

Exponentially Consistent Nonparametric Clustering of Data Streams

Bhupender Singh[†] Ananth Ram Rajagopalan* Srikrishna Bhashyam[†]

[†] Indian Institute of Technology Madras, Chennai 600036, India

* Purdue University, West Lafayette, IN 47907, USA

bhupenderiitm@gmail.com, r.ananthram14@gmail.com, skrishna@ee.iitm.ac.in

Abstract—In this paper, we consider nonparametric clustering of M independent and identically distributed (i.i.d.) data streams generated from *unknown* distributions. The distributions of the M data streams belong to K underlying distribution clusters. Existing results on exponentially consistent nonparametric clustering algorithms, like single linkage-based (SLINK) clustering and k -medoids distribution clustering, assume that the maximum intra-cluster distance (d_L) is smaller than the minimum inter-cluster distance (d_H). First, in the fixed sample size (FSS) setting, we show that exponential consistency can be achieved for SLINK clustering under a less strict assumption, $d_I < d_H$, where d_I is the maximum distance between any two sub-clusters of a cluster that partition the cluster. Note that $d_I < d_L$ in general. Our results show that SLINK is exponentially consistent for a larger class of problems than k -medoids distribution clustering. We also identify examples where k -medoids clustering is unable to find the true clusters, but SLINK is exponentially consistent. Then, we propose a sequential clustering algorithm, named SLINK-SEQ, based on SLINK and prove that it is also exponentially consistent. Simulation results show that the SLINK-SEQ algorithm requires fewer expected number of samples than the FSS SLINK algorithm for the same probability of error.

Index Terms—Nonparametric detection, clustering, consistency, sequential detection, linkage-based clustering

I. INTRODUCTION

We consider the problem of clustering independent and identically distributed (i.i.d.) data streams generated from *unknown* probability distributions under the nonparametric setting. Algorithms to solve the general problem of clustering a set of data points $\{X^{(1)}, X^{(2)}, \dots, X^{(M)}\}$, with each data point $X^{(i)} \in \mathbb{R}^n$ have been well studied, see for example [2]–[7]. These algorithms could be classified into two categories: partitional (e.g. k -means [2], k -medoids [3]) and hierarchical [7] (e.g. single-linkage (SLINK) [4], complete-linkage (CLINK) [5]). The focus of these works was on the computational complexity of the clustering algorithms. For the setting where the data points to be clustered are i.i.d. data streams from unknown distributions, [8] analyzed the error probability of the k -medoids clustering algorithm and proved exponential consistency. For this setting, distance metrics between distributions, e.g. maximum mean discrepancy (MMD), and Kolmogorov-Smirnov distance (KSD), are more suitable

than Euclidean distance between the $X^{(i)}$'s [8]–[10]. The exponential consistency of linkage-based hierarchical clustering algorithms was studied in [11]. The performance of anomaly detection, a special case of clustering, was analyzed in the nonparametric setting in [12]–[14].

In [8], exponential consistency of k -medoids clustering was proved in the fixed sample-size (FSS) setting under the assumption that the maximum intra-cluster distance (d_L) is smaller than the minimum inter-cluster distance (d_H). A similar result was later proved for the k -medoids clustering algorithm in the sequential setting in [15]. In [11], linkage-based hierarchical clustering algorithms (including the SLINK algorithm) were also shown to be exponentially consistent in the FSS setting under the same assumption $d_L < d_H$. However, settings where $d_L > d_H$ are also important. For example, we could have clusters that have large diameter, but are separated by distances that are smaller than the diameter: see [16], where a clustering problem with two such clusters is considered. In this paper, we first show that single-linkage clustering (SLINK) in the FSS setting is exponentially consistent under a less strict assumption than $d_L < d_H$ for the underlying distribution clusters. We define d_I to be the maximum distance between any two sub-clusters of a cluster that partition the cluster and require the assumption that $d_I < d_H$. Note that $d_I < d_L$ when there are more than two distinct points in a cluster. We also show numerical examples where SLINK is exponentially consistent while k -medoids clustering is not. Thus, we identify that different clustering algorithms require different conditions on the underlying distribution clusters. Then, we develop a nonparametric sequential clustering algorithm, SLINK-SEQ, based on SLINK. We show that SLINK-SEQ is also exponentially consistent. Furthermore, simulation results show that the proposed sequential SLINK clustering outperforms FSS SLINK clustering in terms of expected number of samples required for a given probability of error.

The rest of the paper is organized as follows. In Section II, we provide the problem statement and the required notation. In Section III, we prove the exponential consistency of SLINK clustering under the assumption $d_I < d_H$. Then, we propose the nonparametric sequential SLINK clustering algorithm in Section IV and prove that it is exponentially consistent. Simulation results and conclusions are presented in Sections V and VI, respectively.

This work was done at the Department of Electrical Engineering, Indian Institute of Technology Madras, Chennai, India. Part of this work was presented at IEEE ICASSP 2024, Seoul, Korea [1].

II. SYSTEM MODEL AND PRELIMINARIES

Let M distinct data streams denoted $\{X^{(1)}, X^{(2)}, \dots, X^{(M)}\}$ be observed. Each of these streams is an i.i.d. sequence of samples from an unknown distribution. These distributions belong to one of K distribution clusters represented as $\{D_1, D_2, \dots, D_K\}$. Each distribution cluster D_k is comprised of M_k distributions, i.e., $D_k = \{p_k^j : j = 1, 2, \dots, M_k\}$ for each $k = 1, 2, \dots, K$. P_k denotes the set of indices of data streams that are drawn from distributions in the k^{th} distribution cluster, i.e., $P_k = \{i : X^{(i)} \sim p_k^j, j = 1, 2, \dots, M_k\}$.

First, we consider the FSS setting where n samples are observed for each data stream. The clustering algorithm output is denoted as $\{C_1(n), \dots, C_K(n)\}$, where $C_i(n)$ is the set of indices of data streams in the i^{th} output cluster. The error event is given by $E = \{\{C_1(n), \dots, C_K(n)\} \neq \{P_1, \dots, P_K\}\}$. The clustering algorithm is consistent if the probability of error $P_e = \mathbb{P}[E] \rightarrow 0$ as $n \rightarrow \infty$, and is exponentially consistent if $P_e < ae^{-bn}$ for some positive a, b and sufficiently large n . Then, we consider the sequential clustering setting in Section IV. Here, at each time n , one new sample is observed in each of the M data streams. We denote the stopping time of the algorithm by N and the final clustering output by $\{C_1(N), \dots, C_K(N)\}$. Here, the error event $E = \{\{C_1(N), \dots, C_K(N)\} \neq \{P_1, \dots, P_K\}\}$. The sequential algorithm is consistent if P_e goes to zero as $E[N]$ goes to infinity, and is exponentially consistent if the probability of error decreases exponentially with increasing $E[N]$.

Let $d(p, q)$ be the distance between distributions p and q . The inter-cluster distance between clusters D_k and D_l , and maximum intra-cluster distance (diameter) of cluster D_k are:

$$d(D_k, D_l) = \min_{p \in D_k, q \in D_l} d(p, q), \text{ and}$$

$$d(D_k) = \max_{p \in D_k} \max_{q \in D_k} d(p, q),$$

respectively. The overall maximum intra-cluster distance $d_L = \max_{k=1, \dots, K} d(D_k)$, and the minimum inter-cluster distance $d_H = \min_{k \neq k'} d(D_k, D_{k'})$. Now, we define d_I which is the maximum distance between two sub-clusters of a cluster that partition the cluster. For cluster k , define $d_I(D_k)$ as

$$d_I(D_k) = \max_{\substack{D_{1k}, D_{2k} \\ D_{1k} \cup D_{2k} = D_k \\ D_{1k} \cap D_{2k} = \emptyset}} \min_{\substack{p, q \\ p \in D_{1k} \\ q \in D_{2k}}} d(p, q), \quad (1)$$

and

$$d_I = \max_{k=1, \dots, K} d_I(D_k).$$

We can also write $d_I(D_k)$ in terms of P_k (which contains the indices of the data streams in cluster k) as follows.

$$d_I(D_k) = \max_{\substack{P_{1k}, P_{2k} \\ P_{1k} \cup P_{2k} = P_k \\ P_{1k} \cap P_{2k} = \emptyset}} \min_{\substack{i, j \\ i \in P_{1k} \\ j \in P_{2k}}} d(i, j),$$

Note that $d_I(D_k) < d(D_k)$ when there are more than two distinct points in cluster k , and hence $d_I < d_L$, in general.¹ In our analysis, we assume $d_I < d_H$, which is less strict compared to $d_L < d_H$ assumed in [8], [11], [15]. Some examples that illustrate this difference are presented later in the simulation results section.

As in [8], we consider the two distances, MMD and KSD, in this work to calculate the distance. Since these distances can be estimated well from the observed data streams without any information about the distributions, our clustering algorithms are universal. The KSD is given by

$$d_{\text{KS}}(p, q) = \sup_{a \in \mathbb{R}} |F_p(a) - F_q(a)|,$$

where $F(\cdot)$ denotes the CDF. The MMD is given by

$$d_{\text{MMD}}(p, q) = \sup_{f \in \mathcal{F}} (E_p[f(X)] - E_q[f(Y)]),$$

where \mathcal{F} is chosen as in [9]. This choice ensures that the MMD is a metric and also has computable estimates. The estimates of KSD (denoted $KS(i, j, n)$) and MMD (denoted $M_b(i, j, n)$) between streams i and j using n observed samples for each stream are as follows [8], [15]:

$$KS(i, j, n) = \sup_{a \in \mathbb{R}} |\hat{F}_i^{(n)}(a) - \hat{F}_j^{(n)}(a)|, \quad (2)$$

where

$$\hat{F}_i^{(n)}(a) = \frac{1}{n} \sum_{l=1}^n I_{[-\infty, a]}(X_l^{(i)}),$$

and

$$M_b(i, j, n) = \frac{1}{n^2} \sum_{l, m=1}^n h(X_l^{(i)}, X_m^{(i)}, X_l^{(j)}, X_m^{(j)}), \quad (3)$$

where

$$h(X_l^{(i)}, X_m^{(i)}, X_l^{(j)}, X_m^{(j)}) = k(X_l^{(i)}, X_m^{(i)}) + k(X_l^{(j)}, X_m^{(j)}) - 2k(X_l^{(i)}, X_m^{(j)}),$$

and $k(x, y)$ is a kernel function.

III. EXPONENTIAL CONSISTENCY OF SLINK IN THE FIXED SAMPLE SIZE SETTING

In this section, we prove the exponential consistency of single linkage-based (SLINK) clustering in the FSS setting under the assumption that $d_I < d_H$. As mentioned earlier, this assumption is less strict than the assumption of $d_L < d_H$ used in the analysis of SLINK in [11], [17].

SLINK can be summarized as follows. Initially, each data stream is considered to be a cluster, i.e., we start with M clusters. Then, we find the two closest clusters, where the inter-cluster distance is the minimum distance between any sequence in one cluster from any sequence in the other cluster. These two clusters are merged. The algorithm stops when the

¹In the conference paper [1], we considered the maximum nearest neighbour distance as d_I , i.e., only partitions with only one element in one of the sub-clusters. However, we also needed the clustering to be unique under the given $d_I < d_H$ condition. The improved definition in (1) provides the unique clustering inherently and does not require any extra condition other than $d_I < d_H$.

number of clusters is K (assuming K is known). If d_H is known instead of K , the algorithm continues as long as the two closest clusters are closer than d_H .

If the exact pairwise distances between the different data streams are provided as input to the SLINK algorithm, it can be argued in the following manner that the clustering output will be correct (under the assumption $d_I < d_H$). From the definition of d_I , we know that any sub-cluster of cluster k is within d_I of at least one other sequence in the same cluster k . From the definition of d_H , we know that for any sub-cluster of cluster k the nearest neighbour from any other cluster is farther than d_H . Therefore, due to the assumption that $d_I < d_H$, during each step of SLINK sub-clusters belonging to the same true cluster will be chosen for merging till all K clusters have been identified, i.e., there will be no error if the true pairwise distances are known. However, since the true distributions are assumed to be unknown, the SLINK algorithm is provided with the estimates of the pairwise MMD or KSD distances between the data streams. Now, we show that SLINK is exponentially consistent if $d_I < d_H$. We show the proof for the algorithm with MMD estimates. A similar proof can be provided even for the case with KSD based on the concentration results for KSD in [8].

Theorem 1. *Let $d_I < d_H$. The probability of error of SLINK is upper bounded as: $P_e \leq a_f e^{-b_f n}$ for some $a_f, b_f > 0$ for sufficiently large n .*

Proof. Let \hat{d}_I and \hat{d}_H denote the d_I and d_H corresponding to the true clusters using the estimated distances,² i.e., we have

$$\hat{d}_I = \max_k \max_{\substack{P_{1k}, P_{2k} \\ P_{1k} \cup P_{2k} = P_k \\ P_{1k} \cap P_{2k} = \phi}} \left[\min_{i \in P_{1k}, j \in P_{2k}} \hat{d}(i, j, n) \right],$$

$$\hat{d}_H = \min_{k, k', k \neq k'} \left[\min_{i \in P_k} \min_{j \in P_{k'}} \hat{d}(i, j, n) \right].$$

If $\hat{d}_I < \hat{d}_H$, then there will be no error in clustering (as discussed above). Therefore, we have

$$P_e \leq 1 - \mathbb{P}[\hat{d}_I < \hat{d}_H].$$

Let d_{th} be such that $d_I < d_{th} < d_H$. Now, we can write:

$$\begin{aligned} \mathbb{P}[\hat{d}_I < \hat{d}_H] &= \mathbb{P}[\hat{d}_I < \hat{d}_H | \hat{d}_H > d_{th}] \mathbb{P}[\hat{d}_H > d_{th}] \\ &\quad + \mathbb{P}[\hat{d}_I < \hat{d}_H | \hat{d}_H \leq d_{th}] \mathbb{P}[\hat{d}_H \leq d_{th}] \\ &\geq \mathbb{P}[\hat{d}_I < \hat{d}_H | \hat{d}_H > d_{th}] \mathbb{P}[\hat{d}_H > d_{th}] \\ &\geq \mathbb{P}[\hat{d}_I < d_{th} | \hat{d}_H > d_{th}] \mathbb{P}[\hat{d}_H > d_{th}] \\ &= \mathbb{P}[\hat{d}_I < d_{th}] \mathbb{P}[\hat{d}_H > d_{th}]. \end{aligned}$$

²Note that \hat{d}_I and \hat{d}_H are only defined for the purpose of the analysis and are not actually estimated.

Now, we bound $\mathbb{P}[\hat{d}_H < d_{th}]$ and $\mathbb{P}[\hat{d}_I > d_{th}]$.

$$\begin{aligned} \mathbb{P}(\hat{d}_H < d_{th}) &= \mathbb{P} \left[\bigcup_{\substack{k, k' \\ k \neq k'}} \bigcup_{\substack{i \in P_k \\ j \in P_{k'}}} \left\{ \hat{d}(i, j, n) < d_{th} \right\} \right] \\ &\leq M^2 \mathbb{P}[\hat{d}(i, j, n) < d_{th}] \\ &\quad \text{(where } i, j \text{ are from different clusters)} \\ &\leq M^2 \left[2 \exp \left(\frac{-n(d_H - d_{th})^2}{16G} \right) \right] \\ &= a_H e^{-b_H n}, \end{aligned}$$

where $a_H = 2M^2$ and $b_H = \frac{(d_H - d_{th})^2}{16G}$. The last inequality follows from the concentration of the MMD estimate and is true for $n > \frac{64G}{(d_H - d_{th})^2}$. The details are provided in Lemma 8 in the Appendix.

$$\begin{aligned} \mathbb{P}[\hat{d}_I > d_{th}] &= \mathbb{P} \left[\max_k \max_{\substack{P_{1k}, P_{2k} \\ P_{1k} \cup P_{2k} = P_k \\ P_{1k} \cap P_{2k} = \phi}} \min_{\substack{i, j \\ i \in P_{1k} \\ j \in P_{2k}}} \hat{d}(i, j, n) > d_{th} \right] \\ &= \mathbb{P} \left[\bigcup_k \bigcup_{\substack{P_{1k}, P_{2k} \\ P_{1k} \cup P_{2k} = P_k \\ P_{1k} \cap P_{2k} = \phi}} \min_{\substack{i, j \\ i \in P_{1k} \\ j \in P_{2k}}} \hat{d}(i, j, n) > d_{th} \right] \\ &\leq \sum_k \sum_{P_{1k}, P_{2k}} \mathbb{P} \left[\min_{\substack{i, j \\ i \in P_{1k} \\ j \in P_{2k}}} \hat{d}(i, j, n) > d_{th} \right] \\ &\quad \text{(using union bound)} \\ &\leq \sum_k \sum_{P_{1k}, P_{2k}} \mathbb{P} \left[\hat{d}(i, j, n) > d_{th} \right] \\ &\quad \text{(Here } i, j \text{ are chosen such that } d(i, j, n) < d_I. \\ &\quad \text{Such a choice exists by the definition of } d_I.) \\ &\leq K \cdot 2^M \cdot \left(2 \exp \left(\frac{-n(d_{th} - d_I)^2}{16G} \right) \right) \\ &= a_I e^{-b_I n}, \end{aligned}$$

where $a_I = 2K2^M$ and $b_I = \frac{(d_{th} - d_I)^2}{16G}$. The last inequality follows from the concentration of the MMD estimate and is true for $n > \frac{64G}{(d_{th} - d_I)^2}$. The details are provided in Lemma 9 in the Appendix.

Combining the bounds above for $\mathbb{P}[\hat{d}_H < d_{th}]$ and $\mathbb{P}[\hat{d}_I > d_{th}]$, we get

$$\mathbb{P}[\hat{d}_I < \hat{d}_H] \geq (1 - a_I e^{-b_I n})(1 - a_H e^{-b_H n}),$$

and

$$P_e \leq a_I e^{-b_I n} + a_H e^{-b_H n} \leq a_f e^{-b_f n},$$

for $n > \max \left(\frac{64G}{(d_H - d_{th})^2}, \frac{64G}{(d_{th} - d_I)^2} \right)$, where $a_f = 2 \max(a_I, a_H)$ and $b_f = \min(b_I, b_H)$. Thus, we have $P_e \rightarrow 0$ exponentially as $n \rightarrow \infty$. \square

Remark 2. Note that d_{th} is chosen such that it satisfies $d_I < d_{th} < d_H$. One choice is $d_{th} = (d_I + d_H)/2$. For this choice of d_{th} , we get

$$b_f = \frac{(d_H - d_I)^2}{64\mathbb{G}}.$$

We will use this choice later in the proof of universal consistency of SLINK-SEQ in Theorem 5.

Remark 3. We mainly discuss SLINK in this paper. We can also extend our $d_I < d_H$ condition to another hierarchical clustering algorithm named complete-linkage based clustering or CLINK. For CLINK, it can be shown that $d_I = d_L$. This means that for CLINK we get back the original $d_L < d_H$ condition proved in [11], [17].

IV. PROPOSED SEQUENTIAL NONPARAMETRIC CLUSTERING ALGORITHM

In this section, we propose a sequential nonparametric clustering algorithm SLINK-SEQ based on SLINK (See Algorithm 1). Estimates of MMD (in equation (3)) or KSD (in equation (2)) can be used in this algorithm for $\hat{d}(i, j, n)$. To obtain the MMD estimate, at least 2 samples are required. The pairwise distances between data streams, $\{\hat{d}(i, j, n)\}$, for all $i, j \in \{1, 2, \dots, M\}, i < j$, are updated using the new samples in a recursive way to reduce complexity. This sequential update for the MMD $M_b(\cdot)$ is given by:

$$\begin{aligned} M_b(i, j, n) = & \left\{ \left(\frac{n-1}{n} \right)^2 M_b^2(i, j, n-1) \right. \\ & + \frac{1}{n^2} \sum_{l=1}^n h \left(X_l^{(i)}, X_n^{(i)}, X_l^{(j)}, X_n^{(j)} \right) \\ & \left. + \frac{1}{n^2} \sum_{m=1}^{n-1} h \left(X_n^{(i)}, X_l^{(i)}, X_n^{(j)}, X_l^{(j)} \right) \right\}^{\frac{1}{2}} \end{aligned}$$

For KSD, the empirical CDF is updated as:

$$\hat{F}(n, a) = \frac{n-1}{n} \hat{F}_{X_i}^{(n-1)}(a) \frac{1}{n} I(-\infty, a](X(i)_n), \quad a \in \mathbb{R}.$$

The stopping rule is proposed to be a threshold on the minimum inter-cluster distance of the clustering output using SLINK at each time. The threshold T_n is chosen to be C/\sqrt{n} , where $C > 0$ is a constant. For this choice of threshold, we are able to prove exponential consistency for SLINK-SEQ that uses the MMD estimate later in this section. We also observe that the bias in the MMD estimate is of the order or $1/\sqrt{n}$ in the concentration result for the MMD estimate in [9, Thm. 7]. Furthermore, in the simulation results section, we compare the performance for different thresholds of the form C/n^α with different α and observe that $\alpha = 0.5$ performs the best.

A. Analysis of SLINK-SEQ

First, we start with the following assumption.

Assumption 1. $d_I < d_H$.

Given Assumption 1, we can choose δ such that

$$d_I < (1 - \delta)^2 d_H,$$

Algorithm 1: Proposed SLINK-SEQ

- 1: **Input:** $X^{(1)}, \dots, X^{(M)}; K$
 - 2: **Output:** Clusters $C_1(N), \dots, C_K(N)$
 - 3: **Initialize:** $n \leftarrow 2$, 2 samples per stream, $T_2 = 0$
 - 4: **Calculate distances:** $\hat{d}(i, j, n)$ for $i < j$,
 $i, j \in \{1, 2, \dots, M\}$
 - 5: **while** $\Gamma_n < \frac{C}{\sqrt{n}}$
 - 6: Update clusters $\{C_k(n)\}_{k=1}^K$ using SLINK.
 - 7: Update test statistic
 $\Gamma_n = \min_{k \neq l} \min_{i \in C_k(n), j \in C_l(n)} \hat{d}(i, j, n)$.
 - 8: Continue sampling: $n \leftarrow n + 1$
 and update distances
 - 9: **end while** [Stop sampling $N = n$]
-

i.e.,

$$0 < \delta < 1 - \sqrt{\frac{d_I}{d_H}}.$$

Next, we show in Theorem 4 that the proposed SLINK-SEQ algorithm stops in finite time with probability one. Here again, we show the analysis only for the SLINK-SEQ algorithm with MMD estimates. Similar results can be obtained for the SLINK-SEQ algorithm with KSD estimates. In the simulation results section, we show results for cases.

Theorem 4. *The proposed sequential clustering test stops in finite time almost surely, for any set of true clusters $\{P_k : k = 1, \dots, K\}$ satisfying Assumption 1. That is, $P[N < \infty] = 1$.*

Proof. Let E_n denote the event that clustering output $\{C_1(n), \dots, C_K(n)\}$ at step n is not equal to the true clusters $\{P_1, \dots, P_K\}$.

$$\begin{aligned} \mathbb{P}[N > n] &= \mathbb{P}[\{N > n\} \cap E_n] + \mathbb{P}[\{N > n\} \cap E_n^c] \\ &\leq \mathbb{P}[E_n] + \mathbb{P}[\{N > n\} \cap E_n^c] \\ &= \mathbb{P}[E_n] + \mathbb{P}[\{\Gamma_{n_1} < T_{n_1}, \forall n_1 \leq n\} \cap E_n^c] \\ &\leq \mathbb{P}[E_n] + \mathbb{P}[\{\Gamma_n < T_n\} \cap E_n^c] \\ &\leq \mathbb{P}[E_n] + \mathbb{P}\left[\left\{ \min_{k \neq l} \min_{i \in C_k(n)} \min_{j \in C_l(n)} \hat{d}(i, j, n) < T_n \right\} \cap E_n^c\right] \\ &\leq \mathbb{P}[E_n] + \mathbb{P}\left[\left\{ \min_{k \neq l} \min_{i \in P_k} \min_{j \in P_l} \hat{d}(i, j, n) < T_n \right\}\right] \\ &\leq \mathbb{P}[E_n] + \mathbb{P}\left[\left\{ \bigcup_{k \neq l} \bigcup_{i \in P_k} \bigcup_{j \in P_l} \hat{d}(i, j, n) < T_n \right\}\right] \\ &\leq \mathbb{P}[E_n] + \sum_{k \neq l} \sum_{i \in P_k} \sum_{j \in P_l} P[\hat{d}(i, j, n) < T_n]. \quad (4) \end{aligned}$$

The first term in (4) is bounded as in Theorem 1 to get:

$$\mathbb{P}[E_n] \leq a_f e^{-b_f n},$$

for $n > \max\left(\frac{64\mathbb{G}}{(d_H - d_{th})^2}, \frac{64\mathbb{G}}{(d_{th} - d_I)^2}\right)$. Therefore, this term goes to zero as n goes to infinity. Now, consider the second

term in (4).

$$\begin{aligned}
& \mathbb{P} \left[\hat{d}(i, j, n) < T_n \right] \\
&= \mathbb{P} \left[-\hat{d}(i, j, n) > -T_n \right] \\
&= \mathbb{P} \left[d(p_i, p_j) - d(i, j, n) > d(p_i, p_j) - T_n \right] \\
&\leq \mathbb{P} \left[d(p_i, p_j) - \hat{d}(i, j, n) > d_H - T_n \right] \\
&\leq \mathbb{P} \left[\left| d(p_i, p_j) - \hat{d}(i, j, n) \right| > d_H - T_n \right]
\end{aligned}$$

Now, we use the concentration result [9, Thm. 7]

$$\mathbb{P} \left[\left| d(p_i, p_j) - \hat{d}(i, j, n) \right| > 4\sqrt{\frac{\mathbb{G}}{n}} + \epsilon \right] \leq 2 \exp \left(\frac{-n\epsilon^2}{4\mathbb{G}} \right).$$

Let $\epsilon = \frac{d_H - T_n}{2}$. Choose n to be large enough such that $4\sqrt{\frac{\mathbb{G}}{n}} + \epsilon < (1 - \frac{\delta}{2})d_H - T_n$. In order to satisfy this inequality, we need:

$$\begin{aligned}
& 4\sqrt{\frac{\mathbb{G}}{n}} + \frac{d_H - T_n}{2} < \left(1 - \frac{\delta}{2}\right) d_H - T_n \\
\text{(or)} & 4\sqrt{\frac{\mathbb{G}}{n}} < \frac{d_H - T_n}{2} - \frac{\delta}{2}d_H \\
\text{(or)} & 8\sqrt{\frac{\mathbb{G}}{n}} + \frac{C}{\sqrt{n}} < (1 - \delta)d_H \\
\text{(or)} & n > \left(\frac{C + 8\sqrt{\mathbb{G}}}{(1 - \delta)d_H} \right)^2.
\end{aligned} \tag{5}$$

Therefore, for $n > \left(\frac{C + 8\sqrt{\mathbb{G}}}{(1 - \delta)d_H} \right)^2$, we have

$$\mathbb{P}[\hat{d}(i, j, n) \leq T_n] \leq 2 \exp \left(\frac{-n(d_H - T_n)^2}{16\mathbb{G}} \right).$$

For the above inequality, we also need $d_H - T_n > 0$ or $n > \frac{C^2}{d_H^2}$. This is automatically satisfied for $n > \left(\frac{C + 8\sqrt{\mathbb{G}}}{(1 - \delta)d_H} \right)^2$. From equation (5), we have

$$d_H - T_n > 8\sqrt{\frac{\mathbb{G}}{n}} + \delta d_H > \delta d_H.$$

Therefore, we have

$$\mathbb{P}[\hat{d}(i, j, n) \leq T_n] \leq 2 \exp \left(\frac{-n(\delta d_H)^2}{16\mathbb{G}} \right).$$

Using the above bound for $\mathbb{P}[d(i, j, n) \leq T_n]$, we get a bound for the second term in (4) as follows:

$$\mathbb{P}[\{N > n\} \cap E_n^c] \leq M^2 \left(2 \exp \left(\frac{-n(\delta d_H)^2}{16\mathbb{G}} \right) \right),$$

which goes to zero as $n \rightarrow \infty$. Overall, we get the bound:

$$\mathbb{P}[N > n] \leq a_f e^{-b_f n} + 2M^2 \exp \left(\frac{-n(\delta d_H)^2}{16\mathbb{G}} \right) \tag{6}$$

for³ $n > \max \left\{ \frac{64\mathbb{G}}{(d_H - d_{th})^2}, \frac{64\mathbb{G}}{(d_{th} - d_I)^2}, \left(\frac{C + 8\sqrt{\mathbb{G}}}{(1 - \delta)d_H} \right)^2 \right\}$. Therefore, we have

$$\mathbb{P}[N > n] \rightarrow 0 \text{ as } n \rightarrow \infty,$$

³Note that the n_M defined in Theorem 5 satisfies this condition.

or, equivalently, $\mathbb{P}[N < \infty] = 1$. \square

Next, we analyze the probability of error of SLINK-SEQ. In Theorem 5, we show that SLINK-SEQ is universally consistent.

Theorem 5. *The proposed sequential clustering tests are universally consistent under any configuration of the true clusters $\{P_k : k = 1, \dots, K\}$. That is, $\lim_{C \rightarrow \infty} P_{\max} = 0$.*

Proof. Define

$$\tilde{n} = \frac{\max \left(\frac{64\mathbb{G}}{(d_H - d_0)^2}, \frac{64\mathbb{G}}{(d_0 - d_I)^2} \right)}{(1 - \delta)^2},$$

$$n_M = \left(\sqrt{\tilde{n}} + \frac{C}{(1 - \delta)d_H} \right)^2,$$

and

$$C_M = \frac{(1 + \delta)\sqrt{\tilde{n}}d_I + 8\sqrt{\mathbb{G}}}{(1 - \delta) - \frac{d_I}{(1 - \delta)d_H}}.$$

Let $C > C_M$. We have

$$\begin{aligned}
\mathbb{P}[E] &= \sum_{n=2}^{\infty} \mathbb{P}[N = n, E_n] \\
&= \sum_{n=2}^{n_M} \mathbb{P}[N = n, E_n] + \sum_{n > n_M}^{\infty} \mathbb{P}[N = n, E_n] \tag{7}
\end{aligned}$$

Consider the second term of (7). This term can be bounded as follows.

$$\begin{aligned}
& \sum_{n > n_M}^{\infty} \mathbb{P}[N = n, E_n] \leq \sum_{n > n_M}^{\infty} \mathbb{P}[E_n] \\
&= \sum_{n > n_M}^{\infty} a_f e^{-b_f n} \\
&= \frac{a_f}{(1 - e^{-b_f})} e^{-b_f n_M} \\
&\leq \frac{a_f}{(1 - e^{-b_f})} e^{-b_f \frac{C^2}{(1 - \delta)^2 d_H^2}},
\end{aligned}$$

where the last inequality is obtained using $n_M > \frac{C}{(1 - \delta)d_H}$. Therefore, we have that the second term in (7) goes to 0 as $C \rightarrow \infty$.

Now, consider the first term in (7).

$$\begin{aligned}
& \sum_{n=2}^{n_M} \mathbb{P}[N = n, E_n] \leq \sum_{n=2}^{n_M} \mathbb{P}[\Gamma_n > T_n, E_n] \\
&= \sum_{n=1}^{n_M} \mathbb{P} \left[\left\{ \min_{k \neq l} \min_{i \in C_k(n)} \min_{j \in C_l(n)} \hat{d}(i, j, n) > T_n, \forall k, l \right\} \cap E_n \right] \\
&\leq \sum_{n=2}^{n_M} \mathbb{P} \left[\hat{d}(i, j, n) > T_n \cap E_n \right] \tag{8} \\
&\leq \sum_{n=2}^{n_M} \mathbb{P} \left[\hat{d}(i, j, n) > T_n \right],
\end{aligned}$$

where, in (8), i, j are chosen such that the true distance between the streams $d(p_i, p_j) < d_I$, both streams i, j are from the same true cluster but clustered by the algorithm in different clusters. Such a choice is always possible due to the definition

of d_I and the fact that E_n is true. Since E_n is true, there must be at least one cluster that is not correctly identified, i.e., it is partitioned into at least 2 sub-clusters. Now, by the definition of d_I , for each sub-cluster, there must be at least one other sub-cluster such that two streams from these two sub-clusters are within d_I of each other. Continuing, we have

$$\begin{aligned} & \mathbb{P}[\hat{d}(i, j, n) > T_n] \\ &= \mathbb{P}[\hat{d}(i, j, n) - d(p_i, p_j) > T_n - d(p_i, p_j)] \\ &\leq \mathbb{P}[\hat{d}(i, j, n) - d(p_i, p_j) > T_n - d_I] \\ &\leq \mathbb{P}[|\hat{d}(i, j, n) - d(p_i, p_j)| > T_n - d_I]. \end{aligned} \quad (9)$$

Let $\epsilon = \frac{T_n - d_I}{2}$. We would like to now apply the concentration result to get

$$\begin{aligned} & \mathbb{P}[|\hat{d}(i, j, n) - d(p_i, p_j)| > T_n - d_I] \\ &\leq 2 \exp\left(\frac{-n(T_n - d_I)^2}{16\mathbb{G}}\right) \end{aligned} \quad (10)$$

$$\leq 2 \exp\left(\frac{-n(\delta T_n)^2}{16\mathbb{G}}\right) \quad (11)$$

$$= 2 \exp\left(\frac{-\delta^2 C^2}{16\mathbb{G}}\right). \quad (12)$$

In order to get (10) and (11), we need the following condition:

$$4\sqrt{\frac{\mathbb{G}}{n}} + \epsilon < (1 - \frac{\delta}{2})T_n - d_I < T_n - d_I$$

for $n \leq n_M$. We can rewrite this condition as follows.

$$4\sqrt{\frac{\mathbb{G}}{n}} + \frac{T_n - d_I}{2} < T_n - d_I - \frac{\delta}{2}T_n$$

$$\text{(or)} \quad 4\sqrt{\frac{\mathbb{G}}{n}} < \frac{1 - \delta}{2}T_n - \frac{d_I}{2}$$

$$\text{(or)} \quad 8\sqrt{\frac{\mathbb{G}}{n}} < (1 - \delta)\frac{C}{\sqrt{n}} - d_I$$

$$\text{(or)} \quad C > \frac{d_I\sqrt{n} + 8\sqrt{\mathbb{G}}}{(1 - \delta)}$$

The above condition can be satisfied for all $n \leq n_M$, if it is satisfied for $n = n_M$, i.e.,

$$\begin{aligned} & C > \frac{d_I\sqrt{n_M} + 8\sqrt{\mathbb{G}}}{(1 - \delta)} \\ \text{(or)} & (1 - \delta)C > d_I\left(\sqrt{n} + \frac{C}{(1 - \delta)d_H}\right) + 8\sqrt{\mathbb{G}} \\ \text{(or)} & C > \frac{d_I\sqrt{n} + 8\sqrt{\mathbb{G}}}{(1 - \delta) - \frac{d_I}{(1 - \delta)d_H}} \end{aligned} \quad (13)$$

Note that the denominator $(1 - \delta) - \frac{d_I}{(1 - \delta)d_H} > 0$. The condition in (13) is satisfied for $C > C_M$. Therefore, we have

$$\mathbb{P}[d(i, j, n) > T_n] \leq 2 \exp\left(-\frac{\delta^2 C^2}{16\mathbb{G}}\right) \quad (14)$$

and the first term in (7) can be bounded as

$$\sum_{n=2}^{n_M} \mathbb{P}[\hat{d}(i, j, n) > T_n] \leq 2n_M \exp\left(-\frac{\delta^2 C^2}{16\mathbb{G}}\right) \quad (15)$$

for $C > C_M$. Note that n_M is only quadratic with C . Therefore, as $C \rightarrow \infty$, this term also goes to 0.

Since (7) goes to 0 for any configuration of true clusters, we have universal consistency, i.e., $\lim_{C \rightarrow \infty} P_{\max} = 0$. \square

Theorem 5 shows universal consistency of SLINK-SEQ. We can observe that both the terms in the bound on probability of error (in (7))

$$\mathbb{P}[E] \leq \frac{a_f}{(1 - e^{-b_f})} e^{-b_f \frac{C^2}{(1 - \delta)^2 d_H^2}} + 2n_M \exp\left(-\frac{\delta^2 C^2}{16\mathbb{G}}\right) \quad (16)$$

decrease exponentially with C^2 for large C . For exponential consistency, we need to show that the sequence of tests with increasing C has error probability that decreases exponentially with expected stopping time, i.e.,

$$\mathbb{E}[N] \leq \frac{-\log P_{\max}}{\alpha} (1 + o(1)),$$

where α is strictly positive. We proceed to show this using steps similar to that in [13], [15] in the following two theorems. We skip some of the details that are similar, and retain the main arguments for completeness.

Theorem 6. *The stopping time N of SLINK-SEQ satisfies:* $\lim_{C \rightarrow \infty} \mathbb{E}\left[\left|\frac{N}{C^2} - \frac{1}{d_H^2}\right|\right] = 0$.

Proof. The algorithm stops when the minimum inter-cluster distance of the clustering output Γ_n crosses the threshold $T_n = \frac{C}{\sqrt{n}}$. Therefore, with probability 1, we have

$$\frac{1}{\Gamma_N^2} \leq \frac{N}{C^2} \leq \frac{1}{\Gamma_{N-1}^2} + \frac{1}{C^2}.$$

Since the kernel is bounded, the MMD estimate $\hat{d}(i, j, n)$ is also bounded, say by B_d . Therefore, for $n < C^2/B_d^2$, $\mathbb{P}[N < n] = 0$. Thus, $N \rightarrow \infty$ as $C \rightarrow \infty$. From [9, Thm. 7] and Borel-Cantelli Lemma, we have $\Gamma_n^2 \rightarrow d_H^2$ almost surely as $n \rightarrow \infty$. Therefore, we have

$$\frac{N}{C^2} \rightarrow \frac{1}{d_H^2} \quad \text{a.s.}$$

as $C \rightarrow \infty$. In order to complete the proof, we need to show that N/C^2 is uniformly integrable, or, equivalently

$$\lim_{\nu \rightarrow \infty} \sup_{C \geq C_M} \mathbb{E}\left[\frac{N}{C^2} \mathbb{I}\left(\frac{N}{C^2} \geq \nu\right)\right] = 0.$$

Following the simplifications in [15, Thm. 3] for $\mathbb{E}\left[\frac{N}{C^2} \mathbb{I}\left(\frac{N}{C^2} \geq \nu\right)\right]$, and using the bound for $\mathbb{P}[N > n]$ from (6), we can show that:

$$\begin{aligned} & \sup_{C \geq C_M} \mathbb{E}\left[\frac{N}{C^2} \mathbb{I}\left(\frac{N}{C^2} \geq \nu\right)\right] \leq \frac{1}{C_M^2} \left[\frac{a_f e^{-b_f \lfloor \nu C_M^2 \rfloor}}{1 - e^{-b_f}} \right. \\ & \quad \left. + \frac{2M^2 e^{-\frac{\delta^2 d_H^2}{16\mathbb{G}} \lfloor \nu C_M^2 \rfloor}}{1 - e^{-\frac{\delta^2 d_H^2}{16\mathbb{G}}}} \right] + \nu \left[a_f e^{-b_f (\lfloor \nu C_M^2 \rfloor - 1)} \right. \\ & \quad \left. + 2M^2 e^{-\frac{\delta^2 d_H^2}{16\mathbb{G}} (\lfloor \nu C_M^2 \rfloor - 1)} \right], \end{aligned}$$

and this goes to zero as $\nu \rightarrow \infty$. \square

Theorem 7. *SLINK-SEQ is exponentially consistent, i.e.,*

$$\mathbb{E}[N] \leq \frac{-\log P_{max}}{\alpha} (1 + o(1)),$$

with $\alpha > 0$.

Proof. We know that N/C^2 converges to $1/d_H^2$ as $C \rightarrow \infty$ as in Theorem 6. From (16), we know that $\frac{-\log P_{max}}{C^2}$ is upper bounded by a constant given by

$$\alpha_1 = \min \left\{ \frac{\delta^2}{16\mathbb{G}}, \frac{b_f}{(1-\delta)^2 d_H^2} \right\}$$

for large C . Combining these two results, we can show exponential consistency with $\alpha = \alpha_1 d_H^2$. \square

V. SIMULATION RESULTS

We now study the performance of SLINK and SLINK-SEQ using simulations. For the FSS setting, we illustrate that SLINK is exponentially consistent under the condition $d_I < d_H$. We also compare SLINK with k -medoids clustering (KMed) in [8]. Then, we compare SLINK with SLINK-SEQ and show how sequential clustering can provide improved performance.

A. Simulation settings

We consider three examples to illustrate the difference between the distance assumptions between the clusters. Examples 1 and 2 have $d_L > d_H$ but $d_I < d_H$. Example 3 satisfies $d_L < d_H$ and has been used in [8]. In each example, the i.i.d. data streams are generated according Gaussian distributions with unit variance and different means. The three examples are: (1) 2 clusters, means of the streams in cluster 1 and cluster 2 are $\{0.4, 0.55, 0.7, 0.85, 1, 1.15, 1.3, 1.45, 1.6\}$ and $\{1.85, 2, 2.15\}$, (2) 2 clusters, means of the streams in cluster 1 and cluster 2 are $\{0.7, 0.85, 1, 1.15, 1.3\}$ and $\{1.7, 1.85, 2, 2.15, 2.3\}$, and (3) 5 clusters, 5 streams per cluster, mean of each stream in cluster k is $k - 1$ for $k = 1, 2, 3, 4, 5$.

For the above examples, d_I is equal to the maximum gap between two neighbouring distributions within a cluster, i.e, for each distribution we need only the left and right neighbours to be closer than the distributions in the other clusters. Therefore, we can have big clusters that are separated by gaps that are small (as in Example 1 and 2). In fact, for these examples, clustering is achieved by identifying the largest gap between means. Table I shows the MMD and KSD distances d_L , d_H , and d_I for each of the three examples. The distances are estimated using 10000 samples from each distribution. Clearly, we have $d_I < d_H$ in all three examples, while $d_L < d_H$ is true only in example 3.

B. FSS performance

Fig. 4 shows $\ln(P_e)$ versus n for Example 1. The performance of SLINK is shown for both MMD (with kernel $k(x, y) = e^{-(x-y)^2/2}$) and KSD as the distance measures. It can be observed that SLINK is exponentially consistent, i.e., the $\ln(P_e)$ vs. n plot is linearly decreasing, as expected.

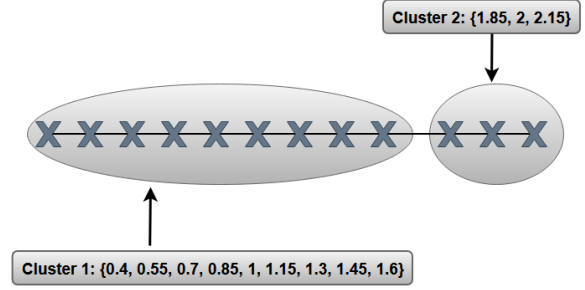


Fig. 1. Means of Example 1

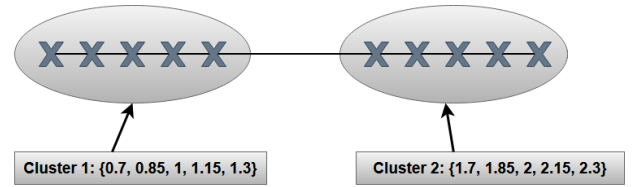


Fig. 2. Means of Example 2

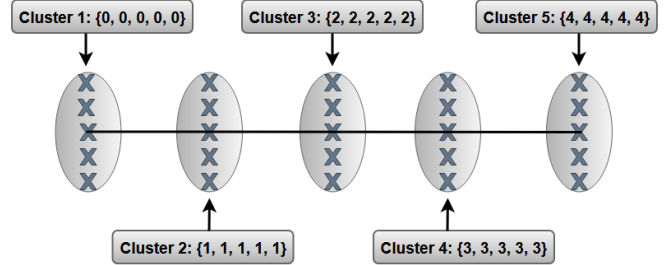


Fig. 3. Means of Example 3

For this example, KMed is unable to find the true clusters. Although only the KSD case is shown for KMed, KMed with MMD also does not work. This is mainly due to the fact that one cluster is big while the other is small, and some distributions in the big cluster are closer to the medoid of the small cluster. However, SLINK can work even in this

TABLE I
DISTANCES d_L , d_H AND d_I

	MMD			KSD		
	Eg. 1	Eg. 2	Eg. 3	Eg. 1	Eg. 2	Eg. 3
d_L	0.49401	0.26219	0	0.444	0.2362	0
d_H	0.11152	0.1665	0.41289	0.0995	0.1668	0.3789
d_I	0.06238	0.06238	0	0.0541	0.0541	0

setting as $d_I < d_H$ is satisfied as long as the left and right neighbours for each distribution (in terms of the means of the Gaussian distributions) within the same cluster are closer than the distributions from the other clusters.

Figs. 5 and 6 show $\ln(P_e)$ versus n for Examples 2 and 3. Both SLINK and KMed are exponentially consistent for these examples. Even though $d_L > d_H$, KMed works for Example 2 since the clusters are of equal size and, therefore, all the distributions in each cluster are closer to the medoid of the correct cluster. For these two examples, KMed is able to perform better than SLINK, i.e., it achieves the same error probability at lower n . However, SLINK can work for all problems with $d_I < d_H$, while KMed cannot.

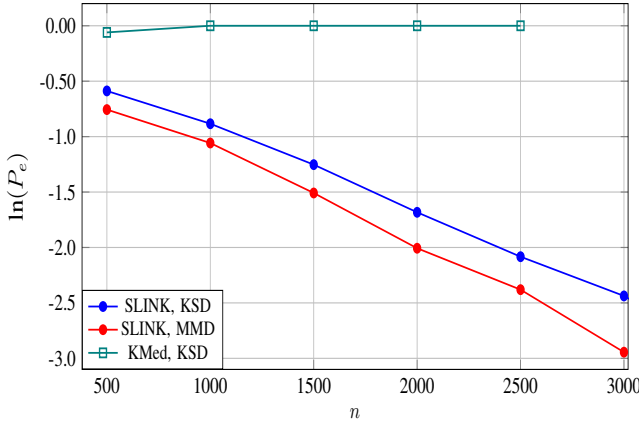


Fig. 4. FSS: Example 1

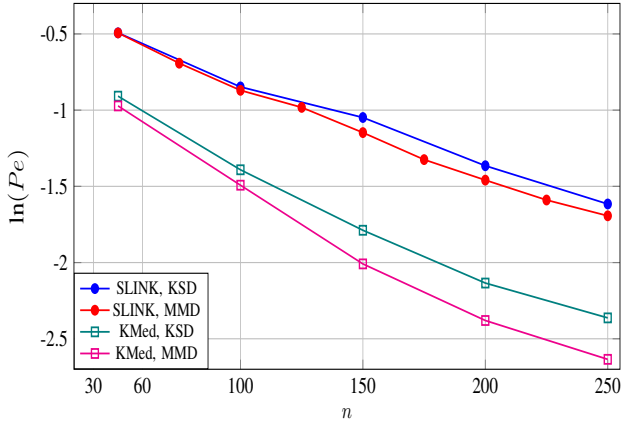


Fig. 5. FSS: Example 2

C. Sequential clustering performance

Figs. 7 shows $\ln(P_e)$ versus $E[N]$ for SLINK-SEQ and SLINK FSS for both KSD and MMD distance measures for Example 1. As expected, we observe that the proposed sequential clustering algorithm requires fewer expected number of samples than the FSS test for the same P_e . Similar results are shown for Examples 2 and 3 in Figs. 8 and 9, respectively. Here, we show only the performance with MMD. The performance with KSD shows a similar trend.

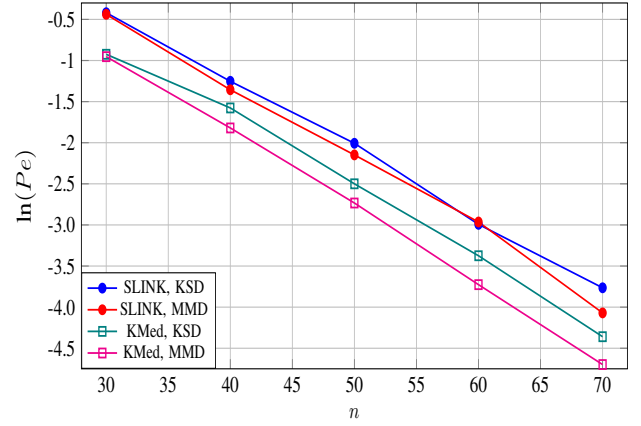


Fig. 6. FSS: Example 3

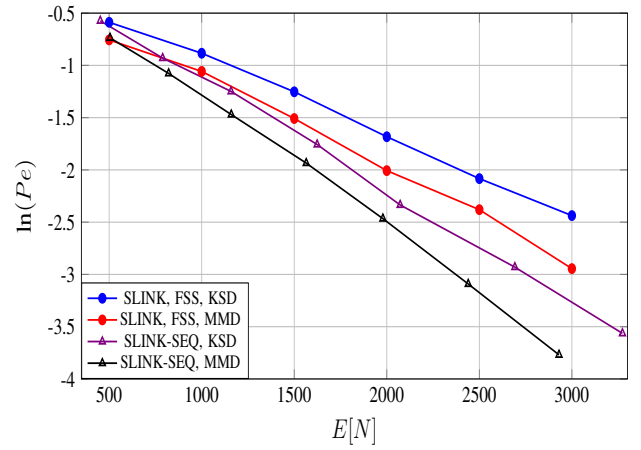


Fig. 7. SEQ vs FSS: Example 1

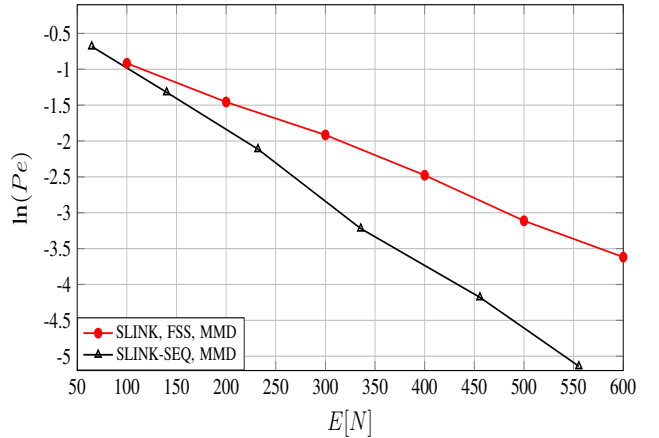


Fig. 8. SEQ vs FSS: Example 2

In Figs. 10, 11 and 12, we show the performance of SLINK-SEQ for different threshold choices for Examples 1, 2 and 3, respectively. We use the threshold C/n^α with $\alpha = 1/3, 1/2, 1$. We observe that for all cases, $\alpha = 1/2$ results in better performance.

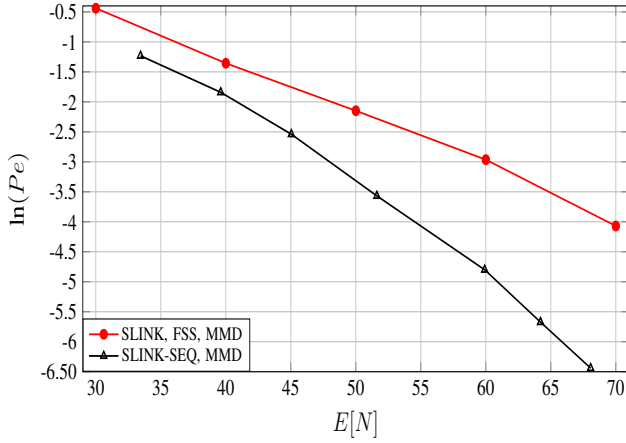
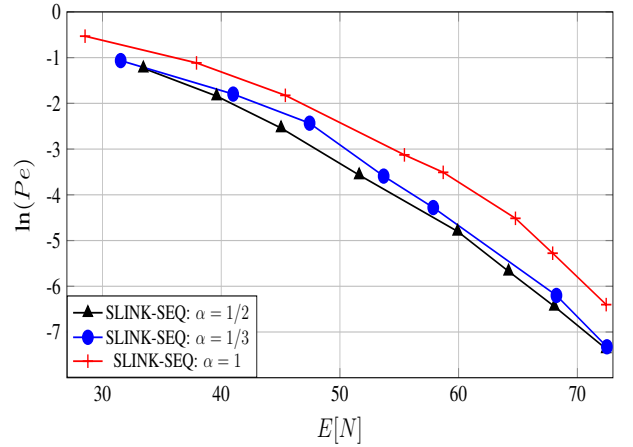
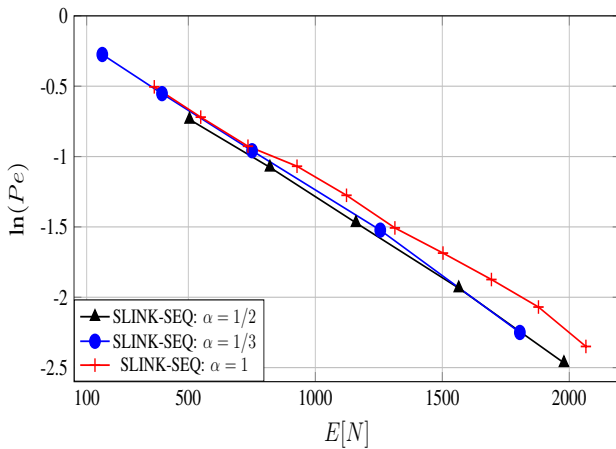
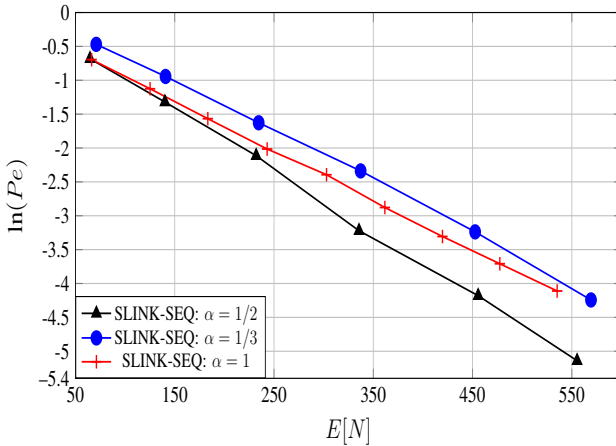


Fig. 9. SEQ vs FSS: Example 3

Fig. 12. Comparison of Thresholds (C/n^α): Example 3Fig. 10. Comparison of Thresholds (C/n^α): Example 1Fig. 11. Comparison of Thresholds (C/n^α): Example 2

VI. CONCLUSIONS

In this paper, we considered the problem of clustering i.i.d. data streams from *unknown* distributions. First, we showed that nonparametric clustering using the single linkage clustering (SLINK) algorithm with MMD or KSD distance measures is exponentially consistent as long as the underlying true distri-

bution clusters satisfy $d_I < d_H$, where d_I is the maximum distance between any two sub-clusters of a cluster that partition the cluster, and d_H is the minimum inter-cluster distance. This condition is less strict than the previously known result in [11] that required $d_L < d_H$, where d_L is the maximum intra-cluster distance. The possibility of such an improved result was stated as an open problem in [17]. We illustrated our result with three examples in the simulation results section. Then, we proposed a sequential nonparametric clustering algorithm SLINK-SEQ and showed that it is exponentially consistent. Furthermore, SLINK-SEQ outperforms SLINK FSS in terms of the expected number of samples required for the same probability of error. In SLINK-SEQ, we use a stopping rule that compares the minimum inter-cluster distance at each time with a threshold C/\sqrt{n} .

In our proof of exponential consistency, we found an upper bound on the rate of decay of $\ln P_e$ vs. $\mathbb{E}[N]$. This bound is not tight and the simulation results show a rate better than the bound. It would be interesting to derive lower bounds for the decay rate. For example, lower bounds are available for some parametric statistical hypothesis testing problems in a setting with sampling constraints in [18], [19]. Extending our nonparametric clustering work to the multi-armed bandit setting would be another interesting direction of work. Some recent results have been obtained in [20] for a parametric clustering problem where each cluster consists of only one distribution. Our results are mainly for hierarchical clustering algorithms like SLINK and CLINK. Obtaining similar results for other clustering algorithms would be an interesting direction of work.

APPENDIX A

CONCENTRATION OF MMD ESTIMATES

Lemma 8. *Let d_H be the minimum inter-cluster distance. Consider sequences x_1, x_2 from distributions belonging to two different clusters. Then, for some $d_0 < d_H$, $P(\text{MMD}(x_1, x_2) \leq d_0)$ can be bounded as follows:*

$$P(\text{MMD}(x_1, x_2) \leq d_0) \leq 2 \exp\left(\frac{-n(d_H - d_0)^2}{16\mathbb{G}}\right) \quad (17)$$

for $n > \frac{64\mathbb{G}}{(d_H - d_0)^2}$. Here \mathbb{G} is the upper bound on the kernel function, i.e., $0 \leq k(x, y) \leq \mathbb{G}$ for all x, y .

Proof:

$$\begin{aligned} P[\text{MMD}(\mathbf{x}_1, \mathbf{x}_2) \leq d_0] &= P[-\text{MMD}(\mathbf{x}_1, \mathbf{x}_2) \geq -d_0] \\ &= P[\text{MMD}(p, q) - \text{MMD}(\mathbf{x}_1, \mathbf{x}_2) \geq \text{MMD}(p, q) - d_0] \\ &\leq P[\text{MMD}(p, q) - \text{MMD}(\mathbf{x}_1, \mathbf{x}_2) \geq d_H - d_0] \\ &\leq P[|\text{MMD}(p, q) - \text{MMD}(\mathbf{x}_1, \mathbf{x}_2)| \geq d_H - d_0] \end{aligned}$$

Let $\epsilon = \frac{d_H - d_0}{2}$. For

$$n > \frac{64\mathbb{G}}{(d_H - d_0)^2},$$

we have

$$4\sqrt{\frac{\mathbb{G}}{n}} + \epsilon < d_H - d_0.$$

Therefore, we get

$$\begin{aligned} P[|\text{MMD}(p, q) - \text{MMD}(\mathbf{x}_1, \mathbf{x}_2)| \geq d_H - d_0] \\ &\leq P[|\text{MMD}(p, q) - \text{MMD}(\mathbf{x}_1, \mathbf{x}_2)| \geq 4\sqrt{\frac{\mathbb{G}}{n}} + \epsilon] \\ &\leq 2 \exp\left(\frac{-n\epsilon^2}{4\mathbb{G}}\right) = 2 \exp\left(\frac{-n(d_H - d_0)^2}{16\mathbb{G}}\right), \end{aligned} \quad (18)$$

where [9, Thm. 7] is used for the last inequality. \square

Lemma 9. Consider sequence \mathbf{x}_1 generated from pdf p_j and sequence \mathbf{x}_2 generated from pdf $p_{j'}$ with $\text{MMD}(p_j, p_{j'}) < d_I$. Then, for some $d_0 > d_I$, $P[\text{MMD}(\mathbf{x}_1, \mathbf{x}_2) > d_0]$ can be bounded as follows:

$$P(\text{MMD}(\mathbf{x}_1, \mathbf{x}_2) \geq d_0) \leq 2 \exp\left(\frac{-n(d_0 - d_I)^2}{16\mathbb{G}}\right) \quad (19)$$

for $n > \frac{64\mathbb{G}}{(d_0 - d_I)^2}$.

Proof:

$$\begin{aligned} P[\text{MMD}(\mathbf{x}_1, \mathbf{x}_2) > d_0] \\ &= P[\text{MMD}(\mathbf{x}_1, \mathbf{x}_2) - \text{MMD}(p_j, p_{j'}) > d_0 - \text{MMD}(p_j, p_{j'})] \\ &\leq P[\text{MMD}(\mathbf{x}_1, \mathbf{x}_2) - \text{MMD}(p_j, p_{j'}) > d_0 - d_I] \\ &\leq P[|\text{MMD}(\mathbf{x}_1, \mathbf{x}_2) - \text{MMD}(p_j, p_{j'})| > d_0 - d_I]. \end{aligned} \quad (20)$$

Let $\epsilon = \frac{d_0 - d_I}{2}$. For

$$n > \frac{64\mathbb{G}}{(d_0 - d_I)^2},$$

we have

$$4\sqrt{\frac{\mathbb{G}}{n}} + \epsilon < d_0 - d_I.$$

Therefore, we get

$$P[\text{MMD}(\mathbf{x}_1, \mathbf{x}_2) > d_0] \leq 2 \exp\left(\frac{-n(d_0 - d_I)^2}{16\mathbb{G}}\right), \quad (21)$$

using [9, Thm. 7].

REFERENCES

- [1] B. Singh, A. Ram, and S. Bhashyam, "Exponentially consistent non-parametric clustering of data streams with composite distributions," in *ICASSP 2024 - 2024 IEEE International Conference on Acoustics, Speech and Signal Processing (ICASSP)*, 2024, pp. 9401–9405.
- [2] A. Banerjee, S. Merugu, I. S. Dhillon, and J. Ghosh, "Clustering with bregman divergences," *Journal of Machine Learning Research*, vol. 6, no. 58, pp. 1705–1749, 2005. [Online]. Available: <http://jmlr.org/papers/v6/banerjee05b.html>
- [3] L. Kaufmann and P. Rousseeuw, "Clustering by means of medoids," *Data Analysis based on the L1-Norm and Related Methods*, pp. 405–416, 01 1987.
- [4] J. C. Gower and G. J. Ross, "Minimum spanning trees and single linkage cluster analysis," *Journal of the Royal Statistical Society: Series C (Applied Statistics)*, vol. 18, no. 1, pp. 54–64, 1969.
- [5] S. C. Johnson, "Hierarchical clustering schemes," *Psychometrika*, vol. 32, no. 3, pp. 241–254, 1967.
- [6] S. Shalev-Shwartz and S. Ben-David, *Understanding Machine Learning: From Theory to Algorithms*. Cambridge University Press, 2014.
- [7] W. Huang and A. Ribeiro, "Hierarchical clustering given confidence intervals of metric distances," *IEEE Transactions on Signal Processing*, vol. 66, no. 10, pp. 2600–2615, 2018.
- [8] T. Wang, Q. Li, D. J. Bucci, Y. Liang, B. Chen, and P. K. Varshney, "K-medoids clustering of data sequences with composite distributions," *IEEE Transactions on Signal Processing*, vol. 67, no. 8, pp. 2093–2106, 2019.
- [9] A. Gretton, K. M. Borgwardt, M. J. Rasch, B. Schölkopf, and A. Smola, "A kernel two-sample test," *Journal of Machine Learning Research*, vol. 13, no. 25, pp. 723–773, 2012. [Online]. Available: <http://jmlr.org/papers/v13/gretton12a.html>
- [10] B. K. Sriperumbudur, K. Fukumizu, A. Gretton, B. Schölkopf, and G. R. G. Lanckriet, "On the empirical estimation of integral probability metrics," *Electronic Journal of Statistics*, vol. 6, no. none, pp. 1550 – 1599, 2012. [Online]. Available: <https://doi.org/10.1214/12-EJS722>
- [11] T. Wang, Y. Liu, and B. Chen, "On exponential consistency of linkage-based hierarchical clustering algorithm using kolmogrov-smirnov distance," in *ICASSP 2020-2020 IEEE International Conference on Acoustics, Speech and Signal Processing (ICASSP)*. IEEE, 2020, pp. 3997–4001.
- [12] Y. Bu, S. Zou, and V. V. Veeravalli, "Linear-complexity exponentially-consistent tests for universal outlying sequence detection," *IEEE Transactions on Signal Processing*, vol. 67, no. 8, pp. 2115–2128, 2019.
- [13] Y. Li, S. Nitinawarat, and V. V. Veeravalli, "Universal sequential outlier hypothesis testing," *Sequential Analysis*, vol. 36, no. 3, pp. 309–344, 2017. [Online]. Available: <https://doi.org/10.1080/07474946.2017.1360086>
- [14] S. C. Sreenivasan and S. Bhashyam, "Sequential nonparametric detection of anomalous data streams," *IEEE Signal Processing Letters*, vol. 28, pp. 932–936, 2021.
- [15] —, "Nonparametric sequential clustering of data streams with composite distributions," *Signal Processing*, vol. 204, p. 108827, 2023.
- [16] S. Katariya, A. Tripathy, and R. Nowak, "Maxgap bandit: Adaptive algorithms for approximate ranking," in *Advances in Neural Information Processing Systems*, H. Wallach, H. Larochelle, A. Beygelzimer, F. d'Alché-Buc, E. Fox, and R. Garnett, Eds., vol. 32. Curran Associates, Inc., 2019.
- [17] T. Wang, "On sequence clustering and supervised dimensionality reduction," Ph.D. dissertation, Syracuse University, 2020.
- [18] A. Deshmukh, V. V. Veeravalli, and S. Bhashyam, "Sequential controlled sensing for composite multihypothesis testing," *Sequential Analysis*, vol. 40, no. 2, pp. 259–289, 2021. [Online]. Available: <https://doi.org/10.1080/07474946.2021.1912525>
- [19] G. R. Prabhu, S. Bhashyam, A. Gopalan, and R. Sundaresan, "Sequential multi-hypothesis testing in multi-armed bandit problems: An approach for asymptotic optimality," *IEEE Transactions on Information Theory*, vol. 68, no. 7, pp. 4790–4817, 2022.
- [20] J. Yang, Z. Zhong, and V. Y. F. Tan, "Optimal clustering with bandit feedback," *Journal of Machine Learning Research*, vol. 25, no. 186, pp. 1–54, 2024. [Online]. Available: <http://jmlr.org/papers/v25/22-1088.html>