

Generating entangled pairs of vortex photons via induced emission

D. V. Grosman,^{1,*} G. K. Sizykh,^{1,†} E. O. Lazarev,^{1,‡} G. V. Voloshin,^{2,§} and D. V. Karlovets^{1,¶}

¹*School of Physics and Engineering, ITMO University, 197101 St. Petersburg, Russia*

²*Peter the Great St. Petersburg Polytechnic University, 195251 St. Petersburg, Russia*

Pairs of entangled vortex photons can promise new prospects of application in quantum computing and cryptography. We investigate the possibility of generating such states via two-level atom emission stimulated by a single photon wave packet with a definite total angular momentum (TAM). The entangled pair produced in this process possesses well-defined mean TAM with the TAM variation being much smaller than \hbar . On top of that, the variation exponentially decreases with the increase in TAM of the incident photon. Our model allows one to track the time evolution of the state of the entangled pair. An experimentally feasible scenario is assumed, in which the incident photon interacts with a spatially confined atomic target. We conclude that induced emission can be used as a source of entangled vortex photons with applications in atomic physics experiments, quantum optics, and quantum information sciences.

I. INTRODUCTION

Advances in singular optics enable producing and manipulating wave packets of photons with orbital angular momentum (OAM) [1–3]. These vortex photons have found applications in many areas such as microscopy, nanoparticle manipulation, biomechanics and etc. [1, 3–5]. In addition, optical vortices are rapidly gaining popularity in quantum information sciences. The main advantage of quantum key distribution schemes based on the OAM degree of freedom is the ability to transmit more information and increase error tolerance [6]. To establish secure communication entanglement based protocols are commonly used [7, 8]. Therefore, generation of entangled pairs of vortex photons, which is typically achieved through nonlinear optical interactions in crystals [9–14], is of great importance for quantum information and quantum cryptography. In this paper we investigate an alternative approach to generating pairs of entangled vortex photons based on the induced emission.

A simple process giving rise to a pair of entangled photons involves an excited atom interacting with an incident single-photon electromagnetic field. The quantum nature of the process ensures that the emitted and incident photons share correlated properties such as polarization and angular momentum. A common way to describe the evolution of such a system is to either use the perturbation theory [15–20] or consider a highly-populated mode of the incident electromagnetic field [21, 22]. Among other approaches is a Weisskopf-Wigner like approximation, developed in [23], which is similar to the original calculations of Weisskopf and Wigner [24, 25].

The interaction of vortex light with a two-level atom was considered by several authors with a classical description of electromagnetic field [26–29] and in a fully

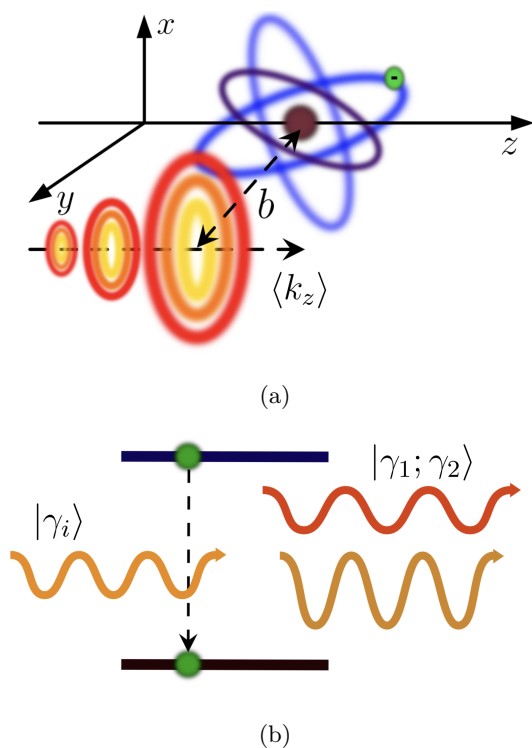


Fig. 1: Schematic of induced emission. (a) An incident photon wave packet $|\gamma_i\rangle$ with a mean longitudinal momentum $\langle k_z \rangle$ propagates along the z -axis at a distance b from the center of mass of the atom. (b) Interaction of the incident photon with an excited atom triggers emission of an entangled pair of photons $|\gamma_1; \gamma_2\rangle$.

quantum [30–37] picture. Namely, Picon and colleagues investigated the state of the electron after the atomic ionization by a laser pulse [26, 27]. In works [28, 29] the authors analyzed the influence of the laser beam shape on atomic transition rates. An interaction of a time-dependent Gaussian photon packet with a two-level system was considered in [35–37]. In [30–34] photoexcita-

* dmitriy.grosman@metalab.ifmo.ru

† georgii.sizykh@metalab.ifmo.ru

‡ egor.lazarev@metalab.ifmo.ru

§ gavriilvsh@gmail.com

¶ dmitry.karlovets@metalab.ifmo.ru

tion and photoionization cross sections by vortex photons were derived and in [38] the preselected state of the photoelectron was obtained. One of the features common for all these studies is the change of the selection rules. The OAM of photons, in addition to their polarization, permits higher multipole transitions in atoms.

In this work we study interaction of an excited two-level atom with an incident vortex photon resulting in an entangled two-photon state. The schematics of the processes is depicted in Fig. 1. Our study focuses on the transfer of TAM from the incident photon to the entangled pair. We analyze the dependence of the mean value $\langle \hat{J}_z \rangle$ and the standard deviation of TAM $\sqrt{\langle \hat{J}_z^2 \rangle - \langle \hat{J}_z \rangle^2}$ on experimental parameters such as the coherence length of the incident photon and the localization of the atomic target. To do so, we derive the state of the whole system, consisting of the atom and quantized electromagnetic field, at an arbitrary time. We solve the time-dependent Schrödinger equation with initial conditions corresponding to the atom in the excited state and a Bessel-Gaussian vortex photon. Our results indicate that entangled photons can be generated via induced emission providing a technique alternative to the commonly used spontaneous parametric down-conversion.

II. THEORETICAL FRAMEWORK

A. Interaction of the atom with the incident photon

The interaction of a two-level atom with quantized electromagnetic field is commonly described in the interaction picture [39]

$$i\partial_t |\psi(t)\rangle = \sum_{\nu,n} [g_{\nu,n}^* \hat{\sigma}_{+,n} \hat{a}_\nu e^{i\Delta_\nu t} + \text{h.c.}] |\psi(t)\rangle. \quad (1)$$

We assume the ground state $|g\rangle$ of the atom to be an s -orbital and for the excited state we take into account the magnetic sublevels $|e_n\rangle$, labeled by n . In Eq. (1) rotating wave approximation (RWA) is implied and $\nu = \{\mathbf{k}_\nu, \lambda_\nu\}$ is the multi-index containing photon momentum \mathbf{k}_ν and polarization λ_ν , $\hat{\sigma}_{+,n} = |e_n\rangle\langle g|$, \hat{a}_ν is the photon annihilation operator, $\Delta_\nu = \omega_\nu - \omega_a$ is the frequency detuning of the mode ν from the atomic resonance ω_a .

In quantum optics the dipole approximation is also often assumed when describing the interaction of light with matter. However, within the dipole approximation occurs only between the incident photon and the atom center of mass [40]. The quadrupole transition is the lowest-order electric multipole process that involves the internal motion of the electron in OAM transfer. Therefore, we consider the exact non-dipolar coupling between electromagnetic field and the atom,

$$g_{\nu,n} = -\frac{e}{m} \sqrt{\frac{2\pi}{V\omega_\nu}} \langle g | \mathbf{e}_{\mathbf{k},s} \cdot \hat{\mathbf{p}} e^{i\mathbf{k}\cdot\mathbf{r}} | e_n \rangle, \quad (2)$$

that accounts for *all the multipole processes*. Here V is the normalization volume. We emphasize, that Eq. (2) is suitable for describing transitions between any two atomic states, regardless of their OAM. In the dipole approximation, on the other hand, one can only describe transitions between states with OAM differing by no more than unity.

Since the interaction Hamiltonian (1) changes the number of quanta of light by one, the natural ansatz for the solution of the Schrödinger equation is

$$|\psi(t)\rangle = \sum_{\nu,n} C_{e,\nu,n}(t) |e_n\rangle |\nu\rangle + \sum_{\nu_1,\nu_2} C_{g,\nu_1,\nu_2}(t) |g\rangle |\nu_1;\nu_2\rangle. \quad (3)$$

The coefficient $C_{e,\nu,n}(t)$ is the probability amplitude of finding the atom in the excited state with the z -projection of OAM n and a photon in the state $|\nu\rangle$. In turn, $C_{g,\nu_1,\nu_2}(t)$ corresponds to the probability amplitude of finding the atom in the ground state and two photons $|\nu_1;\nu_2\rangle \equiv 1/\sqrt{2} [|\nu_1\rangle|\nu_2\rangle + |\nu_2\rangle|\nu_1\rangle]$. The Schrödinger equation and ansatz (3) lead to the following equation:

$$\dot{C}_{e,\nu,n}(t) = - \sum_{\nu',n'} \int_0^t d\tau [C_{e,\nu,n'}(\tau) g_{\nu',n'} e^{-i\Delta_{\nu'} t} + C_{e,\nu',n'}(t) g_{\nu,n'} e^{-i\Delta_\nu t}] g_{\nu',n}^* e^{i\Delta_{\nu'} t}. \quad (4)$$

The expression for $C_{g,\nu_1,\nu_2}(t)$ is uniquely determined by $C_{e,\nu,n}(t)$ (see Sec. I of the Supplemental Material [41]).

The unique solution to the Schrödinger equation is determined by a specific initial condition. Suppose the atom is confined in a magnetic trap, and the photon, prepared in the state $|\gamma_i\rangle$, propagates towards the trap. A pump field creates a population inversion in the atom and when the photon reaches it, the electron is in the excited state with OAM m_e . In such a scenario the state of the system at the time $t = 0$ is disentangled:

$$|\psi(0)\rangle = |e_{m_e}\rangle |\gamma_i\rangle. \quad (5)$$

This initial condition determines the influence of the incident photon characteristics on the state of the system and eventually on the state of the entangled pair of photons.

To solve Eq. (1) with initial condition (5), it is convenient to decompose the state of the incident photon into the plane-wave basis: $|\gamma_i\rangle = \sum_{\nu_0} \gamma(\nu_0) |\nu_0\rangle$. Then, the linearity of the Schrödinger equation enables us to represent the state of the system at arbitrary time as

$$|\psi(t)\rangle = \sum_{\nu_0} \gamma(\nu_0) |\psi^{\text{pw}}(t)\rangle, \\ |\psi^{\text{pw}}(t)\rangle = \sum_{\nu,n} C_{e,\nu,n}^{\text{pw}}(t) |e_n\rangle |\nu\rangle + \sum_{\nu_1,\nu_2} C_{g,\nu_1,\nu_2}^{\text{pw}}(t) |g\rangle |\nu_1;\nu_2\rangle. \quad (6)$$

Here, $|\psi^{\text{pw}}(t)\rangle$ is the state of the system for a plane wave incident photon and the probability amplitude $C_{e,\nu,n}^{\text{pw}}(t)$ is the solution to Eq. (4). At $t = 0$ the state of the system is $|\psi^{\text{pw}}(0)\rangle = |e_{m_e}\rangle|\nu_0\rangle$, which is equivalent to $C_{e,\nu,n}^{\text{pw}}(0) = \delta_{n,m_e}\delta_{\nu,\nu_0}$, $C_{g,\nu_1,\nu_2}^{\text{pw}}(0) = 0$, and the amplitude $C_{e,\nu,n}^{\text{pw}}(t)$ reads (see Sec. II of the Supplemental Material [41] for details)

$$C_{e,\nu,n}^{\text{pw}}(t) = \delta_{\nu,\nu_0}\delta_{n,m_e}e^{-\frac{\Gamma}{2}t} - g_{\nu,m_e}g_{\nu_0,n}^*e^{-\frac{\Gamma}{2}t} \times \int_0^t dt_2 \int_0^{t_2} e^{\frac{\Gamma}{2}t_2 + i\Delta_{\nu_0}t_2 - \frac{\Gamma}{2}t_1 - i\Delta_{\nu}t_1} dt_1. \quad (7)$$

Here, Γ is the spontaneous decay rate of the excited atom and is typically much smaller than the frequency of the atomic resonance, $\Gamma \ll \omega_a$. The ground state amplitude $C_{g,\nu_1,\nu_2}^{\text{pw}}(t)$ can be found directly from $C_{e,\nu,n}^{\text{pw}}(t)$ (see Sec. I of the Supplemental Material [41]).

B. Vortex incident photon

Now let us discuss an incident photon approaching the atom at an impact parameter $\mathbf{b} = \{b \cos \varphi_b, b \sin \varphi_b\}$ (see Fig. 1a). We describe it as a localized Bessel - Gaussian wave packet with the wave function in momentum space

$$\langle \nu_0 | \gamma_i \rangle = N \int e^{-(\kappa - \kappa_c)^2 / 2\sigma_\kappa^2} e^{-(k_z - k_c)^2 / 2\sigma_z^2} e^{i\kappa b \cos(\varphi_q - \varphi_b)} \langle \nu_0 | \kappa, k_z, m, \lambda \rangle \frac{\kappa d\kappa}{(2\pi)^2} \frac{dk_z}{(2\pi)}. \quad (8)$$

Here $\langle \nu_0 | \kappa, k_z, m, \lambda \rangle \propto \delta(k_{\nu_0,\perp} - \kappa)\delta(k_{\nu,z} - k_z)e^{im\varphi_q}\delta_{s_{\nu_0},\lambda}$ is the wave function of a Bessel photon [2]. A Bessel vortex photon $|\kappa, k_z, m_\gamma, \lambda\rangle$ possesses a definite value of TAM m_γ (that consists of OAM and polarization λ) and definite absolute values of transverse, κ , and longitudinal, k_z , momenta.

A reader may well ask why one would use using a more intricate Bessel-Gaussian wave packet instead of a plain and simple Bessel vortex photon? The limitation of the latter is that it is non-normalizable and, thus, leads to unphysical effects, such as population inversion at $t \gg \Gamma^{-1}$. Indeed, for a Bessel incident photon, Eq. (7) results in the excited state coefficient oscillating at large times with $\lim_{t \rightarrow \infty} \sum_\nu |C_{\nu,n}(t)|^2 \neq 0$. Therefore, we describe the incident photon as a localized Bessel-Gaussian wave packet with central transverse κ_c and longitudinal k_c momenta. For simplicity we assume equal uncertainties of momenta, $\sigma_\kappa = \sigma_z = \sigma$.

For a vortex incident photon approaching the atom at a fixed impact parameter \mathbf{b} , the probability amplitudes

can straightforwardly be obtained via Eqs. (7), (8):

$$C_{e,\nu,n}^{\text{v}}(t) = \sum_{\nu_0} \langle \nu_0 | \gamma_i \rangle C_{e,\nu,n}^{\text{pw}}(t), \quad (9)$$

$$C_{g,\nu_1,\nu_2}^{\text{v}}(t) = \sum_{\nu_0} \langle \nu_0 | \gamma_i \rangle C_{g,\nu_1,\nu_2}^{\text{pw}}(t),$$

where "v" stands for "vortex". In an experiment, however, the position of the atom cannot be controlled with arbitrary precision. Instead, the incident photon interacts with a localized atomic target described by some distribution function $n(\mathbf{b})$. For further analysis we assume Gaussian distribution of the atom in the trap

$$n(\mathbf{b}) = \frac{1}{\pi\sigma_b^2} \exp\left(-\frac{b^2}{\sigma_b^2}\right), \quad (10)$$

centered on the the z -axis with the width σ_b .

Modern atomic and ion traps constrain particles in a 100-nm region or even tighter [42, 43]. On the contrary, wave packets of visible spectrum photons are of $\sigma^{-1} \sim 100\text{-}\mu\text{m}$ sizes at least and, hence, much wider than the traps, $\sigma_b \ll \sigma^{-1}$. This condition allows us to evaluate the coefficients (9) analytically with high precision (for details see Sec. III of the Supplemental Material [41]).

For further estimates we consider a paraxial vortex photon, well-localized in momentum space around $\kappa = \kappa_c$, $k_z = k_c$, with optical frequencies $\omega_c = \sqrt{\kappa_c^2 + k_c^2} \sim 1\text{eV}$ and transverse $\kappa_c \approx (0.1 - 0.01)\omega_c$, and longitudinal $k_c \approx \omega_c$ momenta. The momentum uncertainty is taken to be ten to hundred times smaller than the mean transverse momentum, $\sigma \approx (0.1 - 0.01)\kappa_c$.

III. RESULTS

The characteristic duration of photon emission and generation of the entangled photon pair is of the order of Γ^{-1} . Let us now consider the state of the system $|\psi(t)\rangle$, described by Eq. (3), with probability amplitudes Eq. (9). At sufficiently large times, $t \gg \Gamma^{-1}$, it decouples into the atomic and the electromagnetic field parts:

$$|\psi(t)\rangle = |g\rangle|\gamma_f\rangle, \quad (11)$$

$$|\gamma_f\rangle = \sum_{\nu_1,\nu_2} C_{g,\nu_1,\nu_2}^{\text{v}}(t)|\nu_1;\nu_2\rangle.$$

The state $|\gamma_f\rangle$ carries all the information about the entangled pair of photons, including the mean value and the variance of TAM:

$$J_z = \int d^2b n(\mathbf{b}) \frac{\langle \gamma_f | \hat{J}_z | \gamma_f \rangle}{\langle \gamma_f | \gamma_f \rangle}, \quad (12)$$

$$(\delta J_z)^2 = \int d^2b n(\mathbf{b}) \left[\frac{\langle \gamma_f | \hat{J}_z^2 | \gamma_f \rangle}{\langle \gamma_f | \gamma_f \rangle} - \frac{\langle \gamma_f | \hat{J}_z | \gamma_f \rangle^2}{\langle \gamma_f | \gamma_f \rangle^2} \right].$$

Here $\hat{J}_z = \hat{J}_z^{(1)} + \hat{J}_z^{(2)}$ is the sum of the z - projection TAM operators acting on each photon. In Eq. (12), we account for the uncertainty in the position of the atom and average the expectation values with the atomic distribution function (10). The explicit expressions for the average TAM and the variance are

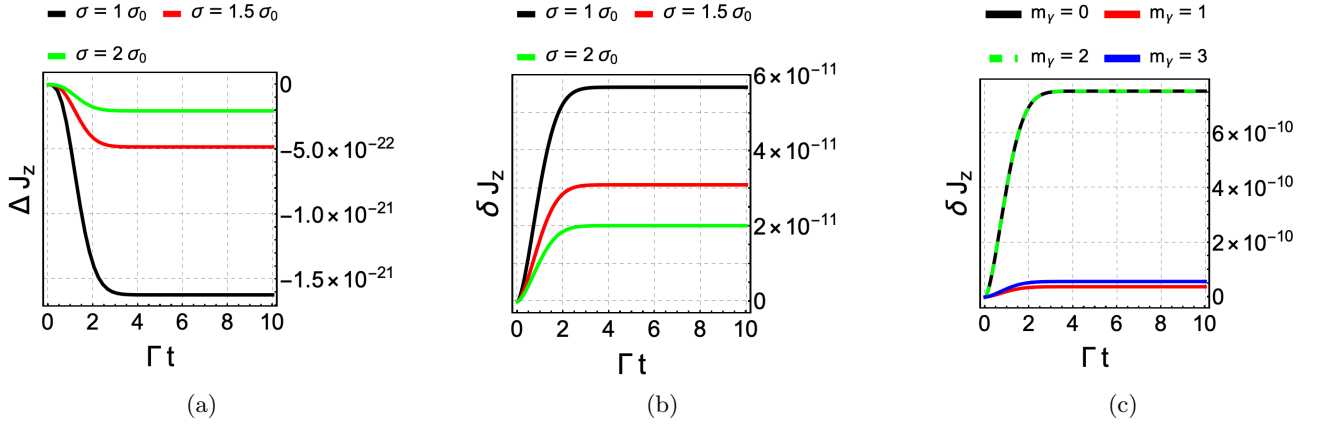


Fig. 2: Time dependence of the TAM mismatch ΔJ_z (a) and the TAM variation δJ_z (b) for different momentum dispersion of the incident photon: $\sigma = 1\sigma_0, 1.5\sigma_0, 2\sigma_0$ where $\sigma_0 = 0.1\kappa_c = 10^{-2}\omega_c = 2.1 * 10^{-2}$ eV (coherence length $\sigma_0^{-1} \approx 9.38 \mu\text{m}$), $m_\gamma = 3$, $m_e = 1$, $\lambda = 1$. (c): Time dependence of the TAM variation for different TAM of the incident photon $m_\gamma = 0, 1, 2, 3$ and $\sigma = \sigma_0, m_e = 1, \lambda = 1$. In (a),(b),(c) zero detuning of the incident photon frequency is assumed

$$\begin{aligned}
 J_z &= m_\gamma + m_e + \sum_n \frac{(n - m_\gamma)}{(|m_\gamma - n|)!} \left(\frac{\kappa_c \sigma_b}{2} \right)^{2|m_\gamma - n|} \mathcal{I}_{n,\lambda}(\Gamma, \omega_c, \kappa_c, \sigma, t), \\
 (\delta J_z)^2 &= \sum_n \frac{(n - m_\gamma)^2}{(|m_\gamma - n|)!} \left(\frac{\kappa_c \sigma_b}{2} \right)^{2|m_\gamma - n|} \mathcal{I}_{n,\lambda}(\Gamma, \omega_c, \kappa_c, \sigma, t),
 \end{aligned} \tag{13}$$

where $\mathcal{I}_{n,\lambda}(\Gamma, \omega_c, \kappa_c, \sigma, t)$ is a function of the spontaneous decay rate, the incident photon frequency, the transverse momentum, the momentum dispersion, the polarization, and time. A detailed derivation of the the average value and the variance for a fixed impact parameter \mathbf{b} is given in Sec. IV of the Supplemental Material [41], and the averaging the atomic distribution function is discussed in Sec. V of the Supplemental Material [41].

Notice that Eq. (13) indicates a mismatch, $\Delta J_z = J_z - (m_\gamma + m_e)$, between the mean TAM of the entangled pair of photons and the combined angular momentum of the incident photon and the excited atom — $m_\gamma + m_e$. This is because Hamiltonian (1) only accounts for the relative motion of the electron and the discrepancy in the average TAM is attributed to the angular momentum transferred to the center of mass motion [44]. Classically, this can be explained by a torque acting on the atom due to a non-zero arm \mathbf{b} . Moreover, a non-zero impact parameter breaks the azimuthal symmetry of the wave function of the system. Therefore, $|\gamma_f\rangle$ is not an eigenstate of \hat{J}_z and possesses a finite variation of TAM. At the same time, in the limit $\sigma_b \rightarrow 0$ corresponding to a central collision both the mismatch ΔJ_z and variation δJ_z vanish.

For definiteness, we further consider the $3p - 3s$ transition in Na with the resonance frequency $\omega_a = 2.1$ eV. The lifetime of the excited state, 16.4 ns, corresponds to the decay rate (spectral width) $\Gamma = 4 * 10^{-8}$ eV; coupling factor can be estimated from the oscillator strength [45]. We assume a zero detuning of the incident photon central frequency from the atomic resonance, $\Delta_c = \omega_a - \omega_c = 0$,

and take $\kappa_c = 0.1\omega_c$. The mean value mismatch and the variation of the angular momentum exhibit minimal dependence on the detuning, only decreasing slightly for off-resonant incident photons. The polarization of the incident photon $\lambda = 1$ is taken, and for the other polarization, the results are qualitatively the same. The choice of excited state is not crucial; assuming a higher-OAM excited level only alters the range of values for the magnetic quantum number n . To ensure validity of the two-level approximation, we select a transition typically corresponding to the smallest energy gap. Likewise, it is not necessary to assume an s -orbital ground state, although such a choice eases the calculations. The atom localization width is $\sigma_b = 100$ nm.

The time dependence of the ΔJ_z and δJ_z is shown in in Fig. 2. Despite the plots starting at $t = 0$, the dependencies possess the physical meaning of the mismatch and the variation of TAM only for $t \gg \Gamma^{-1}$ when the entangled pair is already created. In this region, ΔJ_z (Fig. 2a) and δJ_z (Fig. 2b) are practically constant. The black, red, and green lines correspond to different values of the incident photon momentum dispersion, $\sigma = \{1\sigma_0, 1.5\sigma_0, 2\sigma_0\}$, where $\sigma_0 = 0.1\kappa_c$. The mismatch ΔJ_z increases for a larger momentum dispersion, σ , although its value is negligibly small compared to the combined angular momentum of the initial system, $|\Delta J_z| \ll m_\gamma + m_e$. The variation δJ_z , on the other hand, decreases for a larger momentum dispersion and its characteristic value is of the order of $10^{-7} - 10^{-8}$ which is also small, $\delta J_z \ll m_\gamma + m_e$.

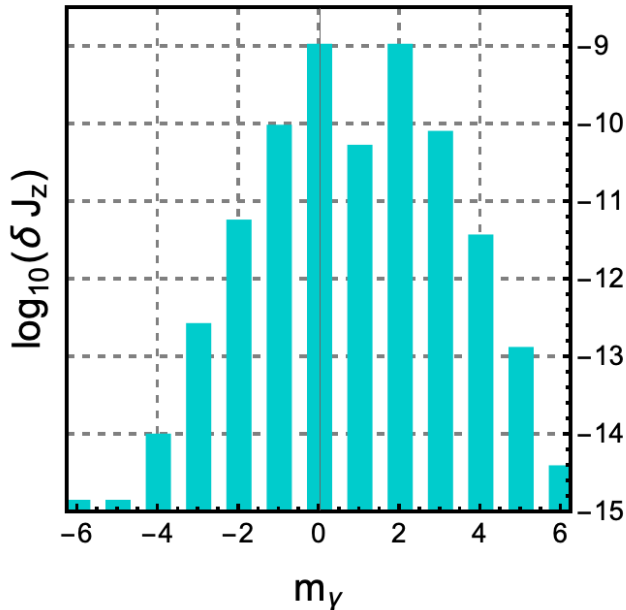


Fig. 3: Dependence of the TAM variation on the TAM of the incident photon m_γ with $\sigma = \sigma_0, m_e = 1, \lambda = 1, t = 10\Gamma^{-1}$.

In Fig. 2c we compare the TAM variation of the entangled photon pair for different TAM of the incident photon. The variation exhibits two maxima, for $m_\gamma = 0$ and $m_\gamma = 2$, which can be seen directly from Eq. (13). For the parameters used the quantity $\kappa_c\sigma_b/2 = 0.053 \ll 1$, and therefore the variation is maximum whenever $|m_\gamma - n| = 1$. As we assume p -orbital excited state, the magnetic index n runs over the values $\{-1, 0, 1\}$ and, hence, the condition above can only be met if $|m_\gamma| \leq 2$. Depending on the TAM of the incident photon the greatest contribution to the variation comes from different n :

n	-1	0	1
m_γ	-2	0	-1
	1	0	2

In addition, we note $\mathcal{I}_{n,\lambda}(\Gamma, \omega_c, \kappa_c, \sigma, t) \sim (d_{n,\lambda}^1(\theta_c))^2$ (see [30] and Sec. IV of the Supplemental Material [41]), where $\theta_c = \arctan(\kappa_c/\omega_c)$ is the central conical angle of the incident photon. A small value of $\theta_c \approx 0.09$ rad leads to $d_{n \neq \lambda, \lambda}^1(\theta_c) \ll d_{\lambda, \lambda}^1(\theta_c)$. As we consider $\lambda = 1$, we find that only $m_\gamma = 0 (n = 1)$ and $m_\gamma = 2 (n = 1)$ provide the greatest contribution to the TAM variation in accordance with (Fig. 2c). Alternatively, for the incident photon with $\lambda = -1$, one would observe maximum TAM variation for $m_\gamma = -2$ and $m_\gamma = 0$.

In Fig. 3 we demonstrate the TAM variation rapidly dropping for larger m_γ . Indeed, for $m_\gamma \gg 1$ the magnetic index in the exponent and prefactor in Eq. (13) can be

neglected and we find

$$\delta J_z \approx \left(\frac{\kappa_c\sigma_b}{2}\right)^{m_\gamma} \sqrt{\left(\frac{m_\gamma^2}{m_\gamma!}\right) \sum_n \mathcal{I}_{n,\lambda}(\Gamma, \omega_c, \kappa_c, \sigma, t)}. \quad (14)$$

In agreement with Fig. 2c $\ln(\delta J_z)$ exhibits maxima at $m_\gamma = \{0, 2\}$ and then decreases linearly with the increase in the incident photon TAM.

IV. DISCUSSION AND OUTLOOK

In this work, we have developed a theoretical framework for describing atomic emission induced by an arbitrary photon wave packet. We have applied this formalism to investigate the interaction between an incident vortex photon and a localized atomic target, with the main focus on the entangled pair of photons generated through this process. Particularly, we have analyzed the transfer of the angular momentum (AM) from the incident photon to the entangled pair. It has been shown that for an experimentally feasible scenario the AM variation of the entangled pair is much smaller than \hbar and sharply drops with the increase in AM of the incident photon. Our findings indicate that the induced emission process allows one to generate entangled pairs of photons with a definite value of AM.

We have proposed a way to generate entangled pairs of vortex photons as an alternative to the commonly used methods, such as spontaneous parametric down conversion. The technique based on the induced emission has the following advantage. The influence of the uncertainty in the position of the atom in a real experiment on the AM transfer can be mitigated by parameters of the incident light. For an atomic localization smaller than incident photon transverse coherence length, κ_c^{-1} , one can always find a value of AM of the incident photon such that the AM variation of the entangled pair is negligibly small. For atomic localization on the scale of hundreds of nanometers, an incident photon with $m_\gamma = 3\hbar$ and the transverse momentum $\kappa_c = 0.1$ eV leads to a $10^{-11}\hbar$ variation in AM of the pair, whereas for a $10\mu\text{m}$ -localization, $m_\gamma = 6\hbar$ provides roughly the same variation.

In this paper we have focused on the final biphoton state at infinite times. However, the approach we have applied allows one to analyze the time dynamics of the system and the observables. On top of that our results can be readily generalized to any arbitrary incident photon wave packet. Additionally, we note that, in principle, this scheme is applicable for generating entangled pairs of vortex γ -photons emitted by an excited nucleus induced by an incident vortex γ -photon.

We suggest three possible extensions of the current study. First, one can use more realistic atomic models including fine structure of atomic levels. Second, an analysis beyond the two-level approximation may enrich the diversity of generated photonic states. Third, from

an experimental perspective, it is instructive to account for a delay between the pump and the incident photon.

The possibility to generate entangled vortex photons is of great importance for quantum information and quantum cryptography. The orbital degree of freedom of light can be utilized to enhance the information transfer capacity compared to the traditional protocols relying on the polarization states of light. Quantum entanglement in its turn is key to ensure the security of information transfer. Moreover, it has been shown that the quantum key distribution schemes based on angular momentum of light are more resilient against eavesdropping attacks [46].

V. ACKNOWLEDGMENT

We are grateful to V. Zalipaev, T. Zaliutdinov, I. Pavlov and A. Chaikovskaia for many fruitful discussions and advice. The derivation of the excited and ground-

state coefficients in the emission induced by a plane wave in Sec. II A are supported by the Government of the Russian Federation through the ITMO Fellowship and Professorship Program. The extension of these calculations to an incident vortex photon in Sec. II B is supported by the Foundation for the Advancement of Theoretical Physics and Mathematics “BASIS”. The studies of time dynamics of angular momentum of the entangled pair in Sec. III are supported by the Ministry of Science and Higher Education of the Russian Federation (agreement No. 075-15-2021-1349). The research on dependence of the average and the variance of angular momentum of the photon pair in Sec. III is supported by the Russian Science Foundation (Project No. 23-62-10026; <https://rscf.ru/en/project/23-62-10026/>). G.V. Voloshin acknowledges the support of the Ministry of Science and Higher Education of the Russian Federation under the strategic academic leadership program “Priority 2030” (Agreement 075-15-2024-201 dated 06.02.2024).

-
- [1] Miles J. Padgett. Orbital angular momentum 25 years on [Invited]. *Opt. Express*, 25(10):11265–11274, May 2017.
- [2] B.A. Knyazev and V.G. Serbo. Beams of photons with nonzero orbital angular momentum projection: new results. *Phys. Usp.*, 61(5):449–479, February 2018.
- [3] S. Franke-Arnold, L. Allen, and M. Padgett. Advances in optical angular momentum. *Laser Photonics Rev.*, 2(4):299–313, August 2008.
- [4] L. Allen, M.J. Padgett, and M. Babiker. IV the orbital angular momentum of light. volume 39 of *Progress in Optics*, pages 291–372. Elsevier, 1999.
- [5] Miles Padgett. Light’s twist. In 2015 IEEE Photonics Conference (IPC), pages 04–08. IEEE.
- [6] Alicia Sit, Robert Fickler, Fatimah Alsaiani, Frédéric Bouchard, Hugo Larocque, Patrick Gregg, Lu Yan, Robert W Boyd, Siddharth Ramachandran, and Ebrahim Karimi. Quantum cryptography with structured photons through a vortex fiber. *Optics letters*, 43(17):4108–4111, 2018.
- [7] David Bacco, Daniele Cozzolino, Beatrice Da Lio, Yunhong Ding, Karsten Rottwitt, and Leif Katsuo Oxenløwe. Quantum communication with orbital angular momentum. In 2020 22nd International Conference on Transparent Optical Networks (ICTON), pages 1–4. IEEE, 2020.
- [8] Artur K. Ekert. Quantum cryptography based on bell’s theorem. *Phys. Rev. Lett.*, 67:661–663, Aug 1991.
- [9] Adetunmise C Dada, Jonathan Leach, Gerald S Buller, Miles J Padgett, and Erika Andersson. Experimental high-dimensional two-photon entanglement and violations of generalized bell inequalities. *Nature Physics*, 7(9):677–680, 2011.
- [10] Mario Krenn, Marcus Huber, Robert Fickler, Radek Lapkiewicz, Sven Ramelow, and Anton Zeilinger. Generation and confirmation of a (100× 100)-dimensional entangled quantum system. *Proceedings of the National Academy of Sciences*, 111(17):6243–6247, 2014.
- [11] Mehul Malik, Manuel Erhard, Marcus Huber, Mario Krenn, Robert Fickler, and Anton Zeilinger. Multiphoton entanglement in high dimensions. *Nature Photonics*, 10(4):248–252, 2016.
- [12] Manuel Erhard, Mehul Malik, Mario Krenn, and Anton Zeilinger. Experimental greenberger–horne–zeilinger entanglement beyond qubits. *Nature Photonics*, 12(12):759–764, 2018.
- [13] Haoqi Zhao, Yichi Zhang, Zihe Gao, Jieun Yim, Shuang Wu, Natalia M Litchinitser, Li Ge, and Liang Feng. Integrated preparation and manipulation of high-dimensional flying structured photons. *eLight*, 4(1):10, 2024.
- [14] Jianwei Wang, Jieshan Huang, Jun Mao, Xudong Li, Jingze Yuan, Yun Zheng, Chonghao Zhai, Tianxiang Dai, Zhaorong Fu, Jueming Bao, Yan Yang, Daoxin Dai, Yan Li, and Qihuang Gong. Integrated Optical Entangled Quantum Vortex Emitters, August 2024. [Online; accessed 22. Oct. 2024].
- [15] Marlan O. Scully and M. Suhail Zubairy. *Quantum Optics*. Cambridge University Press, Cambridge, England, UK, September 1997.
- [16] Leonard Mandel and Emil Wolf. *Optical Coherence and Quantum Optics*. Cambridge University Press, Cambridge, England, UK, September 1995.
- [17] C. S. Chang and P. Stehle. Quantum-Electrodynamical Theory of Atoms Interacting with High-Intensity Radiation Fields. *Phys. Rev. A*, 4(2):641–661, August 1971.
- [18] J. Dalibard and S. Reynaud. Correlation signals in resonance fluorescence : interpretation via photon scattering amplitudes. *J. Phys.*, 44(12):1337–1343, December 1983.
- [19] S. Yeh and P. Stehle. Multiphoton scattering processes. *J. Phys. B: At. Mol. Phys.*, 14(11):1741, June 1981.
- [20] Pavel V. Elyutin. Elementary processes of stimulated emission. *Quantum Electron.*, 42(3):192, March 2012.
- [21] C. R. Stroud. Quantum-Electrodynamic Treatment of Spontaneous Emission in the Presence of an Applied Field. *Phys. Rev. A*, 3(3):1044–1052, March 1971.

- [22] E. Smithers and H. S. Freedhoff. Resonant Stark effect for a sequence of fluorescent decays. *J. Phys. B: At. Mol. Phys.*, 8(18):2911, December 1975.
- [23] Saul M. Bergmann. Induced and Spontaneous Emission. *J. Math. Phys.*, 8(2):159–169, February 1967.
- [24] V. Weisskopf and E. Wigner. Berechnung der natürlichen Linienbreite auf Grund der Diracschen Lichttheorie. *Zeitschrift für Physik*, 63(1-2):54–73, 1930.
- [25] V. Weisskopf and E. Wigner. Über die natürliche Linienbreite in der Strahlung des harmonischen Oszillators. *Zeitschrift für Physik*, 65(1-2):18–29, 1930.
- [26] A. Picón, A. Benseny, J. Mompert, J. R. Vázquez de Aldana, L. Plaja, G. F. Calvo, and L. Roso. Transferring orbital and spin angular momenta of light to atoms. *New J. Phys.*, 12(8):083053, August 2010.
- [27] A. Picón, J. Mompert, J. R. Vázquez de Aldana, L. Plaja, G. F. Calvo, and L. Roso. Photoionization with orbital angular momentum beams. *Opt. Express*, 18(4):3660–3671, February 2010.
- [28] R. Jáuregui. Control of atomic transition rates via laser-light shaping. *Phys. Rev. A*, 91(4):043842, April 2015.
- [29] J. D. Rodrigues, L. G. Marcassa, and J. T. Mendonça. Excitation of high orbital angular momentum Rydberg states with Laguerre–Gauss beams. *J. Phys. B: At. Mol. Opt. Phys.*, 49(7):074007, March 2016.
- [30] H. M. Scholz-Marggraf, S. Fritzsche, V. G. Serbo, A. Afanasev, and A. Surzhykov. Absorption of twisted light by hydrogenlike atoms. *Phys. Rev. A*, 90(1):013425, July 2014.
- [31] Andrei Afanasev, Carl E. Carlson, and Asmita Mukherjee. Off-axis excitation of hydrogenlike atoms by twisted photons. *Phys. Rev. A*, 88(3):033841, September 2013.
- [32] Andrei Afanasev, Carl E. Carlson, and Asmita Mukherjee. ORBITAL ANGULAR MOMENTUM OF GAUGE FIELDS: EXCITATION OF AN ATOM BY TWISTED PHOTONS. *Int. J. Mod. Phys. Conf. Ser.*, 25:1460048, January 2014.
- [33] Andrei Afanasev, Carl E. Carlson, and Asmita Mukherjee. High-multipole excitations of hydrogen-like atoms by twisted photons near a phase singularity. *J. Opt.*, 18(7):074013, June 2016.
- [34] A. A. Peshkov, V. G. Serbo, S. Fritzsche, and A. Surzhykov. Absorption of twisted light by a mesoscopic atomic target. *Phys. Scr.*, 91(6):064001, May 2016.
- [35] Ben Q. Baragiola, Robert L. Cook, Agata M. Brańczyk, and Joshua Combes. N -photon wave packets interacting with an arbitrary quantum system. *Phys. Rev. A*, 86(1):013811, July 2012.
- [36] Yimin Wang, Jiří Minář, Lana Sheridan, and Valerio Scarani. Efficient excitation of a two-level atom by a single photon in a propagating mode. *Phys. Rev. A*, 83(6):063842, June 2011.
- [37] M. Stobińska, G. Alber, and G. Leuchs. Perfect excitation of a matter qubit by a single photon in free space. *Europhys. Lett.*, 86(1):14007, April 2009.
- [38] I. I. Pavlov, A. D. Chaikovskaia, and D. V. Karlovets. Generation of vortex electrons by atomic photoionization. *Phys. Rev. A*, 110(3):L031101, September 2024.
- [39] Wolfgang P. Schleich. *Quantum Optics in Phase Space*. February 2001.
- [40] M. Babiker, C. R. Bennett, D. L. Andrews, and L. C. Dávila Romero. Orbital angular momentum exchange in the interaction of twisted light with molecules. *Phys. Rev. Lett.*, 89:143601, Sep 2002.
- [41] Supplemental Material.
- [42] Carlo Bradac. Nanoscale Optical Trapping: A Review. *Adv. Opt. Mater.*, 6(12):1800005, June 2018.
- [43] Michael J. Morrissey, Kieran Deasy, Mary Frawley, Ravi Kumar, Eugen Prel, Laura Russell, Viet Giang Truong, and Síle Nic Chormaic. Spectroscopy, Manipulation and Trapping of Neutral Atoms, Molecules, and Other Particles Using Optical Nanofibers: A Review. *Sensors*, 13(8):10449–10481, August 2013.
- [44] Andrei Afanasev, Carl E Carlson, and Asmita Mukherjee. Recoil momentum effects in quantum processes induced by twisted photons. *Physical Review Research*, 3(2):023097, 2021.
- [45] Constantine E Theodosiou and Lorenzo J Curtis. Accurate calculations of 3p and 3d lifetimes in the na sequence. *Physical Review A*, 38(9):4435, 1988.
- [46] Mohammad Mirhosseini, Omar Magaña-Loaiza, Malcolm O’Sullivan, Brandon Rodenburg, Mehul Malik, Martin Lavery, Miles Padgett, Daniel Gauthier, and Robert Boyd. High-dimensional quantum cryptography with twisted light. *New Journal of Physics*, 17:033033, 03 2015.