

Exploring the Impact of Quizzes Interleaved with Write-Code Tasks in Elementary-Level Visual Programming

Ahana Ghosh
MPI-SWS
Saarbrücken, Germany
gahana@mpi-sws.org

Liina Malva
MPI-SWS
Saarbrücken, Germany
Tallinn University
Tallinn, Estonia
liina.malva@tlu.ee

Alkis Gotovos
MPI-SWS
Saarbrücken, Germany
agkotovo@mpi-sws.org

Danial Hooshyar
Tallinn University
Tallinn, Estonia
danial.hooshyar@tlu.ee

Adish Singla
MPI-SWS
Saarbrücken, Germany
adishs@mpi-sws.org

Abstract

We explore the role of quizzes in elementary visual programming domains popularly used for K-8 computing education. Prior work has studied various quiz types, such as fill-in-the-gap write-code questions. However, the overall impact of these quizzes is unclear: studies often show utility in the learning phase when enhanced with quizzes, though limited transfer of utility in the post-learning phase. In this paper, we aim to better understand the impact of different quiz types and whether quizzes focusing on diverse skills (e.g., code debugging and task design) would have higher utility. We design a study with *Hour of Code: Maze Challenge* by code.org as the base curriculum, interleaved with different quiz types. Specifically, we examine two learning groups: (i) HoC-ACE with diverse quizzes including solution tracing, code debugging, code equivalence, and task design; (ii) HoC-FILL with simple quizzes on solution finding. We conducted a large-scale study with 405 students in grades 6–7. Our results highlight that the curriculum enhanced with richer quizzes led to higher utility during the post-learning phase.

CCS Concepts

• **Social and professional topics** → **Computational thinking; Model curricula; K-12 education.**

Keywords

quizzes, block-based visual programming, K-8 students

ACM Reference Format:

Ahana Ghosh, Liina Malva, Alkis Gotovos, Danial Hooshyar, and Adish Singla. 2025. Exploring the Impact of Quizzes Interleaved with Write-Code Tasks in Elementary-Level Visual Programming. In *Proceedings of the 56th ACM Technical Symposium on Computer Science Education V. 1 (SIGCSE TS 2025)*, February 26–March 1, 2025, Pittsburgh, PA, USA. ACM, New York, NY, USA, 7 pages. <https://doi.org/10.1145/3641554.3701782>

SIGCSE TS 2025, February 26–March 1, 2025, Pittsburgh, PA, USA

© 2025 Copyright held by the owner/author(s).

This is the author's version of the work. It is posted here for your personal use. Not for redistribution. The definitive Version of Record was published in *Proceedings of the 56th ACM Technical Symposium on Computer Science Education V. 1 (SIGCSE TS 2025)*, February 26–March 1, 2025, Pittsburgh, PA, USA, <https://doi.org/10.1145/3641554.3701782>.

1 Introduction

Programming education at the K-8 levels has evolved to integrate inquiry-driven learning via quizzes alongside more traditional write-code tasks. Several popular platforms today such as the *Express Curriculum* [7] by code.org [5], *ScratchJr* [30], and text-based programming (e)books [3, 28] incorporate microtasks in the form of quizzes to enhance student engagement, motivation, and provide formative feedback. Given the increasing adoption of quizzes in programming curricula, there is a need to assess their utility, in particular, how diverse quiz types impact learning and post-learning phases.

Prior work explored quizzes in several forms such as solution finding questions [13], Parson's problems [16], and other microtasks such as code comprehension [8, 11]. Assessing the impact of these quizzes on learning is crucial to improve their design. However, studies have found the results to be mixed, often showing benefits during the learning phase but a limited transfer of learned skills during the post-learning (i.e., post-test) phase [14, 16, 26, 33].

In this work, we study the effect of different quiz types in introductory programming. We use a framework where write-code tasks taken from *Hour of Code: Maze Challenge* [6] by code.org [5] (referred to as HoC) are interleaved with different quiz types. Specifically, we compare the utility of two sets of quizzes: one aligned with the three higher-order skills, *analyzing*, *evaluating*, and *creating* of Bloom's revised taxonomy of learning [1]; the other set aligned with only the *analyzing* level of the taxonomy and representing solution-finding questions found in literature [11]. We evaluate their utility during the learning phase using HoC and during the post-learning phase on more advanced tasks (referred to as PostHoC).

To this end, we examine two learning groups: (i) the experimental group, HoC-ACE, where interleaved quizzes are based on solution tracing, code debugging/equivalence, and task design (Figure 1a); (ii) the control group, HoC-FILL, where interleaved quizzes are based on fill-in-the-gap solution-finding questions (Figure 1b). We conduct a large-scale study with students in grades 6–7 and center our analysis around the following research questions: (1) **RQ1**: Does the experimental group outperform the control group during the learning phase on HoC? (2) **RQ2**: Does the experimental group outperform the control group during the post-learning phase on PostHoC? (3) **RQ3**: How does the experimental group's performance compare to the control group considering students' prior experience?

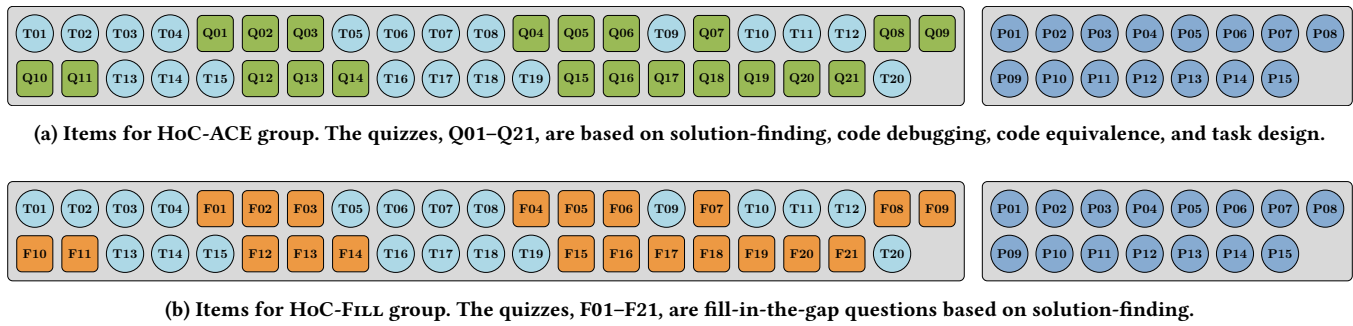


Figure 1: Sequence of items in the groups HoC-ACE and HoC-FILL during the learning and post-learning phases. The items in the left gray box are used during the learning phase. In this set, the light blue circles containing “T” represent write-code tasks taken from HoC and the green and orange squares represent quizzes. The items in the right gray box are used during the post-learning phase. In this set, the dark blue circles containing “P” represent write-code tasks taken from PostHoC.

2 Related Work

Types of quizzes. Existing work has explored different types of inquiry-driven quizzes used in classrooms for teaching programming [3, 10, 20, 27–30, 32]. These include quizzes based on solution tracing posed as fill-in-the-gap questions [13] and Parson’s problems to scaffold learners’ write-code tasks [16]. Recently, code.org [5] introduced the *Express Curriculum* [7] containing microtasks based on code comprehension. In more complex text-based programming, the Runestone platform and Rust programming textbook used interactive quizzes alongside write-code tasks [8, 11]. Complementary to existing work, our work is focused on studying the impact of diverse quiz types in K-8 programming.

Quizzes in the context of learning taxonomies. Various taxonomies have been proposed to categorize programming tasks based on problem-solving stages such as Loksa’s six-stage problem-solving framework [19], Hilton’s “Seven Steps” [15], and McCracken group’s five-step approach [21]. Programming quizzes can also be categorized and designed in the context of such stages [3, 18, 23, 28]. A broader classification of programming quizzes can be done via Bloom’s revised taxonomy of learning [1]. It presents a five-level skill pyramid, emphasizing higher-order cognitive skills of *analyzing*, *evaluating*, and *creating*. In this work, we adopt Bloom’s revised taxonomy to classify programming quizzes, as it comprehensively covers these diverse skill levels as explored in [12, 22, 25].

Learning effects of quizzes. The impact of quiz types on learning has shown mixed results. Generally, the effect of quizzes is evaluated in two stages: during the problem-solving process in the learning phase and through transfer effects in the post-learning phase. For instance, Parson’s problems were found to be effective during the learning phase, but the effects did not translate in the post-learning phase [16]. Fill-in-the-gap quizzes were also found to be effective during the learning phase but their effects in the post-learning phase were not measured [13]. In text-based programming, e.g., the Runestone platform and the Rust textbook [8, 11], quizzes had a positive effect in the post-learning phase, with interactive quizzes promoting retention of concepts in (slightly) new contexts [24]. In this work, we evaluate the utility of diverse quizzes both during the learning and post-learning phases in K-8 programming.

3 Tasks and Quizzes in Our Study

In this section, we describe the tasks and quizzes used in our study. First, we outline the popular programming curricula for K-8 learners, *Hour of Code: Maze Challenge* [6] by code.org [5], which forms the basis of our study design. Then, we describe the items for our learning groups, HoC-ACE and HoC-FILL. Finally, we present the PostHoC tasks used in the post-learning phase.

3.1 Items of HoC

In this work, we use the popular block-based visual programming curriculum, *Hour of Code: Maze Challenge*, as the basis for our study because of its simplicity in introducing programming concepts to novices. The tasks in this curriculum are write-code items where learners are provided with the following: a visual grid with an AVATAR, a GOAL, and WALLS; blocks of code; and a maximum limit on the number of blocks allowed. The objective is to write a solution code that when executed navigates the AVATAR to the GOAL, without crashing into any of the WALLS. We use all 20 curriculum tasks in our study and refer to them as items T01–T20 (collectively called HoC). The distribution of these items by programming concepts is shown in Figure 2. Items T01–T08 are easier while T09–T20 are more difficult based on the complexity of their solution codes. Figures 3a and 3b provide examples of items T16 and T20 with their solution codes.

3.2 Items in the Two Learning Groups

HoC-ACE. Our experimental group, HoC-ACE, uses HoC curriculum interleaved with diverse quizzes based on *analyzing*, *evaluating*, and *creating* skills from Bloom’s revised taxonomy [1, 2] during the learning phase. For the quizzes, we selected multi-choice questions from the Computational Thinking assessment, ACE, specifically designed for K-8 learners [12]. ACE includes a diverse set of 21 quiz items based on solution tracing, code debugging, code equivalence, and task design. All 21 items, referred to as Q01–Q21, are interleaved with the 20 write-code tasks T01–T20 as shown in Figure 1a.¹ Their categorization based on the programming concepts

¹Items T01–T20 are sequenced exactly as they occur in HoC which was in increasing complexity of their solution codes. The placement of interleaved quizzes was chosen to occur just after introducing programming concepts within the write-code tasks. The final sequence was decided based on feedback from K-8 teachers and a pilot study.

| Concept | Tasks in HoC | Tasks in PostHoC | Quizzes in HoC-ACE | | | Quizzes in HoC-FILL |
|--|-------------------------|--------------------------|--------------------|------------|----------|-------------------------|
| | | | Analyzing | Evaluating | Creating | Analyzing |
| Basic moves and turns | T01, T02, T03, T04, T05 | P01, P08 | Q01 | Q02 | Q03 | F01, F02, F03 |
| REPEAT{} REPEAT{};REPEAT{} REPEATUNTIL{} REPEATUNTIL{IF} | T06, T07, T09 T08 | P02 | Q04, Q05 | Q07 | Q06 | F04, F05, F06, F07 |
| REPEATUNTIL{} | T10, T11, T12, T13 | P03, P04, P09 | Q08 | Q09 | Q10, Q11 | F08, F09, F10, F11 |
| REPEATUNTIL{IF} | T14, T15, T16, T17 | P05, P10 | Q12 | Q13 | Q14 | F12, F13, F14 |
| REPEATUNTIL{IFELSE} | T18, T19 | P06 | Q15 | Q16, Q19 | Q20, Q21 | F15, F16, F19, F20, F21 |
| REPEATUNTIL{IFELSE{IFELSE}} | T20 | P07, P15 | | | | |
| REPEAT{};REPEAT{};REPEAT{} REPEAT{};REPEATUNTIL{} REPEAT{REPEAT} REPEAT{IF} | | P11 P12 P13 P14 | Q17 | Q18 | | F18 F17 |

Figure 2: Distribution of items used in our study based on programming concepts of their solution codes. The quizzes are also classified based on higher-order skills of Bloom’s revised taxonomy: *analyzing, evaluating, creating* [1]. See Section 3 for details.

T16. Write a solution code that navigates the AVATAR to the GOAL.

(a) Task T16 with its solution code

T20. Write a solution code that navigates the AVATAR to the GOAL.

(b) Task T20 with its solution code

Q13. You are given a code and a grid. You may have to fix some errors in the code such that it solves the grid. How can you fix the code?

Option A The code does not have any errors and it already solves the grid
 Option B Add `move forward` before Block-2
 Option C Change Block-4 to `if path to the left` and Block-5 to `turn left`
 Option D Remove Block-3

(c) Quiz Q13 from HoC-ACE (Solution: Option D)

Q21. You are given a code and an incomplete grid. You can add additional WALL cells to the grid by converting any of FREE cells into WALL cells. What is the smallest number of additional WALL cells you must add such that the grid is solved by the code?

Option A 1
 Option B 2
 Option C 7
 Option D 8

(d) Quiz Q21 from HoC-ACE (Solution: Option A)

F13. You are given a grid. Fill in the missing blank in the code such that it solves the task.

Option A `move forward`
 Option B `turn right`
 Option C `turn left`

(e) Quiz F13 from HoC-FILL (Solution: Option A)

F21. You are given a grid. Fill in the missing blank in the code such that it solves the task.

Option A `move forward`
 Option B `turn right`
 Option C `turn left`

(f) Quiz F21 from HoC-FILL (Solution: Option B)

Figure 3: (a) and (b) show examples of write-code tasks from HoC. (c) and (d) show quizzes based on code debugging and task design from HoC-ACE. (e) and (f) show corresponding quizzes based on solution-finding fill-in-the-gap questions from HoC-FILL.

and Bloom’s revised taxonomy of skills is presented in Figure 2. Figures 3c and 3d show two examples of quizzes in HoC-ACE.

HoC-FILL. Our control group, HoC-FILL, uses HoC curriculum interleaved with basic quizzes based on *analyzing* skill of Bloom’s revised taxonomy during the learning phase. Unlike HoC-ACE’s diverse quiz types, HoC-FILL only contains fill-in-the-gap solution-finding quizzes. These quizzes have 3 answer options typically corresponding to the three basic actions. To maintain consistency with HoC-ACE, we designed 21 quiz items for HoC-FILL (referred to as F01–F21) mirroring the task grids and solution codes of quizzes Q01–Q21. For example, the task grid and partial code in quiz F20 (Figure 3f), closely match quiz Q20 (Figure 3d). All 21 quizzes are interleaved with the 20 write-code tasks T01–T20 as shown in Figure 1b, occupying the same sequence positions as in HoC-ACE. Figures 3e and 3f show two examples of quizzes in HoC-FILL.

3.3 Items in PostHoC

To evaluate the transfer effects for the two learning groups, we design a set of tasks in the post-learning phase called PostHoC. These tasks are write-code tasks from the *Hour of Code: Maze Challenge* domain, and include a combination of familiar write-code tasks from HoC as well as new write-code tasks that require applying a mix of programming concepts not encountered in HoC. Specifically, we design 15 write-code items, referred to as P01–P15. Items P01–P07 are a subset of write-code tasks from HoC (specifically items T04, T07, T11, T13, T15, T18, T20), items P08–P15 are more challenging write-code tasks, and P10–P12 contain a combination of programming concepts unique to PostHoC. The distribution of all 15 items w.r.t. the programming concepts covered by their solution codes is shown in Figure 2.

4 Study Setup and Demographics

In this section, we outline our two-phase study setup, evaluation metrics, and demographics of the participating students.

4.1 Phases of the Study

We design the study in two phases to assess the utility of quizzes in introductory programming during learning and post-learning. In the first phase, participants would engage with the learning material comprising the write-code tasks interleaved with quizzes specific to the learning group. In the second phase, participants from both groups would solve advanced write-code tasks to evaluate their post-learning performance.

We obtained an Institutional Review Board (IRB) approval from the Ethics Committee of Tallinn University before conducting the study. As part of the IRB approval, it was agreed that random allocation of participants for the two curriculum groups would be done at a class level and not at a student level to ensure consistency within a classroom. The study was conducted in Estonia where we pooled a total of 17 different schools. Participation in the study was voluntary for teachers and students.

Data was collected between December 2023 and March 2024. During both phases, a participant received the same unique username to ensure anonymity. The first phase involved two 45-minute lessons over two weeks. Participants begin by completing a brief pre-survey on demographics and programming pre-knowledge;

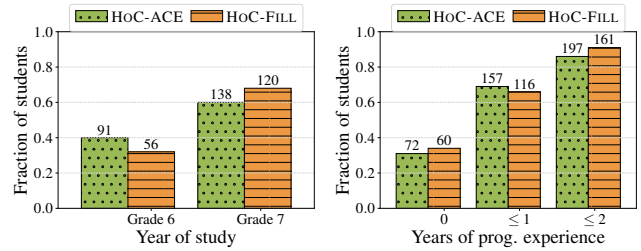


Figure 4: Distribution of students’ grade (year of study) on the left and their self-reported years of programming experience on the right based on the pre-survey data collected. The fraction of students is computed w.r.t. each learning group.

then they solved items in their assigned learning group on a dedicated web platform, with multiple attempts allowed per task and quiz. This phase had a maximum score of 20 points, measured on the write-code tasks from HoC (1 point per task), and is referred to as their learning phase performance. The second phase occurred in the third week and included a 45-minute session where participants first completed a brief post-survey assessing their learning experience; then they solved advanced write-code tasks of PostHoC. This phase had a maximum of 15 points, measured on PostHoC (1 point per task), and is referred to as their post-learning performance.

4.2 Participating Students and Experience

A total of 405 students (between the ages of 10–15) from 37 classes across 17 schools participated in the study with the following distribution w.r.t. grade and gender: 147 students from grade 6 and 258 students from grade 7; 170 female students and 235 male students. The distribution of classes was random across both learning groups, and their counts are as follows: 18 classes in HoC-FILL ($n = 176$ students), and 19 classes in HoC-ACE ($n = 229$ students).

We used pre-survey data to gather students’ programming experience and preknowledge for any discrepancies between the two learning groups. Only about 3% of students in each group were familiar with *Hour of Code: Maze Challenge*.

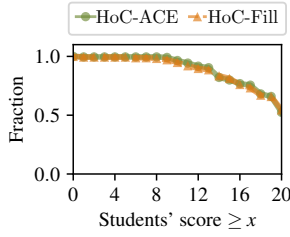
Figure 4 shows the distribution of students’ grade (year of study) and their reported number of years of prior programming experience. A χ^2 significance analysis [4] revealed no significant differences between the groups w.r.t. grade ($p > 0.12$) and w.r.t. prior programming experience ($p > 0.78$), indicating that the two groups were similar in terms of academic and programming experience.

4.3 Collected Data and Analysis Setup

After our data collection, we processed the following information for each phase of the study for analysis of our RQs:

- **Learning phase:** We analyzed the success, attempts, and time taken on HoC tasks (T01–T20) for both groups as well as on quizzes Q01–Q21 for HoC-ACE and F01–F21 for HoC-FILL.
- **Post-learning phase:** We analyzed the success, attempts, and time taken on PostHoC tasks (P01–P15) for both groups.

Our analysis for RQs in Section 5 is primarily focused on comparing the two learning groups in the post-learning phase on PostHoC.



(a) Score distribution

| | Performance | | Time (s) | | Performance per item category | | |
|----------|--------------|---------------|-----------|------------|-------------------------------|--------------|-----------------------------------|
| | T01–T20 | quizzes | T01–T20 | quizzes | T01–T08 | T09–T20 | T04, T07, T11, T13, T15, T18, T20 |
| HoC-ACE | 0.885 (0.01) | 0.931 (0.01)* | 126 (2.8) | 32 (1.0)** | 0.993 (0.00) | 0.813 (0.02) | 0.842 (0.01) |
| HoC-FILL | 0.879 (0.01) | 0.917 (0.01) | 124 (3.5) | 18 (0.4) | 0.987 (0.01) | 0.806 (0.02) | 0.832 (0.02) |

(b) Aggregated and item-wise performance

Figure 5: Performance in the learning phase. (a) shows the fraction of students who scored above a certain threshold on HoC (with maximum score 20). (b) shows the mean (std err) performance in aggregate and per item category scaled between 0 and 1. The “Time (s)” column shows the average seconds spent per item. ** indicates significance with $p < 0.01$ and * with $p < 0.05$.

To further evaluate the relative utility of these groups, we collected additional statistics on PostHoC from students who did not engage with any quizzes when solving the standard HoC tasks. For this purpose, we requested teachers across 14 classes (different from the 37 classes used in the above data collection) to report on students’ performance on PostHoC, after they have completed the standard HoC curriculum in one 45-minute lesson without quizzes. We present a relative comparison w.r.t. this baseline performance in Section 5.2.

5 Results and Discussion

In this section, we discuss the results of our study centered around the research questions (RQs) introduced in Section 1.

5.1 RQ1: Performance in Learning Phase

To address RQ1, we assess the performance of the groups in the learning phase on HoC and the quizzes. The distribution of scores on HoC for each learning group is shown in Figure 5a. In Figure 5b, we present the normalized aggregated performance (scaled between 0 and 1) of both groups on the learning phase items, write-code tasks (T01–T20), and quizzes. A χ^2 significance analysis [4] showed no significant difference in aggregate performance ($\chi^2 = 0.64, p = 0.42$) between HoC-FILL and HoC-ACE. χ^2 analysis w.r.t. each item category also showed no significant differences (all p -values > 0.14). We also analyzed the time spent by each learning group on the write-code tasks and quizzes using Welch’s t -test of significance [31]. While both groups spent similar time on write-code tasks, HoC-ACE group spent double the time on quizzes than the HoC-FILL group, and this difference was significant ($t = 11.9, p < 0.01$).

Our analysis highlights that both groups performed similarly in the learning phase suggesting that the type of quizzes did not significantly impact overall performance during this phase. Interestingly, based on the time analysis we can conclude that students spent significantly longer time solving the quizzes in HoC-ACE compared to the quizzes in HoC-FILL. Investigating this further, we looked at the average attempts on the quizzes by both groups and they were as follows: 1.88 for HoC-ACE and 1.32 for HoC-FILL. Furthermore, the success rate on the quizzes within the first attempt for the groups was as follows: 0.849 for HoC-ACE and 0.880 for HoC-FILL, indicating the relative difficulty of the quizzes. However, in subsequent attempts, the success rate increased to 0.931 for HoC-ACE and 0.917 for HoC-FILL.

Answer to RQ1: The experimental group and the control group perform similarly in the learning phase on HoC.

5.2 RQ2: Performance in Post-learning Phase

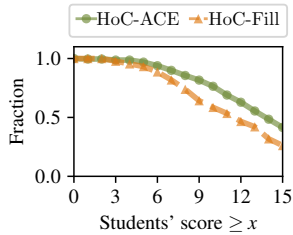
To address RQ2, we assess the performance of the groups in the post-learning phase on PostHoC. The distribution of scores on PostHoC for each learning group is shown in Figure 6a. In Figure 6b, we present the normalized aggregated performance (scaled between 0 and 1) of both groups on the post-learning phase items (P01–P15) from PostHoC. A χ^2 significance analysis [4] showed that HoC-ACE significantly outperformed HoC-FILL in aggregate performance ($\chi^2 = 75.1, p < 0.01$). χ^2 analysis w.r.t. each item category also showed that HoC-ACE significantly outperformed HoC-FILL (all p -values < 0.01). Our analysis highlights that the group with richer quiz types better transferred their problem-solving skills in the post-learning phase compared to the group with basic quizzes.

Next, as discussed in Section 4.3, we also compare the performance of learning groups to the baseline performance on PostHoC to further evaluate the relative utility of quizzes. Interestingly, the difference Δ in the aggregate performance of the groups (0.799 and 0.702) w.r.t. baseline performance (0.763) is as follows: $\Delta = +0.036$ for HoC-ACE and $\Delta = -0.061$ for HoC-FILL. In fact, on the challenging items P10–P12 unique to PostHoC, the difference in performance is larger: $\Delta = +0.081$ for HoC-ACE and $\Delta = -0.068$ for HoC-FILL. The finding that HoC-FILL performed worse than the baseline performance, suggests an overreliance on basic quizzes during learning, and requires further investigation into why basic quizzes might negatively impact long-term performance [9, 17].

Answer to RQ2: The experimental group significantly outperforms the control group in the post-learning phase on PostHoC.

5.3 RQ3: Impact of Prior Experience

To address RQ3, we investigate which learning group performs better when considering the students’ grades (year of study) and years of prior programming experience. Aggregated normalized performance on PostHoC, segmented by grade and years of programming experience, are illustrated in Figure 7. A χ^2 significance analysis [4] showed that HoC-ACE significantly outperformed HoC-FILL across both grades. Interestingly, the performance gap between the two groups is higher when considering the lower grade. Furthermore,



(a) Score distribution

| | Performance | Time(s) | Performance per item category | | |
|----------|----------------|-----------|-------------------------------|----------------|----------------|
| | P01–P15 | P01–P15 | P01–P07 | P08–P15 | P10–P12 |
| HoC-ACE | 0.799 (0.02)** | 122 (1.9) | 0.890 (0.01)** | 0.719 (0.02)** | 0.742 (0.02)** |
| HoC-FILL | 0.702 (0.02) | 119 (2.8) | 0.843 (0.01) | 0.579 (0.03) | 0.593 (0.03) |

(b) Aggregated and item-wise performance

Figure 6: Performance in the post-learning phase. (a) shows the fraction of students who scored above a certain threshold on PostHoC (with maximum score 15). (b) shows the mean (std err) performance in aggregate and per item category scaled between 0 and 1 for each group. The “Time (s)” column shows the average seconds spent per item. ** indicates significance with $p < 0.01$.

| | Performance on PostHoC | | | | | Participant Count | | | | |
|----------|------------------------|----------------|---------------------------|----------------|----------------|-------------------|---------|---------------------------|-----|-----|
| | Grade | | Years of prog. experience | | | Grade | | Years of prog. experience | | |
| | Grade 6 | Grade 7 | 0 | ≤ 1 | ≤ 2 | Grade 6 | Grade 7 | 0 | ≤ 1 | ≤ 2 |
| HoC-ACE | 0.808 (0.02)** | 0.793 (0.02)** | 0.810 (0.03)** | 0.808 (0.02)** | 0.805 (0.02)** | 91 | 138 | 72 | 157 | 197 |
| HoC-FILL | 0.650 (0.03) | 0.727 (0.02) | 0.716 (0.04) | 0.706 (0.02) | 0.692 (0.02) | 56 | 120 | 60 | 116 | 161 |

Figure 7: Performance on PostHoC w.r.t experience. Aggregated mean (std err) performance scaled between 0 and 1 on PostHoC based on students’ grade (year of study) and years of prior programming experience. ** indicates significance with $p < 0.01$.

when accounting for students’ prior programming experience, we find that HoC-ACE significantly outperformed HoC-FILL across all categories. Overall, our analysis highlights the utility of using richer quizzes compared to basic quizzes across learners with varying experiences.

Answer to RQ3: The experimental group outperforms the control group on PostHoC among all categories of students, with higher benefits for students in the lower grade.

5.4 Limitations

Next, we discuss a few limitations of our study. First, we did not use an explicit pre-test to measure pre-knowledge across the learning groups. We could not reuse intricate write-code tasks as a pre-test due to potential negative effects on motivation; moreover, we did not use other quizzes in the pre-test as that might interfere with evaluating our quiz-based curricula. In the future, one could reduce discrepancies in pre-knowledge across groups by scaling up the study and possibly doing randomization at the student level (instead of class level). Second, the sequence of items in both groups during learning was decided based on discussions with teachers and a pilot study. In the future, one could conduct rigorous studies to optimize the sequence. Finally, the 41 items for each group during the learning phase were spread across two 45-minute lessons over two weeks, complicating comparisons with the standard HoC curriculum of 20 items that are typically covered in one 45-minute lesson. In the future, it would be useful to design a quiz-based curriculum that can be covered in one lesson (e.g., by selecting fewer write-code tasks and quizzes), allowing for a more direct comparison with a baseline curriculum with only write-code tasks.

6 Concluding Discussions

We compared two learning groups incorporating different types of quizzes interleaved with write-code visual programming tasks for K-8 learners. This comparison was conducted within the widely used *Hour of Code: Maze Challenge* by code.org for elementary programming. The experimental group had richer quizzes, including code debugging and task design, while the control group had basic solution-finding quizzes. Our findings show that the experimental group significantly outperformed the control group in the post-learning phase, despite performing similarly in the learning phase.

There are many interesting directions for future work. First, additional think-aloud studies could be conducted to gain insights into engagement patterns with different quiz types. This could help explain the over-reliance on basic quizzes during the learning phase and its resulting negative transfer in the post-learning phase. Second, it would be interesting to extend the investigation of quiz-based exercises to more advanced programming contexts like Python. Finally, it would be useful to develop an adaptive scaffolding framework centered around these richer quizzes, where they are presented to learners as and when they seek assistance.

Acknowledgments

We would like to thank the teachers and students in Estonia for their participation in the study. Funded/Cofunded by the European Union (ERC, TOPS, 101039090). Views and opinions expressed are however those of the author(s) only and do not necessarily reflect those of the European Union or the European Research Council. Neither the European Union nor the granting authority can be held responsible for them.

References

- [1] Lorin W Anderson and David R Krathwohl. 2001. *A Taxonomy for Learning, Teaching, and Assessing: A Revision of Bloom's Taxonomy of Educational Objectives*. Addison Wesley Longman, Inc.
- [2] Benjamin S Bloom, Max D Engelhart, Edward J Furst, Walker H Hill, and David R Krathwohl. 1956. *Taxonomy of Educational Objectives: The Classification of Educational Goals. Handbook 1: Cognitive Domain*. Longman New York.
- [3] Matt Bower. 2008. A Taxonomy of Task Types in Computing. In *Proceedings of the Conference on Innovation and Technology in Computer Science Education (ITiCSE)*.
- [4] William G Cochran. 1952. The χ^2 Test of Goodness of Fit. *The Annals of Mathematical Statistics* (1952), 315–345.
- [5] Code.org. 2022. Code.org. <https://code.org/>.
- [6] Code.org. 2022. Hour of Code: Classic Maze Challenge. <https://studio.code.org/s/hourofcode>.
- [7] Code.org. 2024. Express Course (2024). <https://studio.code.org/s/express-2024>.
- [8] Will Crichton and Shriram Krishnamurthi. 2024. Profiling Programming Language Learning. In *Proceedings of the Conference on Object-Oriented Programming Systems, Languages, and Applications (OOPSLA)*.
- [9] Louis Deslauriers, Logan S McCarty, Kelly Miller, Kristina Callaghan, and Greg Kestin. 2019. Measuring Actual Learning Versus Feeling of Learning in Response to Being Actively Engaged in the Classroom. *Proceedings of National Academy of Sciences (PNAS)* 116 (2019), 19251–19257.
- [10] Alexandru Ene and Cosmin Stirbu. 2019. Automatic Generation of Quizzes for Java Programming Language. In *Proceedings of the European Conference on Artificial Intelligence (ECAI)*.
- [11] Barbara J. Ericson, Hisamitsu Maeda, and Paramveer S. Dhillon. 2022. Detecting Struggling Students from Interactive Ebook Data: A Case Study Using CSAwesome. In *Proceedings of the Technical Symposium on Computer Science Education (SIGCSE)*.
- [12] Ahana Ghosh, Liina Malva, and Adish Singla. 2024. Analyzing–Evaluating–Creating: Assessing Computational Thinking and Problem Solving in Visual Programming Domains. In *Proceedings of the Technical Symposium on Computer Science Education (SIGCSE)*.
- [13] Ahana Ghosh, Sebastian Tschitschek, Sam Devlin, and Adish Singla. 2022. Adaptive Scaffolding in Block-Based Programming via Synthesizing New Tasks as Pop Quizzes. In *Proceedings of the International Conference on Artificial Intelligence in Education (AIED)*.
- [14] Mohammed Hassan and Craig B. Zilles. 2021. Exploring ‘reverse-tracing’ Questions as a Means of Assessing the Tracing Skill on Computer-based CS 1 Exams. In *Proceedings of the Conference on International Computing Education Research (ICER)*.
- [15] Andrew D. Hilton, Genevieve M. Lipp, and Susan H. Rodger. 2019. Translation from Problem to Code in Seven Steps. In *Proceedings of the Conference on Global Computing Education (CompEd)*.
- [16] Xinying Hou, Barbara Jane Ericson, and Xu Wang. 2022. Using Adaptive Parsons Problems to Scaffold Write-Code Problems. In *Proceedings of the Conference on International Computing Education Research (ICER)*.
- [17] Jeffrey D Karpicke and Janell R Blunt. 2011. Retrieval Practice Produces More Learning than Elaborative Studying with Concept Mapping. *Science* 331 (2011), 772–775.
- [18] Lucas Layman, Laurie A. Williams, and Kelli M. Slaten. 2007. Note to Self: Make Assignments Meaningful. In *Proceedings of the Technical Symposium on Computer Science Education (SIGCSE)*.
- [19] Dastyni Loksa, Amy J. Ko, Will Jernigan, Alannah Oleson, Christopher J. Mendez, and Margaret M. Burnett. 2016. Programming, Problem Solving, and Self-Awareness: Effects of Explicit Guidance. In *Proceedings of the Conference on Human Factors in Computing Systems (CHI)*.
- [20] John Maloney, Mitchel Resnick, Natalie Rusk, Brian Silverman, and Evelyn Eastmond. 2010. The Scratch Programming Language and Environment. *Transactions on Computing Education (TOCE)* 10 (2010), 1–15.
- [21] Michael McCracken, Vicki L. Almstrum, Danny Diaz, Mark Guzdial, Dianne Hagan, Yifat Ben-David Kolikant, Cary Laxer, Lynda Thomas, Ian Utting, and Tadeusz Wilusz. 2001. A Multi-national, Multi-institutional Study of Assessment of Programming Skills of First-Year CS Students. In *Proceedings of the Technical Symposium on Computer Science Education (SIGCSE)*.
- [22] Victor-Alexandru Pădurean and Adish Singla. 2024. Benchmarking Generative Models on Computational Thinking Tests in Elementary Visual Programming. In *Proceedings of the Annual Conference on Neural Information Processing Systems (NeurIPS) Track on Datasets and Benchmarks*.
- [23] Yulia Pechorina, Keith Anderson, and Paul Denny. 2023. Metacodition: Scaffolding the Problem-Solving Process for Novice Programmers. In *Proceedings of the Australasian Computing Education Conference (ACE)*.
- [24] David N Perkins and Gavriel Salomon. 1992. Transfer of Learning. *International Encyclopedia of Education* (1992).
- [25] Ron Porter and Paul R. Calder. 2004. Patterns in Learning to Program - An Experiment?. In *Proceedings of the Australasian Computing Education Conference (ACE)*.
- [26] Thomas W. Price, Rui Zhi, and Tiffany Barnes. 2017. Evaluation of a Data-driven Feedback Algorithm for Open-ended Programming. In *Proceedings of the International Conference on Educational Data Mining (EDM)*.
- [27] Alexander Ruf, Marc Berges, and Peter Hubwieser. 2013. Types of Assignments for Novice Programmers. In *Proceedings of the Workshop in Primary and Secondary Computing Education (WiPSCE)*.
- [28] Alexander Ruf, Marc Berges, and Peter Hubwieser. 2015. Classification of Programming Tasks According to Required Skills and Knowledge Representation. In *Proceedings of the Conference on Informatics in Schools: Situation, Evolution, and Perspectives (ISSEP)*.
- [29] Reza Soltanpoor, Charles Thevathayan, and Daryl J. D'Souza. 2018. Adaptive Remediation for Novice Programmers through Personalized Prescriptive Quizzes. In *Proceedings of the Conference on Innovation and Technology in Computer Science Education (ITiCSE)*.
- [30] J Ángel Velázquez-Iturbide. 2022. Designing Exercises for Block-based Languages: The Case of ScratchJr. In *Proceedings of the Conference on Technological Ecosystems for Enhancing Multiculturality (TEEM)*.
- [31] Bernard L Welch. 1947. The Generalization of Students' Problem When Several Different Population Variances Are Involved. *Biometrika* (1947).
- [32] Lishan Zhang, Baoping Li, Qiujiu Zhang, and I-Han Hsiao. 2020. Does a Distributed Practice Strategy for Multiple Choice Questions Help Novices Learn Programming? *International Journal of Emergent Technology and Learning* (2020).
- [33] Rui Zhi, Thomas W. Price, Samiha Marwan, Alexandra Milliken, Tiffany Barnes, and Min Chi. 2019. Exploring the Impact of Worked Examples in a Novice Programming Environment. In *Proceedings of the Technical Symposium on Computer Science Education (SIGCSE)*.