

Past, Present, and Future of Sensor-based Human Activity Recognition using Wearables: A Surveying Tutorial on a Still Challenging Task

HARISH HARESAMUDRAM, School of Interactive Computing, College of Computing, Georgia Institute of Technology, USA

CHI IAN TANG, Nokia Bell Labs, UK

SUNGHO SUH, DFKI, Germany and RPTU Kaiserslautern-Landau, Germany

PAUL LUKOWICZ, DFKI, Germany and RPTU Kaiserslautern-Landau, Germany

THOMAS PLÖTZ, School of Interactive Computing, College of Computing, Georgia Institute of Technology, USA

In the many years since the inception of wearable sensor-based Human Activity Recognition (HAR), a wide variety of methods have been introduced and evaluated for their ability to recognize activities. Substantial gains have been made since the days of hand-crafting heuristics as features, yet, progress has seemingly stalled on many popular benchmarks, with performance falling short of what may be considered ‘sufficient’—despite the increase in computational power and scale of sensor data, as well as rising complexity in techniques being employed. The HAR community approaches a new paradigm shift, this time incorporating world knowledge from foundational models. In this paper, we take stock of sensor-based HAR – surveying it from its beginnings to the current state of the field, and charting its future. This is accompanied by a hands-on tutorial, through which we guide practitioners in developing HAR systems for real-world application scenarios. We provide a compendium for novices and experts alike, of methods that aim at finally solving the activity recognition problem.

CCS Concepts: • **Human-centered computing** → **Human computer interaction (HCI)**; **Ubiquitous and mobile computing**; • **Computing methodologies** → **Machine learning**.

Additional Key Words and Phrases: Human Activity Recognition, Sensor Data Analysis, Machine Learning Applications

1 INTRODUCTION

With a history of thirty years or so of very active research and development in human activity recognition (HAR), one would expect that the problem of automatically recognizing what a person is doing (and when) should be solved by now, i.e., that sensor-based HAR using wearables is now “good enough” to have become a commodity and widely accepted. In fact, many commercially available wearables such as smart watches include—variants of—HAR as a central service element and even selling point. It seems appealing to end users to automatically track the steps they have taken during a day, count the repetitions of a free weights workout, analyze their sleep, or even estimate the calories they have burnt. HAR based on the analysis of body-worn movement sensors serves as the algorithmic foundation for many of these tasks, albeit at times with questionable accuracy [46].

Yet, activity recognition goes beyond such “low hanging fruits” and the research community is now attempting more detailed activity assessments such as longitudinal health monitoring [160] including change detection, detailed sports tracking and coaching [100, 106, 124, 166, 212], or quality control and process tracking in manufacturing [13, 172, 178] to name but a few. When tackling such non-trivial activity recognition problems it quickly becomes clear that HAR is still far from being a commodity with recognition performance on challenging benchmark tasks such as the Opportunity challenge [21] stagnating now for more than a decade. Yet, not all

Authors’ addresses: Harish Haresamudram, School of Interactive Computing, College of Computing, Georgia Institute of Technology, 85 5th Street N.W., Atlanta, GA, 30332, USA, harishkashyap@gatech.edu; Chi Ian Tang, cit27@cl.cam.ac.uk, Nokia Bell Labs, Cambridge, UK; Sungcho Suh, sungcho.suh@dfki.de, DFKI, Trippstadter Str. 122, 67663, Kaiserslautern, Germany and RPTU Kaiserslautern-Landau, Kaiserslautern, Germany; Paul Lukowicz, paul.lukowicz@dfki.de, DFKI, Trippstadter Str. 122, 67663, Kaiserslautern, Germany and RPTU Kaiserslautern-Landau, Kaiserslautern, Germany; Thomas Plötz, thomas.ploetz@gatech.edu, School of Interactive Computing, College of Computing, Georgia Institute of Technology, 85 5th Street N.W., Atlanta, GA, 30332, USA.

is lost as recent breakthroughs in the broader field of Artificial Intelligence have been creatively adopted and adapted by the HAR research community, leading to tailored solutions that substantially push the state-of-the-art.

With that, it is time to take inventory of where the field stands and to summarize how to tackle HAR in practical applications. This is what this paper sets out to achieve: To provide a survey of the past, present, and future of sensor-based Human Activity Recognition using wearables – and to compile a tutorial for practitioners on how to approach HAR in practical, real-world applications. This paper is based on the collective experience and expertise of the authors who have been working in the field for decades, and on a series of tutorials that were held at the annual flagship conferences of the field. This tutorial is accompanied by a code-base and a set of experiments (along with instructions) that will allow the interested reader to not only follow along with the explanations given here but also to integrate state-of-the-art HAR techniques into their own practical applications.

Arguably, the most pressing issue for HAR research remains the lack of labeled sample data – which often leads to poor generalization capabilities of activity recognition systems overall. Much of contemporary research aims to overcome this roadblock through: *i)* representation learning; *ii)* multi- or cross-modality learning approaches including generative, augmentative, and simulation methods; or *iii)* foundational models that aim for incorporating world contextual knowledge into the specific HAR tasks – or combinations of these three categories. Accordingly, our focus is on representations and modeling techniques that exploit multiple modalities in effective ways.

The goal of this paper is two-fold: We survey the past and present of relevant HAR research in the field of wearable and ubiquitous computing. By doing so we contextualize our hands-on tutorial for practitioners who aim to develop practical HAR applications thereby tackling challenging scenarios that typically require more than mere "out of the box" deployment of existing methods.

1.1 Relation to Existing Surveys and Tutorials

Previous surveys and tutorials have reviewed different aspects of HAR thereby reflecting the increasing attention and efforts dedicated to the field. Our paper extends and complements these previous papers by focusing on recent developments and specifically targeting challenging, non-trivial real-world applications of HAR.

Lara & Labrador [107] provided an extensive review of early works in wearable-based HAR systems. Key design issues were discussed in the survey, including energy consumption, sensor placement, and flexibility. Bulling et al. [19] compiled a seminal tutorial paper that explicitly captures the classical, pre-Deep-Learning era of HAR with wearable sensors. It defined the five-stage Activity Recognition Chain (ARC) as the de-facto standard for the field for many years. While this tutorial remains highly relevant, its primary focus was on classical machine learning techniques, leaving current trends such as the rise of deep learning models, representation learning with unlabeled data, and more recently, learning from multi-modal data under-explored.

This is where our surveying tutorial comes into play by providing an up-to-date overview of the field and hands-on explanations for practitioners on how to tackle challenging, real-world HAR problems.

1.2 Scope and Organization

This tutorial targets human activity recognition through body-worn movement sensors and machine learning-based sensor data analysis that draws from classic signal processing as well as contemporary Artificial Intelligence. The main focus lies on how to represent activity data combined with questions related to effective modeling.

In Sec. 2 we provide a concise survey of the field's history from its origins with handcrafted features and classical ML-based classifiers, to contemporary end-to-end learning. We then focus on the most pressing issue of how rich, learned representations push the field (Sec. 3) specifically covering the successful adoption of self-supervised learning (SSL) methods and aspects of multi-modality. Sec. 4 focuses on generating / augmenting sample data using contemporary AI methods, and in Sec. 5 we discuss the prospects of foundational models for the field. We conclude with a discussion and provide links and instructions for the accompanying code-base.

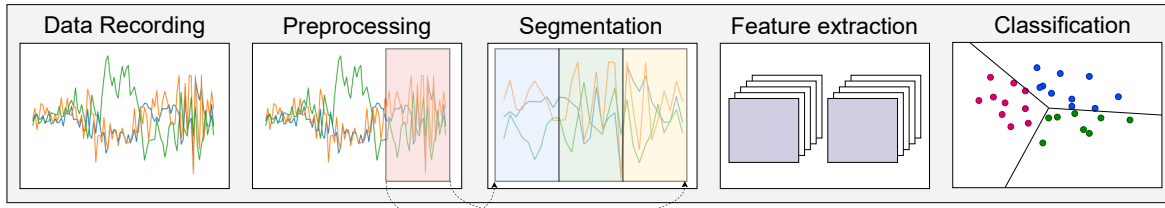


Fig. 1. The Activity Recognition Chain as summarized in [19].

2 HISTORY: FROM HAND CRAFTED FEATURES TO DNNS

Sensor-based human activity recognition (HAR) corresponds to the automatic classification of sensor data into activities of interest (or the null class). Traditionally it was performed in five steps (Fig. 1) through the Activity Recognition Chain (ARC) as summarized by Bulling *et al.* [19]: (i) *data collection*: where (body-worn) movement sensors such as inertial measurement units (IMU) are used to directly record activity data from wearers; (ii) *pre-processing*: which includes filtering, denoising, normalization, etc. preparing the data at a signal processing level for subsequent activity recognition; (iii) *segmentation*: where a sliding window approach is used to aggregate and cut out contiguous segments of sensor data from the stream of readings; (iv) *feature extraction*: where compact, meaningful representations—features—are extracted from aforementioned windows of (preprocessed) sensor data; and (v) *classification*: where features are classified into activities, typically employing machine learning methods.

2.1 Feature Engineering and the Activity Recognition Chain (ARC)

Traditionally, the ARC employed handcrafted, statistical [52, 147] and distribution-based features [68, 102], or techniques such as Principle Component Analysis (PCA) [146]. The goal was to effectively represent the movement present in windows of sensor data into vectors that are (hopefully) useful for recognizing activities. The process required substantial manual effort to discover and recognize through trial-and-error, which features are effective for HAR. In addition to this substantial manual effort, most of such handcrafted, typically heuristics-driven features did not generalize well across application domains. In response, researchers focused specifically on automatically deriving—learning—rich and especially generalizable feature representations and integrated these into the overall ARC [146].

Activity classification itself as part of the ARC was performed through “classical” machine learning approaches such as Support Vector Machines (SVM), logistic regression, k Nearest Neighbors (kNNs), or Random Forest (RF) classifiers – each processing feature vectors of individual sensor data windows.¹ Overall, feature extraction and classification in the ARC, and its many variants, are not directly coupled making it challenging to derive useful features in a systematic manner.

Statistical Features: These representations essentially resemble heuristics on capturing certain statistical aspects of the underlying sensor signals [72], including: (i) DC mean of the signal; (ii) its variance; (iii) the correlation (between channels); (iv) signal energy; and (v) frequency-domain entropy, to name but a few examples. The DC mean comprises the averaged sensor data in the window, whereas the variance characterizes the stability of the signal. Energy captures the periodicity of the signal and the frequency domain entropy helps discriminate between activities of similar energy. The correlation is computed between all pairwise combinations of axes and captures the correlation between different axes. While such measures capture general (statistical) features of

¹Such a sliding window based approach—while functional in general—comes with at least two problems: subsequent, often overlapping, windows of sensor readings are not *i.i.d.* and thus care needs to be taken during model training and evaluation [69], and using the same temporal context for both feature extraction and activity modeling limits applicability [80, 112]

movement signals well (enough), they have no actual connection to the actual classification domain in the sense that they are too generic for robust and targeted HAR.

Open-source libraries exist that facilitate for computing of hundreds of such heuristic features and thus lower the bar for practitioners entering the field (e.g., `tsfresh` [31]). The resulting—often very—high dimensional features can be effective at recognizing activities, yet explicit post-processing is needed for practical applicability to combat the high dimensionality issues of subsequent model training.

Distribution-based Features: As proposed by Hammerla *et al.* [68] and later refined by Kwon *et al.* [102], a meaningful alternative to heuristic, handcrafted features are representations that directly cover relevant aspects of the distributions underlying a window of sensor data as it is processed by the ARC. Specifically for a compact representation the inverse of the Empirical Cumulative Distribution Function (ECDF) is computed and its (subset of) quantiles are then used as features for HAR.

As shown by Haresamudram *et al.* [72], these features are not computationally intensive and can be computed on the fly on many wearable devices, even those with severe resource limitations. Furthermore, they have been used in HAR systems that recognize standard sets of activities (e.g., running, walking, sitting, standing, etc.) with reasonably high accuracy. Yet, the applicability of the ARC, including its refinements with regard to all of its five components and specifically with the optimizations of feature representations, remains limited to coarse-grained activity recognition. More detailed activity assessments, such as the Opportunity challenge that aims at recognizing complex, less repetitive household activities [21] remain challenging.

2.2 End-to-End Learning Based Approaches

With the availability of very large, labeled datasets on the internet and the virtual disappearance of computational constraints through the introduction of cloud and GPU computing in the early 2010s, many ML application domains shifted to modifying the way artificial neural networks as classification backends were configured, trained, and used [108], i.e., Deep Learning (DL) was introduced. Instead of shallow model architectures with typically one hidden layer and a moderate number of neurons—all owed to the substantial, former restrictions on available sample data as well as computational resources—new model architectures were introduced that contained dozens of hidden layers and very large numbers of neurons. It was shown that such models—if trained properly—outperform conventional ML models, including neural networks, by substantial margins [101].

This led to many communities quickly adopting Deep Learning, leading to significant performance gains – if sufficient amounts of labeled training data were available. The core transformation introduced with DL was a reduced emphasis on designing and handcrafting features but rather *learning* representations in an *end-to-end* manner as part of the overall modeling and training procedure. Whilst the HAR community does not have access to labeled datasets that are remotely comparable in size to those that are standard in, for example, the computer vision (CV) or the natural language processing (NLP) communities, the idea of learning representations gained attraction here, too. Deeper, yet not as deep as in CV or NLP, model architectures such as the DeepConvLSTM [137] were introduced specifically eliminating the explicit feature design phase but rather utilizing proven feature learners such as convolutional blocks into the model architectures, complemented by explicit sequential modeling parts in form of LSTM blocks [83] or later ensembles thereof [65]. Mainly focusing on the implicit representation learning aspect the model architectures had to remain less complex though (compared to CV and NLP models) due to the lack of large enough labeled training sets.

Yet, DL-based end-to-end training rose to prominence for wearables-based HAR. For example, Zeng *et al.* [208] presented a convolutional network for recognizing activities. Various types of layers, including fully connected, convolutional, and recurrent networks were studied by Hammerla *et al.* [67]. A combination of convolutional and recurrent layers was proposed in DeepConvLSTM [137], which, even today, remains a strong baseline and is commonly utilized in contemporary HAR works [77, 181]. Bock *et al.* [16], however, found that using a shallower

LSTM in the DeepConvLSTM setup is better for many HAR datasets. More convolutional architectures have since been evaluated, typically involving deeper networks and residual connections [103, 161, 204].

Going beyond, attention models were explored, with the ability to automatically ‘attend to’ relevant parts of input data, typically using the output of recurrent networks. Temporal attention was applied by Murahari *et al.* [130] whereas continuous sensor and temporal attention were evaluated by Zeng *et al.* [207], both leading to increased performance. In contrast, TinyHAR [215] also utilizes attention modules, but focuses on being lightweight for deployments. More recently, the self-attention mechanism introduced in the Transformer paper [185] has also been successfully applied for sensor-based HAR [20, 55, 56, 122]. Typically, the number and size of Transformer layers is fewer than other domains, e.g., computer vision, which tend to be data-rich. Interestingly, multi-layer perceptron (MLP) only modeling of human activities has seen renewed interest in recent months, through approaches such as MLP-HAR [213] and MLP-Mixer [135].

A defining feature of deep learning-based HAR is the promise of integrated feature learning, i.e., *the features learned are specifically optimized for the task (HAR)*. The Feature Extraction and Classification steps in the canonical ARC (Figure 1) are combined into a single step. This leads to HAR performance improvements over the aforementioned statistical and ECDF features. However, end-to-end training with deep learning-based methods requires substantial quantities of *annotated data* for effective recognition, especially to utilize deeper networks.

2.3 Limits of Traditional Approaches including End-to-End Learning

Despite the substantial progress being made in (parts of) the modeling process, HAR is still a hard problem as evidenced by stagnating progress with regards to activity recognition accuracy in challenging scenarios. Reasons for this plateau in progress can be summarized and categorized as follows.

Information coding. Recent, initial progress in CV was driven by deep CNNs which specifically exploit the way information is encoded in images: as a hierarchy of local geometric structures which not only represent signal level features but are also tightly connected to the semantics of different image components. By contrast, while multimodal sensor data can be represented as pseudo images with local structures, these structures are artifacts of the specific method used to create them from the sensor data. In general, they have little correspondence to the semantics of the data and the way information is encoded in the signal. As a consequence the impact of the deep CNN revolution on sensor based HAR has been limited. In particular the systems tend to be bad at generalising across data sets and users as even very similar sensor setups produce different fake image representations.

Lack of labeled training data. A key factor in the rapid improvement of CV methods has been the availability of nearly unlimited training data on various online platforms. While not all of this data is labeled, labeling images is relatively straight forward and can be easily crowd sourced on a very large scale. As a consequence, data sets with millions of instances and thousands of classes are widely available. By contrast, while today huge amounts of multimodal sensor data are being produced by mobile, wearable and ubiquitous devices only a small fraction is openly available online. Furthermore, labeling sensor data is much more difficult than labeling images [144]. Anyone can distinguish a picture of a cat from a dog. Distinguishing on IMU signal for say squats and walking on the other hand can be difficult even for experts and is next to impossible for non experts. This means that crowd sourcing which has been so successful in CV is not an option for sensor data.

As a consequence sensor based HAR labeled data sets have orders of magnitude fewer classes (typically $\ll 100$) and instances (typically low double digits number of hours of data from just a few users). While much larger data sets with months of data from thousands of users have recently emerged, they are largely unlabeled.

Signal ambivalence. Human models of the world are largely derived from visual perception. As a consequence in most cases visual information is needed to interpret situations, including activities in a way corresponding to human perception. Most sensors do not contain the same information

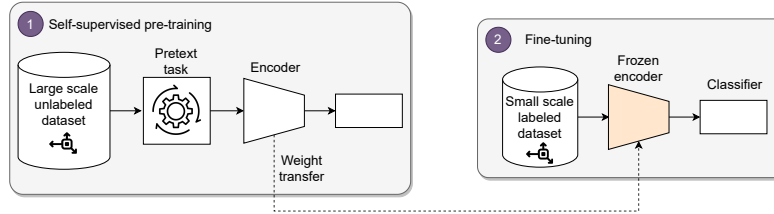


Fig. 2. An overview of the self-supervised learning pipeline. Reproduced with permission from [77].

3 THE IMPORTANCE OF REPRESENTATIONS

Even with the shift of the HAR community to end-to-end learning methods as outlined in the previous section, the field has still to witness those dramatic breakthroughs that other domains (CV, NLP, etc.) have seen. Yet, the introduction of such DL methods that integrate feature learning components has underlined a central conclusion very strongly: *Representations of sensor data play a key role in the success (or lack of it) of HAR approaches.*

Initially, representations were learned mainly to overcome issues with heuristics that led to non-generalizable features [146]. Then the main focus shifted more towards compression as evidenced by the broader uptake of (variants of) auto-encoders (e.g., [72]). However, recently developed methods now focus on learning actual latent spaces that exhibit very promising capabilities with regard to the generalizability of the *learned* representations – with many new applications downstream [77].

In the following main part of this tutorial, we will now survey contemporary techniques that specifically address the representation of movement sensor data that are the basis for HAR using wearables.

3.1 Self-Supervised Representation Learning

For wearables applications, data collection is often performed through lab-based studies, especially if annotation needs to be performed. Participants are recruited to perform a handful of orchestrated activities (locomotion-style, e.g., walking, sitting, etc.) with on-body wearable sensor(s). Video is recorded synchronously [145] and used to annotate the streams of sensor data into activities [33, 155]. This process is time consuming, expensive, and subject to privacy issues [104]. Due to these factors, publicly available wearable sensor datasets are typically limited in size and variability, often containing only 10-20 participants and a handful of activities, recorded over a few hours [104]. This hinders the development of complex and truly deep neural networks.

However, simply collecting large quantities of *unlabeled* wearable sensor data is straightforward. Smartwatches can be shipped out to thousands of participants for a few days to perform data collection, resulting in truly in-the-wild data, albeit without much control over data quality and without knowledge about the activities being performed. This protocol was, for example, utilized in the UK Biobank study, which recorded accelerometer data from approx. 90k participants, resulting in around 20TB of sensor data [44, 188]. As a result of this *more diverse* data collection, the participant pool is not limited geographically to people that are close to laboratories where collection is performed. Furthermore, wearable devices and sensors evolve over time – their underlying architecture and designs change, they become more compact, consume less power, and become more powerful. Accordingly, the sensor data distributions change over time, and it becomes prohibitively expensive to initiate data annotation efforts for each new sensor, as previous models can fail due to distribution shifts. Overall, learning from unlabeled data can be more advantageous for wearables, as it is possible to not only learn from larger scale data but also from more diverse data, without requiring any annotation [57].

The wearables community has therefore moved on from studying deeper supervised neural networks, towards opportunistically leveraging available and more easily collected unlabeled data for activity recognition. This

paradigm is called *Self-Supervised Learning*, where (large-scale) unlabeled data are first utilized to learn useful, generic representations (i.e., neural network weights). Subsequently, the learned weights are optimized to the actual downstream task (e.g., recognizing daily activities), using much smaller-scale annotated data. Therefore, once pre-training is complete, the learned weights can be repeatedly fine-tuned/used to extract features for numerous downstream applications.

This training paradigm is described as ‘pretrain-then-finetune’ [77], and comprises two steps (as shown in Fig. 2): (i) pre-training – where the network is trained to solve a different but (hopefully) useful *pretext* task using only unlabeled data. This task requires some *semantic understanding of the data/domain to solve*, thereby resulting in useful representations; and (ii) fine-tuning/classification – where the pre-trained weights are either used directly for feature extraction for HAR, or they are further fine-tuned to recognize the activities under study.

The design of suitable pretext tasks is vital for learning useful representations. The task cannot be too easy, lest the network learns nothing useful by solving it; similarly, the task cannot be excessively difficult to solve, making it too challenging to learn useful representations [76]. For example, Contrastive Predictive Coding (CPC) [76, 136] utilizes a contrastive future prediction task, and it was found that predicting one or two timesteps in the future is (too) easy and results in poor performance, whereas predicting multiple timesteps into the future is much more complex, and leads to very effective representations. A number of such tasks have been developed, typically withholding parts of the input from the network, and training the network to predict the missing data [57]. For example, masked autoencoders [79, 87] set portions of the data to zero and the task is to reconstruct the missing portion, based on available context. In what follows, we detail and discuss three early self-supervised methods in the community, which laid a foundation for applying self-supervision to wearables applications.

3.1.1 Autoencoders. These models represent one of the earliest unsupervised methods employed for sensor-based HAR. Here the pretext task involves reconstructing windows of sensor data, after passing through a series of network layers with varying sizes. Typically, there are two major components in the architecture – (i) the Encoder; and (ii) the Decoder.

The encoder is used to encode the input sensor data into embeddings by passing input data through a cascade of layers with ever reducing size—forming an information “bottle neck”—down to a lower-dimensional, compact internal representation. The decoder, which is usually a mirror image of the encoder, then reconstructs the input data from the internal embeddings through step-wise dimensionality increase up to the original dimension. A variety of layers have been used in autoencoders, including fully connected [72], convolutional (1D and 2D), and recurrent [1, 72] layers. Reconstructing the input after passing through smaller layers creates aforementioned information bottleneck, forcing the network to learn salient features [60]. Given a window of sensor data W , an encoder g and a decoder d , the loss function is defined as:

$$L(W; g, h) = ||W - d(g(W))||_{Fro}^2$$

3.1.2 Multi-Task Self-Supervised Learning. This is the first self-supervised approach introduced for wearables-based HAR. It relies on a set of eight data transformations / augmentations introduced by Um *et al.* [184] for increasing sensor data diversity, including adding random Gaussian noise, scaling, rotations, negation, flipping channels, permuting sub-segments of windows, time-warping and channel shuffling. For windows of sensor data, Saeed *et al.* [158] applied each transformation with a probability of 50%, and passed the probabilistically transformed windows through a common convolutional encoder. Subsequently, MLPs are applied separately to each branch, and used for classifying whether each branch has had the transformation applied or not. The final loss is the sum of the losses from each branch, and used for updating model weights. The intuition behind this pretext task is that it captures core signal characteristics and sensor behavior under different rotations and placements, and levels of noise [158]. This results in strong performance, relative to newer methods, as shown by Haresamudram *et al.* [77]. Tang *et al.* [175] expanded this self-supervised objective with self-training,

assuming semi-supervised learning scenarios when there is a large amount of unlabeled data with limited labeled ones at training time. The use of a teacher-student knowledge distillation setup and confidence score filtering enables an efficient semi-supervised learning framework in which only high-quality unlabeled data are used for training, and improved performance was shown compared to single-dataset training scenarios with the use of publicly-available datasets. However, the authors noted that bias in the teacher model can impact performance in extremely low data-availability scenarios.

3.1.3 Masked Reconstruction. An extension of the autoencoder setup involves masking portions of the input data, and training the network to reconstruct only the missing portion from available context, e.g., context encoders [139] and BERT [39]. For wearables, masked reconstruction [73] utilizes transformer encoder [185] layers and masks out 10% of the sensor data of an analysis windows at random timesteps. As such, a window of data W is perturbed using a binary mask M , and then passed through the transformer encoder layers g . A set of fully connected layers h is used to match the dimension to the input, and the mean squared error (MSE) loss is computed only on the masked portion of the sensor windows. The loss is defined as:

$$L(W, M; g, h) = \|(1 - M) \odot [W - h(g(M \odot W))]\|_{Fro}^2$$

where \odot denotes element wise multiplication.

The masking creates a mismatch between training and testing conditions (where there is no perturbation). For each of the chosen timesteps, processing is as follows: (i) with a probability of 80%, the data are set to zero (i.e., the masking is performed); (ii) the data are left unchanged with probability of 10%; and (iii) the data are replaced with a random timestep from within the frame with probability of 10%. This strategy is useful for reducing the impact of differing training and testing conditions. Overall, the masked reconstruction setup can be interpreted as a denoising autoencoder, where the input data are intentionally noised first, and the network is trained to reconstruct clean data instead. The number of timesteps of sensor windows to be masked is a hyperparameter, where tuning leads to improved performance [77]. In addition, masking across both sensor channels and timesteps is also an effective option [126]. Alternatively, Hong *et al.* [84], improve cross dataset performance via masked modeling in conjunction with contrastive regularization.

3.2 Representation Alignment and Structuring

3.2.1 Contrastive Learning and Siamese Networks for Human Activity Recognition. Siamese networks are based on the concept that twin sub-networks connected at the output layer should generate similar outputs for a pair of similar but distinct inputs. They have been proposed in the early 1990s, primarily for tasks such as signature verification [12, 18]. These sub-networks usually share the same set of weights and utilize a distance function at the output as the loss function, aiming to reduce the distance between embeddings of similar pairs.

Building on the foundation of Siamese networks, contrastive learning (CL) emerged as a robust training paradigm in self-supervised learning. This approach extends the Siamese architecture by also defining negative pairs, where the model is trained to increase the distance between embeddings (Fig. 3). Many studies and training frameworks have demonstrated CL’s efficacy in developing powerful feature extractors without the need for labels [6, 25, 27, 136]. CL is based on the ability to identify data clusters with high intra-group similarity and low inter-group similarity, leveraging these characteristics to train models that effectively distinguish between similar and dissimilar samples in the embedding space.

As an illustrative example, consider a scenario where the model needs to distinguish between images of dogs and cats (see Fig. 3 with images as input). In traditional supervised learning, labeled images of dogs and cats are fed to the model with their corresponding labels. In contrastive learning, pairs of images are presented to the model, in which the model is trained to generate similar embeddings if they belong to the same category (positive pair) or generate dissimilar embeddings if they are from different categories (negative pair). In this process,

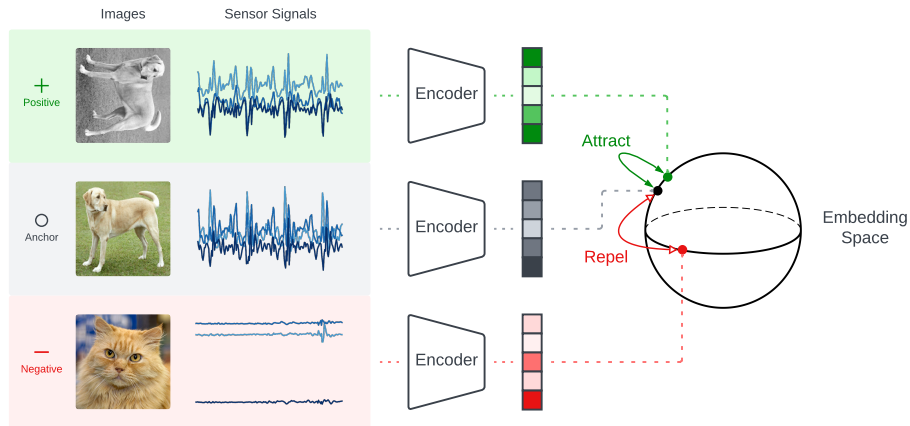


Fig. 3. An overview of contrastive learning (CL). Data samples (images or sensor signals depending on the target task) are first passed through an encoder to obtain embeddings in a latent space. These embeddings are pushed closer to each other or pulled apart depending on whether the embedding forms a positive pair or a negative pair with the anchor.

the method used to generate positive and negative pairs is critical, since it encodes semantic meaning that we want the model to capture. Chen *et al.* [25] proposed SimCLR, a simple contrastive learning framework that leverages augmentations to encode such semantic meaning. In particular, two images form a positive pair if one is a transformed version of the other, and form a negative pair if they are not originally the same image. Despite its simplicity, it outperforms other self-supervised learning techniques on commonly used CV benchmarks, demonstrating that the model learns rich, discriminative features without relying on explicit labels.

3.2.2 Adaptations of Contrastive Learning in Human Activity Recognition. Even though many of the aforementioned methods have been developed in, for example, the computer vision research community, they are, strictly speaking, modality-agnostic: More generally, contrastive learning can be viewed as learning on the augmentation graph on data samples [71]. As a result, there have been various efforts to adapt and extend contrastive learning techniques to the area of human activity recognition. An overview of such methods is given in Fig. 4.

SimCLR. One such adaptation effort is the modification of the SimCLR framework for sensor time series by Tang *et al.* [176]. While the overall framework remains identical, instead of images, sequences of sensor data from wearable devices become the input (Fig. 3 and 4). The model is now tasked with distinguishing between positive and negative activity samples that are generated using augmentation functions. Challenges in such adaptation remain in incorporating the uniqueness of sensor signals and the temporal and sequential nature of the data.

Since the choice of augmentation function encodes the learning objective and invariance that the model should capture, the original SimCLR framework developed for computer vision tasks demonstrates significant performance differences among the choice of augmentation functions [25]. Unlike images, sensor data captures dynamic patterns over time, and therefore image transformation functions would not be suitable for time series. Temporal dependencies, varying speeds of movements, and nuanced transitions between activities demand a specialized approach. In the absence of labeled data, the model must discern subtle differences in motion patterns and learn robust representations of human movements. In the adaptation [176], the authors explored different combinations of commonly used augmentation functions for time series, including adding Gaussian noise, applying a random 3D rotation, time-warping, etc. The authors demonstrated that the choice of augmentation

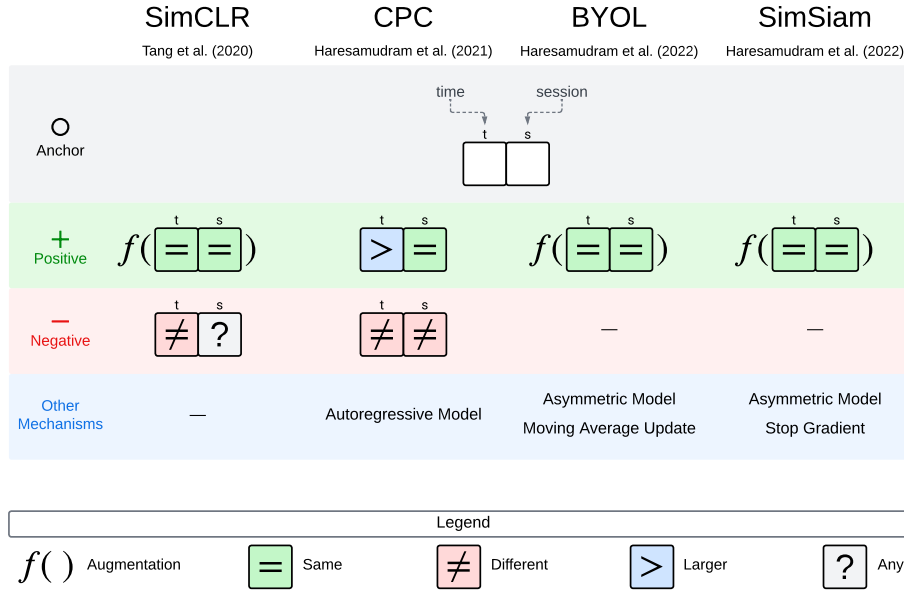


Fig. 4. Contrastive learning adaptations in human activity recognition. A comparison is drawn among SimCLR [176], CPC [76], BYOL [77] and SimSiam [77]. A high degree of commonality can be found among these frameworks, especially in the use of augmented anchors as positive samples for SimCLR, BYOL, and SimSiam. The CPC differs from the rest by using future samples instead of augmented views. SimCLR and CPC leverage time-misaligned samples as negatives, while BYOL and SimSiam leverage additional mechanisms to remove the requirement of negative samples.

can have a significant impact on model performance in HAR, with the 3D-rotation augmentation demonstrating the best performance when the model is fine-tuned. This work showcased improvements over supervised and unsupervised learning methods, highlighting the potential benefits of contrastive learning in HAR systems, such as improved clustering of activities [3]. However, further exploration is warranted to determine the conditions under which such adaptation proves advantageous for HAR and other healthcare-related applications.

Contrastive Predictive Coding. In parallel to SimCLR, the endeavor to leverage unlabeled sensor data for HAR has sparked interest in other contrastive learning techniques, notably Contrastive Predictive Coding (CPC). Haresamudram *et al.* [76] adapted CPC to HAR, emphasizing the importance of temporal structure in sensor data representation. The original formulation for CPC [136] is motivated by the predictive coding theory in neuroscience in which the brain constantly generates hypotheses and updates the mental model of the environment by comparing the hypotheses with the sensory inputs.

In the CPC framework, the authors modeled this as a machine learning task. The model is separated into three main components: the data encoder, which encodes input data into latent representations, the autoregressive network, which summarizes past latent vectors into a single context vector, and the prediction network, which predicts future samples based on the context vector. A probabilistic contrastive loss is used to provide a supervisory signal for the learning process, in which the model is optimized to maximize the mutual information between the future sample and the context vector. As a result, by formulating CPC as a contrastive prediction task, the model learns effective representations by exploiting the inherent dependence between data samples.

The adaptation by Haresamudram *et al.* [76] focuses on leveraging the temporal dependence that is present in sensor time series, in which it is possible to naturally formulate a predictive task for a continuous stream of sensor data. Their work demonstrates the practical value of CPC-based pre-training, showcasing improved recognition performance even with small amounts of labeled data. Furthermore, investigations into enhancements of CPC for HAR, as presented by subsequent research [75, 78], have yielded fully convolutional architectures that exhibit substantial improvements across diverse datasets and activity types. These advancements underscore CPC’s potential to empower a wide range of HAR applications, with theory-backed training frameworks.

BYOL and SimSiam. Beyond these early efforts in adapting CL to HAR, Haresamudram *et al.* [77] conducted a comprehensive comparison of different contrastive and Siamese learning methods for HAR. These included other contrastive and Siamese approaches such as BYOL [63] and SimSiam [28] (also summarized in Fig. 4).

BYOL, which stands for Bootstrap Your Own Latent, was proposed as an alternative to contrastive learning to remove the requirement for negative samples and large batch sizes. Without negative samples, model collapse can happen, where the model produces a trivial representation for all inputs. This is avoided by the use of asymmetric model architectures and exponential moving average updates in the BYOL framework. In a follow-up work, SimSiam [28] aims to identify a minimal setup for Siamese learning that can deal with model collapse. The authors demonstrated that the combination of asymmetric model architectures and the stop-gradient operation can prevent model collapse, and the mean-squared error works well as a loss function.

Although these frameworks demonstrated superior performance compared to contrastive approaches in computer vision tasks, Haresamudram *et al.* [77] showed that the SimCLR framework [176] and multi-task self-supervised learning [158], outperformed other approaches, including BYOL, SimSiam, masked reconstruction, Contrastive Predictive Coding (CPC) and autoencoders. This indicates that the effectiveness of different techniques can differ between different modalities. In addition to comparing different training frameworks, they also explored model performance across other dimensions, providing insights into the robustness, dataset characteristics, and feature space characteristics of self-supervised methods. By evaluating seven state-of-the-art self-supervised techniques for HAR, this study contributes to understanding the value of self-supervised learning in learning representations for diverse scenarios in HAR. Qian *et al.* [148] also study contrastive training for small scale wearable datasets, with the goal of discovering key components to learn more effective representations. The pre-training data efficiency of self-supervision was evaluated in [41], which found that even a few minutes of unlabeled data with sufficient augmentation can rival using entire dataset for pre-training.

3.2.3 Multi-device and Multi-modal Contrastive Learning for Human Activity Recognition. In the previous sections, we have surveyed examples of adaptations of contrastive learning approaches in human activity recognition. Even though these contrastive and Siamese frameworks are modality-agnostic and shown to be effective, they do not leverage the modality-specific characteristics of sensor time series.

In the more recent works, the community proposed frameworks that leverage the naturally occurring transformations and synchronization inherent in multi-device and multi-modal sensor data for contrastive learning (summarized in Fig. 5). Instead of using hand-picked, artificial augmentations like that like SimCLR and BYOL [25, 63, 77, 176], the ColloSSL (Collaborative Self-Supervised Learning) framework [89] introduces a novel method to tackle the scarcity of labeled data in Human Activity Recognition by leveraging time-synchronized data collected from multiple inertial sensors worn by users. The key insight lies in the observation that different devices worn by the same user capture the same physical activity – just from different perspectives, and are natural transformations of each other. This allows an intuitive formulation of contrastive learning in which positive samples come from time-aligned samples from different devices, while negative samples come from time-misaligned samples. ColloSSL employs a combination of device selection and contrastive sampling algorithms to form training batches from multiple devices, enabling contrastive learning without labeled data. A multi-view contrastive loss function, which extends traditional contrastive learning to a multi-device setting, was also used

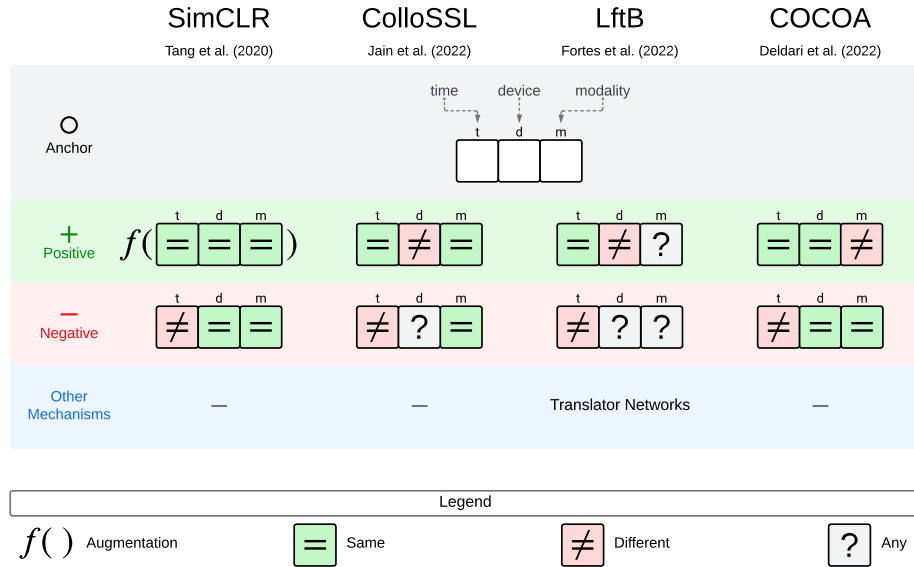


Fig. 5. An overview of multi-device and multi-modal contrastive learning frameworks in human activity recognition. A comparison is drawn among ColloSSL [89], Learning from the Best (LftB) [54], COCOA [38] and SimCLR [176] (as a single-device single-modality reference). Instead of relying on augmentations (as in SimCLR), these multi-device and multi-modal approaches leverage data from time-aligned data from different devices (ColloSSL and LftB), and different modalities (COCOA) for positive samples. Time-misaligned samples as negatives is a common feature among these approaches, with different frameworks imposing additional limitations on the sampling algorithm.

in this approach. It was demonstrated to have superior performance in standard evaluation setups and low-data regimes compared to conventional supervised and semi-supervised methods. This indicates the potential for leveraging multi-device setups for more effective training.

Also leveraging time-synchronized sensor time series but with a different objective, ‘Learning from the Best’ (LftB) [54] adopts a flexible approach to cross-device contrastive learning by using individual encoder and translator networks for each sensor location to separate the embedding spaces from devices. To achieve the goal of improving the quality of the feature extractor for a target device, this scheme leverages a cross-domain contrastive learning setup from domains that are only available during training. In particular, data are first passed through their corresponding encoders, and then through pairwise translator networks, which translate embeddings from one device to another. The InfoNCE loss [136] is used again for CL, where the representation from the target domain is contrasted against another that was translated from a different domain. The authors further proposed to reuse the translator networks for classifier training, in which the data from other domains are translated to train the classifier, in addition to using data from the target domain. Evaluated on the HAR benchmark datasets, this method shows improvements in F1 scores, particularly for activities that benefit most from additional sensor information. By leveraging contrastive learning to enhance target sensor performance, it addresses the limitation of relying solely on one single device that might be subject to more motion artifacts.

Another work, COCOA (Cross Modality Contrastive Learning) [38], looks at the multi-modality aspect of sensor time series. It introduces a contrastive learning method that leverages synchronous data segments from different sensor modalities to create positive samples, instead of relying on augmented or temporally related pairs.

Similar to ColloSSL, this method takes advantage of the synchronous nature of multi-modal data to enhance the learning process and it incorporates dynamic sensor selection to ensure the quality of the positive and negative pairs. Due to the differences in signal patterns among data modalities, the authors proposed the use of modality-specific encoders, which improve the model's robustness to missing modalities and its computational efficiency. This approach uses a different formulation of the contrastive loss: a two-part loss function that is dedicated to maximizing inter-modality agreement while minimizing the agreement between temporally distant samples. Evaluations show that COCOA outperforms state-of-the-art models in various tasks, such as human activity recognition, sleep stage detection, and emotion recognition, especially when there are more than two data modalities, demonstrating its efficacy and generalizability across different types of sensor data. Finally, some works also explore the possibility of contrastive training between wearable movement sensors and pose data [30].

These advancements in leveraging multi-device and multi-modal sensor data represent a community effort in driving forward the field of HAR. By moving away from traditional, artificially augmented data and instead utilizing the natural, synchronous relationships inherent in multi-sensor setups, these methods extract more meaningful and robust features. This allows us to better utilize the modality-specific characteristics of sensor time series. The positive results across HAR tasks also indicate that these approaches could be refined and expanded to other domains, thereby enhancing the applicability and impact of contrastive learning in real-world scenarios.

3.2.4 Contrastive Learning outside Human Activity Recognition. In addition to HAR, CL was successfully applied in other mobile sensing tasks, such as change point detection [37] and emotion recognition [42].

One such work looked at the use of contrastive predictive coding (CPC) to detect changes in web service traffic and mobile application usage, in addition to human activity recognition [37]. The authors proposed $TS - CP^2$ (Time Series Change Point detection method based on Contrastive Predictive coding), which leverages CL to detect changes in time series by using time-adjacent intervals as positive pairs and those separated across time as negative pairs. This method enhances change point detection by utilizing contrastive learning to capture the inherent temporal dependencies within time series data. Experiments on datasets have shown that $TS - CP^2$ outperforms other change point detection methods, highlighting the effectiveness of contrastive learning in capturing subtle changes in time series properties without relying on labeled data.

SigRep [42] studied emotion recognition from wearable physiological signals using contrastive learning. This method focuses on learning robust representations of different data modalities, such as heart rate and electrodermal activity, captured from consumer-grade wearable devices. By leveraging contrastive learning, SigRep contrasts augmented signal samples to create robust feature representations for different modalities, which can be used for downstream emotion classification tasks. Evaluated on publicly available datasets, the method demonstrated superior performance in emotion recognition compared to state-of-the-art methods. Additionally, it showed resilience to signal losses and required fewer labeled data for effective training.

3.2.5 Adversarial Learning Based Representation Alignment. HAR faces challenges in handling data from diverse subjects and generalizing to unseen users. Studies [97, 168, 173, 174] highlight the impact of individual characteristics and behaviors on HAR performance, with significant degradation when models are applied to new users (Fig. 6).

Two primary categories of approaches address this issue: classic, and deep learning-based methods. The former involve selecting user-invariant features or building user-specific models, which—while effective—pose challenges in terms of labeled data availability and potential performance trade-offs. In response, DL techniques, particularly multi-task and generative adversarial learning (GAN), have been used to tackle data distribution challenges.

Chen *et al.* [24] introduced the METIER model, employing deep multi-task learning for activity and user recognition. By sharing parameters between activity and user recognition modules, they demonstrated improved performance through a mutual attention mechanism in the user recognition module. While effective, the generalization capability of these models beyond the training subjects remains unclear. Sheng *et al.* [163] proposed weakly

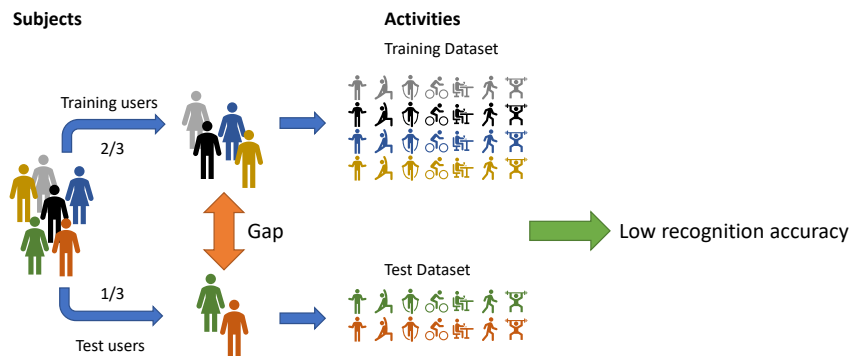


Fig. 6. Challenges in activity recognition: accounting for diverse behavior patterns across individuals.

supervised multi-task representation learning using Siamese networks, mitigating environmental differences through similarity-based multi-task learning. However, their representation tends to create subject-specific clusters, potentially hindering generalization. In contrast, Bai *et al.* [9] leveraged adversarial learning to generate robust feature representations regarding user variations. Using Wasserstein GAN and Siamese networks, they demonstrated the ability to generalize to new subjects without sacrificing performance, addressing concerns about neural network information leakage.

Despite these advancements, limitations persist. Adversarial learning, while enhancing performance, lacks a mechanism to measure the degree of generalization during training. Furthermore, such methods [9, 109, 168] may suffer when the feature extractor or generator overly focuses on fooling the discriminator.

To address these challenges, Suh *et al.* [173, 174] proposed a cross-subject adversarial learning approach for sensor-based HAR. This model learns subject-independent embeddings through adversarial learning, capable of generalizing to new subjects. The Maximum Mean Discrepancy (MMD) regularization quantifies feature generalization, enhancing the model's ability to generalize across subjects. The architecture [173] utilizes an encoder-decoder structure based on CNN, preserving signal characteristics. TASKED [174] extended this with a transformer network [45, 142], accounting for sensor orientations and spatial-temporal features. The inclusion of teacher-free self-knowledge distillation [205] improves training stability, balancing feature generalization, and activity recognition optimization. In this method, self-knowledge distillation not only prevents overfitting but also guards against bias in cross-subject feature generalization induced by adversarial learning and MMD regularization. This comprehensive approach represents a significant stride in overcoming limitations and advancing the state-of-the-art in sensor-based HAR.

4 DATA GENERATION AND AUGMENTATION

4.1 Data Augmentation for HAR

The effectiveness of DL models often depends on the availability of extensive datasets for training purposes. However, acquiring high-quality training data for HAR, particularly from wearable sensors, presents unique challenges. Unlike computer vision and sound classification, where ground-truth data can be readily obtained from online platforms like Amazon's Mechanical Turk, HAR data necessitates direct offline collection from users' physical behaviors. This process is time-consuming and labor-intensive, leading to a scarcity of labeled training data due to the inadequacy of publicly available datasets.

Recognizing the crucial role of data quantity in model performance, researchers have utilized data augmentation techniques, which are a popular technique to address the limitations imposed by insufficient training data [90, 98]. While traditional CV approaches employ simple affine transformations for data augmentation, such as translation,

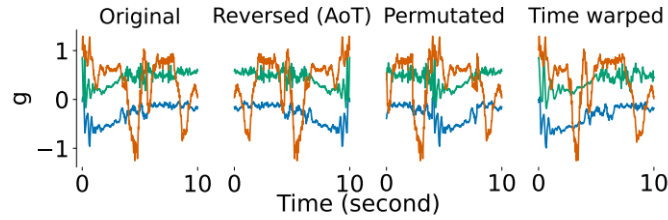


Fig. 7. Examples of data augmentation for time-series data.

rotation, resizing, and shearing [121, 164], the unique characteristics of accelerometer signals in sensor-based HAR necessitate alternative strategies. Additionally, image synthesis methods that blend foreground objects, background images, etc., are used to generate training examples [47, 206]. Signal-processing methods (e.g., time-stretching, pitch-shifting, and dynamic-range compression) are applied to augment audio signals in sound classification tasks [35, 131, 159].

In sensor-based HAR, distinguishing between foreground and background categories in accelerometer signals poses a challenge, rendering conventional image synthesis methods impractical. However, leveraging the temporal nature of accelerometer signals allows for the application of augmentation methods grounded in signal processing [29, 32, 95, 125, 134, 171, 184]. These methods include jittering, scaling, rotation, and random sampling, which have demonstrated efficacy in enhancing the diversity of the training dataset.

To address the limitations posed by the physical constraints of body-worn sensors, Ohashi *et al.* [134] introduced a data augmentation method tailored to the two-axis rotation capabilities of armband sensors. This approach outperformed conventional methods, emphasizing the importance of considering sensor-specific constraints in augmentation techniques.

Furthermore, researchers have explored augmentation strategies to address specific challenges in data collection. Um *et al.* [184] tackled the scarcity of labeled motor states in Parkinson’s disease patients by introducing a variety of augmentation techniques, including jittering, scaling, rotation, and permutation (Fig. 7). Their findings highlighted the effectiveness of rotations, particularly in capturing the variability of sensor placement, which significantly improved the performance of Convolutional Neural Network (CNN) models. Considering software and hardware heterogeneity affecting sensor data, Mathur *et al.* [125] introduced a data augmentation method that accounted for timestamp jittering caused by variations in accelerometer signal sampling rates.

In the context of senior adults’ physical activity recognition, Kalouris *et al.* [95] leveraged transfer learning and five augmentation methods, including rotation, 3D rotation, scaling, jittering, and permutation. Their study showcased performance enhancements in two out of three CNN models, emphasizing the efficacy of specific augmentation combinations. Chung *et al.* [32] focused on optimizing sensor positions and sensor fusion to classify daily activities, utilizing the jittering method for data augmentation.

Cheng *et al.* [29] introduced a contrastive supervision approach for time series data augmentations, emphasizing the importance of learning hierarchical augmentation invariance across different depths of neural networks. Their work highlighted that deeply supervised learning, coupled with contrastive losses at intermediate layers, could prevent information loss induced by augmentation.

Zhou *et al.* [216] recently introduced a two-stage, gradient-based data augmentation framework, AutoAugHAR, to address cross-subject generalization challenges in HAR. Unlike traditional augmentation methods, AutoAugHAR optimizes augmentation operations directly during model training. This model-agnostic framework improves dataset representativeness and robustness without significantly increasing training time and computational costs.

Table 1. Summary of works which study generation of virtual IMU data from videos for HAR.

Approach	Category	Input Source	Outputs	Remarks
Rey <i>et al.</i> [153, 154]	Generative	2D RGB Videos	2D poses and Direct IMU Signal Estimates	Extracts IMU data directly from videos to increase data flexibility
Kwon <i>et al.</i> [104]	Trajectory-Based	2D RGB Videos	3D Joint Orientations, IMU Data	Uses adaptive selection, tracking, and data extraction to produce virtual IMU data from videos.
Kwon <i>et al.</i> [103]	Trajectory-Based	2D RGB Videos	3D Joint Orientations, IMU Data	Focuses on deriving joint orientations and IMU frames, compensating for joint-specific errors.
Rey <i>et al.</i> [53]	Generative	2D RGB Videos	Direct IMU Signal Estimates	Generates IMU signals from videos, aiming to reduce reliance on physical IMU sensors.
Xia <i>et al.</i> [191]	Augmentation Technique	3D Motions	Virtual Acceleration Data	Utilizes a spring-joint model with 3D motions.

Despite the merits of data augmentation, it is acknowledged that transforming entire signals may compromise label validity and preservation. Kim *et al.* [98] raised concerns about changing labels when augmenting sensor signals, leading to potential performance degradation due to the similarity of augmented signals to other activity classes. Therefore, data augmentation methods are not enough to improve the performance of HAR and it is necessary to generate sensor data by estimating the data distributions precisely.

4.2 Generating Virtual Sensor Data from Video

Efforts to bridge the gap between video and Inertial Measurement Unit (IMU) data have gained prominence, with recent works addressing the challenge of translating video data into IMU representations [103, 104, 153, 154]. These works employ generative methods [53, 154] and trajectory-based approaches [104, 105, 193] to extract (virtual) IMU data from videos, expanding the applicability of sensor-based HAR beyond traditional IMU-equipped scenarios. An overview of the approaches is shown in Table 1.

Virtual IMU data generation has emerged as a viable solution to overcome data scarcity, with cross-modality transfer approaches [53, 103, 104, 153, 154] being instrumental in extracting virtual IMU data from 2D RGB videos of human activities. Such methods not only expand training datasets for motion exercise recognition but also enable the construction of personalized HAR systems tailored to individual user needs [191]. Utilizing virtual IMU data enhances the accuracy and robustness of HAR models across diverse application domains.

Generative methods [53, 154] leverage machine learning to learn functions capable of deriving IMU data directly from videos. In contrast, trajectory-based methods, exemplified by [104, 105, 193], initially determine 3D joint positions from videos and then utilize forward kinematics to estimate joint orientations. The obtained orientations enable the transformation of 3D joint positions into the IMU’s frame-of-reference, facilitating the computation of acceleration and angular velocity. Notably, the majority of these endeavors have been geared towards human activity recognition tasks, where synthetic IMU data is generated for multiple body joints, allowing for compensation of errors in the estimation of one joint by another.

IMUTube [104] exemplifies a system designed to extract virtual IMU data from 2D RGB videos using CV methods, such as pose tracking. IMUTube operates as a processing pipeline, integrating computer vision, graphics, and machine learning models to convert large-scale video datasets into virtual IMU data suitable for training sensor-based HAR systems. Its three main components—adaptive video selection, 3D human motion tracking, and

virtual IMU data extraction and calibration—collectively contribute to the generation of high-quality virtual IMU data. The system’s versatility has been demonstrated in improving model performance when integrating real and virtual IMU data [103, 104]. To enhance the quality of virtual IMU data, Xia *et al.* [191] proposed a spring-joint model to augment the virtual acceleration signal. Despite the efficacy of systems like IMUTube, challenges remain, particularly concerning the quality of input videos. The limitations of vision-based systems are evident when videos exhibit camera ego-motion or include irrelevant scenes, requiring meticulous video selection.

4.3 Generative Adversarial Networks and Diffusion Models for Data Generation and Augmentation

4.3.1 Generating Sensor Data using GANs. Generative models are a class of ML algorithms designed to model and generate data that resembles a given dataset. They learn the underlying probability distribution of the data, enabling them to generate new, realistic instances that are consistent with the training data. These models have been applied for a wide range of applications, including image and text generation, data synthesis, and anomaly detection. In the context of HAR, generative models have demonstrated their utility in capturing the temporal and spatial characteristics of human activities through a diverse set of data sources, including wearable sensors. These models have the potential to generate meaningful and informative representations of human activities, making them invaluable for both analysis and synthesis of activity data.

The application of generative models in HAR presents a unique set of challenges. Sensor data can be sparse and noisy. Unlike image data, which is typically well-structured, sensor readings are subject to various sources of interference, making it challenging to model and generate accurate sequences. Activities are inherently temporal, and sensor data streams often exhibit complex temporal dependencies. Generative models need to capture these dependencies to create meaningful and realistic activity sequences. Sensor data can have high dimensionality, particularly when multiple sensors are involved. Dimensionality reduction and feature engineering are essential to ensure generative models can effectively capture the data’s underlying structure. In addition, activities can vary significantly between individuals. Generating data for different people while maintaining meaningful patterns is a challenging task. Furthermore, acquiring labeled training data for generative models in the context of human activity recognition is often costly and time-consuming. Collecting accurate ground truth annotations for wearable sensor data can be particularly challenging.

Traditional oversampling techniques, such as the Synthetic Minority Over-sampling Technique (SMOTE) [22], SVM-SMOTE [132], and the Majority Weighted Minority Oversampling Technique (MWMOTE) [10], have been employed to mitigate data scarcity. However, these methods were not specifically designed for Human Activity Recognition (HAR) and thus often overlook temporal dependencies and statistical properties inherent in wearable sensor data. Consequently, their effectiveness in capturing the intricate distribution of real-world wearable sensor data is limited, leading to synthetic data that may not faithfully represent the complexities of the original data.

In contrast, GAN-based methods have shown promise in generating realistic time-series data, combining unsupervised and supervised training approaches. Yao *et al.* [201] proposed SenseGAN, a semi-supervised deep learning framework for IoT applications. SenseGAN leverages abundant unlabeled sensing data, minimizing the need for manual labeling. It employs an adversarial game involving a classifier, a generator, and a discriminator to jointly train and improve performance. However, this work only focused on simple IoT applications, not on HAR tasks. Wang *et al.* [186] introduced SensoryGAN, a GAN-based framework for sensor-based HAR. Addressing the challenge of limited sensor data in practical scenarios, the authors propose three activity-special GAN models, trained with the guidance of vanilla GANs, to generate synthetic sensor data.

TimeGAN [202] introduced a method for generating realistic time-series data by combining unsupervised and supervised training. It utilized a learned embedding space jointly optimized with adversarial and supervised objectives, ensuring that the generated sequences maintain the temporal dynamics present in the training data. Empirical evaluations demonstrate superior performance compared to state-of-the-art benchmarks in terms of

similarity and predictive ability across various real and synthetic time-series datasets – yet with no meaningful improvements for actual HAR tasks.

ActivityGAN [113], utilized a convolutional GAN architecture for data augmentation in sensor-based HAR. The model consists of a generation component employing one-dimensional convolution and transposed convolution layers, and a discrimination component using two-dimensional convolution networks. The study demonstrated the effectiveness of ActivityGAN in generating synthetic data for human activity simulation, presenting visualizations and evaluating the usability of synthetic data in combination with real data for training HAR models.

‘Balancing Sensor Data Generative Adversarial Networks’ (BSDGAN) [86] addresses the issue of imbalanced datasets in HAR. It utilizes an autoencoder to initialize training and generated synthetic sensor data for rarely performed activities. Experimental results in the paper demonstrated that BSDGAN effectively captures real human activity sensor data features, and the balanced dataset enhances recognition accuracy for activity recognition models deployed on WISDM and UNIMIB datasets.

A limitation common to all aforementioned works is their dataset and label specificity. They generate new sensor data based on the available data and labels but lack the capability to simulate data for various sensor placements or target activities. This limitation is particularly relevant when utilizing online video repositories to obtain sensor data for diverse activities and placements. Furthermore, GAN-based methods demand a substantial amount of labeled data for training, often a challenge in wearable sensor-based scenarios. Mode collapse and a lack of diversity in generated data are additional concerns that may limit their efficacy in improving HAR model performance. Addressing these challenges remains an area for further exploration and refinement in the field of synthetic sensor data generation for HAR.

4.3.2 Generating Sensor Data using Diffusion Models. In recent advancements, Diffusion Probabilistic Models (DM) have outperformed GANs in image synthesis, demonstrating superior results in terms of both quality and diversity [40, 64, 81, 82, 133, 156]. Drawing inspiration from non-equilibrium statistical physics, diffusion models gradually eliminate structure in a data distribution through an iterative forward diffusion process. Subsequently, a reverse diffusion process is learned, reinstating structure and yielding a flexible data generative model [167].

Ho *et al.* introduced a diffusion process represented as a Markov chain, transforming the original data distribution into a Gaussian, and a reverse process learning to generate samples by progressively removing noise using a DL model [81]. The denoising U-Net architecture serves as a potent model in this context [81, 82, 94, 157]. Enhancements to denoising performance include the incorporation of residual layers and attention mechanisms [156, 170]. However, the usability of the diffusion model is hindered by the considerable computational steps required for high-quality sample generation. Researchers have explored techniques like discretization optimization, non-Markovian processes, and partial sampling to accelerate the speed of diffusion models [43, 169]. While diffusion models have found widespread applications in tasks such as image in-painting, 3D shape generation, text generation, or audio synthesis, their adoption for HAR has been relatively limited so far [59, 99, 119, 196]. Notably, Shao *et al.* applied a diffusion model with a redesigned U-Net for synthetic sensor data generation [162].

Zuo *et al.* [217] addressed the challenge of expensive and hard-to-annotate sensor data by leveraging unlabeled sensor data accessible in real-world scenarios. The architecture of their diffusion model conditions the model on statistical information like mean, standard deviation, Z-score, and skewness. By capturing the statistical properties of sensor data, the model generates synthetic sensor data closely resembling the characteristics of the original data. Unlike traditional generative models dependent on class labels, this approach operates without labeled sensor data, making it highly applicable when labeled data is scarce. The framework involves two steps: (i) training the unsupervised statistical feature-guided diffusion model on large amounts of unlabeled sensor data; and (ii) training an independent human activity classifier using a combination of limited labeled real data and synthetic data generated by the pre-trained diffusion model. This two-step process effectively combines the strengths of unsupervised learning and supervised classification, leading to enhanced HAR performance.

4.4 Generating Sensor Data using Simulations

While significant progress has been made in generating sensor data from video data, relatively fewer works focus on generating IMU sensor data directly using simulation. Simulation can reduce the need for extensive real-world data collection, thereby accelerating the development of motion recognition systems. One of the pioneering tools in this field is IMUSIM [203], which introduced a virtual IMU sensor system that simulates acceleration, angular velocity, and magnetic data from 3D motion sequences captured by motion capture (MoCap) equipment.

Building on this, Kang *et al.* [96] utilized Unity to embed animations and extract virtual IMU data to train classifiers capable of recognizing real-world activities such as standing, walking, and jogging. Jiang *et al.* [93] utilized OpenSim, an open-source software system for biomechanical modeling, to simulate individuals with diverse physiological characteristics performing various movements to augment the IMU dataset. Xia *et al.* [191] proposed a virtual IMU sensor module with a spring-joint model to generate augmented acceleration signals from 2D video, reducing the cost of training datasets for motion exercise recognition systems. CROMOSim [70] is a cross-modality sensor simulator designed to generate high-fidelity virtual IMU data from motion capture systems or monocular RGB cameras. Using a 3D skinned multi-person linear model (SMPL), it simulated sensor data from arbitrary on-body positions and trained a CNN model to map imperfect 3D body pose estimations to IMU data. Uhlenberg *et al.* [183] generated synthetic accelerations and angular velocities using a simulation framework, enabling a detailed analysis of gait events. Similarly, Tang *et al.* [177] employed OpenSim and forward kinematic methods to create a substantial volume of synthetic IMU data for fall detection. However, most early approaches relied on advanced MoCap equipment to reconstruct 3D human motion and generate corresponding virtual IMU signals, not to aim to create realistic IMU sensor readings, and gyroscope data is often excluded.

5 THE POTENTIAL AND PROMISES OF FOUNDATIONAL MODELS

The emergence of Large Language Models (LLMs) [2, 91, 179, 182] and the subsequent transition to combined language/vision models (Large Language Vision Models, LLVMs [2, 8, 14, 116, 117, 187]) has revolutionized many AI-related research areas and applications. The scope of the changes such models bring to AI, which goes far beyond classical language and computer vision tasks, has led to the emergence of the term “foundational models” as a more general designation, which we adopt in this paper.

On an abstract level, there is currently a lot of discussion in the AI community about the exact capabilities of such models. It goes from seeing them as mere “statistical parrots” to highly speculative discussions about the ability of such systems to reason and even emerge consciousness-like behavior [11]. For the purpose of this article, we refrain from such discussion, as the aspects of such models that define their potential for sensor-based HAR are largely uncontroversial.

At a basic level, language models are trained to replicate word distributions in online texts. That may sound as not obviously being useful for anything beyond text processing, especially not for sensor-based HAR. However, there are two things to consider:

- (1) People write text to describe their experiences in, and perception of the real world. This means a significant correlation exists between text distribution statistics and the real world. If a certain sequence of words has a high probability, that it is not only likely to be grammatically correct, but also will often be a true (or common) statement about the real world.
- (2) Given the type and amount of text the models are trained on, one could argue that the systems are trained on input from a significant portion of humanity.

As a consequence, LLMs can be considered a *noisy, but extremely comprehensive approximation of a world model based on the experience of a significant proportion of humanity*. LLVMs connect such world models to visual representations, allowing for both advanced image representation and generation.

1. **Standard Jumping Jack:** The classic version where you jump while spreading your legs apart and raising your arms overhead, then return to the starting position.
2. **Seal Jack:** Instead of raising your arms overhead, swing them horizontally out to the sides at shoulder height, clapping in front of your chest as your feet come together.
3. **Cross Jack:** Cross your legs and arms in front of your body while jumping, alternating which arm and leg crosses over the other each time.
4. **Squat Jack:** Start in a squat position and perform the jumping jack movement while maintaining the squat, intensifying the workout for your legs.
5. **Plank Jack:** In a plank position, jump your feet apart and together, mimicking the leg movement of a jumping jack while engaging your core.
6. **Star Jump:** From a crouched position, jump up explosively while extending your arms and legs out to form a star shape in the air.
7. **Step Jack:** A low-impact variation where instead of jumping, you step one foot out to the side while raising your arms, then return to the center and repeat on the other side.
8. **Power Jack:** Begin in a squat position with hands together at chest level, then jump up while spreading your legs and raising your arms overhead, landing back into the squat.
9. **Tuck Jack:** Jump up, bringing your knees toward your chest while performing the arm movement of a jumping jack.
10. **Invisible Jump Rope Jack:** Mimic jumping rope with your arms while performing the jumping jack leg movement.
11. **Front Jack:** Instead of moving your arms overhead, swing them forward to shoulder height as your legs jump apart.
12. **Split Jack:** Alternate jumping into a forward lunge position with one leg forward and the other back, while moving your arms in opposition to your legs.
13. **Plyo Jack:** A plyometric version where you jump as high as you can, performing the jumping jack movement in mid-air.
14. **Burpee Jack:** Combine a burpee with a jumping jack, either adding a jumping jack at the top of the burpee or performing a plank jack at the bottom.
15. **Half Jack:** Move your arms only halfway up to shoulder height instead of all the way overhead, reducing shoulder strain. ↓

Fig. 8. Output of the Open AI O1 model when asked to “name a few variations that you could encounter when someone performs jumping jack exercise”.

Throughout this paper have we already discussed that the most important problem of sensor-based HAR is the complexity and variability of the real world, which dedicated “vertical” training on existing data sets can not reflect. Herein lies the significance of LLMs for sensor-based HAR: they are a potential solution to dealing with this variability. Thus, for virtually any conceivable activity, the model can provide information about how it can be executed, including in most cases not only the typical way, but often the most of reasonably feasible other ways to execute it (Fig. 8).

Furthermore, the majority of models are based on an internal dense vector representation—“embedding” [117, 182]—which is analogous to what we have discussed with respect to self-supervised representation learning in Section 3. Such a representation can be used as a “hook” to connect sensor data to the world model contained in an LLM. That “hook” is also what is used by VLLMs to connect images and text, which means that an appropriate embedding can also be used to connect sensor inputs with visual representations. In what follows, we will discuss how the three core aspects of the foundational models described above can contribute to sensor-based HAR:

- (1) The connection to a comprehensive world model that can provide a detailed description of most variations of most activities, including limited characterization of expected sensor signals;
- (2) Dense vector space embedding representation of the above world model that can be easily interfaced with HAR-related sensor data representations (in particular ones derived through self-supervised learning);
- (3) An already existing connection between textual and visual representations of the world model in VLLMs.

We argue that by leveraging these aspects we will finally be able to bring sensor-based HAR to the level of performance that we today see in areas such as visual scene interpretation or language understanding.

Overviews of existing approaches of using some aspects of sensor-based HAR can be found in [165] or [51].

5.1 Foundational Models for Data Generation

Data generation and augmentation have already been discussed in Section 4. In abstract terms, the various approaches can be summarized as consisting of two steps: (i) creation of a representation of the activities for which we want to generate data for; and (ii) the translation of that representation into synthetic sensor data. The representations that we considered were videos [104, 105], kinematic motion descriptions (e.g., skeleton) [191], various simulation scripts and trained generative models [113, 217]. There are three things that foundational models add to the mix:

- (1) *The ability to translate between textual and visual representations of activities:* On one hand, this facilitates labeled data generation from videos that have no or only vague captions, as the missing caption information

can be filled in by the model. On the other hand, we can use textual descriptions of activities to generate captioned videos, which is easier than searching for existing material or having to record new videos.

- (2) *Code generation abilities of foundational models*: These can be leveraged to translate textual descriptions of activities into simulation scripts which in turn generate the required sensor data. This is crucial to the generation of sensor data for which visual representations may not contain enough information (e.g., pressure sensors on the ground, physiological sensors, etc.). In this context, code generation capabilities can also be used to go from abstract descriptions of expected signal variations for different users (e.g. different body types) and environmental conditions to corresponding simulation variations. This requires much less effort than manually setting up simulations. As a special case, there are systems that can directly generate physical representations (which can be used as a basis for simulation-based data generation) from texts. The most prominent examples are systems like T2M-GPT [209], MotionGPT [92], MotionDiffuse [210], and ReMoDiffuse [211] that directly generate motion representations from textual descriptions.
- (3) *The ability to break down activities and their variants into individual small steps*: including the description of possible variations in the way activities are executed. Combined with the translation between texts and videos/code described above, this means that starting with just a set of names of activities, tool sets based on appropriately fine-tuned foundational models can automatically generate comprehensive multi-modal datasets that include variations in execution, user characteristics, and environmental conditions.

In the long run foundational model’s ability to translate between text, video, simulation scripts, and motion representations should lead to training data for sensor-based HAR becoming as abundant as text and image data is currently. Clearly, there are still issues to be solved. In what follows, we describe contemporary works that leverage these capabilities of foundational models for generating data:

5.1.1 IMUGPT. Leng *et al.* [110, 111] first demonstrated how foundational models can be used to generate realistic and useful wearable sensor data. They leveraged ChatGPT to first generate sentence descriptions of activities, e.g., walking or jumping, available in annotated HAR datasets. The sentences were input to a pre-trained text-to-motion model called T2MGPT [209], which generates 3D human motion sequences, which are represented as a sequence of joint positions. The joints’ rotation and translation were computed using inverse kinematics [198], followed by IMUSim [203], which calculates the joints’ acceleration and angular velocity. As a result, virtual inertial data are extracted from any of the 22 joints. IMUSim also adds realistic noise to the generated data.

The “virtual’ IMU data has a domain gap to real IMU data collected by placing sensors on participants, due to differences in coordinate systems, sensor orientations, ground forces, etc. [111]. To mitigate this gap, the distribution mapping scheme used in IMUTube [104] is employed, which uses a few minutes of target data for mapping. Training solely on the virtual IMU data performed slightly worse than using real data, but a combination of real and virtual IMU data is clearly more advantageous. IMUGPT2.0 [110] is an extension to this setup, and introduces a motion filter (to filter out irrelevant generated sequences) and metrics to evaluate the diversity of generated data, resulting in a 50% reduction in the effort necessary for generating virtual IMU data.

5.1.2 “Text me the data”. Beyond IMUs, Ray *et al.* [151] employ a similar pipeline for generating *pressure map sequences* from text descriptions. GPT-4 [2] is employed to generate sentences from activity labels, which are used by T2MGPT [209] to produce 3D pose sequences. Subsequently, SinMDM [149] diversifies the generated sequences, followed by conversion into SMPL format [118]. The pressure sequences are generated using PresSim [152], which uses volumetric pose as input. The utility of generated data for HAR is validated on a newly collected dataset, and a combination of real and synthetic data substantially outperforms using real pressure data only.

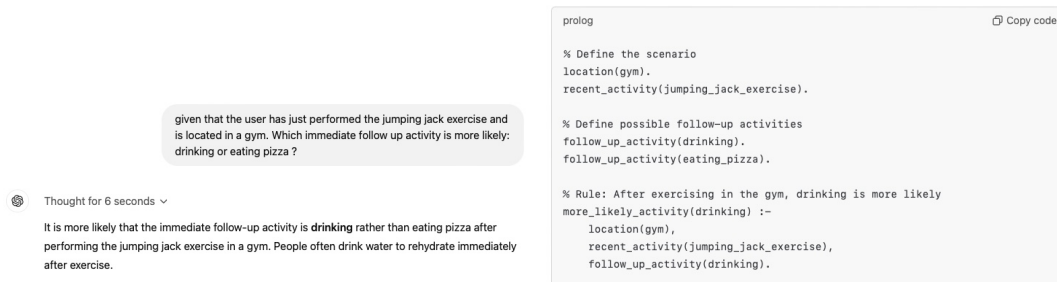


Fig. 9. Output of the Open AI O1 model when asked about the probability of different activities as follow up on executing jumping jacks in a gym setting and later asked to convert the answer to Prolog code.

5.2 Reasoning Based on Semantic Information from Foundational Models

Then, the notion of using background knowledge to compensate for the ambivalence of sensor-based information has been around since the early days of HAR research [15], initially in vision-based approaches [127], with later adoption in sensor-based work (e.g. [140]) that have shown how reasoning about interaction with objects recognized through wearable RFID can be used for reliable recognition). The idea is that the possibility/probability of performing a given activity at a given time is closely related to contextual information such as (semantic) location, objects involved as well as previously executed activities. Thus for example in [7] it has been shown that complex activities in a nursing scenario can be recognized using a mobile phone in a pocket of a loose nurse's coat (which is a very poor source of information) by integrating high-level semantic knowledge about the activities in the recognition process.

Another direction at using semantic information has been the decomposition of more complex activities into basic actions which can be fairly simply recognized from sensors. This way the HAR problem is reduced to the recognition of these simple components and the semantic rules for their composition. The general idea has been reflected in a broad range of work on hierarchical HAR such as, e.g., [115].

While such approaches have achieved interesting results in many experiments, they have only had limited impact in the broader field of sensor-based HAR, especially since the emergence of Deep Learning and self-supervised representation learning as described in previous sections. The main reason is the effort involved in manually specifying the relevant semantic relationships. This includes in particular the necessity to cover not just the typical case, but also all sorts of anomalies that may occur in "in the wild" settings. The effort involved in the manual coding of semantic relationships has motivated the use of ontologies as source of information [17, 23]. However, the scope of such ontologies is also limited, in particular when it comes to covering the entire breadth of less common situations.

This is where the comprehensive world model contained in foundational models can be a core component of a solution. As already described, for a vast majority of possible situations and activities, the model is likely to contain information on most ways to execute them and the associated situational context. The general idea is not new: in [141] it has been proposed to mine activity descriptions from the web. The difference lies in the scope and depth of the information that can be retrieved as well as the ease with which it can be acquired. This is illustrated in Figure 9. In addition, a variety of tools exist for converting the model output into some sort of formal representation, particularly code in various computer languages (see [49] for an overview). Thus, for example in [200] the generation of LLM output as Prolog program has been demonstrated as a means of solving arithmetic tasks. A similar approach could be taken to specifying and solving logical constraints on activity recognition (as also illustrated in Figure 9).

- **Start Position:**
 - Stand upright with feet together.
 - Arms are at the sides.
- **First Jump Upward:**
 - Move legs **horizontally apart**.
 - Raise arms **vertically overhead**.
 - Body's center of mass moves **upward**.
- **Landing Position:**
 - Feet are spread apart.
 - Arms are above the head.
- **Second Jump Upward:**
 - Bring legs **horizontally together**.
 - Lower arms **vertically to the sides**.
 - Body's center of mass moves **upward** again.
- **Return to Start Position:**
 - Land with feet together.
 - Arms are back at the sides.
- **Overall Motion:**
 - Arms and legs move in **vertical and horizontal directions**.
 - Body's center of mass moves **vertically** with each jump.

Fig. 10. Output of the Open AI O1 model when asked “describe the jumping jack exercise in few short sentences by only using vertical and horizontal arms and legs motions and the motion of the body center of mass”

The use of foundational models, in particular LLMs as source of semantic information to supplement sensor-based HAR is rapidly gaining momentum [85]. In a preliminary study [5] the authors have shown that the information provided by LLMs is comparable in terms of usefulness for HAR tasks to information that could be extracted from a dedicated ontology. In [34] this capability of LLMs is used for zero-shot activity recognition in a smart home. The approach is based on the fact that the sensors deployed in the specific location correspond to semantically meaningful events such as user location (OnCouch, NearStove) and device activity (MicrowaveOn, FridgeOn). The sequences of such events are then converted into a text prompt, augmented with additional information such as time of day, previous activities, and a list of potential activities to recognize. They demonstrate recognition rates that are close to what can be achieved with supervised training on the raw sensor data. A similar approach is described in [26]. Further, TDOST [180] recently demonstrated how textual descriptions of ambient sensor triggers leads to more effective transfer learning across smart home layouts.

Using such an approach for sensors such as IMUs is more complex and depends and depends on the ability to translate sensor data windows into semantically meaningful concepts. One possibility would be to identify basic movements of the limbs (up, down sideways) which LLMs can translate into more complex activities as illustrated in Figure 10

5.3 Multi-modal Representation Alignment through and with Foundational Models

Another approach for incorporating knowledge from foundational models is via alignment between data from modalities, e.g., images/videos [120, 150, 194], speech and audio [48, 66, 189, 190], or sensor data [74, 192], with natural language descriptions the data. For example, in computer vision, such alignment is performed between images and text captions describing the contents of the image. The idea is that the rich expressivity of natural language can describe and supervise a wide variety of concepts – beyond simple class labels.

For instance, traditional supervised training is performed through class indices ($0, \dots, N - 1$ for N classes), which does not incorporate any additional information about the classes. Therefore, such classifiers are constrained to predicting any input as one of the N classes. On the other hand, descriptions of input data (e.g., captions of images) can contain a lot of auxiliary information, thereby allowing a wider range of concepts to be utilized. For example, a caption for an image of the class ‘Walking’ (having class ID $k \in N$) might be “In my new red shirt walking Pepper, my Labrador!”, which contains additional information about the scene, including the presence of a dog, its name, and its breed, as well as the color of the shirt.

Alignment between images and captions was popularized by the Contrastive Language-Image Pre-training (CLIP) method [150], which curated a large-scale dataset by crawling the internet for images and their captions, resulting in 400M image-text pairs. These pairs were first used for cross-modal contrastive pre-training, where the task was to identify which caption was a match for each image. Subsequently, the class names in downstream datasets were converted into sentences using simple text templates, e.g., “This is a photo of {*class_name*}. The class prediction was assigned to the class sentence whose embedding is the closest match to the image embedding. This amounts to *zero-shot prediction* of classes, as no additional classifier training is needed (unlike other paradigms such as self-supervised learning). Furthermore, unseen classes can be predicted, as the predictions are based on similarity to embeddings from class sentences which are extracted from pre-trained language models. This setup is therefore largely *plug-and-play*, leading to the increasing popularity of the CLIP-style setup and its variants, e.g., UniCL [199] and SLIP [129]. However, the cornerstone for effective performance is the availability of *diverse and rich text descriptions* accompanying *large-scale data* [50].

Sensor-Language Alignment. Moon *et al.* first applied this paradigm to wearable sensors, through IMU2CLIP [128], which uses the Ego4d dataset [62] for training, containing a head-mounted IMU. TENT [214] aligns text with IoT sensors such as Radar and LIDAR, along with video. Recently, Xia *et al.* introduced Ts2Act [192], which performs this alignment between windows of sensor data and *images of activities* obtained from the internet. As the images are encoded using a pre-trained CLIP image encoder [150], class/activity sentences can be utilized for classification. Therefore, this approach connects the sensor-vision-language modalities into a common embedding space. Similarly, ImageBind [58] connects six modalities into a common embedding space, using pairwise training between vision (images/videos) and other modalities (IMUs, audio, text, and depth and heat data). The key finding is that co-occurring data from all modalities are not needed for learning a joint embedding space, rather, pairwise aligning of data from modalities with a bridge modality—in this case, vision—leads to *emergent alignment across all modalities*. It results in highly interesting capabilities such as embedding space arithmetic, and cross-modal retrieval of samples across modalities, even if they were not pre-trained together originally (e.g., text and audio). Crucially, however, many of these works perform training and evaluation of sensor-language models on different splits of the same dataset, i.e., between the train-test splits. Therefore, the wearable sensors/devices and their locations, and recording conditions all remain largely similar, which contributes to effective performance.

However, the established practice for these models involves cross-modal contrastive pre-training followed by zero-shot prediction on a *collection of diverse target datasets*, which presents a more well-rounded view of their performance. Recently, Haresamudram *et al.* [74] demonstrated that such a setup is highly challenging when training for wearables applications, due to two factors: (i) sensor heterogeneity – where diverse sensors result in data with very different distributions, rendering zero shot prediction difficult; and (ii) lack of rich, detailed descriptions of activities – most wearable datasets contain class labels only, and in a minority of cases, demographic information, leading to poor alignment between sensor and language modalities. Consequently, producing plug-and-play sensor-language models remains an unsolved challenge. Yet, Haresamudram *et al.* [74] show that the drop in performance relative to end-to-end training and self-supervision can be reduced by adapting some layers of the network with target data, and through text augmentation.

Apart from cross-modal alignment, there is also exploratory work for fine-tuning LLMs for HAR purposes. Imran *et al.* [88] developed LLaSA, sensor aware question-answering (QA) model combining the LLaMa model [182] with LIMU-BERT [195], and released two datasets, containing IMU data narrations and question-answer pairs, respectively. In a similar vein, SensorLLM [114] sets up a two-stage process in which an LLM is used to align sensor readings with automatically generated text, followed by the recognition of activities.

Currently, the biggest challenge in developing these models is the lack of a large-scale sensor dataset containing rich descriptions of movements and activities. Existing works utilize data from the head-mounted IMU of Ego4D [62], which are unsuited for typical wearable applications at the wrist/waist or use different splits of the same

dataset for training and evaluation evaluating performance when there are diverging data distributions. Therefore, the release of a large-scale dataset, either collected from humans or generated ‘virtually’ can help kickstart research into these techniques, paving the way for multi-modal foundational models integrating wearable sensor data as well.

5.4 Foundational Models for Time Series Analysis

Looking beyond works in re-purposing language and vision foundation models for human activity recognition, significant efforts have been dedicated by researchers to developing foundational models for time-series data. This discussion is relevant to the area of human activity recognition since sensor data can be viewed as time series due to its temporal nature.

TimesFM [36] is a time-series forecasting foundation model pretrained on a large corpus of Internet time-series data, including Google Trends and Wiki Pageviews, at the scale of 100 billion data points. The model is trained with the task of point forecasting, predicting directly the values of future time steps. The authors demonstrated that with a relatively small model size (200 million parameters) and a much lower amount of training data when compared to large language models, it remains possible to train a foundation model that achieves a high performance in a wide range of time-series forecasting tasks. This is an inspiring example for the future development of foundation models for human activity recognition: a specialized foundation model could be developed at a fraction of the costs of training large language models.

Chronos [4] is a family of time-series foundation models trained on a large collection of publicly available datasets. Similar to TimesFM [36], Chronos offers a framework for training an effective zero-shot time-series forecaster without relying on large model sizes (20M to 700M parameters). In this work, the authors proposed to frame the time-series problem as a token prediction task, where time-series values are quantized and converted into tokens, and the model adopts the architecture of large language models for token prediction. This establishes a workaround for the problem of modeling numeric values using token-based transformer networks, in which encoding numeric values as plain-text ASCII strings can hinder the learning process.

MOMENT [61], is another family of open-source time-series foundation models. The authors argued that training large time series models is often challenging due to the lack of an established collection of datasets and evaluation benchmarks, and the difficulty in handling different characteristics of datasets. In this work, these are addressed by training the models on a collection of publicly available datasets, called Time Series Pile, with different techniques such as sub-sampling and padding to handle time series of different lengths. Masked reconstruction is used as the learning objective, and the authors observed that training from scratch with randomized weights allows the models to converge to a lower training loss when compared to warm starting the model training with LLM weights. With a wide selection of tasks and metrics, MOMENT observes improved performance with parameter scaling (from 40M to 385M parameters).

Although the main focus of these works is often general-purpose time-series analysis, and the applicability of their findings in human activity recognition is yet to be verified, these works provide a good vision of how foundational models for human activity recognition can be: that training with a well-selected set of datasets and modest model size could offer much more practical and effective solutions for this mobile sensing task.

6 DISCUSSION AND CONCLUSION

The popularity of specific solutions/techniques for sensor-based HAR ebbs and flows. From hand-crafted metrics to *learning* useful representations from the data itself, the prevailing paradigm for recognizing activities has changed over time. The Bulling tutorial [19] formulated the ARC with manually engineered features, breaking down the HAR process into distinct steps. Subsequently, the increase in dataset sizes coupled with the proliferation of cheap and large quantities of computing fueled the adoption of Deep Learning for HAR as well. This was the

first paradigm shift – a transition from manual feature engineering to automatically learning relevant features from *annotated data*. This resulted in substantial improvements over erstwhile feature featurizing, becoming the de facto solution for HAR. Combinations of convolutional, recurrent, and attention-based models were explored for this task. However, the prevailing practice in other domains, e.g., computer vision, of applying hundreds of layers was not possible due to considerably smaller sizes of sensor datasets. In addition, deep CNNs reflect the way information is represented in images: a hierarchy of spatially local structures. Unfortunately such hierarchy is not obvious in sensor data, even if it is converted to ‘fake images’. As a consequence the impact of the deep CNN revolution was much less pronounced in sensor based HAR than in computer vision.

Large-scale data collection efforts by the wearables community, e.g., the GLOBEM dataset [197] and the UK Biobank project [44, 188], demonstrated the relative ease of collecting wearable movement in the wild, albeit without annotations. Such data, coupled with the increasing popularity of self-supervised representation learning in the machine learning community, led to the exploration of *self-supervised methods* by 2019, with the introduction of Multi-task self-supervision [158]. A number of papers followed, which introduced novel pretext tasks or adapted and adopted existing ones from other modalities to suit sensor data. These methods excelled in situations of label scarcity (which are all too common in wearable computing), as the learned encoder weights were frozen and only the classifier was updated with a few seconds of labeled data / activity. Their performance was often comparable to, if not exceeding end-to-end training. This was the second paradigm shift, with the community adopting this ‘*pretrain-then-finetune*’ setup. Currently, self-supervised representation learning is the predominant approach for sensor-based HAR.

While originally adopted to facilitate self supervised pre-training, the notion of training representations rather than directly training downstream task is also increasingly being exploited to facilitate novel ways of including additional knowledge in the training process. The idea is to encode such knowledge in the structure of the embedding space which is typically achieved by some version of contrastive or adversarial learning. This allows for example knowledge from sensors available only during training [54], or an abstract understanding of which aspects of the data are more or less relevant (e.g. user independence [174]) to be encoded in the representation.

The release of increasingly capable foundational models has a number of implications for sensor-based HAR, as the embedded world knowledge can be used, e.g., to generate ‘virtual’ data and to perform multi-modal alignment with sensor streams. There are many promising efforts in this direction, and the field seems to be poised for its third paradigm shift that may finally solve the problem. At this pivotal movement, we reflect on sensor-based HAR as a whole, and trace its early days with feature engineering, to learning supervised and self-supervised representations from data, and finally, to what comes next, which involves leveraging foundational models in some capacity for sensor-based HAR, and other related applications.

REFERENCES

- [1] Alireza Abedin, S Hamid Rezatofighi, Qinfeng Shi, and Damith C Ranasinghe. 2019. SparseSense: human activity recognition from highly sparse sensor data-streams using set-based neural networks. In *International Joint Conference on Artificial Intelligence 2019*. Association for the Advancement of Artificial Intelligence (AAAI), 5780–5786.
- [2] Josh Achiam, Steven Adler, Sandhini Agarwal, Lama Ahmad, Ilge Akkaya, Florencia Leoni Aleman, Diogo Almeida, Janko Altmenschmidt, Sam Altman, Shyamal Anadkat, et al. 2023. Gpt-4 technical report. *arXiv preprint arXiv:2303.08774* (2023).
- [3] Abrar Ahmed, Harish Haresamudram, and Thomas Ploetz. 2022. Clustering of human activities from wearables by adopting nearest neighbors. In *Proceedings of the 2022 ACM International Symposium on Wearable Computers*. 1–5.
- [4] Abdul Fatir Ansari, Lorenzo Stella, Caner Turkmen, Xiyuan Zhang, Pedro Mercado, Huibin Shen, Oleksandr Shchur, Syama Sundar Rangapuram, Sebastian Pineda Arango, Shubham Kapoor, et al. 2024. Chronos: Learning the language of time series. *arXiv preprint arXiv:2403.07815* (2024).
- [5] Luca Arrotta, Claudio Bettini, Gabriele Civitarese, and Michele Fiori. 2024. ContextGPT: Infusing LLMs Knowledge into Neuro-Symbolic Activity Recognition Models. *arXiv preprint arXiv:2403.06586* (2024).
- [6] Philip Bachman, R Devon Hjelm, and William Buchwalter. 2019. Learning representations by maximizing mutual information across views. In *Advances in Neural Information Processing Systems*. 15535–15545.

- [7] Gernot Bahle, Agnes Gruenerbl, Paul Lukowicz, Enrico Bignotti, Mattia Zeni, and Fausto Giunchiglia. 2014. Recognizing hospital care activities with a coat pocket worn smartphone. In *6th International Conference on Mobile Computing, Applications and Services*. IEEE, 175–181.
- [8] Jinze Bai, Shuai Bai, Shusheng Yang, Shijie Wang, Sinan Tan, Peng Wang, Junyang Lin, Chang Zhou, and Jingren Zhou. 2023. Qwen-vl: A frontier large vision-language model with versatile abilities. *arXiv preprint arXiv:2308.12966* (2023).
- [9] Lei Bai, Lina Yao, Xianzhi Wang, Salil S Kanhere, Bin Guo, and Zhiwen Yu. 2020. Adversarial multi-view networks for activity recognition. *Proceedings of the ACM on Interactive, Mobile, Wearable and Ubiquitous Technologies* 4, 2 (2020), 1–22.
- [10] Sukarna Barua, Md Monirul Islam, Xin Yao, and Kazuyuki Murase. 2012. MWMOTE—majority weighted minority oversampling technique for imbalanced data set learning. *IEEE Transactions on knowledge and data engineering* 26, 2 (2012), 405–425.
- [11] Kevin Baum, Joanna Bryson, Frank Dignum, Virginia Dignum, Marko Grobelnik, Holger Hoos, Morten Irgens, Paul Lukowicz, Cateljine Muller, Francesca Rossi, et al. 2023. From fear to action: AI governance and opportunities for all. *Frontiers in Computer Science* 5 (2023), 1210421.
- [12] Suzanna Becker and Geoffrey E Hinton. 1992. Self-organizing neural network that discovers surfaces in random-dot stereograms. *Nature* 355, 6356 (1992), 161–163.
- [13] Hymalai Bello, Daniel Geißler, Sungho Suh, Bo Zhou, and Paul Lukowicz. 2024. TSAK: Two-Stage Semantic-Aware Knowledge Distillation for Efficient Wearable Modality and Model Optimization in Manufacturing Lines. *arXiv preprint arXiv:2408.14146* (2024).
- [14] Lucas Beyer, Andreas Steiner, André Susano Pinto, Alexander Kolesnikov, Xiao Wang, Daniel Salz, Maxim Neumann, Ibrahim Alabdulmohsin, Michael Tschannen, Emanuele Bugliarello, et al. 2024. Paligemma: A versatile 3b vlm for transfer. *arXiv preprint arXiv:2407.07726* (2024).
- [15] Aaron F Bobick. 1997. Movement, activity and action: the role of knowledge in the perception of motion. *Philosophical Transactions of the Royal Society of London. Series B: Biological Sciences* 352, 1358 (1997), 1257–1265.
- [16] Marius Bock, Alexander Hölzemann, Michael Moeller, and Kristof Van Laerhoven. 2021. Improving deep learning for HAR with shallow LSTMs. In *Proceedings of the 2021 ACM International Symposium on Wearable Computers*. 7–12.
- [17] Sudershan Boovaraghavan, Prasoon Patidar, and Yuvraj Agarwal. 2023. TAO: Context Detection from Daily Activity Patterns Using Temporal Analysis and Ontology. *Proceedings of the ACM on Interactive, Mobile, Wearable and Ubiquitous Technologies* 7, 3 (2023), 1–32.
- [18] Jane Bromley, Isabelle Guyon, Yann LeCun, Eduard Säckinger, and Roopak Shah. 1993. Signature verification using a "siamese" time delay neural network. *Advances in neural information processing systems* 6 (1993).
- [19] Andreas Bulling, Ulf Blanke, and Bernt Schiele. 2014. A tutorial on human activity recognition using body-worn inertial sensors. *ACM Computing Surveys (CSUR)* 46, 3 (2014), 1–33.
- [20] Keyan Cao and Mingrui Wang. 2023. Human behavior recognition based on sparse transformer with channel attention mechanism. *Frontiers in Physiology* 14 (2023), 1239453.
- [21] Ricardo Chavarriaga, Hesam Sagha, Alberto Calatroni, Sundara Tejaswi Digumarti, Gerhard Tröster, José del R Millán, and Daniel Roggen. 2013. The Opportunity challenge: A benchmark database for on-body sensor-based activity recognition. *Pattern Recognition Letters* 34, 15 (2013), 2033–2042.
- [22] Nitesh V Chawla, Kevin W Bowyer, Lawrence O Hall, and W Philip Kegelmeyer. 2002. SMOTE: synthetic minority over-sampling technique. *Journal of artificial intelligence research* 16 (2002), 321–357.
- [23] Liming Chen and Chris Nugent. 2009. Ontology-based activity recognition in intelligent pervasive environments. *International Journal of Web Information Systems* 5, 4 (2009), 410–430.
- [24] Ling Chen, Yi Zhang, and Liangying Peng. 2020. Metier: A deep multi-task learning based activity and user recognition model using wearable sensors. *Proceedings of the ACM on Interactive, Mobile, Wearable and Ubiquitous Technologies* 4, 1 (2020), 1–18.
- [25] Ting Chen, Simon Kornblith, Mohammad Norouzi, and Geoffrey Hinton. 2020. A simple framework for contrastive learning of visual representations. In *International conference on machine learning*. PMLR, 1597–1607.
- [26] Xi Chen, Julien Cumin, Fano Ramparany, and Dominique Vaufraydaz. 2024. Towards LLM-Powered Ambient Sensor Based Multi-Person Human Activity Recognition. *arXiv preprint arXiv:2407.09529* (2024).
- [27] Xinlei Chen, Haoqi Fan, Ross Girshick, and Kaiming He. 2020. Improved baselines with momentum contrastive learning. *arXiv preprint arXiv:2003.04297* (2020).
- [28] Xinlei Chen and Kaiming He. 2021. Exploring simple siamese representation learning. In *Proceedings of the IEEE/CVF conference on computer vision and pattern recognition*. 15750–15758.
- [29] Dongzhou Cheng, Lei Zhang, Can Bu, Hao Wu, and Aiguo Song. 2023. Learning hierarchical time series data augmentation invariances via contrastive supervision for human activity recognition. *Knowledge-Based Systems* (2023), 110789.
- [30] Hyeonju Choi, Apoorva Beedu, and Irfan Essa. 2023. Multimodal contrastive learning with hard negative sampling for human activity recognition. *arXiv preprint arXiv:2309.01262* (2023).
- [31] Maximilian Christ, Nils Braun, Julius Neuffer, and Andreas W Kempa-Liehr. 2018. Time series feature extraction on basis of scalable hypothesis tests (tsfresh—a python package). *Neurocomputing* 307 (2018), 72–77.

- [32] Seungeun Chung, Jiyouon Lim, Kyoung Ju Noh, Gague Kim, and Hyuntae Jeong. 2019. Sensor data acquisition and multimodal sensor fusion for human activity recognition using deep learning. *Sensors* 19, 7 (2019), 1716.
- [33] Mathias Ciliberto, Vitor Fortes Rey, Alberto Calatroni, Paul Lukowicz, and Daniel Roggen. 2021. Opportunity++: A multimodal dataset for video-and wearable, object and ambient sensors-based human activity recognition. *Frontiers in Computer Science* 3 (2021), 792065.
- [34] Gabriele Civitarese, Michele Fiori, Priyanka Choudhary, and Claudio Bettini. 2024. Large Language Models are Zero-Shot Recognizers for Activities of Daily Living. *arXiv preprint arXiv:2407.01238* (2024).
- [35] Xiaodong Cui, Vaibhava Goel, and Brian Kingsbury. 2015. Data augmentation for deep neural network acoustic modeling. *IEEE/ACM Transactions on Audio, Speech, and Language Processing* 23, 9 (2015), 1469–1477.
- [36] Abhimanyu Das, Weihao Kong, Rajat Sen, and Yichen Zhou. 2023. A decoder-only foundation model for time-series forecasting. *arXiv preprint arXiv:2310.10688* (2023).
- [37] Shohreh Deldari, Daniel V Smith, Hao Xue, and Flora D Salim. 2021. Time series change point detection with self-supervised contrastive predictive coding. In *Proceedings of the Web Conference 2021*. 3124–3135.
- [38] Shohreh Deldari, Hao Xue, Aaqib Saeed, Daniel V Smith, and Flora D Salim. 2022. Cocoa: Cross modality contrastive learning for sensor data. *Proceedings of the ACM on Interactive, Mobile, Wearable and Ubiquitous Technologies* 6, 3 (2022), 1–28.
- [39] Jacob Devlin, Ming-Wei Chang, Kenton Lee, and Kristina Toutanova. 2018. Bert: Pre-training of deep bidirectional transformers for language understanding. *arXiv preprint arXiv:1810.04805* (2018).
- [40] Prafulla Dhariwal and Alexander Nichol. 2021. Diffusion Models Beat GANs on Image Synthesis. In *Advances in Neural Information Processing Systems*, M. Ranzato, A. Beygelzimer, Y. Dauphin, P.S. Liang, and J. Wortman Vaughan (Eds.), Vol. 34. Curran Associates, Inc., 8780–8794. https://proceedings.neurips.cc/paper_files/paper/2021/file/49ad23d1ec9fa4bd8d77d02681df5cfa-Paper.pdf
- [41] Sourish Gunesh Dhekane, Harish Haresamudram, Megha Thukral, and Thomas Plötz. 2023. How Much Unlabeled Data is Really Needed for Effective Self-Supervised Human Activity Recognition?. In *Proceedings of the 2023 ACM International Symposium on Wearable Computers*. 66–70.
- [42] Vipula Dissanayake, Sachith Seneviratne, Rajib Rana, Elliott Wen, Tharindu Kaluarachchi, and Suranga Nanayakkara. 2022. Sigrep: Toward robust wearable emotion recognition with contrastive representation learning. *IEEE Access* 10 (2022), 18105–18120.
- [43] Tim Dockhorn, Arash Vahdat, and Karsten Kreis. 2022. Genie: Higher-order denoising diffusion solvers. *Advances in Neural Information Processing Systems* 35 (2022), 30150–30166.
- [44] Aiden Doherty, Dan Jackson, Nils Hammerla, Thomas Plötz, Patrick Olivier, Malcolm H Granat, Tom White, Vincent T Van Hees, Michael I Trenell, Christopher G Owen, et al. 2017. Large scale population assessment of physical activity using wrist worn accelerometers: the UK biobank study. *PLoS one* 12, 2 (2017), e0169649.
- [45] Alexey Dosovitskiy, Lucas Beyer, Alexander Kolesnikov, Dirk Weissenborn, Xiaohua Zhai, Thomas Unterthiner, Mostafa Dehghani, Matthias Minderer, Georg Heigold, Sylvain Gelly, et al. 2020. An image is worth 16x16 words: Transformers for image recognition at scale. *arXiv preprint arXiv:2010.11929* (2020).
- [46] Peter Dürking, Jana Strahler, André Forster, Birgit Wallmann-Sperlich, and Billy Sperlich. 2024. Smartwatch step counting: impact on daily step-count estimation accuracy. *Frontiers in Digital Health* 6 (2024).
- [47] Debidatta Dwibedi, Ishan Misra, and Martial Hebert. 2017. Cut, paste and learn: Surprisingly easy synthesis for instance detection. In *Proceedings of the IEEE international conference on computer vision*. 1301–1310.
- [48] Benjamin Elizalde, Soham Deshmukh, Mahmoud Al Ismail, and Huaming Wang. 2023. Clap learning audio concepts from natural language supervision. In *ICASSP 2023-2023 IEEE International Conference on Acoustics, Speech and Signal Processing (ICASSP)*. IEEE, 1–5.
- [49] Angela Fan, Beliz Gokkaya, Mark Harman, Mitya Lyubarskiy, Shubho Sengupta, Shin Yoo, and Jie M Zhang. 2023. Large language models for software engineering: Survey and open problems. In *2023 IEEE/ACM International Conference on Software Engineering: Future of Software Engineering (ICSE-FoSE)*. IEEE, 31–53.
- [50] Lijie Fan, Dilip Krishnan, Phillip Isola, Dina Katabi, and Yonglong Tian. 2023. Improving CLIP Training with Language Rewrites. *arXiv preprint arXiv:2305.20088* (2023).
- [51] Emilio Ferrara. 2024. Large Language Models for Wearable Sensor-Based Human Activity Recognition, Health Monitoring, and Behavioral Modeling: A Survey of Early Trends, Datasets, and Challenges. *Sensors* 24, 15 (2024), 5045.
- [52] Davide Figo, Pedro C Diniz, Diogo R Ferreira, and Joao MP Cardoso. 2010. Preprocessing techniques for context recognition from accelerometer data. *Personal and Ubiquitous Computing* 14 (2010), 645–662.
- [53] Vitor Fortes Rey, Kamalveer Kaur Garewal, and Paul Lukowicz. 2021. Translating videos into synthetic training data for wearable sensor-based activity recognition systems using residual deep convolutional networks. *Applied Sciences* 11, 7 (2021), 3094.
- [54] Vitor Fortes Rey, Sungho Suh, and Paul Lukowicz. 2022. Learning from the Best: Contrastive Representations Learning Across Sensor Locations for Wearable Activity Recognition. In *Proceedings of the 2022 ACM International Symposium on Wearable Computers*. 28–32.
- [55] Wenbin Gao, Lei Zhang, Qi Teng, Jun He, and Hao Wu. 2021. DanHAR: Dual attention network for multimodal human activity recognition using wearable sensors. *Applied Soft Computing* 111 (2021), 107728.
- [56] Ziqi Gao, Yuntao Wang, Jianguo Chen, Junliang Xing, Shwetak Patel, Xin Liu, and Yuanchun Shi. 2023. MMTSA: Multi-Modal Temporal Segment Attention Network for Efficient Human Activity Recognition. *Proceedings of the ACM on Interactive, Mobile, Wearable and*

- Ubiquitous Technologies* 7, 3 (2023), 1–26.
- [57] Spyros Gidaris, Andrei Bursuc, Jean-Baptiste Alayrac, Adrià Recasens, Mathilde Caron, Olivier Hénaff, Aäron van den Oord, and Relja Arandjelović. 2021. CVPR 2021 Tutorial on Self-Supervised Representation Learning – gidariss.github.io. <https://gidariss.github.io/self-supervised-learning-cvpr2021/>. [Accessed 28-10-2024].
- [58] Rohit Girdhar, Alaaeldin El-Nouby, Zhuang Liu, Mannat Singh, Kalyan Vasudev Alwala, Armand Joulin, and Ishan Misra. 2023. Imagebind: One embedding space to bind them all. In *Proceedings of the IEEE/CVF Conference on Computer Vision and Pattern Recognition*. 15180–15190.
- [59] Shansan Gong, Mukai Li, Jiangtao Feng, Zhiyong Wu, and Lingpeng Kong. 2023. DiffuSeq: Sequence to Sequence Text Generation with Diffusion Models. In *The Eleventh International Conference on Learning Representations*. https://openreview.net/forum?id=jQj-_rLVXsj
- [60] Ian Goodfellow, Yoshua Bengio, and Aaron Courville. 2016. *Deep Learning*. MIT Press. <http://www.deeplearningbook.org>.
- [61] Mononito Goswami, Konrad Szafer, Arjun Choudhry, Yifu Cai, Shuo Li, and Artur Dubrawski. 2024. Moment: A family of open time-series foundation models. *arXiv preprint arXiv:2402.03885* (2024).
- [62] Kristen Grauman, Andrew Westbury, Eugene Byrne, Zachary Chavis, Antonino Furnari, Rohit Girdhar, Jackson Hamburger, Hao Jiang, Miao Liu, Xingyu Liu, et al. 2022. Ego4d: Around the world in 3,000 hours of egocentric video. In *Proceedings of the IEEE/CVF Conference on Computer Vision and Pattern Recognition*. 18995–19012.
- [63] Jean-Bastien Grill, Florian Strub, Florent Altché, Corentin Tallec, Pierre Richemond, Elena Buchatskaya, Carl Doersch, Bernardo Avila Pires, Zhaohan Guo, Mohammad Gheshlaghi Azar, et al. 2020. Bootstrap your own latent-a new approach to self-supervised learning. *Advances in neural information processing systems* 33 (2020), 21271–21284.
- [64] Shuyang Gu, Dong Chen, Jianmin Bao, Fang Wen, Bo Zhang, Dongdong Chen, Lu Yuan, and Baining Guo. 2022. Vector quantized diffusion model for text-to-image synthesis. In *Proceedings of the IEEE/CVF Conference on Computer Vision and Pattern Recognition*. 10696–10706.
- [65] Yu Guan and Thomas Plötz. 2017. Ensembles of deep lstm learners for activity recognition using wearables. *Proceedings of the ACM on interactive, mobile, wearable and ubiquitous technologies* 1, 2 (2017), 1–28.
- [66] Andrey Guzhov, Federico Raue, Jörn Hees, and Andreas Dengel. 2022. Audioclip: Extending clip to image, text and audio. In *ICASSP 2022-2022 IEEE International Conference on Acoustics, Speech and Signal Processing (ICASSP)*. IEEE, 976–980.
- [67] Nils Y Hammerla, Shane Halloran, and Thomas Plötz. 2016. Deep, convolutional, and recurrent models for human activity recognition using wearables. *arXiv preprint arXiv:1604.08880* (2016).
- [68] Nils Y Hammerla, Reuben Kirkham, Peter Andras, and Thomas Ploetz. 2013. On preserving statistical characteristics of accelerometry data using their empirical cumulative distribution. In *Proceedings of the 2013 international symposium on wearable computers*. 65–68.
- [69] Nils Y Hammerla and Thomas Plötz. 2015. Let’s (not) stick together: pairwise similarity biases cross-validation in activity recognition. In *Proceedings of the 2015 ACM international joint conference on pervasive and ubiquitous computing*. 1041–1051.
- [70] Yujiao Hao, Xijian Lou, Boyu Wang, and Rong Zheng. 2022. Cromosim: A deep learning-based cross-modality inertial measurement simulator. *IEEE Transactions on Mobile Computing* 23, 1 (2022), 302–312.
- [71] Jeff Z HaoChen, Colin Wei, Adrien Gaidon, and Tengyu Ma. 2021. Provable guarantees for self-supervised deep learning with spectral contrastive loss. *Advances in Neural Information Processing Systems* 34 (2021), 5000–5011.
- [72] Harish Haresamudram, David V Anderson, and Thomas Plötz. 2019. On the role of features in human activity recognition. In *Proceedings of the 23rd International Symposium on Wearable Computers*. 78–88.
- [73] Harish Haresamudram, Apoorva Beedu, Varun Agrawal, Patrick L Grady, Irfan Essa, Judy Hoffman, and Thomas Plötz. 2020. Masked reconstruction based self-supervision for human activity recognition. In *Proceedings of the 2020 International Symposium on Wearable Computers*. 45–49.
- [74] Harish Haresamudram, Apoorva Beedu, Mashfiqui Rabbi, Sankalita Saha, Irfan Essa, and Thomas Ploetz. 2024. Limitations in Employing Natural Language Supervision for Sensor-Based Human Activity Recognition—And Ways to Overcome Them. *arXiv preprint arXiv:2408.12023* (2024).
- [75] Harish Haresamudram, Irfan Essa, and Thomas Ploetz. 2024. Towards Learning Discrete Representations via Self-Supervision for Wearables-Based Human Activity Recognition. *Sensors* 24, 4 (2024), 1238.
- [76] Harish Haresamudram, Irfan Essa, and Thomas Plötz. 2021. Contrastive predictive coding for human activity recognition. *Proceedings of the ACM on Interactive, Mobile, Wearable and Ubiquitous Technologies* 5, 2 (2021), 1–26.
- [77] Harish Haresamudram, Irfan Essa, and Thomas Plötz. 2022. Assessing the state of self-supervised human activity recognition using wearables. *Proceedings of the ACM on Interactive, Mobile, Wearable and Ubiquitous Technologies* 6, 3 (2022), 1–47.
- [78] Harish Haresamudram, Irfan Essa, and Thomas Plötz. 2023. Investigating enhancements to contrastive predictive coding for human activity recognition. In *2023 IEEE International Conference on Pervasive Computing and Communications (PerCom)*. IEEE, 232–241.
- [79] Kaiming He, Xinlei Chen, Saining Xie, Yanghao Li, Piotr Dollár, and Ross Girshick. 2022. Masked autoencoders are scalable vision learners. In *Proceedings of the IEEE/CVF conference on computer vision and pattern recognition*. 16000–16009.
- [80] Shruthi Kashinath Hiremath and Thomas Ploetz. 2021. On the role of context length for feature extraction and sequence modeling in human activity recognition. In *Proceedings of the 2021 ACM International Symposium on Wearable Computers*. 13–17.

- [81] Jonathan Ho, Ajay Jain, and Pieter Abbeel. 2020. Denoising Diffusion Probabilistic Models. In *Advances in Neural Information Processing Systems*, H. Larochelle, M. Ranzato, R. Hadsell, M.F. Balcan, and H. Lin (Eds.), Vol. 33. Curran Associates, Inc., 6840–6851. https://proceedings.neurips.cc/paper_files/paper/2020/file/4c5bfc8584af0d967f1ab10179ca4b-Paper.pdf
- [82] Jonathan Ho, Tim Salimans, Alexey Gritsenko, William Chan, Mohammad Norouzi, and David J. Fleet. 2022. Video Diffusion Models. *ArXiv abs/2204.03458* (2022).
- [83] S Hochreiter and J Schmidhuber. 1997. Long Short-term Memory. *Neural Computation MIT-Press* (1997).
- [84] Zhiqing Hong, Zelong Li, Shuxin Zhong, Wenjun Lyu, Haotian Wang, Yi Ding, Tian He, and Desheng Zhang. 2024. CrossHAR: Generalizing Cross-dataset Human Activity Recognition via Hierarchical Self-Supervised Pretraining. *Proceedings of the ACM on Interactive, Mobile, Wearable and Ubiquitous Technologies* 8, 2 (2024), 1–26.
- [85] Aritra Hota, Soumyajit Chatterjee, and Sandip Chakraborty. 2024. Evaluating Large Language Models as Virtual Annotators for Time-series Physical Sensing Data. *arXiv preprint arXiv:2403.01133* (2024).
- [86] Yifan Hu. 2023. BSDGAN: Balancing Sensor Data Generative Adversarial Networks for Human Activity Recognition. In *2023 International Joint Conference on Neural Networks (IJCNN)*. IEEE, 1–8.
- [87] Po-Yao Huang, Hu Xu, Juncheng Li, Alexei Baevski, Michael Auli, Wojciech Galuba, Florian Metze, and Christoph Feichtenhofer. 2022. Masked autoencoders that listen. *Advances in Neural Information Processing Systems* 35 (2022), 28708–28720.
- [88] Sheikh Asif Imran, Mohammad Nur Hossain Khan, Subrata Biswas, and Bashima Islam. 2024. LLaSA: Large Multimodal Agent for Human Activity Analysis Through Wearable Sensors. *arXiv preprint arXiv:2406.14498* (2024).
- [89] Yash Jain, Chi Ian Tang, Chulhong Min, Fahim Kawsar, and Akhil Mathur. 2022. ColloSSL: Collaborative Self-Supervised Learning for Human Activity Recognition. *Proceedings of the ACM on Interactive, Mobile, Wearable and Ubiquitous Technologies* 6, 1 (2022), 1–28.
- [90] Chi Yoon Jeong, Hyung Cheol Shin, and Mooseop Kim. 2021. Sensor-data augmentation for human activity recognition with time-warping and data masking. *Multimedia Tools and Applications* 80 (2021), 20991–21009.
- [91] Albert Q Jiang, Alexandre Sablayrolles, Arthur Mensch, Chris Bamford, Devendra Singh Chaplot, Diego de las Casas, Florian Bressand, Gianna Lengyel, Guillaume Lample, Lucile Saulnier, et al. 2023. Mistral 7B. *arXiv preprint arXiv:2310.06825* (2023).
- [92] Biao Jiang, Xin Chen, Wen Liu, Jingyi Yu, Gang Yu, and Tao Chen. 2023. Motiongpt: Human motion as a foreign language. *Advances in Neural Information Processing Systems* 36 (2023), 20067–20079.
- [93] Yanran Jiang, Peter Malliaras, Bernard Chen, and Dana Kulić. 2021. Model-based data augmentation for user-independent fatigue estimation. *Computers in Biology and Medicine* 137 (2021), 104839.
- [94] Alexia Jolicœur-Martineau, Rémi Piché-Taillefer, Ioannis Mitliagkas, and Remi Tachet des Combes. 2020. Adversarial score matching and improved sampling for image generation. In *International Conference on Learning Representations*.
- [95] Gerasimos Kalouris, Evangelia I Zacharaki, and Vasileios Megalooikonomou. 2019. Improving CNN-based activity recognition by data augmentation and transfer learning. In *2019 IEEE 17th International Conference on Industrial Informatics (INDIN)*, Vol. 1. IEEE, 1387–1394.
- [96] Cholmin Kang, Hyunwoo Jung, and Youngki Lee. 2019. Towards machine learning with zero real-world data. In *The 5th ACM Workshop on Wearable Systems and Applications*. 41–46.
- [97] Hua Kang, Qianyi Huang, and Qian Zhang. 2022. Augmented adversarial learning for human activity recognition with partial sensor sets. *Proceedings of the ACM on Interactive, Mobile, Wearable and Ubiquitous Technologies* 6, 3 (2022), 1–30.
- [98] Mooseop Kim and Chi Yoon Jeong. 2021. Label-preserving data augmentation for mobile sensor data. *Multidimensional Systems and Signal Processing* 32, 1 (2021), 115–129.
- [99] Zhifeng Kong, Wei Ping, Jiaji Huang, Kexin Zhao, and Bryan Catanzaro. 2021. DiffWave: A Versatile Diffusion Model for Audio Synthesis. In *International Conference on Learning Representations*. <https://openreview.net/forum?id=a-xFK8Ymz5J>
- [100] Matthias Kranz, Andreas Möller, Nils Hammerla, Stefan Diewald, Thomas Plötz, Patrick Olivier, and Luis Roalter. 2013. The mobile fitness coach: Towards individualized skill assessment using personalized mobile devices. *Pervasive and Mobile Computing* 9, 2 (2013), 203–215.
- [101] Alex Krizhevsky, Ilya Sutskever, and Geoffrey E Hinton. 2012. Imagenet classification with deep convolutional neural networks. *Advances in neural information processing systems* 25 (2012).
- [102] Hyeokhyen Kwon, Gregory D Abowd, and Thomas Plötz. 2018. Adding structural characteristics to distribution-based accelerometer representations for activity recognition using wearables. In *Proceedings of the 2018 ACM international symposium on wearable computers*. 72–75.
- [103] Hyeokhyen Kwon, Gregory D Abowd, and Thomas Plötz. 2021. Complex deep neural networks from large scale virtual imu data for effective human activity recognition using wearables. *Sensors* 21, 24 (2021), 8337.
- [104] Hyeokhyen Kwon, Catherine Tong, Harish Haresamudram, Yan Gao, Gregory D Abowd, Nicholas D Lane, and Thomas Ploetz. 2020. IMUTube: Automatic extraction of virtual on-body accelerometry from video for human activity recognition. *Proceedings of the ACM on Interactive, Mobile, Wearable and Ubiquitous Technologies* 4, 3 (2020), 1–29.
- [105] Hyeokhyen Kwon, Bingyao Wang, Gregory D Abowd, and Thomas Plötz. 2021. Approaching the Real-World: Supporting Activity Recognition Training with Virtual IMU Data. *Proceedings of the ACM on Interactive, Mobile, Wearable and Ubiquitous Technologies* 5, 3

- (2021), 1–32.
- [106] Cassim Ladha, Nils Y Hammerla, Patrick Olivier, and Thomas Plötz. 2013. ClimbAX: skill assessment for climbing enthusiasts. In *Proceedings of the 2013 ACM international joint conference on Pervasive and ubiquitous computing*. 235–244.
- [107] Oscar D Lara and Miguel A Labrador. 2012. A survey on human activity recognition using wearable sensors. *IEEE communications surveys & tutorials* 15, 3 (2012), 1192–1209.
- [108] Yann LeCun, Yoshua Bengio, and Geoffrey Hinton. 2015. Deep learning. *nature* 521, 7553 (2015), 436–444.
- [109] Clayton Frederick Souza Leite and Yu Xiao. 2020. Improving cross-subject activity recognition via adversarial learning. *IEEE Access* 8 (2020), 90542–90554.
- [110] Zikang Leng, Amitrajit Bhattacharjee, Hrudhai Rajasekhar, Lizhe Zhang, Elizabeth Bruda, Hyeokhyen Kwon, and Thomas Plötz. 2024. Imugpt 2.0: Language-based cross modality transfer for sensor-based human activity recognition. *Proceedings of the ACM on Interactive, Mobile, Wearable and Ubiquitous Technologies* 8, 3 (2024), 1–32.
- [111] Zikang Leng, Hyeokhyen Kwon, and Thomas Plötz. 2023. Generating virtual on-body accelerometer data from virtual textual descriptions for human activity recognition. In *Proceedings of the 2023 ACM International Symposium on Wearable Computers*. 39–43.
- [112] Hong Li, Gregory D Abowd, and Thomas Plötz. 2018. On specialized window lengths and detector based human activity recognition. In *Proceedings of the 2018 ACM international symposium on wearable computers*. 68–71.
- [113] Xi’ang Li, Jinqi Luo, and Rabih Younes. 2020. ActivityGAN: Generative adversarial networks for data augmentation in sensor-based human activity recognition. In *Adjunct Proceedings of the 2020 ACM International Joint Conference on Pervasive and Ubiquitous Computing and Proceedings of the 2020 ACM International Symposium on Wearable Computers*. 249–254.
- [114] Zechen Li, Shohreh Deldari, Linyao Chen, Hao Xue, and Flora D Salim. 2024. SensorLLM: Aligning Large Language Models with Motion Sensors for Human Activity Recognition. *arXiv preprint arXiv:2410.10624* (2024).
- [115] Lin Liao, Dieter Fox, and Henry Kautz. 2005. Location-based activity recognition. *Advances in neural information processing systems* 18 (2005).
- [116] Haotian Liu, Chunyuan Li, Yuheng Li, and Yong Jae Lee. 2024. Improved baselines with visual instruction tuning. In *Proceedings of the IEEE/CVF Conference on Computer Vision and Pattern Recognition*. 26296–26306.
- [117] Haotian Liu, Chunyuan Li, Qingyang Wu, and Yong Jae Lee. 2024. Visual instruction tuning. *Advances in neural information processing systems* 36 (2024).
- [118] Matthew Loper, Naureen Mahmood, Javier Romero, Gerard Pons-Moll, and Michael J Black. 2023. SMPL: A skinned multi-person linear model. In *Seminal Graphics Papers: Pushing the Boundaries, Volume 2*. 851–866.
- [119] Andreas Lugmayr, Martin Danelljan, Andres Romero, Fisher Yu, Radu Timofte, and Luc Van Gool. 2022. Repaint: Inpainting using denoising diffusion probabilistic models. In *Proceedings of the IEEE/CVF Conference on Computer Vision and Pattern Recognition*. 11461–11471.
- [120] Yiwei Ma, Guohai Xu, Xiaoshuai Sun, Ming Yan, Ji Zhang, and Rongrong Ji. 2022. X-clip: End-to-end multi-grained contrastive learning for video-text retrieval. In *Proceedings of the 30th ACM International Conference on Multimedia*. 638–647.
- [121] Kiran Maharana, Surajit Mondal, and Bhushankumar Nemade. 2022. A review: Data pre-processing and data augmentation techniques. *Global Transitions Proceedings* 3, 1 (2022), 91–99.
- [122] Saif Mahmud, M Tanjid Hasan Tonmoy, Kishor Kumar Bhaumik, AKM Mahbubur Rahman, M Ashraf Amin, Mohammad Shoyaib, Muhammad Asif Hossain Khan, and Amin Ahsan Ali. 2020. Human activity recognition from wearable sensor data using self-attention. In *ECAI 2020*. IOS Press, 1332–1339.
- [123] Mohammad Malekzadeh, Richard G Clegg, Andrea Cavallaro, and Hamed Haddadi. 2018. Protecting sensory data against sensitive inferences. In *Proceedings of the 1st Workshop on Privacy by Design in Distributed Systems*. 1–6.
- [124] Jenny Margarito, Rim Helaoui, Anna M Bianchi, Francesco Sartor, and Alberto G Bonomi. 2015. User-independent recognition of sports activities from a single wrist-worn accelerometer: A template-matching-based approach. *IEEE Transactions on Biomedical Engineering* 63, 4 (2015), 788–796.
- [125] Akhil Mathur, Tianlin Zhang, Sourav Bhattacharya, Petar Velickovic, Leonid Joffe, Nicholas D Lane, Fahim Kawsar, and Pietro Lió. 2018. Using deep data augmentation training to address software and hardware heterogeneities in wearable and smartphone sensing devices. In *2018 17th ACM/IEEE International Conference on Information Processing in Sensor Networks (IPSN)*. IEEE, 200–211.
- [126] Shenghuan Miao, Ling Chen, and Rong Hu. 2024. Spatial-Temporal Masked Autoencoder for Multi-Device Wearable Human Activity Recognition. *Proceedings of the ACM on Interactive, Mobile, Wearable and Ubiquitous Technologies* 7, 4 (2024), 1–25.
- [127] David Minnen, Irfan Essa, and Thad Starner. 2003. Expectation grammars: Leveraging high-level expectations for activity recognition. In *2003 IEEE Computer Society Conference on Computer Vision and Pattern Recognition, 2003. Proceedings.*, Vol. 2. IEEE, II–II.
- [128] Seungwhan Moon, Andrea Madotto, Zhaojiang Lin, Alireza Dirafzoon, Aparajita Saraf, Amy Bearman, and Babak Damavandi. 2022. Imu2clip: Multimodal contrastive learning for imu motion sensors from egocentric videos and text. *arXiv preprint arXiv:2210.14395* (2022).
- [129] Norman Mu, Alexander Kirillov, David Wagner, and Saining Xie. 2022. Slip: Self-supervision meets language-image pre-training. In *European conference on computer vision*. Springer, 529–544.

- [130] Vishvak S Murahari and Thomas Plötz. 2018. On attention models for human activity recognition. In *Proceedings of the 2018 ACM international symposium on wearable computers*. 100–103.
- [131] Loris Nanni, Gianluca Maguolo, and Michelangelo Paci. 2020. Data augmentation approaches for improving animal audio classification. *Ecological Informatics* 57 (2020), 101084.
- [132] Hien M Nguyen, Eric W Cooper, and Katsuari Kamei. 2011. Borderline over-sampling for imbalanced data classification. *International Journal of Knowledge Engineering and Soft Data Paradigms* 3, 1 (2011), 4–21.
- [133] Alexander Quinn Nichol and Prafulla Dhariwal. 2021. Improved denoising diffusion probabilistic models. In *International Conference on Machine Learning*. PMLR, 8162–8171.
- [134] Hiroki Ohashi, M Al-Nasser, Sheraz Ahmed, Takayuki Akiyama, Takuto Sato, Phong Nguyen, Katsuyuki Nakamura, and Andreas Dengel. 2017. Augmenting wearable sensor data with physical constraint for DNN-based human-action recognition. In *ICML 2017 times series workshop*. 6–11.
- [135] Kamsiriochukwu Ojiako and Katayoun Farrahi. 2023. MLPs Are All You Need for Human Activity Recognition. *Applied Sciences* 13, 20 (2023), 11154.
- [136] Aaron van den Oord, Yazhe Li, and Oriol Vinyals. 2018. Representation learning with contrastive predictive coding. *arXiv preprint arXiv:1807.03748* (2018).
- [137] Francisco Javier Ordóñez and Daniel Roggen. 2016. Deep convolutional and lstm recurrent neural networks for multimodal wearable activity recognition. *Sensors* 16, 1 (2016), 115.
- [138] Adam Paszke, Sam Gross, Francisco Massa, Adam Lerer, James Bradbury, Gregory Chanan, Trevor Killeen, Zeming Lin, Natalia Gimelshein, Luca Antiga, et al. 2019. Pytorch: An imperative style, high-performance deep learning library. *Advances in neural information processing systems* 32 (2019).
- [139] Deepak Pathak, Philipp Krahenbuhl, Jeff Donahue, Trevor Darrell, and Alexei A Efros. 2016. Context encoders: Feature learning by inpainting. In *Proceedings of the IEEE conference on computer vision and pattern recognition*. 2536–2544.
- [140] Donald J Patterson, Dieter Fox, Henry Kautz, and Matthai Philipose. 2005. Fine-grained activity recognition by aggregating abstract object usage. In *Ninth IEEE International Symposium on Wearable Computers (ISWC'05)*. IEEE, 44–51.
- [141] Mike Perkowitz, Matthai Philipose, Kenneth Fishkin, and Donald J Patterson. 2004. Mining models of human activities from the web. In *Proceedings of the 13th international conference on World Wide Web*. 573–582.
- [142] Chiara Plizzari, Marco Cannici, and Matteo Matteucci. 2021. Skeleton-based action recognition via spatial and temporal transformer networks. *Computer Vision and Image Understanding* 208 (2021), 103219.
- [143] Thomas Plötz. 2021. Applying machine learning for sensor data analysis in interactive systems: Common pitfalls of pragmatic use and ways to avoid them. *ACM Computing Surveys (CSUR)* 54, 6 (2021), 1–25.
- [144] Thomas Plötz. 2023. If only we had more data!: sensor-based human activity recognition in challenging scenarios. In *2023 IEEE International Conference on Pervasive Computing and Communications Workshops and other Affiliated Events (PerCom Workshops)*. IEEE, 565–570.
- [145] Thomas Plotz, Chen Chen, Nils Y Hammerla, and Gregory D Abowd. 2012. Automatic synchronization of wearable sensors and video-cameras for ground truth annotation—A practical approach. In *2012 16th international symposium on wearable computers*. IEEE, 100–103.
- [146] Thomas Plötz, Nils Y Hammerla, and Patrick L Olivier. 2011. Feature learning for activity recognition in ubiquitous computing. In *Twenty-second international joint conference on artificial intelligence*.
- [147] Thomas Plötz, Paula Moynihan, Cuong Pham, and Patrick Olivier. 2011. Activity recognition and healthier food preparation. *Activity Recognition in Pervasive Intelligent Environments* (2011), 313–329.
- [148] Hangwei Qian, Tian Tian, and Chunyan Miao. 2022. What Makes Good Contrastive Learning on Small-Scale Wearable-based Tasks? *arXiv preprint arXiv:2202.05998* (2022).
- [149] Sigal Raab, Inbal Leibovitch, Guy Tevet, Moab Arar, Amit H Bermano, and Daniel Cohen-Or. 2023. Single motion diffusion. *arXiv preprint arXiv:2302.05905* (2023).
- [150] Alec Radford, Jong Wook Kim, Chris Hallacy, Aditya Ramesh, Gabriel Goh, Sandhini Agarwal, Girish Sastry, Amanda Askell, Pamela Mishkin, Jack Clark, et al. 2021. Learning transferable visual models from natural language supervision. In *International conference on machine learning*. PMLR, 8748–8763.
- [151] Lala Shakti Swarup Ray, Bo Zhou, Sungho Suh, Lars Krupp, Vitor Fortes Rey, and Paul Lukowicz. 2024. Text me the data: Generating Ground Pressure Sequence from Textual Descriptions for HAR. In *2024 IEEE International Conference on Pervasive Computing and Communications Workshops and other Affiliated Events (PerCom Workshops)*. IEEE, 461–464.
- [152] Lala Shakti Swarup Ray, Bo Zhou, Sungho Suh, and Paul Lukowicz. 2023. Pressim: An end-to-end framework for dynamic ground pressure profile generation from monocular videos using physics-based 3d simulation. In *2023 IEEE International Conference on Pervasive Computing and Communications Workshops and other Affiliated Events (PerCom Workshops)*. IEEE, 484–489.
- [153] Vitor Fortes Rey, Kamalveer Kaur Garewal, and Paul Lukowicz. 2020. Yet it moves: Learning from generic motions to generate imu data from youtube videos. *arXiv preprint arXiv:2011.11600* (2020).

- [154] Vitor Fortes Rey, Peter Hevesi, Onorina Kovalenko, and Paul Lukowicz. 2019. Let there be IMU data: generating training data for wearable, motion sensor based activity recognition from monocular RGB videos. In *Adjunct proceedings of the 2019 ACM international joint conference on pervasive and ubiquitous computing and proceedings of the 2019 ACM international symposium on wearable computers*. 699–708.
- [155] Daniel Roggen, Alberto Calatroni, Mirco Rossi, Thomas Holleczeck, Kilian Förster, Gerhard Tröster, Paul Lukowicz, David Bannach, Gerald Pirkel, Alois Ferscha, et al. 2010. Collecting complex activity datasets in highly rich networked sensor environments. In *2010 Seventh international conference on networked sensing systems (INSS)*. IEEE, 233–240.
- [156] Robin Rombach, Andreas Blattmann, Dominik Lorenz, Patrick Esser, and Björn Ommer. 2022. High-resolution image synthesis with latent diffusion models. In *Proceedings of the IEEE/CVF conference on computer vision and pattern recognition*. 10684–10695.
- [157] Olaf Ronneberger, Philipp Fischer, and Thomas Brox. 2015. U-net: Convolutional networks for biomedical image segmentation. In *Medical Image Computing and Computer-Assisted Intervention—MICCAI 2015: 18th International Conference, Munich, Germany, October 5–9, 2015, Proceedings, Part III 18*. Springer, 234–241.
- [158] Aaqib Saeed, Tanir Ozecebi, and Johan Lukkien. 2019. Multi-task self-supervised learning for human activity detection. *Proceedings of the ACM on Interactive, Mobile, Wearable and Ubiquitous Technologies* 3, 2 (2019), 1–30.
- [159] Justin Salamon and Juan Pablo Bello. 2017. Deep convolutional neural networks and data augmentation for environmental sound classification. *IEEE Signal processing letters* 24, 3 (2017), 279–283.
- [160] K Sangeethalakshmi, U Preethi, S Pavithra, et al. 2023. Patient health monitoring system using IoT. *Materials Today: Proceedings* 80 (2023), 2228–2231.
- [161] Shuai Shao, Yu Guan, Bing Zhai, Paolo Missier, and Thomas Plötz. 2023. ConvBoost: Boosting ConvNets for sensor-based activity recognition. *Proceedings of the ACM on Interactive, Mobile, Wearable and Ubiquitous Technologies* 7, 2 (2023), 1–21.
- [162] Shuai Shao and Victor Sanchez. 2023. A study on diffusion modelling for sensor-based human activity recognition. In *2023 11th International Workshop on Biometrics and Forensics (IWBF)*. IEEE, 1–7.
- [163] Taoran Sheng and Manfred Huber. 2020. Weakly supervised multi-task representation learning for human activity analysis using wearables. *Proceedings of the ACM on Interactive, Mobile, Wearable and Ubiquitous Technologies* 4, 2 (2020), 1–18.
- [164] Connor Shorten and Taghi M Khoshgoftaar. 2019. A survey on image data augmentation for deep learning. *Journal of big data* 6, 1 (2019), 1–48.
- [165] Milyun Ni'ma Shoumi and Sozo Inoue. 2024. Leveraging the Large Language Model for Activity Recognition: A Comprehensive Review. *International Journal of Activity and Behavior Computing* 2024, 2 (2024), 1–27.
- [166] Davinder Pal Singh, Lala Shakti Swarup Ray, Bo Zhou, Sungho Suh, and Paul Lukowicz. 2024. A Novel Local-Global Feature Fusion Framework for Body-Weight Exercise Recognition with Pressure Mapping Sensors. In *ICASSP 2024–2024 IEEE International Conference on Acoustics, Speech and Signal Processing (ICASSP)*. IEEE, 6375–6379.
- [167] Jascha Sohl-Dickstein, Eric Weiss, Niru Maheswaranathan, and Surya Ganguli. 2015. Deep unsupervised learning using nonequilibrium thermodynamics. In *International conference on machine learning*. PMLR, 2256–2265.
- [168] Elnaz Soleimani and Ehsan Nazerfard. 2021. Cross-subject transfer learning in human activity recognition systems using generative adversarial networks. *Neurocomputing* 426 (2021), 26–34.
- [169] Jiaming Song, Chenlin Meng, and Stefano Ermon. 2021. Denoising Diffusion Implicit Models. In *International Conference on Learning Representations*. <https://openreview.net/forum?id=St1giarCHLP>
- [170] Yang Song, Jascha Sohl-Dickstein, Diederik P Kingma, Abhishek Kumar, Stefano Ermon, and Ben Poole. 2021. Score-Based Generative Modeling through Stochastic Differential Equations. In *International Conference on Learning Representations*.
- [171] Odongo Steven Eyobu and Dong Seog Han. 2018. Feature representation and data augmentation for human activity classification based on wearable IMU sensor data using a deep LSTM neural network. *Sensors* 18, 9 (2018), 2892.
- [172] Sungho Suh, Vitor Fortes Rey, Sizhen Bian, Yu-Chi Huang, Jože M Rožanec, Hooman Tavakoli Ghinani, Bo Zhou, and Paul Lukowicz. 2023. Worker Activity Recognition in Manufacturing Line Using Near-body Electric Field. *IEEE Internet of Things Journal* (2023).
- [173] Sungho Suh, Vitor Fortes Rey, and Paul Lukowicz. 2022. Adversarial deep feature extraction network for user independent human activity recognition. In *2022 IEEE International Conference on Pervasive Computing and Communications (PerCom)*. IEEE, 217–226.
- [174] Sungho Suh, Vitor Fortes Rey, and Paul Lukowicz. 2023. TASKED: Transformer-based Adversarial learning for human activity recognition using wearable sensors via Self-Knowledge Distillation. *Knowledge-Based Systems* 260 (2023), 110143.
- [175] Chi Ian Tang, Ignacio Perez-Pozuelo, Dimitris Spathis, Soren Brage, Nick Wareham, and Cecilia Mascolo. 2021. Selfhar: Improving human activity recognition through self-training with unlabeled data. *Proceedings of the ACM on interactive, mobile, wearable and ubiquitous technologies* 5, 1 (2021), 1–30.
- [176] Chi Ian Tang, Ignacio Perez-Pozuelo, Dimitris Spathis, and Cecilia Mascolo. 2020. Exploring contrastive learning in human activity recognition for healthcare. *arXiv preprint arXiv:2011.11542* (2020).
- [177] Jie Tang, Bin He, Junkai Xu, Tian Tan, Zhipeng Wang, Yanmin Zhou, and Shuo Jiang. 2024. Synthetic IMU datasets and protocols can simplify fall detection experiments and optimize sensor configuration. *IEEE transactions on neural systems and rehabilitation engineering* (2024).

- [178] Wenjin Tao, Ze-Hao Lai, Ming C Leu, and Zhaozheng Yin. 2018. Worker activity recognition in smart manufacturing using IMU and sEMG signals with convolutional neural networks. *Procedia Manufacturing* 26 (2018), 1159–1166.
- [179] Gemma Team, Thomas Mesnard, Cassidy Hardin, Robert Dadashi, Surya Bhupatiraju, Shreya Pathak, Laurent Sifre, Morgane Rivière, Mihir Sanjay Kale, Juliette Love, et al. 2024. Gemma: Open models based on gemini research and technology. *arXiv preprint arXiv:2403.08295* (2024).
- [180] Megha Thukral, Sourish Gunesh Dhekane, Shruthi K Hiremath, Harish Haresamudram, and Thomas Ploetz. 2024. Layout Agnostic Human Activity Recognition in Smart Homes through Textual Descriptions Of Sensor Triggers (TDOST). *arXiv preprint arXiv:2405.12368* (2024).
- [181] Megha Thukral, Harish Haresamudram, and Thomas Ploetz. 2023. Cross-domain har: Few shot transfer learning for human activity recognition. *arXiv preprint arXiv:2310.14390* (2023).
- [182] Hugo Touvron, Thibaut Lavril, Gautier Izacard, Xavier Martinet, Marie-Anne Lachaux, Timothée Lacroix, Baptiste Rozière, Naman Goyal, Eric Hambro, Faisal Azhar, et al. 2023. Llama: Open and efficient foundation language models. *arXiv preprint arXiv:2302.13971* (2023).
- [183] Lena Uhlenberg, Adrian Derungs, and Oliver Amft. 2023. Co-simulation of human digital twins and wearable inertial sensors to analyse gait event estimation. *Frontiers in Bioengineering and Biotechnology* 11 (2023), 1104000.
- [184] Terry T Um, Franz MJ Pfister, Daniel Pichler, Satoshi Endo, Muriel Lang, Sandra Hirche, Urban Fietzek, and Dana Kulić. 2017. Data augmentation of wearable sensor data for parkinson’s disease monitoring using convolutional neural networks. In *Proceedings of the 19th ACM international conference on multimodal interaction*. 216–220.
- [185] Ashish Vaswani, Noam Shazeer, Niki Parmar, Jakob Uszkoreit, Llion Jones, Aidan N Gomez, Łukasz Kaiser, and Illia Polosukhin. 2017. Attention is all you need. *Advances in neural information processing systems* 30 (2017).
- [186] Jiwei Wang, Yiqiang Chen, Yang Gu, Yunlong Xiao, and Haonan Pan. 2018. SensoryGANs: An effective generative adversarial framework for sensor-based human activity recognition. In *2018 International Joint Conference on Neural Networks (IJCNN)*. IEEE, 1–8.
- [187] Weihang Wang, Qingsong Lv, Wenmeng Yu, Wenyi Hong, Ji Qi, Yan Wang, Junhui Ji, Zhuoyi Yang, Lei Zhao, Xixuan Song, et al. 2023. Cogvlm: Visual expert for pretrained language models. *arXiv preprint arXiv:2311.03079* (2023).
- [188] Matthew Willetts, Sven Hollowell, Louis Aslett, Chris Holmes, and Aiden Doherty. 2018. Statistical machine learning of sleep and physical activity phenotypes from sensor data in 96,220 UK Biobank participants. *Scientific reports* 8, 1 (2018), 7961.
- [189] Ho-Hsiang Wu, Prem Seetharaman, Kundan Kumar, and Juan Pablo Bello. 2022. Wav2clip: Learning robust audio representations from clip. In *ICASSP 2022-2022 IEEE International Conference on Acoustics, Speech and Signal Processing (ICASSP)*. IEEE, 4563–4567.
- [190] Yusong Wu, Ke Chen, Tianyu Zhang, Yuchen Hui, Taylor Berg-Kirkpatrick, and Shlomo Dubnov. 2023. Large-scale contrastive language-audio pretraining with feature fusion and keyword-to-caption augmentation. In *ICASSP 2023-2023 IEEE International Conference on Acoustics, Speech and Signal Processing (ICASSP)*. IEEE, 1–5.
- [191] Chengshuo Xia and Yuta Sugiura. 2022. Virtual imu data augmentation by spring-joint model for motion exercises recognition without using real data. In *Proceedings of the 2022 ACM International Symposium on Wearable Computers*. 79–83.
- [192] Kang Xia, Wenzhong Li, Shiwei Gan, and Sanglu Lu. 2024. TS2ACT: Few-Shot Human Activity Sensing with Cross-Modal Co-Learning. *Proceedings of the ACM on Interactive, Mobile, Wearable and Ubiquitous Technologies* 7, 4 (2024), 1–22.
- [193] Fanyi Xiao, Ling Pei, Lei Chu, Danping Zou, Wenxian Yu, Yifan Zhu, and Tao Li. 2021. A deep learning method for complex human activity recognition using virtual wearable sensors. In *Spatial Data and Intelligence: First International Conference, SpatialDI 2020, Virtual Event, May 8–9, 2020, Proceedings 1*. Springer, 261–270.
- [194] Hu Xu, Gargi Ghosh, Po-Yao Huang, Dmytro Okhonko, Armen Aghajanyan, Florian Metzke, Luke Zettlemoyer, and Christoph Feichtenhofer. 2021. Videoclip: Contrastive pre-training for zero-shot video-text understanding. *arXiv preprint arXiv:2109.14084* (2021).
- [195] Huatao Xu, Pengfei Zhou, Rui Tan, Mo Li, and Guobin Shen. 2021. Limu-bert: Unleashing the potential of unlabeled data for imu sensing applications. In *Proceedings of the 19th ACM Conference on Embedded Networked Sensor Systems*. 220–233.
- [196] Minkai Xu, Lantao Yu, Yang Song, Chence Shi, Stefano Ermon, and Jian Tang. 2022. GeoDiff: A Geometric Diffusion Model for Molecular Conformation Generation. In *International Conference on Learning Representations*. <https://openreview.net/forum?id=PzcvxEMzvQC>
- [197] Xuhai Xu, Xin Liu, Han Zhang, Weichen Wang, Subigya Nepal, Yasaman Sefidgar, Woosuk Seo, Kevin S Kuehn, Jeremy F Huckins, Margaret E Morris, et al. 2023. GLOBEM: cross-dataset generalization of longitudinal human behavior modeling. *Proceedings of the ACM on Interactive, Mobile, Wearable and Ubiquitous Technologies* 6, 4 (2023), 1–34.
- [198] Katsu Yamane and Yoshihiko Nakamura. 2003. Natural motion animation through constraining and deconstraining at will. *IEEE Transactions on visualization and computer graphics* 9, 3 (2003), 352–360.
- [199] Jianwei Yang, Chunyuan Li, Pengchuan Zhang, Bin Xiao, Ce Liu, Lu Yuan, and Jianfeng Gao. 2022. Unified contrastive learning in image-text-label space. In *Proceedings of the IEEE/CVF Conference on Computer Vision and Pattern Recognition*. 19163–19173.
- [200] Xiaocheng Yang, Bingsen Chen, and Yik-Cheung Tam. 2024. Arithmetic Reasoning with LLM: Prolog Generation & Permutation. *arXiv preprint arXiv:2405.17893* (2024).
- [201] Shuocho Yao, Yiran Zhao, Huajie Shao, Chao Zhang, Aston Zhang, Shaohan Hu, Dongxin Liu, Shengzhong Liu, Lu Su, and Tarek Abdelzaher. 2018. Sensegan: Enabling deep learning for internet of things with a semi-supervised framework. *Proceedings of the ACM*

- on interactive, mobile, wearable and ubiquitous technologies* 2, 3 (2018), 1–21.
- [202] Jinsung Yoon, Daniel Jarrett, and Mihaela Van der Schaar. 2019. Time-series generative adversarial networks. *Advances in neural information processing systems* 32 (2019).
- [203] Alexander D Young, Martin J Ling, and Damal K Arvind. 2011. IMUSim: A simulation environment for inertial sensing algorithm design and evaluation. In *Proceedings of the 10th ACM/IEEE International Conference on Information Processing in Sensor Networks*. IEEE, 199–210.
- [204] Hang Yuan, Shing Chan, Andrew P Creagh, Catherine Tong, Aidan Acquah, David A Clifton, and Aiden Doherty. 2024. Self-supervised learning for human activity recognition using 700,000 person-days of wearable data. *NPJ digital medicine* 7, 1 (2024), 91.
- [205] Li Yuan, Francis EH Tay, Guilin Li, Tao Wang, and Jiashi Feng. 2020. Revisiting knowledge distillation via label smoothing regularization. In *Proceedings of the IEEE/CVF Conference on Computer Vision and Pattern Recognition*. 3903–3911.
- [206] Sangdoon Yun, Dongyoon Han, Seong Joon Oh, Sanghyuk Chun, Junsuk Choe, and Youngjoon Yoo. 2019. Cutmix: Regularization strategy to train strong classifiers with localizable features. In *Proceedings of the IEEE/CVF international conference on computer vision*. 6023–6032.
- [207] Ming Zeng, Haoxiang Gao, Tong Yu, Ole J Mengshoel, Helge Langseth, Ian Lane, and Xiaobing Liu. 2018. Understanding and improving recurrent networks for human activity recognition by continuous attention. In *Proceedings of the 2018 ACM international symposium on wearable computers*. 56–63.
- [208] Ming Zeng, Le T Nguyen, Bo Yu, Ole J Mengshoel, Jiang Zhu, Pang Wu, and Joy Zhang. 2014. Convolutional neural networks for human activity recognition using mobile sensors. In *6th international conference on mobile computing, applications and services*. IEEE, 197–205.
- [209] Jianrong Zhang, Yangsong Zhang, Xiaodong Cun, Yong Zhang, Hongwei Zhao, Hongtao Lu, Xi Shen, and Ying Shan. 2023. Generating human motion from textual descriptions with discrete representations. In *Proceedings of the IEEE/CVF conference on computer vision and pattern recognition*. 14730–14740.
- [210] Mingyuan Zhang, Zhongang Cai, Liang Pan, Fangzhou Hong, Xinying Guo, Lei Yang, and Ziwei Liu. 2022. Motiondiffuse: Text-driven human motion generation with diffusion model. *arXiv preprint arXiv:2208.15001* (2022).
- [211] Mingyuan Zhang, Xinying Guo, Liang Pan, Zhongang Cai, Fangzhou Hong, Huirong Li, Lei Yang, and Ziwei Liu. 2023. Remodiffuse: Retrieval-augmented motion diffusion model. In *Proceedings of the IEEE/CVF International Conference on Computer Vision*. 364–373.
- [212] Bo Zhou, Sungho Suh, Vitor Fortes Rey, Carlos Andres Velez Altamirano, and Paul Lukowicz. 2022. Quali-mat: Evaluating the quality of execution in body-weight exercises with a pressure sensitive sports mat. *Proceedings of the ACM on Interactive, Mobile, Wearable and Ubiquitous Technologies* 6, 2 (2022), 1–45.
- [213] Yexu Zhou, Tobias King, Haibin Zhao, Yiran Huang, Till Riedel, and Michael Beigl. 2024. MLP-HAR: Boosting Performance and Efficiency of HAR Models on Edge Devices with Purely Fully Connected Layers. In *Proceedings of the 2024 ACM International Symposium on Wearable Computers*. 133–139.
- [214] Yunjiao Zhou, Jianfei Yang, Han Zou, and Lihua Xie. 2023. Tent: Connect language models with iot sensors for zero-shot activity recognition. *arXiv preprint arXiv:2311.08245* (2023).
- [215] Yexu Zhou, Haibin Zhao, Yiran Huang, Till Riedel, Michael Hefenbrock, and Michael Beigl. 2022. Tinyhar: A lightweight deep learning model designed for human activity recognition. In *Proceedings of the 2022 ACM International Symposium on Wearable Computers*. 89–93.
- [216] Yexu Zhou, Haibin Zhao, Yiran Huang, Tobias Röddiger, Murat Kurnaz, Till Riedel, and Michael Beigl. 2024. AutoAugHAR: Automated Data Augmentation for Sensor-based Human Activity Recognition. *Proceedings of the ACM on Interactive, Mobile, Wearable and Ubiquitous Technologies* 8, 2 (2024), 1–27.
- [217] Si Zuo, Vitor Fortes Rey, Sungho Suh, Stephan Sigg, and Paul Lukowicz. 2023. Unsupervised Statistical Feature-Guided Diffusion Model for Sensor-based Human Activity Recognition. *arXiv preprint arXiv:2306.05285* (2023).

A WALK-THROUGH EXAMPLES OF SENSOR-BASED HUMAN ACTIVITY RECOGNITION

We split the tutorial into three modules, covering different types of representations used for recognizing activities:

- (1) Distribution-based features, i.e., ECDF [68] as an example of features used in traditional HAR;
- (2) Conv. classifier [77], to examine the performance of supervised Deep Learning; and
- (3) SimCLR [25, 176], for measuring the effectiveness of a highly effective self-supervised method.

In what follows, we present selected snippets of the code that accompanies our tutorial for the recognition of activities with these features, placing emphasis on the major steps rather than low-level details. The primary metric of evaluation is the mean (or unweighted) F1-score, as it is more resistant to class imbalance, which commonly occurs in wearable datasets [143].

Dataset: We utilize the *Motionsense dataset* [123]². We utilize *accelerometer data only*, to reduce the training times for the tutorial. Yet, the code can be easily extended to work with additional sensors such as gyroscopes.

Motionsense contains six locomotion-style activities from 24 participants, namely, walking downstairs, walking upstairs, walking, jogging, standing, and sitting. In Fig. 11 we visualize the class composition of the dataset, and note that some classes such as walking, standing, and sitting appear more frequently than others, thereby indicating the presence of class imbalance.

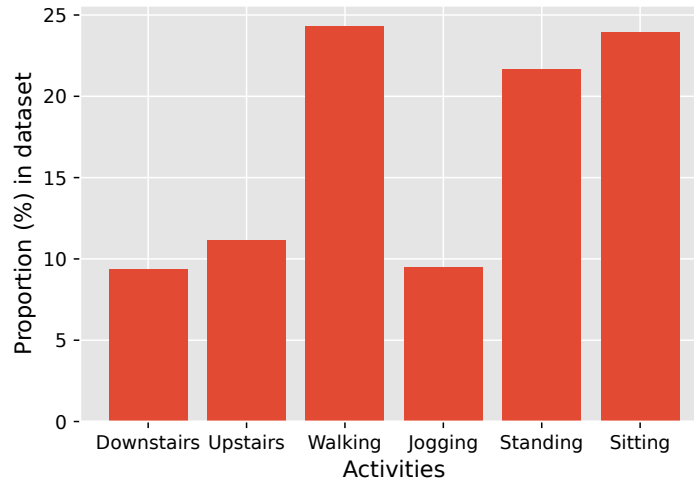


Fig. 11. Class composition of the Motionsense dataset.

Code: The code is available in the following Git repository (anonymized for review purposes): link.³ It needs to be cloned to work with the tutorial locally. Alternatively, the accompanying Jupyter notebook goes through the tutorial step-by-step, along with other helpful visualizations: link.⁴

A.1 Baseline: Traditional Human Activity Recognition with ECDF features

As detailed in Sec. 2, the Activity Recognition Chain (ARC) [19] was employed for traditional HAR, comprising of five steps: (i) data collection; (ii) pre-processing; (iii) segmentation; (iv) feature extraction; and (v) classification. In the code snippets below, we focus on steps (ii)-(v), as data have already been collected for public datasets.

A.1.1 Data Pre-processing. It typically involves data cleaning, normalization, filtering, etc. – steps that are often required to clean and prepare the data for classification. In our example, we first read in the relevant files from the dataset. Many public datasets are released in the CSV format and each file can contain a different activity, a different participant, or both. Then, we partition the dataset into training / validation / test splits by first randomly sampling 20% of the participants to be the test split. Of the remaining participants, we once again sample 20% to form the validation set, where as the rest comprise the train split.

As Motionsense contains 24 participants, this process results in (15, 4, 5) users for train / validation / test, respectively. Subsequently, we perform z-score normalization on the train set, i.e., the train data are normalized

²<https://github.com/mmalekzadeh/motion-sense>

³https://github.com/submissionimwut/IMWUT_submission/tree/main

⁴https://github.com/submissionimwut/IMWUT_submission/blob/main/Tutorial_Notebook.ipynb

to have zero mean and unit variance. The normalization parameters are also used to normalize the validation and test splits. By running the code below, we obtain a dictionary called `processed`, containing the train / validation / test streams of sensor data, along with associated annotations. This dictionary is then used for sliding window segmentation.

```
1 # Obtaining the processed data
2 processed = prepare.prepare_data(args)
```

A.1.2 Segmentation. We apply the sliding window process to segment the contiguous streams of sensor data into windows (i.e., `segmented_data`). Here, we utilize a window size of two seconds, with an overlap of one second.

```
1 # Obtaining the segmented data
2 segmented_data = ecdf.generate_windowed_data(processed=processed)
```

A.1.3 Feature Extraction. Distribution-based features are extracted for each window in the dataset (across splits). For ECDF, the number of quantiles, i.e., the number of components is a hyperparameter, with the optimal number depending on the activities under study [102]. Here, we utilize 25 quantiles for extracting features, resulting in a feature size of 77 per window.

```
1 # Computing the ECDF features
2 ecdf_features = ecdf.compute_ecdf_features(segmented_data=segmented_data)
```

Finally, we train a Random Forest (RF) classifier using the extracted features. The code below also prints out the performance on each of the splits. In our runs, we obtain a test set F1-score of **81.84%**, whereas the performance on the train set is 100%, indicating potential overfitting.

```
1 # Training the RF classifier
2 trained_classifier, log_ecdf = ecdf.train_rf_classifier(ecdf=ecdf_features,
↳ segmented_data=segmented_data)
```

A.2 HAR with Supervised Deep Learning: Convolutional Classifier

We use the PyTorch framework [138] for implementing the classifier. Below, we describe how steps in the ARC are accomplished using the framework.

A.2.1 Segmentation and Data Loading. In PyTorch, the `torch.utils.data.DataLoader` wraps the `HARDataset` class, which loads the normalized sensor streams, performs segmentation, and passes individual sensor windows and corresponding labels (based on `index`) to the data loader. We show a snippet below, containing only important steps, with full code on GitHub.

- `load_dataset()` : loads the data processed in Sec. A.1, as it has already been normalized and split into train/validation/test sets.
- `opp_sliding_window()` : performs segmentation of sensor streams into windows. Here, we pass the sensor data, the associated labels, the window size, and the overlap to be used for segmentation.
- `load_har_dataset()` : creates data loaders for each split of data, i.e., train/validation, and test. During classifier training, it also outputs batches of data and labels and shuffles samples if required.

```

1 class HARDataset(Dataset):
2     def __init__(self, args, phase):
3         self.filename = os.path.join(args['root_dir'], args['data_file'])
4         # [truncated]
5
6         # Loading the data
7         self.data_raw = self.load_dataset(self.filename)
8
9         # Obtaining the segmented data
10        self.data, self.labels = \
11            opp_sliding_window(
12                self.data_raw[phase]['data'], self.data_raw[phase]['labels'],
13                args['window'], args['overlap'])
14        # [truncated]
15
16    def load_dataset(self, filename):
17        data_raw = joblib.load(filename)
18        # [truncated]
19
20        return data_raw
21
22
23    def __getitem__(self, index):
24        data = self.data[index, :, :]
25        data = torch.from_numpy(data)
26
27        label = torch.from_numpy(np.asarray(self.labels[index]))
28        return data, label
29
30    def load_har_dataset(args):
31        datasets = {x: HARDataset(args=args, phase=x) for x in

```

```

32         ['train', 'val', 'test']]
33     data_loaders = {x: DataLoader(datasets[x],
34                               batch_size=args['batch_size'],
35                               shuffle=True if x == 'train' else False,
36                               num_workers=0, pin_memory=True) for x in
37         ['train', 'val', 'test']}
38
39     dataset_sizes = {x: len(datasets[x]) for x in ['train', 'val', 'test']}
40
41     return data_loaders, dataset_sizes

```

A.2.2 Classifier Training. We evaluate the performance of a simple convolutional classifier for recognizing activities in Motionsense. It contains two parts: a convolutional encoder and an MLP for classification. The encoder’s architecture is identical to previous works [77, 158, 176] and contains three blocks. Inside each block is a 1D convolutional layer, followed by ReLU activation, and dropout with $p=0.2$. Across blocks, the number of filters is set to (32, 64, 96) and the kernel sizes are (24, 16, 8). After the encoder, we employ global max pooling to obtain an embedding which is used for classification using the MLP. It contains two linear layers of size (1024, $num_classes$) units, with ReLU activation in between. For Motionsense, $num_classes$ is set to 6, resulting in the architecture shown below:

```

1 Classifier(
2   (backbone): Encoder(
3     (conv1): ConvBlock(
4       (conv): Conv1d(3, 32, kernel_size=(24,), stride=(1,))
5       (relu): ReLU()
6       (dropout): Dropout(p=0.1, inplace=False)
7     )
8     (conv2): ConvBlock(
9       (conv): Conv1d(32, 64, kernel_size=(16,), stride=(1,))
10      (relu): ReLU()
11      (dropout): Dropout(p=0.1, inplace=False)
12    )
13    (conv3): ConvBlock(
14      (conv): Conv1d(64, 96, kernel_size=(8,), stride=(1,))
15      (relu): ReLU()
16      (dropout): Dropout(p=0.1, inplace=False)
17    )
18  )

```

```

19 (softmax): Sequential(
20   (0): Linear(in_features=96, out_features=1024, bias=True)
21   (1): ReLU(inplace=True)
22   (2): Linear(in_features=1024, out_features=6, bias=True)
23 )
24 )

```

We perform training for 50 epochs with the Adam optimizer. The learning rate and weight decay are set to 10^{-4} , with a batch size of 256, with the learning rate reducing by a factor of 0.8 every 10 epochs.

We utilize the processed data from Sec. A.1 for classifier training. The data loading and classification loops are wrapped using an overarching function `evaluate_with_classifier()`, shown below (please refer to the Github repository for detailed code).

```

1 def evaluate_with_classifier(args=None):
2     # Load the target data
3     data_loaders, dataset_sizes = load_har_dataset(args)
4     # [truncated]
5
6     # Creating the model
7     model = Classifier(args).to(args['device'])
8
9     # Optimizer settings
10    optimizer = optim.AdamW(model.parameters(), lr=args['learning_rate'],
11                             weight_decay=args['weight_decay'])
12    scheduler = StepLR(optimizer, step_size=10, gamma=0.8)
13    criterion = nn.CrossEntropyLoss()
14
15    for epoch in tqdm(range(0, args['num_epochs'])):
16        # Training
17        model, optimizer, scheduler = train(model, ....)
18
19        # Validation
20        evaluate(model, ....)
21
22        # Evaluating on the test data
23        evaluate(model, ....)
24
25        # [truncated]

```



```

26
27 # [truncated]
28
29 return

```

Digging deeper into `evaluate_with_classifier()`, we see that it contains the following (important) components:

- `load_har_dataset()`: creates the data loaders for each split of the dataset.
- `model = Classifier(args)`: creates the Conv. classifier, with the model architecture shown above.
- `optimizer, scheduler, criterion`: we utilize the Adam optimizer, with a step learning rate schedule, and train with the Cross Entropy loss.
- `for epoch in tqdm(range(0, args['num_epochs']))`: this is the main training loop, containing the training, validation, and testing loops for each epoch. The performance is logged for further analysis.

At the end of the training run, the test set performance is **85.1%**, showcasing an improvement of approx. 3% over the ECDF-RF classifier combination.

A.3 HAR with Self-Supervised Learning: SimCLR

Self-supervised learning is a two-stage process: (i) pre-training with unlabeled data by solving a pretext task, and (ii) classifying the target activities using representations extracted from the learned encoder weights. As detailed in Sec. 3.2.2, the pretext task involves distinguishing between positive and negative samples generated by randomly transforming/augmenting windows of sensor data. Figure 12 gives an example of this learning process, in which the agreements of embeddings among different augmented views of the input data are maximized or minimized depending on whether they are positive pairs or negative pairs.

The choice of augmentations is key to performance, and in this tutorial, we utilize all pairwise combinations of augmentations introduced by Um *et al.* [184]. We leverage the efficient, vectorized augmentations implemented by Tang *et al.* [176], taken from their repository⁵ (see Figure 13).

The encoder (also called the backbone) contains three 1D convolutional blocks, identical to Tang *et al.* [176] and Saeed *et al.* [158] (and in the Conv. classifier discussed previously). Each block has a 1D convolutional layer, followed by ReLU and dropout with $p = 0.2$. Further, the number of filters is (32, 64, 96), with kernel sizes of (24, 16, 8) respectively, followed by a global max pooling layer which outputs the embeddings from the encoder. The projection head is an MLP comprising three linear layers of (256, 128, 50) units and ReLU activation in between. The architecture is as follows:

```

1 SimCLR(
2   (backbone): Encoder(
3     (conv1): ConvBlock(
4       (conv): Conv1d(3, 32, kernel_size=(24,), stride=(1,))
5       (relu): ReLU()
6       (dropout): Dropout(p=0.1, inplace=False)

```

⁵<https://github.com/iantangc/ContrastiveLearningHAR>

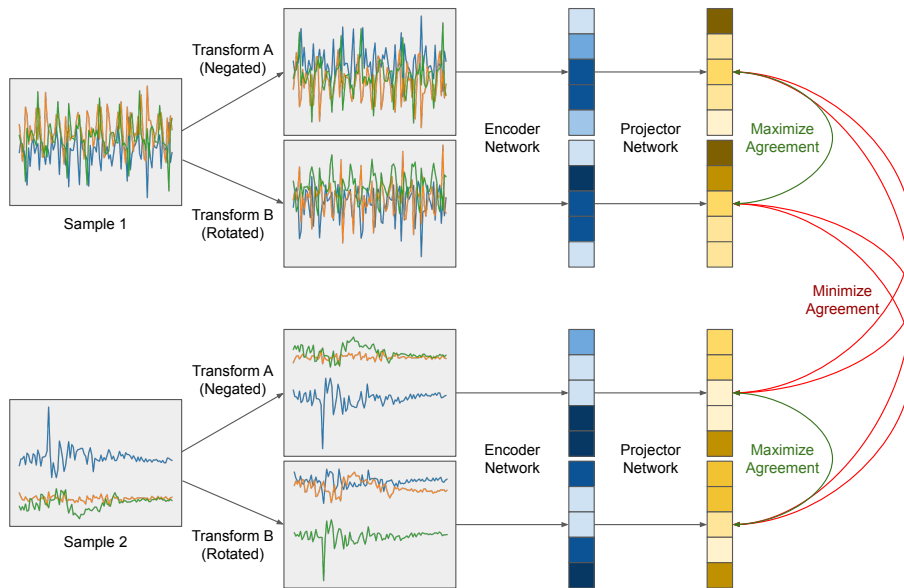


Fig. 12. An overview of the SimCLR training pipeline for human activity recognition [176].

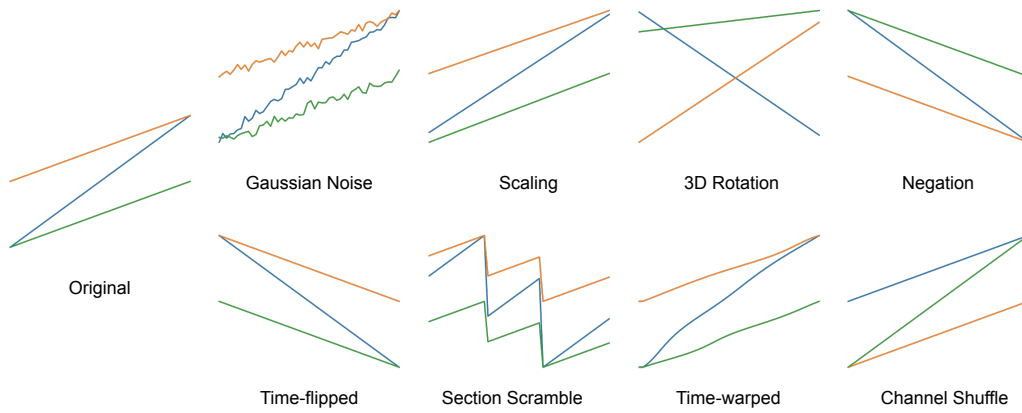


Fig. 13. Illustrations of transformation functions used in the SimCLR training pipeline [176, 184].

```

7 )
8 (conv2): ConvBlock(
9   (conv): Conv1d(32, 64, kernel_size=(16,), stride=(1,))

```

```

10     (relu): ReLU()
11     (dropout): Dropout(p=0.1, inplace=False)
12 )
13 (conv3): ConvBlock(
14     (conv): Conv1d(64, 96, kernel_size=(8,), stride=(1,))
15     (relu): ReLU()
16     (dropout): Dropout(p=0.1, inplace=False)
17 )
18 )
19 (projection_head): Sequential(
20     (0): Linear(in_features=96, out_features=256, bias=True)
21     (1): ReLU()
22     (2): Linear(in_features=256, out_features=128, bias=True)
23     (3): ReLU()
24     (4): Linear(in_features=128, out_features=50, bias=True)
25 )
26 )

```

The pre-training is performed for 50 epochs using the SGD optimizer and the NT-Xent loss with a temperature of 0.1. The learning rate is set to 10^{-3} with weight decay of 10^{-5} and batch size of 1024. The learning rate is set to follow a cosine annealing schedule, starting with 10^{-3} and reaching 0 after 50 epochs. The pre-training is performed with a wrapper function called `learn_model()`, as shown below:

```

1 def learn_model(args=None):
2     # [truncated]
3
4     # Data loaders
5     data_loaders, dataset_sizes = load_har_dataset(args, pretrain=True)
6
7     # Creating the model
8     model = SimCLR(args).to(args['device'])
9
10    optimizer = torch.optim.SGD(model.parameters(), lr=args['learning_rate'],
11                                weight_decay=args['weight_decay'], momentum=0.9)
12    scheduler = torch.optim.lr_scheduler.CosineAnnealingLR(
13        optimizer, T_max=args['num_epochs'])
14 )
15 criterion = NTXentLoss(temperature=0.1)

```

```

16
17 # List of transformations
18 transform_funcs_vectorized = [
19     transformations.noise_transform_vectorized,
20     transformations.scaling_transform_vectorized,
21     transformations.rotation_transform_vectorized,
22     transformations.negate_transform_vectorized,
23     transformations.time_flip_transform_vectorized,
24     transformations.time_warp_transform_low_cost,
25     transformations.channel_shuffle_transform_vectorized
26 ]
27
28 for epoch in tqdm(range(0, args['num_epochs'])):
29     # Training
30     model, optimizer = train(model, ...)
31
32     scheduler.step()
33
34     # Evaluating on the validation data
35     evaluate(model, ...)
36
37     # [truncated]
38
39 # [truncated]
40
41 return

```

This function contains the following essential components:

- `load_har_dataset()` : creates the data loaders for each split of the dataset.
- `model = SimCLR(args)` : creates the SimCLR model and initializes it with random weights.
- `optimizer, scheduler, criterion` : we utilize the SGD optimizer, with a cosine annealing learning rate schedule, and train with the NTXent loss
- `transform_funcs_vectorized` : defines the list of augmentations/transformations to be applied on the sensor data windows, including adding random Gaussian noise, scaling, rotations, sensor channel shuffling, etc.
- `for epoch in tqdm(range(0, args['num_epochs']))` : this is the main pre-training loop, where the contrastive task is solved on both training and validation. This performance is logged for further analysis.

SimCLR pre-training. The `train()` function, which implements the contrastive learning objective, is given below:

```

1 def train(model, ... ):
2     # [truncated]
3
4     # Iterating over the data
5     for inputs, _ in data_loader:
6         if len(trans_comb) == 0:
7             trans_comb = [i for i in itertools.permutations
8                 (range(len(transform_funcs_vectorized)), 2)]
9
10            # Getting each transform pair
11            i1, i2 = trans_comb.pop()
12            t1 = transform_funcs_vectorized[i1]
13            t2 = transform_funcs_vectorized[i2]
14
15            # [truncated]
16
17            # Transforming the input batch two-ways
18            data_1 = torch.from_numpy(t1(inputs).copy()).float().to(args['device'])
19            data_2 = torch.from_numpy(t2(inputs).copy()).float().to(args['device'])
20
21            with torch.set_grad_enabled(True):
22                outputs_1 = model(data_1)
23                outputs_2 = model(data_2)
24
25                loss = criterion(outputs_1, outputs_2)
26
27                # [truncated]
28
29            # Appending predictions and loss
30            # [truncated]
31
32            # [truncated]
33
34            return model, optimizer

```

Here are the descriptions of the key parts of this function:

- `for inputs, _ in data_loader:` : First we load data from the data loader in batches (`inputs`).
- `itertools.permutations(range(len(transform_funcs_vectorized)), 2)` : Here we refresh the pool of transformations functions that are used to augment data. We generate all combinations of pairs of transformations, as defined above.
- `data_1 = t1(inputs)` : For each pair of transformation functions `t1`, `t2`, two views of each sample are generated by applying each of these functions separately.
- `outputs_1 = model(data_1)` : We then pass these transformed views of the data through the encoder.
- `loss = criterion(outputs_1, outputs_2)` : By using `NTXentLoss` as the `criterion`, we calculate the loss by passing the two sets embeddings generated by the encoder.
- The NTXent loss function, as adopted in [25, 176], calculates the loss by taking the elements with the same index from both views as positives, while all other samples as negatives. These are minimized in an analogous way to the cross-entropy loss for multi-label classification: $\log \frac{\exp(\text{sim}(o_i^1, o_i^2)/\tau)}{\sum_{j=1}^N 1_{j \neq i} \exp(\text{sim}(o_i^1, o_j^1)/\tau) + \exp(\text{sim}(o_i^1, o_j^2)/\tau)}$, where o_i^1 stands for `outputs_1[i]`, `sim` is the cosine similarity function, and τ is the temperature parameter.

Once the pre-training is complete, we freeze the learned encoder weights and utilize them for HAR. We discard the projection head used during pre-training and instead replace it with an MLP classifier (alternatively, a linear classifier can also be used), and train *only the MLP* to recognize activities. The MLP contains two linear layers of (1024, 6) units respectively, with ReLU activation. This architecture matches the supervised Conv. classifier from Sec. A.2, but the encoder remains frozen during HAR. The architecture is as follows:

```

1 Classifier(
2   # Backbone remains frozen during HAR
3   (backbone): Encoder(
4     (conv1): ConvBlock(
5       (conv): Conv1d(3, 32, kernel_size=(24,), stride=(1,))
6       (relu): ReLU()
7       (dropout): Dropout(p=0.1, inplace=False)
8     )
9     (conv2): ConvBlock(
10      (conv): Conv1d(32, 64, kernel_size=(16,), stride=(1,))
11      (relu): ReLU()
12      (dropout): Dropout(p=0.1, inplace=False)
13    )
14    (conv3): ConvBlock(
15      (conv): Conv1d(64, 96, kernel_size=(8,), stride=(1,))
16      (relu): ReLU()
17      (dropout): Dropout(p=0.1, inplace=False)
18    )

```

```

19 )
20 (softmax): Sequential(
21   (0): Linear(in_features=96, out_features=1024, bias=True)
22   (1): ReLU(inplace=True)
23   (2): Linear(in_features=1024, out_features=6, bias=True)
24 )
25 )

```

HAR training is performed for 50 epochs, with learning rate= 10^{-3} , weight decay=0, and batch size=256. Once again, we use the Adam optimizer, with the learning rate reducing by a factor of 0.8 every 10 epochs. The data loading and classification loops are performed using a wrapper function called `evaluate_with_classifier()`, to which appropriate arguments are passed. As the code is mostly identical to the Conv. classifier, we refer the reader to Sec. A.2 for details.

```

1 # Train classifier with pre-trained SimCLR encoder weights
2 evaluate_with_classifier(args=args)

```

A.4 Performance Evaluation

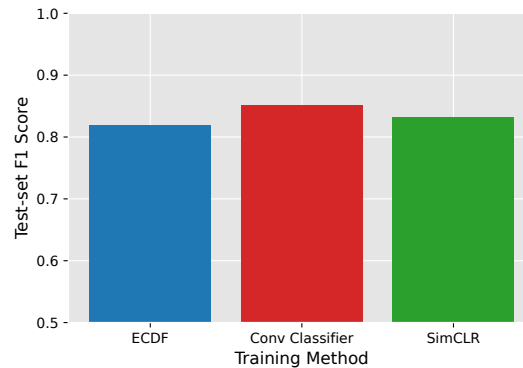


Fig. 14. HAR performance obtained by the three types of representations

Fig. 14 shows that end-to-end training with the Conv. classifier is the most effective option, whereas SimCLR is slightly worse. Interestingly, the ECDF-RF classifier combination is surprisingly powerful, obtaining HAR performance of 81.84%, relative to the Conv. classifier's 85.1%. This showcases how ECDF features can be used for classifying simpler activities, e.g., locomotion-style activities in Motionsense, while being capable of on-the-fly extraction.

The Conv. classifier and classification using the pre-trained SimCLR encoder weights have the same architecture, albeit the learned encoder weights are frozen. Therefore, the number of trainable parameters is substantially

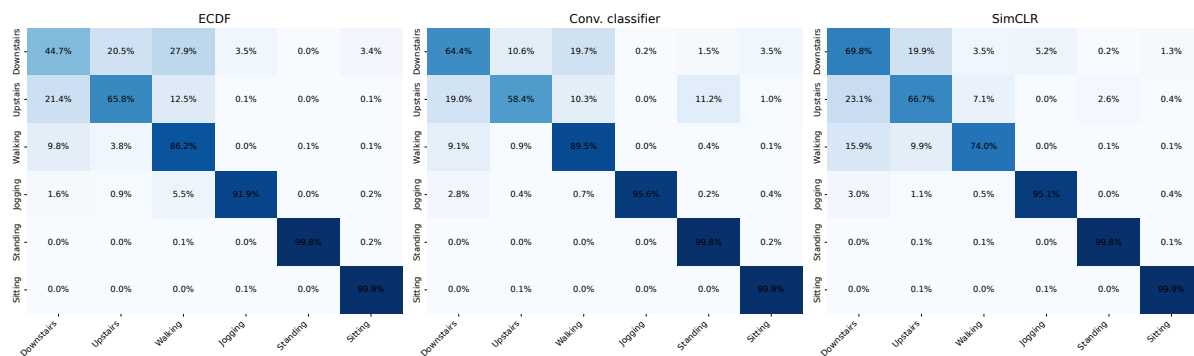


Fig. 15. Confusion matrices for performing HAR using the three types of representations

lower than end-to-end training. Yet, the performance is competitive (83.17%), demonstrating the usefulness of self-supervised pre-training.

Comparing the confusion matrices in Sec. 15, we see that the ECDF features can reliably distinguish between Jogging, Standing, and Sitting. Most of the confusion lies between Walking Upstairs and Walking Downstairs, and to a smaller extent, for Walking, as they have similar movements. Interestingly, the accuracy for Walking by the learned SimCLR representations is substantially lower than ECDF or the Conv. classifier, yet the accuracies for Walking Upstairs / Downstairs are higher, leading to better overall performance. Meanwhile, Standing and Sitting are both static activities, but all representations are able to distinguish between them.