



LLOR: Automated Repair of OpenMP Programs

Utpal Bora³, Saurabh Joshi², Gautam Muduganti¹, and Ramakrishna Upadrasta¹ *

¹ Indian Institute of Technology Hyderabad, India
 {cs17resch01003,ramakrishna}@iith.ac.in

² University of Cambridge, UK
 utpal.bora@cl.cam.ac.uk

³ Supra Research
 sbjoshi@iith.ac.in

Abstract. In this paper, we present a technique for repairing data race errors in parallel programs written in C/C++ and Fortran using the OpenMP API. Our technique can also remove barriers that are deemed unnecessary for correctness. We implement these ideas in our tool called *LLOR*, which takes a language-independent approach to provide appropriate placements of synchronization constructs to avoid data races. To the best of our knowledge, *LLOR* is the only tool that can repair parallel programs that use the OpenMP API. We showcase the capabilities of *LLOR* by performing extensive experiments on 415 parallel programs.

Keywords: OpenMP, Verification, Automated Repair, C, C++, Fortran

1 Introduction

Programs that can solve problems using multiple threads in parallel are defined as parallel programs. Parallelism can be achieved through concurrent computing using threads on CPUs or GPUs. There are two common approaches for achieving parallelism: Multiple Instruction, Multiple Data (MIMD) and Single Instruction, Multiple Data (SIMD). The OpenMP API [18] provides a cross-platform abstraction for programs written in C/C++ and Fortran for both of these approaches.

A data race occurs in a parallel program when two or more threads are accessing the same memory location at the same time, and at least one of those accesses is a write. The behavior of such programs is unpredictable. Data races are one of the frequently encountered issues in concurrent computing. There is a substantial positive financial impact in identifying and repairing these errors early in the development cycle [11].

Listing 1.1 without the highlighted line illustrates an OpenMP program that contains a data race. The data race exists because of the parallel reading and writing of the shared array `data`. Placing a barrier (`#pragma omp barrier`) in

* The author names are in alphabetical order.

the program at line 5 mitigates the data race by ensuring that all the threads reach it before any of them can proceed further.

Listing 1.2 presents another OpenMP program that has a similar data race. In this example, the data race is because of the `parallel for` loop. OpenMP does not support barrier constructs inside a `parallel for` loop. The data race can be avoided by adding the `ordered` clause to the `for` loop (line 2) and placing the statements causing the data race inside an ordered region (`#pragma omp ordered`), as shown in line 5. Note that there can be multiple statements in this ordered region.

```

1 int data[NUM_THREADS+1];
2 #pragma omp parallel {
3     int id = omp_get_thread_num();
4     int temp = data[id+1];
5     #pragma omp barrier
6     data[id] = temp;
7 }
```

Listing 1.1. This OpenMP program without the highlighted line contains a data race

```

1 int data[count+1];
2 #pragma omp parallel for ordered
3 for (int i=0; i<count; i++) {
4     int temp = data[i+1];
5     #pragma omp ordered
6     data[i] = temp;
7 }
```

Listing 1.2. This OpenMP program without the highlighted snippets contains a data race inside the `for` loop

In this tool paper, we make the following contributions:

- We introduce our tool, *LLOR*, which takes a language-independent approach to automatically fix data race errors in programs written using the OpenMP API.
- For OpenMP programs that contain `parallel` regions, our paper proposes a technique to provide barrier placements to avoid data races.
- For OpenMP programs that contain `parallel for` loops, our paper proposes a technique to identify the statements that need to be placed in an ordered region to avoid data races.
- In addition to the above two techniques that introduce synchronization constructs to avoid data races, our paper proposes a methodology to remove existing barriers and ordered regions inserted by the programmer if deemed unnecessary.
- Our paper showcases the practical differences between the two different solver strategies (*mhs* and *MaxSAT*) that are employed during the repair process.

- We showcase the effectiveness of our tool by performing extensive experimental evaluation on 415 parallel programs that use the OpenMP API. This benchmark set consists of 235 C/C++ programs and 180 Fortran programs, highlighting the language versatility of *LLOR*.

To the best of our knowledge, ours is the only technique and tool that can propose a fix for parallel programs written using the OpenMP API. In Section 2, we describe the working of *LLOR* in fine detail, discuss related work in Section 3, and in Section 4, we provide a detailed background on the experimental setup and present the results summary of running *LLOR* against the benchmark suite.

2 LLOR

2.1 LLOR architecture and workflow

The implementation of *LLOR* leverages *LLOV* [12], a state-of-the-art data race checker, as depicted in Fig. 1. *LLOV* identifies data races in C/C++ and Fortran programs. It is built as an analysis pass using the *LLVM* compiler infrastructure. The architecture of *LLOR* consists of two components: Instrumentation and Repair.

The instrumentation component adds metadata that indicates the possible locations of barriers in the case of `parallel` regions. In the case of `parallel for` loops, this metadata marks the possible statements that have to be a part of an ordered region.

The repair component takes an iterative approach. In each iteration, *LLOV* is called with a repair candidate to check if the program is error-free. If *LLOV* identifies any data races, constraints are generated from these errors to avoid them in subsequent iterations. The *Solver* is called with these constraints to obtain a solution that determines which synchronization constructs have to be enabled or disabled while generating the next repair candidate.

If *LLOR* can find an error-free repair candidate, it generates the LLVM intermediate representation (LLVM IR) [34] of the repaired program and a summary file. The summary file contains the necessary changes to repair the program, along with the source location details of the original C/C++ or Fortran input program. In this paper, we have used *LLOV* [12] as the verifier, but in principle, any OpenMP verifier [5, 61, 16, 3, 21, 58] can be used for this technique to work.

2.2 Instrumentation

Since *LLOR* attempts to fix errors caused only due to data races, it proposes a solution that involves either adding new barriers in a `parallel` region or creating an ordered region for a subset of instructions inside a `parallel for` loop. It also tries to remove unnecessary barriers and ordered regions. Data races can only be caused when multiple threads read and write the same shared variable. Taking this into account, the instrumentation component identifies all the instructions that are either reading or writing a shared variable.

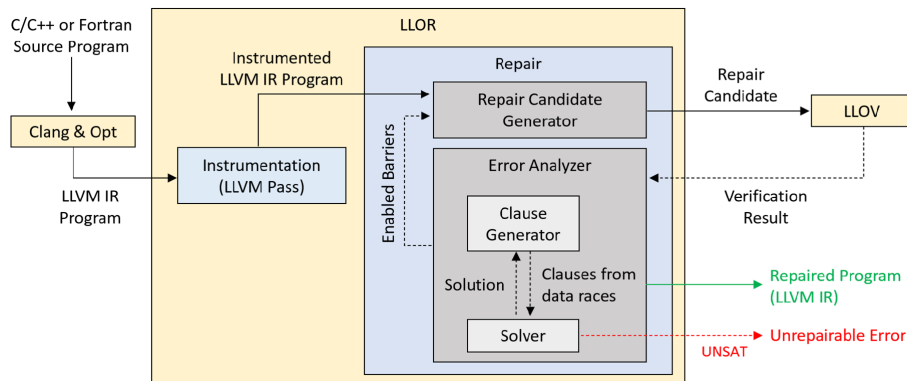


Fig. 1. Architecture of *LLOR* showcasing the various components involved in the repair process. The solid lines represent the source code, and the dashed lines represent the information flow between the components.

If these instructions are in a `parallel` region, *LLOR* generates possible repair candidates by inserting barriers in front of these instructions. If these instructions are in a `parallel for` loop, *LLOR* generates possible repair candidates by selecting the smallest subset of instructions that need to be placed inside an ordered region. Existing barriers and ordered regions in the program are removed to see if they are indeed required for program correctness. Using this technique significantly reduces the search space of repair candidates since the number of instructions that involve a shared variable is typically much fewer than the total number of instructions in the program.

Consider the OpenMP program presented in Listing 1.1. The instrumentation component identifies that the shared variable `data` is being accessed at Line 4 and Line 6 and adds metadata indicating that a barrier might be necessary before these instructions. Similarly, in Listing 1.2, it identifies that the shared variable `data` is being accessed at Line 4 and Line 6 and that these instructions are inside a `for` loop. Metadata indicating that these instructions might have to be placed inside an ordered region is added in this case. Each of these instructions is marked with a Boolean variable that indicates whether the barrier should be enabled or not in the case of `parallel` regions. In the case of `parallel for` loops, these variables indicate if the instruction should be placed inside an ordered region. These variables are referred to as *barrier variables*. By default, these barrier variables are set to `false` to check if the program can be concluded as error-free without introducing any additional synchronization constructs.

2.3 The Repair Algorithm

The repair technique used in *LLOR* is depicted in Alg. 1. The input to this algorithm is the LLVM IR program obtained after instrumentation. We walk through this algorithm using the example presented in Listing 1.3. Without the

highlighted portions, this program contains two data races: one caused by memory accesses of `data_a` at Line 5 and Line 8 and the other caused by memory accesses of `data_b` at Line 6 and Line 9. The instrumentation component identifies that these four statements either read or write a shared variable. For each statement, a barrier variable is introduced that indicates whether a synchronization construct is needed before the statement.

```

1  int data_a[NUM_THREADS+1];
2  int data_b[NUM_THREADS+1];
3  #pragma omp parallel {
4      int id = omp_get_thread_num();
5      int temp_a = data_a[id+1]; // b1=false
6      int temp_b = data_b[id+1]; // b2=false
7      #pragma omp barrier
8      data_a[id] = temp_a;       // b3=false (true)
9      data_b[id] = temp_b;       // b4=false
10 }
```

Listing 1.3. Instrumented OpenMP program that contains multiple data races in a `parallel` region. The highlighted parts represent the changes in the second iteration.

```

1  int data_a[count+1];
2  int data_b[count+1];
3  #pragma omp parallel for ordered
4  for (int i=0; i<count; i++) {
5      int temp_a = data_a[i+1]; // b1=false
6      int temp_b = data_b[i+1]; // b2=false
7      #pragma omp ordered {
8          data_a[i] = temp_a;     // b3=false (true)
9          data_b[i] = temp_b;     // b4=false
10     }
11 }
```

Listing 1.4. Instrumented OpenMP program that contains multiple data races in a `parallel for` loop. The highlighted parts represent the changes in the second iteration.

The algorithm iteratively calls the verifier (Line 4–21) until it either finds a solution or concludes that the program cannot be repaired. In every iteration, *GenerateRepairCandidate* (Line 10) generates a repair candidate using the error traces seen till then. The first iteration of this algorithm always verifies the input program without enabling any synchronization constructs since all barrier variables are set to `false` by default. The verifier returns the verification *result* along with an error trace π if it identifies an error in the program. If the verifier is unable to find an error (Line 12) with the proposed solution *sol*, then the algorithm exits the loop, and the instrumented LLVM IR program constrained with *sol* is returned (Line 22). If the verifier returns an error that is not a data race (Line 15), then Alg. 1 terminates with an error stating that it cannot repair the program.

The error trace provided by the verifier contains the line numbers of the statements involved in the data race. Introducing a synchronization construct

Algorithm 1 The Repair Algorithm

```

1: Input: Instrumented Program  $P$ 
2: Output: Repaired Program  $P_{sol}$ 
3:  $\varphi := true$ 
4: loop
5:    $\langle res, sol \rangle := Solve(\varphi)$ 
6:   if  $res = UNSAT$  then
7:     print Error: Program cannot be repaired
8:     return errorcode
9:   end if
10:   $P_{sol} := GenerateRepairCandidate(P, sol)$ 
11:   $\langle result, \pi \rangle := Verify(P_{sol})$ 
12:  if  $result = SAFE$  then
13:    break
14:  end if
15:  if  $result \neq RACE$  then
16:    print Error: Program cannot be repaired
17:    return errorcode
18:  end if
19:   $c := GenerateClause(\pi)$ 
20:   $\varphi := \varphi \cup \{c\}$ 
21: end loop
22: return  $P_{sol}$ 

```

between these lines will mitigate the data race. However, there could be multiple locations between these line numbers where the synchronization construct could be introduced. The algorithm aims to identify the optimum placement of these synchronization constructs since there are performance penalties for every synchronization construct that is introduced.

GenerateClause (Line 19) generates a *positive monotone clause* (a clause having only positive literals) for every data race error using the disabled barrier variables that exist between the line numbers obtained from the error trace. These clauses are added to the constraint φ (Line 20). If φ is satisfiable by *Solve* (Line 5), we proceed to generate the repair candidate. Since φ consists of only positive monotone clauses, it will always be satisfiable as such a formula can be satisfied by an assignment that sets all the literals to true. The only exception is the case when we encounter an empty clause, which is generated when the data race occurs due to a write-write conflict on the same line. In these cases (Line 6), the algorithm terminates, stating that the program cannot be repaired.

Based on the error trace information obtained from the verifier for Listing 1.3, two clauses are generated: $b_2 \vee b_3$ and $b_3 \vee b_4$. There are multiple solutions available for *Solve* to make these clauses satisfiable. Let us consider that *Solve* chooses the optimum solution, which is to enable b_3 and disable the rest. The highlighted portions of Listing 1.3 are then introduced to obtain the repair candidate for the next iteration. The verifier does not identify any data race errors with this

repair candidate, so the repair algorithm terminates successfully by returning the repaired program.

In the case of `parallel for` loops, the repair candidate generator does not introduce barriers. Instead, it creates an ordered region that starts with the earliest statement associated with an enabled barrier variable to the last statement that uses a shared variable. Note that there can be only one ordered region per loop. Because of this restriction, our technique may include statements that do not even use a shared variable in the ordered region. Listing 1.4 shows an example of how the repair algorithm works for `parallel for` loops.

There are several ways to obtain sol from φ in *Solve* (Line 5). A basic implementation of *Solve* could involve using a *SAT* solver. However, using a *SAT* solver could cause the repair algorithm to enable several unnecessary synchronization constructs since the solver does not guarantee optimality. Instead, we propose two different strategies for implementing *Solve*. The *MaxSAT* strategy implements this as a partial *MaxSAT* problem [23] with φ as hard clauses and $\{-b_1, \dots, -b_m\}$ as soft clauses. The *mhs* strategy computes a minimal-hitting-set (*mhs*) over φ using a polynomial time greedy algorithm [27].

2.4 Properties of our algorithm

Soundness Assuming that the verifier used in *Verify* is sound and the solver used in *Solve* is sound and complete, if Alg. 1 returns a repaired program P_{sol} , P_{sol} would not have any data races. This is evident because a sound verifier (Line 11) would declare P_{sol} as *SAFE* (Line 12) only if the program indeed does not have any errors under the constraints provided by sol .

Termination The number of barrier variables in the instrumented program P is finite. φ contains all the clauses generated from the error traces seen until then, and $sol \implies \varphi$ since all the clauses represented by φ are satisfied by sol . Every clause generated (Line 19) by Alg. 1 is such that $\varphi \not\Rightarrow c$ because *Verify* (Line 11) will never result in an error trace that has already been encountered before. Given that the number of barrier variables is finite and error traces do not repeat, the number of clauses that can be generated is also finite, ensuring that the algorithm terminates. Because the barrier variables correspond to program text, a barrier variable set to *true* (resp. *false*) would enable (resp. disable) the synchronization construct for all iterations of a loop.

Completeness Let P be the input program such that it only has data race errors that can be fixed by the introduction of synchronization constructs discussed in Section 1. If the solver used in *Solve* and the verifier used in *Verify* are sound and complete, Alg. 1 would always find a repaired program P_{sol} .

Alg. 1 exits when it either encounters an error that is not a data race (Line 15), a repaired program has been obtained (Line 12), or an empty clause has been encountered (Line 6). Since P contains only data races that can be avoided, Alg. 1 would terminate only when a solution has been obtained (Line 12).

Given that the algorithm is sound, the repaired program P_{sol} obtained with sol as the solution is guaranteed to be free of data races.

Optimality When the *MaxSAT* strategy is used in the implementation of *Solve* (Line 5), the solution obtained (sol) is guaranteed to be optimum by the definition of the *MaxSAT* algorithm [23, 41].

When the *mhs* strategy is used, the solver need not enable the least number of synchronization constructs. After the repaired program is obtained, the *MaxSAT* solver is invoked once with the clauses generated (φ) to ensure that the solution obtained is indeed optimum.

We implement this algorithm in our tool *LLOR*, which uses *LLOV* as the underlying verifier. The technique behind *LLOV* is sound but not complete. However, *LLOV* is not sound because of programs like Listing 1.8. Since *LLOV* is neither sound nor complete, *LLOR* cannot guarantee soundness or completeness.

3 Related Work

3.1 Verification of Parallel Programs

Identifying data races in parallel programs has been an active area of research for quite a while. Some of the early techniques proposed in this area were based on the *happens-before* relation defined by Lamport [33]. Mellor-Crummey [42] introduced a new protocol that uses Offset-Span Labeling of the nodes in a fork-join graph that represents the concurrency relationships among threads in an execution of a fork-join program.

Eraser [53] tries to address the limitations of the tools built using the happens-before relation by introducing a new Lockset algorithm. In addition to these, several other techniques [20, 48, 49, 31] have been introduced to detect races in parallel programs. *Eraser* [53], *Relay* [60], *Locksmith* [50], and *RacerX* [22] use the Lockset algorithm to detect races in the pthreads execution model of C/C++ programs. *RacerD* [9] is a static analysis tool for Java programs. Tools like *GPUVerify* [7, 6], *ESBMC-GPU* [44], *VerCors* [10, 1], *PUG* [35], and *GKLEE* [36] propose techniques to detect data races in GPU programs.

Tools like *ompVerify* [5], *DRACO* [61], *PolyOMP* [16, 15], *SWORD* [3], *OMPT* [21], *Helgrind* [58], and *LLOV* [12] have been introduced to identify data races in programs using the OpenMP API. Some of these tools [5, 61, 16, 15, 12] use only static techniques, while some [3, 21, 58] employ both static and dynamic techniques. *LLOV* is a static data race detection tool built on top of the *LLVM* [34] compiler infrastructure, which uses *RDG* (*Reduced Dependence Graph*) to model parallel regions of an LLVM IR program and infer race conditions based on the presence of data dependencies.

3.2 Automatic Program Repair

Using automatic techniques to repair bugs in programs has been another area of research that aligns closely with our work. The research works in this area can be broadly classified into techniques that attempt to repair sequential programs and techniques that attempt to repair concurrent programs.

The approaches that focus on sequential programs [26, 24, 14, 40] take a set of assertions that need to be met and an input program that fails one or more of these assertions. The technique then modifies a small subset of statements in the input program to ensure that all the provided assertions pass.

The approaches that focus on concurrent programs [59, 46, 19, 13, 25, 29, 28, 30] work on an input program that passes all the assertions when run sequentially but has inconsistent behavior when run in parallel using multiple threads. This inconsistent behavior is because of the interleaving of threads. Repairing such programs involves introducing critical regions, locks, and problem-specific synchronization constructs.

In this paper, we instrument the given concurrent input program with the possible locations of the synchronization constructs and generate repair candidates based on the error traces obtained from the verifier. Similar techniques [29, 28, 30] have been used in the past to repair concurrent programs. To the best of our knowledge, *LLOR* is the only tool that can fix data races in OpenMP programs written in C/C++ and Fortran.

3.3 Comparison with GPURepair

The counter-example driven repair technique used in this paper is similar to one of our earlier works [30] that focuses on the automated repair of GPU kernels and the implementation of the technique in our tool, *GPURepair*. However, the motivations behind *GPURepair* and *LLOR* are fundamentally different, causing the repair algorithm to differ in a non-trivial fashion.

GPU kernels work on the principle of Single Instruction Multiple Data (SIMD). The threads created in the kernel are organized as blocks. Blocks consist of warps. The threads within a warp generally execute in a lock-step manner. There could be data races within the threads of a block. Data races in GPU kernels are avoided using barrier constructs. However, there might be a scenario where some of the threads in a block reach the barrier, and some do not, resulting in a deadlock. This problem is called barrier divergence. *GPURepair* aims to fix data race and barrier divergence errors in CUDA and OpenCL kernels.

LLOR aims at fixing data races in OpenMP programs that have `omp parallel` regions and `omp parallel for` loops. Since OpenMP programs with these constructs work on the principle of Multiple Instruction Multiple Data (MIMD), the problem of barrier divergence does not exist here. Besides proposing barrier placements for `omp parallel` regions, our technique also identifies the statements that need to be placed within ordered regions for `omp parallel for` loops.

Since *GPURepair* has to repair errors due to data race and barrier divergence errors, the repair algorithm has to evaluate which barriers need to be removed and which barriers need to be added. The algorithm achieves this by generating positive monotone clauses for data race errors and negative monotone clauses for barrier divergence errors. However, in the case of *LLOR*, the repair algorithm generates only positive monotone clauses.

The instrumentation component of *LLOR* instruments the LLVM IR generated from the OpenMP programs. On the other hand, *GPURepair* uses Boogie [4] as an intermediate representation which is generated from GPU kernels. *GPURepair* adds the instrumentation also in Boogie. These differences give rise to an entirely different implementation stack, with *LLOR* using C++ while *GPURepair* uses C#. Another notable difference in *LLOR* is that we do not add conditional barriers but instead add metadata on possible locations of barriers.

4 Experiments

In this section, we present the experimental results of running *LLOR* on various C/C++ and Fortran benchmarks. The source code of *LLOR* is available at [38]. The artifacts used to reproduce the results of this paper are available at [39].

4.1 Experimental Setup

Several tools are involved in the pipeline of *LLOR*, as introduced in Section 2.1. The instrumentation component is developed as an LLVM pass and is therefore built in C++. The repair component is outside the LLVM infrastructure and is built using the .NET Framework with C# as the programming language. We use the Z3 solver [45, 8] to solve the constraints generated during the repair phase. The tools used in *LLOR* and their versions are: LLVM 12.0.0, Clang 12.0.0, Flang 12.0.1, and *LLOV* 0.3.

The experiments were performed on Standard_F2s_v2 Azure[®] virtual machine, which has 2 vCPUs and 4 GiB of memory. More details on the virtual machine can be found at [43]. A total of 415 programs (235 C/C++ and 180 Fortran) were considered for the evaluation of *LLOR*. This benchmark set consists of programs from the DataRaceBench [37] test suite, Exascale [51] project, Rodinia [17] test suite, and Parallel Research Kernels [32], along with additional benchmarks introduced while developing *LLOR*. Tab. 1 summarizes the distribution of the benchmark set.

The benchmarks from DataRaceBench and *LLOR* test suites have one source file per benchmark, and the remaining have multiple source files per benchmark. For benchmarks that have a single source file, the experiments were performed with a timeout of 300 seconds for each benchmark. For benchmarks that have multiple source files, the experiments were performed with a timeout of 60 seconds for each source file and an overall timeout of 1800 seconds for the benchmark. Each benchmark has been executed 3 times, and the average time of

Table 1. Benchmark Summary

Source	Programs		
	C/C++	Fortran	Total
DataRaceBench	181	168	349
Exascale Project	8	0	8
Rodinia	18	0	18
Parallel Research Kernels	11	0	11
Other Large Benchmarks	5	0	5
LLOR Test Suite	12	12	24

these 3 runs is taken into consideration. We used the average since there was a negligible difference between the median and the average.

4.2 Results

The results obtained from running *LLOR* against the benchmark suite are summarized in Tab. 2. The table categorizes the results into three categories based on the output of *LLOV*. The first category includes all the programs for which *LLOV* concluded that there were no errors. On manual inspection, we found out that for some of the Fortran programs (e.g., `baseline_fortran/B01_simple_race.f95`, `dataracebench_fortran/DRB002-antidep1-var-yes.f95`), *LLOV* was not detecting a data race, even if one existed. Since the soundness and completeness guarantees of *LLOR* are modulo the completeness of the verifier, *LLOR* could not propose a fix for these programs. On the other hand, because of this behavior, *LLOR* suggests removing existing barriers or ordered regions in some Fortran programs even though they are necessary. Note that this behavior of *LLOV* is limited to Fortran programs, and we did not come across any C/C++ programs that were impacted by this.

For 11 programs in this category, *LLOR* recommended changes. 3 of these were Fortran programs (`baseline_fortran/B05_incorrect_barrier.f95`, `baseline_fortran/B07_racefree.f95`, `dataracebench_fortran/DRB110-ordered-orig-no.f95`) that *LLOV* had incorrectly declared as race-free when the barrier or ordered region was removed. For the remaining 8 programs, *LLOR* was correct in suggesting the removal of barriers and ordered regions.

The second category includes the programs for which *LLOV* had identified data races. Out of the 147 programs in this category, *LLOR* was able to fix 107 programs correctly. *LLOR* was unable to repair 16 programs since it could not find any assignment that satisfied the clauses generated during the repair phase. 5 of these were C/C++ programs, and 11 were Fortran programs. Upon manual inspection, we found that 11 of these were similar, where an integer value was incremented through a static pointer variable. In the LLVM IR code, the address of the static pointer was copied to local variables, and the value was updated through these local variables. The instrumentation component of *LLOR*

Table 2. Count of programs grouped by category

Source	C/C++	Fortran
Total Benchmarks	235	180
I. No data races identified by <i>LLOV</i>	75	129
No changes made by <i>LLOR</i>	71	122
Changes recommended by <i>LLOR</i>	4	7
II. Data races identified by <i>LLOV</i>	117	30
Repaired by <i>LLOR</i>	92	15
Could not be repaired by <i>LLOR</i>	5	11
Timeouts	9	0
Unsupported	11	4
III. Unsupported by <i>LLOV</i>	43	21
Unsupported by <i>LLOR</i>	37	11
Compilation errors	0	10
Verification errors	6	0

could not track these operations, causing it to not instrument instructions that should have been instrumented. 2 programs could not be fixed since multiple threads were writing different values to the same shared variable in parallel. No placement of barriers can fix such programs. The remaining 3 programs had complex OpenMP constructs like *teams* and *target*, because of which simple barrier placements could not fix the data races. 15 programs were using OpenMP constructs like *sections* and *simd*. These programs are beyond the scope of *LLOR* since barriers and ordered regions cannot fix data races in these programs. *LLOR* clearly states that these programs are unsupported when provided as input. 9 programs timed out.

The final category includes the programs that are either unsupported by *LLOV* or failed compilation. There are 64 programs in this category. The *flang* version that we used for experimentation threw compilation errors for 10 Fortran programs and did not generate *LLVM* IR. Because of that, we could not attempt to repair them. *LLOV* does not support the verification of OpenMP programs that use task-based parallelism. Since *LLOR* depends on *LLOV* in the repair process, it could not generate any repair candidates for 48 programs. *LLOV* either timed out or threw a runtime error for 6 programs.

4.3 Solver Comparison

As mentioned in Section 2.3, *LLOR* offers two different ways of solving the clauses generated from the error traces. The default approach uses the minimal-hitting-set (*mhs*) strategy. The user can switch to the *MaxSAT* strategy if they wish to. The *MaxSAT* strategy is computationally heavier than the *mhs* strategy since the *mhs* solver uses a polynomial time algorithm, whereas the *MaxSAT* solver makes multiple queries to the SAT solver. In most practical cases, the *mhs*

strategy would provide a similar solution to the *MaxSAT* strategy. Because of this, the *mhs* strategy has a performance advantage over the *MaxSAT* strategy.

The behavior of the solver also impacts which strategy performs better. Consider the clause $a \vee b$. The *mhs* solver could choose a to be the solution, and the *MaxSAT* solver could choose b to be the solution. Both of the solutions are valid for the clause, but choosing b could fix the program, and choosing a may not, thus forcing more iterations. Because of these reasons, we notice that for some benchmarks, the *mhs* strategy performs better, and the *MaxSAT* strategy performs better for others.

Out of the 415 benchmarks, only 133 benchmarks did not result in a timeout and needed the use of a solver strategy (either *mhs* or *MaxSAT*). In 93 of these benchmarks, the *mhs* strategy performed better than the *MaxSAT* strategy. Fig. 2 shows the comparison of these benchmarks. Most of the benchmarks executed within a second, so Fig. 2 is limited to 600 milliseconds on the x-axis and y-axis to showcase those benchmarks. Any benchmark that took more than 600 milliseconds has been plotted on the top-right corner of the graph.

Additional experiments and analysis are included in Appendix A, which provides more experimental details like the code size of the benchmarks (A.1), case studies (A.2), and how to run *LLOR* (A.3).

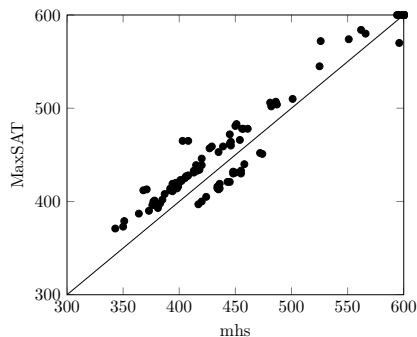


Fig. 2. *mhs* vs. *MaxSAT*
Runtime in milliseconds

5 Conclusion and Future Work

In this tool paper, we introduce *LLOR*, which can fix data race errors in OpenMP programs written in C/C++ and Fortran. *LLOR* can also remove unnecessary barriers and ordered regions in the programs while preserving correctness. We have affirmed the effectiveness of our work by attempting repair on multiple benchmark suites (consisting of 415 C/C++ and Fortran programs) using our tool. *LLOR* was able to repair more than 80% of the programs that had a valid data race error in them.

The technique behind *LLOR* can support any OpenMP verifier. Leveraging other static and dynamic verifiers might help repair some of the programs that the combination of *LLOR* and *LLOV* could not. More details on these verifiers have been provided in A.4.

Acknowledgements

We thank the Ministry of Education, India, for their financial support.

References

1. Amighi, A., Darabi, S., Blom, S., Huisman, M.: Specification and Verification of Atomic Operations in GPGPU Programs. In: SEFM 2015. pp. 69–83. Springer (2015) 3.1
2. Atzeni, S., Gopalakrishnan, G., Rakamaric, Z., Ahn, D.H., Laguna, I., Schulz, M., Lee, G.L., Protze, J., Müller, M.S.: ARCHER: Effectively Spotting Data Races in Large OpenMP Applications. In: IPDPS 2016. pp. 53–62. IEEE Computer Society (2016) A.4
3. Atzeni, S., Gopalakrishnan, G., Rakamaric, Z., Laguna, I., Lee, G.L., Ahn, D.H.: SWORD: A Bounded Memory-Overhead Detector of OpenMP Data Races in Production Runs. In: IPDPS 2018. pp. 845–854. IEEE Computer Society (2018) 2.1, 3.1, A.4
4. Barnett, M., Chang, B.E., DeLine, R., Jacobs, B., Leino, K.R.M.: Boogie: A Modular Reusable Verifier for Object-Oriented Programs. In: FMCO 2005. pp. 364–387. Springer (2005) 3.3
5. Basupalli, V., Yuki, T., Rajopadhye, S.V., Morvan, A., Derrien, S., Quinton, P., Wonnacott, D.: ompVerify: Polyhedral Analysis for the OpenMP Programmer. In: IWOMP 2011. pp. 37–53. Springer (2011) 2.1, 3.1, A.4
6. Betts, A., Chong, N., Donaldson, A.F., Ketema, J., Qadeer, S., Thomson, P., Wickerson, J.: The Design and Implementation of a Verification Technique for GPU Kernels. *TOPLAS* **37**(3), 10:1–10:49 (2015) 3.1
7. Betts, A., Chong, N., Donaldson, A.F., Qadeer, S., Thomson, P.: GPUVerify: a verifier for GPU kernels. In: OOPSLA 2012. pp. 113–132. ACM (2012) 3.1
8. Bjørner, N., Phan, A., Fleckenstein, L.: νZ - An Optimizing SMT Solver. In: TACAS 2015. pp. 194–199. Springer (2015) 4.1
9. Blackshear, S., Gorogiannis, N., O’Hearn, P.W., Sergey, I.: RacerD: Compositional Static Race Detection. *Proc. ACM Program. Lang.* **2**(OOPSLA), 144:1–144:28 (2018) 3.1
10. Blom, S., Huisman, M., Mihelcic, M.: Specification and verification of GPGPU programs. *Science of Computer Programming* **95**, 376–388 (2014) 3.1
11. Boehm, B.W., Papaccio, P.N.: Understanding and Controlling Software Costs. *IEEE Trans. Software Eng.* **14**(10), 1462–1477 (1988) 1
12. Bora, U., Das, S., Kukreja, P., Joshi, S., Upadrasta, R., Rajopadhye, S.V.: LLOV: A Fast Static Data-Race Checker for OpenMP Programs. *ACM Trans. Archit. Code Optim.* **17**(4), 35:1–35:26 (2020) 2.1, 2.1, 3.1
13. Cerný, P., Chatterjee, K., Henzinger, T.A., Radhakrishna, A., Singh, R.: Quantitative Synthesis for Concurrent Programs. In: CAV 2011. pp. 243–259. Springer (2011) 3.2
14. Chandra, S., Torlak, E., Barman, S., Bodík, R.: Angelic debugging. In: ICSE 2011. pp. 121–130. ACM (2011) 3.2
15. Chatarasi, P., Shirako, J., Kong, M., Sarkar, V.: An Extended Polyhedral Model for SPMD Programs and Its Use in Static Data Race Detection. In: LCPC 2016. pp. 106–120. Springer (2016) 3.1, A.4
16. Chatarasi, P., Shirako, J., Sarkar, V.: Static Data Race Detection for SPMD Programs via an Extended Polyhedral Representation. In: IMPACT 2016. vol. 16 (2016) 2.1, 3.1, A.4
17. Che, S., Boyer, M., Meng, J., Tarjan, D., Sheaffer, J.W., Lee, S., Skadron, K.: Rodinia: A Benchmark Suite for Heterogeneous Computing. In: HISWC 2009. pp. 44–54. IEEE Computer Society (2009) 4.1

18. Dagum, L., Menon, R.: OpenMP: An Industry-Standard API for Shared-Memory Programming. *IEEE Computational Science and Engineering* **5**(1), 46–55 (1998) 1
19. Deshmukh, J.V., Ramalingam, G., Ranganath, V.P., Vaswani, K.: Logical Concurrency Control from Sequential Proofs. In: *ESOP 2010*. pp. 226–245. Springer (2010) 3.2
20. Dinning, A., Schonberg, E.: Detecting Access Anomalies in Programs with Critical Sections. In: *PADD 1991*. pp. 85–96. ACM (1991) 3.1
21. Eichenberger, A.E., Mellor-Crummey, J.M., Schulz, M., Wong, M., Copt, N., Dietrich, R., Liu, X., Loh, E., Lorenz, D.: OMPT: An OpenMP Tools Application Programming Interface for Performance Analysis. In: *IWOMP 2013*. pp. 171–185. Springer (2013) 2.1, 3.1, A.4
22. Engler, D.R., Ashcraft, K.: RacerX: Effective, Static Detection of Race Conditions and Deadlocks. In: *SOSP 2003*. pp. 237–252. ACM (2003) 3.1
23. Fu, Z., Malik, S.: On Solving the Partial MAX-SAT Problem. In: *SAT 2006*. pp. 252–265. Springer (2006) 2.3, 2.4
24. Griesmayer, A., Bloem, R., Cook, B.: Repair of Boolean Programs with an Application to C. In: *CAV 2006*. pp. 358–371. Springer (2006) 3.2
25. Jin, G., Song, L., Zhang, W., Lu, S., Liblit, B.: Automated atomicity-violation fixing. In: *PLDI 2011*. pp. 389–400. ACM (2011) 3.2
26. Jobstmann, B., Griesmayer, A., Bloem, R.: Program Repair as a Game. In: *CAV 2005*. pp. 226–238. Springer (2005) 3.2
27. Johnson, D.S.: Approximation Algorithms for Combinatorial Problems. *Journal of Computer and System Sciences* **9**(3), 256–278 (1974) 2.3
28. Joshi, S., Kroening, D.: Property-Driven Fence Insertion Using Reorder Bounded Model Checking. In: *FM 2015*. pp. 291–307. Springer (2015) 3.2
29. Joshi, S., Lal, A.: Automatically finding atomic regions for fixing bugs in Concurrent programs. *CoRR* **abs/1403.1749** (2014) 3.2
30. Joshi, S., Muduganti, G.: GPURepair: Automated Repair of GPU Kernels. In: *VMCAI 2021*. pp. 401–414. Springer (2021) 3.2, 3.3
31. Joshi, S., Shyamasundar, R.K., Aggarwal, S.K.: A New Method of MHP Analysis for Languages with Dynamic Barriers. In: *IPDPS 2012*. pp. 519–528. IEEE Computer Society (2012) 3.1
32. Kernels, P.R.: Parallel Research Kernels. <https://github.com/ParRes/Kernels>, [Online; accessed 30-September-2024] 4.1
33. Lamport, L.: Time, Clocks, and the Ordering of Events in a Distributed System. *Commun. ACM* **21**(7), 558–565 (1978) 3.1
34. Lattner, C., Adve, V.S.: LLVM: A Compilation Framework for Lifelong Program Analysis & Transformation. In: *CGO 2004*. pp. 75–88. IEEE Computer Society (2004) 2.1, 3.1
35. Li, G., Gopalakrishnan, G.: Scalable SMT-based verification of GPU kernel functions. In: *FSE 2010*. pp. 187–196. ACM (2010) 3.1
36. Li, G., Li, P., Sawaya, G., Gopalakrishnan, G., Ghosh, I., Rajan, S.P.: GKLEE: concolic verification and test generation for GPUs. In: *PPOPP 2012*. pp. 215–224. ACM (2012) 3.1
37. Liao, C., Lin, P., Asplund, J., Schordan, M., Karlin, I.: DataRaceBench: A Benchmark Suite for Systematic Evaluation of Data Race Detection Tools. In: *SC 2017*. p. 11. ACM (2017) 4.1
38. LLOR: LLOR Github Repository. <https://github.com/cs17resch01003/llor>, [Online; accessed 30-September-2024] 4, A.3, A.3

39. LLOR: LLOR VMCAI 2025 Artifacts. <https://doi.org/10.5281/zenodo.13886253>, [Online; accessed 30-September-2024] 4
40. Malik, M.Z., Siddiqui, J.H., Khurshid, S.: Constraint-Based Program Debugging Using Data Structure Repair. In: ICST 2011. pp. 190–199. IEEE Computer Society (2011) 3.2
41. Marques-Silva, J., Planes, J.: On Using Unsatisfiability for Solving Maximum Satisfiability. CoRR [abs/0712.1097](https://arxiv.org/abs/0712.1097) (2007) 2.4
42. Mellor-Crummey, J.M.: On-the-fly Detection of Data Races for Programs with Nested Fork-Join Parallelism. In: SC 1991. pp. 24–33. ACM (1991) 3.1
43. Microsoft: Microsoft Azure Fsv2-Series Virtual Machine Sizes. <https://docs.microsoft.com/en-us/azure/virtual-machines/fsv2-series>, [Online; accessed 30-September-2024] 4.1
44. Monteiro, F.R., da S. Alves, E.H., da Silva, I., Ismail, H., Cordeiro, L.C., de Lima Filho, E.B.: ESBMC-GPU A context-bounded model checking tool to verify CUDA programs. *Science of Computer Programming* **152**, 63–69 (2018) 3.1
45. de Moura, L.M., Bjørner, N.: Z3: An Efficient SMT Solver. In: TACAS 2008. pp. 337–340. Springer (2008) 4.1, A.4
46. Muzahid, A., Otsuki, N., Torrellas, J.: AtomTracker: A Comprehensive Approach to Atomic Region Inference and Violation Detection. In: MICRO 2010. pp. 287–297. IEEE Computer Society (2010) 3.2
47. Nethercote, N., Seward, J.: Valgrind: A Program Supervision Framework. In: RV 2003. pp. 44–66. Elsevier (2003) A.4
48. Netzer, R.: Race Condition Detection for Debugging Shared-Memory Parallel Programs. Ph.D. thesis, University of Wisconsin Madison (1991) 3.1
49. Perkovic, D., Keleher, P.J.: Online Data-Race Detection via Coherency Guarantees. In: OSDI 1996. pp. 47–57. ACM (1996) 3.1
50. Pratikakis, P., Foster, J.S., Hicks, M.: LOCKSMITH: Practical Static Race Detection for C. *TOPLAS* **33**(1), 3:1–3:55 (2011) 3.1
51. Project, E.C.: ECP Proxy Applications. <https://proxyapps.exascaleproject.org/>, [Online; accessed 30-September-2024] 4.1
52. Quinlan, D., Liao, C.: The ROSE source-to-source compiler infrastructure. In: PACT 2011. vol. 2011, p. 1 (2011) A.4
53. Savage, S., Burrows, M., Nelson, G., Sobalvarro, P., Anderson, T.E.: Eraser: A Dynamic Data Race Detector for Multithreaded Programs. *ACM Trans. Comput. Syst.* **15**(4), 391–411 (1997) 3.1
54. Schordan, M., Quinlan, D.J.: A Source-to-Source Architecture for User-Defined Optimizations. In: JMLC 2003. pp. 214–223. Springer (2003) A.4
55. Serebryany, K., Iskhodzhanov, T.: ThreadSanitizer: Data race detection in practice. In: WBIA 2009. pp. 62–71 (2009) A.4
56. Serebryany, K., Potapenko, A., Iskhodzhanov, T., Vyukov, D.: Dynamic Race Detection with LLVM Compiler - Compile-Time Instrumentation for ThreadSanitizer. In: RV 2011. pp. 110–114. Springer (2011) A.4
57. Valgrind-project: DRD: A Thread Error Detector. <http://valgrind.org/docs/manual/drd-manual.html>, [Online; accessed 30-September-2024] A.4
58. Valgrind-project: Helgrind: A Thread Error Detector. <http://valgrind.org/docs/manual/hg-manual.html>, [Online; accessed 30-September-2024] 2.1, 3.1, A.4
59. Vechev, M.T., Yahav, E., Yorsh, G.: Abstraction-guided synthesis of synchronization. In: POPL 2010. pp. 327–338. ACM (2010) 3.2
60. Voung, J.W., Jhala, R., Lerner, S.: RELAY: Static Race Detection on Millions of Lines of Code. In: FSE 2007. pp. 205–214. ACM (2007) 3.1

61. Ye, F., Schordan, M., Liao, C., Lin, P., Karlin, I., Sarkar, V.: Using Polyhedral Analysis to Verify OpenMP Applications are Data Race Free. In: CORRECTNESS 2018. pp. 42–50. IEEE (2018) 2.1, 3.1, A.4
62. Yuki, T., Gupta, G., Kim, D., Pathan, T., Rajopadhye, S.V.: AlphaZ: A System for Design Space Exploration in the Polyhedral Model. In: LCPC 2012. pp. 17–31. Springer (2012) A.4

Appendix A More Experiments and Results

A.1 Source Code Size

Fig. 3 shows the size of the programs in terms of lines of code. The average number of lines of code for the test suite is 694.92, and the median is 44. 58 programs have more than 100 lines of code, and 184 programs have more than 50 lines of code.

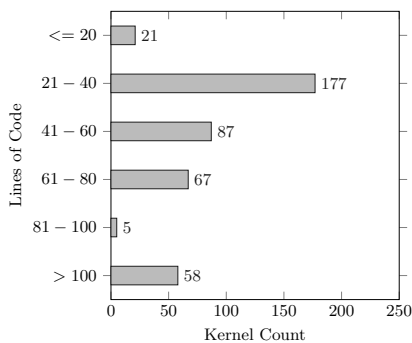


Fig. 3. Lines of Code

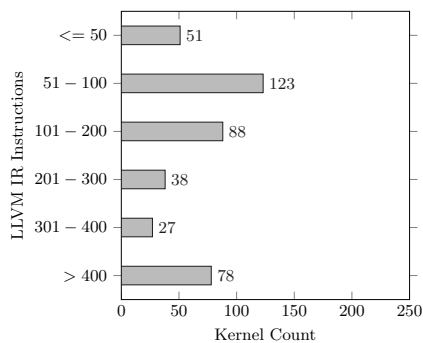


Fig. 4. LLVM IR Instructions

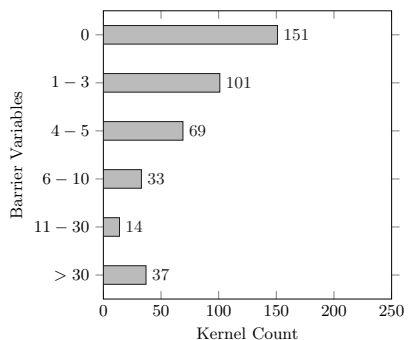


Fig. 5. Barrier Variables

The instrumentation component of *LLOR* works with LLVM IR and not on the source code. A line of source code could result in zero (e.g., code comments)

or more LLVM IR instructions. LLVM IR was generated for 405 programs. 10 programs did not reach the instrumentation stage of *LLOR* since the compiler could not generate LLVM IR for them. Fig. 4 shows the size of the programs in terms of LLVM IR instructions. The average number of LLVM IR instructions for the test suite is 1995.34, and the median is 115.

The repair step of *LLOR* depends on the number of barrier variables that have been introduced during instrumentation. Fig. 5 shows the number of barrier variables introduced in the instrumentation stage of *LLOR*. The average number of barrier variables for the test suite is 71.01, and the median is 2. More than 50% of the programs had less than 3 barrier variables.

A.2 Case Studies

In this section, we go over some of the programs that caused either *LLOV* or *LLOR* to fail. Consider the program in Listing 1.5. Multiple threads are incrementing the value in the address pointed by the static pointer variable, thereby causing a data race. Listing 1.6 shows the simplified LLVM IR code for this. The address stored in `counter` is copied to `%3`, and this variable is used to perform the increment. *LLOR* detects that `counter` is a shared variable and instruments the instructions that are using it, but does not track that the address has been copied. Because of this, line 4 is not instrumented, and *LLOR* is unable to fix the program.

Listing 1.7 showcases an example of a shared array being read and written in the same line. Since *LLOR* works on the LLVM IR level, such statements are split into two LLVM instructions, one for the read and another for the write. By leveraging this, *LLOR* can fix such cases. The output message in these cases would suggest the line where the barrier needs to be inserted, but the user will have to split the line in the source program manually and insert the barrier.

<pre> 1 static int* counter; 2 3 int main() { 4 #pragma omp parallel 5 (*counter)++ 6 }</pre>	<pre> 1 %3 = load i32*, i32** @counter 2 %4 = load i32, i32* %3 3 %5 = add nsw i32 %4, 1 4 store i32 %5, i32* %3</pre>
---	---

Listing 1.5. Pointer Data Race

Listing 1.6. LLVM IR

```

1 int data[NUM_THREADS+1];
2 #pragma omp parallel {
3     int id = omp_get_thread_num();
4     data[id] = data[id+1];
5 }
```

Listing 1.7. OpenMP program with a data race in the same line

Listing 1.8 and Listing 1.9 are two equivalent programs written in Fortran and C++, respectively. It can clearly be seen that the programs have a data

race because of the read instruction at line 10 and the write instruction at line 11.

```

1  program datarace
2      use omp_lib
3
4      implicit none
5      integer :: id, temp, threads = 10
6      integer :: data(11)
7
8      !$omp parallel private(id,temp)
9          id = omp_get_thread_num()+1
10         temp = data(id+1)
11         data(id) = temp
12     !$omp end parallel
13 end program

```

Listing 1.8. OpenMP program in Fortran with a data race

```

1  #include "omp.h"
2  #define NUM_THREADS 10
3
4  int main()
5  {
6      int data[NUM_THREADS+1];
7      #pragma omp parallel
8      {
9          int id = omp_get_thread_num();
10         int temp = data[id+1];
11         data[id] = temp;
12     }
13 }

```

Listing 1.9. OpenMP program in C++ with a data race

Even though these programs are similar, *LLOV* is able to identify a data race in the C++ program but not in the Fortran program. Upon investigation, we found out that the LLVM IR generated by *Clang* (an *LLVM* frontend for C++ programs) and *Flang* (an *LLVM* frontend for Fortran programs) are different. There are three steps in the parallel block:

1. The `thread_num` is retrieved
2. The `data` array is read
3. The `data` array is written into

Tab. 3 and Tab. 4 illustrate the LLVM IR instructions generated for these three steps for Listing 1.8 and Listing 1.9, respectively.

The LLVM IR generated by *Clang* and *Flang* for the first two steps are similar. However, the third step (writing into the `data` array) has a different implementation. In the LLVM IR generated for the C++ program, the code directly accesses the memory location represented by `data[omp_get_thread_num()]`. In contrast,

Table 3. LLVM Instructions for the Fortran program in Listing 1.8

LLVM Instructions	
1	%0 = call i32 (...) @omp_get_thread_num() %1 = add nsw i32 %0, 1
2	%2 = sext i32 %1 to i64 %3 = bitcast %struct.BSS1* @.BSS1 to i32* %4 = getelementptr i32, i32* %3, i64 %2 %5 = load i32, i32* %4, align 4
3	%6 = sext i32 %1 to i64 %7 = bitcast %struct.BSS1* @.BSS1 to i8* %8 = getelementptr i8, i8* %7, i64 -4 %9 = bitcast i8* %8 to i32* %10 = getelementptr i32, i32* %9, i64 %6 store i32 %5, i32* %10, align 4

Table 4. LLVM Instructions for the C++ program in Listing 1.9

LLVM Instructions	
1	%4 = call i32 @omp_get_thread_num() %5 = add nsw i32 %4, 1
2	%6 = sext i32 %5 to i64 %7 = getelementptr inbounds [11 x i32], [11 x i32]* %2, i64 0, i64 %6 %8 = load i32, i32* %7, align 4
3	%9 = sext i32 %4 to i64 %10 = getelementptr inbounds [11 x i32], [11 x i32]* %2, i64 0, i64 %9 store i32 %8, i32* %10, align 4

the code of the LLVM IR generated for the Fortran program first computes the memory location represented by `data[omp_get_thread_num()+1]` and moves 4 bytes backward (since the array consists of 32-bit integers).

Cases like these reaffirm the fact that the soundness and completeness guarantees of *LLOR* are dependent on the completeness of *LLOV*.

```

1 int data[NUM_THREADS+1];
2 #pragma omp parallel {
3     int id = omp_get_thread_num();
4     data[0] = id;
5 }
```

Listing 1.10. OpenMP program with a data race because of a write-write conflict

Consider the program in Listing 1.10. The data race occurs because all the threads are trying to update the first location of the array `data` with their corresponding thread numbers. This results in a write-write conflict on the same line

number. No barrier placement can mitigate the data race occurring in this program. Even though *LLOV* correctly identifies the data race in these programs, *LLOR* is unable to repair them.

A.3 Running *LLOR*

As described in Fig. 1, *LLOR* uses multiple tools in the repair process. All these steps are abstracted from the user through a single command-line utility. After installing *LLOR* as described in [38], the tool can be accessed from any folder. Once the program is repaired, *LLOR* prints the needed changes in the source code and provides a fixed LLVM IR program as evidence. Fig. 6 shows a sample run and changes recommended by *LLOR*.

```
root@llor-vm:/datadrive/llor# llor --path /datadrive/llor/testsuite/baseline/B01_simple_race.c
Add a barrier at line number 20.
root@llor-vm:/datadrive/llor# ls /datadrive/llor/testsuite/baseline/B01_simple_race.*
/datadrive/llor/testsuite/baseline/B01_simple_race.c
/datadrive/llor/testsuite/baseline/B01_simple_race.inst.ll
/datadrive/llor/testsuite/baseline/B01_simple_race.summary
```

Fig. 6. *LLOR* Commands

```
export LLOV_BUILD = /datadrive/llor/build
export OMPI_CC = ${LLOV_BUILD}/bin/clang
export OMPI_CXX = ${LLOV_BUILD}/bin/clang++

CC = mpicc
LD = mpicc
CFLAGS = -fopenmp -S -emit-llvm -g -Xclang -disable-O0-optnone \
-I${LLOV_BUILD}/projects/openmp/runtime/src

OBJS = omp_smithW.o serial_smithW.o

llor: $(OBJS)
```

Fig. 7. Sample Makefile

LLOR also has the ability to repair programs that have multiple source files. The prerequisite for these programs is that there should be a makefile in the root folder with a target named *llor*. This target should generate the LLVM IR for the various source files of the program. Examples of this makefile are provided at [38].

The solver type can be changed from *mhs* to *MaxSAT* through the command-line options. Additional logging can also be enabled through these options.

```

root@llor-vm:/datadrive/llor# llor --path /datadrive/llor/testsuite_large/others/Smith-Waterman
Create an ordered region covering lines 240 to 280 in /datadrive/llor/testsuite_large/others/Smith-Waterman/omp_smithW.c.
root@llor-vm:/datadrive/llor# ls /datadrive/llor/testsuite_large/others/Smith-Waterman
LICENSE Makefile README.md assert.txt omp_smithW.c omp_smithW.inst.ll serial_smithW.c summary.summary

```

Fig. 8. Multifile Repair

```

root@llor-vm:/datadrive/llor# llor --help
Repair 1.0.0
Copyright (C) 2024 Repair

-p, --path           Required. The program to repair.
-x, --timeout        The repair timeout.
-d, --detailedlogging Enables detailed logging.
-t, --testonly       Run the repairer without generating files.
-s, --solvertype     The solver that is to be used in the repair process.
--help              Display this help screen.
--version            Display version information.

```

Fig. 9. LLOR Options

A.4 OpenMP Verifiers

As mentioned in Section 3.1, several static and dynamic tools have been proposed for identifying data races in OpenMP programs. Even though our tool uses *LLOV* as the verifier, in principle, the technique behind *LLOR* works for any verifier. One possible direction that future work might take is exploring other verifiers to improve the repair coverage of *LLOR*. In this section, we briefly introduce the other verifiers that were touched upon in Section 3.1.

ompVerify [5] is a polyhedral model-based static data race detection tool built on top of the *AlphaZ* [62] polyhedral framework. *DRACO* [61] is another static data race detection tool that uses the polyhedral model and is built on top of the *ROSE* [54, 52] compiler framework. *PolyOMP* [16, 15] uses the polyhedral model to encode OpenMP loop nest information as constraints and uses the *Z3* [45] solver to detect race conditions. The extended version of *PolyOMP* [15] uses *May-Happen-in-Parallel* analysis in place of *Z3*.

SWORD [3] is a dynamic tool based on operational semantic rules and uses the OpenMP tools framework *OMPT* [21]. It uses locksets to implement the semantic rules by taking advantage of the events tracked by *OMPT*. *Helgrind* [58] and *Valgrind DRD* [57] are dynamic race detection tools built in the *Valgrind* [47] framework. Both of them use the happens-before relations to identify data races. *ThreadSanitizer* [55] is another dynamic data race detection tool based on *Valgrind*. It uses a hybrid approach of analyzing the happens-before relations and maintaining locksets for read/write operations on shared memory. *TSan-LLVM* [56] is based on *ThreadSanitizer*. It uses *LLVM* to instrument the binaries

instead of Valgrind. Archer [2] uses both static and dynamic analysis for race detection. It uses happens-before relations, which enforces multiple runs of the program to find races. Archer reduces the analysis space for TSan-LLVM by instrumenting only parallel sections of an OpenMP program.