



VideoEspresso: A Large-Scale Chain-of-Thought Dataset for Fine-Grained Video Reasoning via Core Frame Selection

Songhao Han¹, Wei Huang², Hairong Shi¹, Le Zhuo³, Xiu Su⁴, Shifeng Zhang⁵, Xu Zhou⁵, Xiaojuan Qi², Yue Liao^{6†}, Si Liu^{1†}

¹Beihang University ²The University of Hong Kong ³Shanghai AI Lab

⁴Central South University ⁵Sangfor Technologies Inc. ⁶CUHK

{hshjerry, liusi}@buaa.edu.cn, {aaron.wei Huang, liaoyue.ai}@gmail.com




Figure 1. **Overview of VideoEspresso.** (a) Comparison of annotation pipelines: Unlike traditional videoQA datasets, *VideoEspresso* features an automatic pipeline for constructing complex reasoning QA tasks and multimodal Chain-of-Thought (CoT) annotations. This enhances the diversity of QA data and significantly improves scalability. (b) Examples from *VideoEspresso*: Illustrated are sample question-answer pairs, along with CoT bounding boxes and evidence annotations, demonstrating the dataset’s richness. (c) Benchmark performance: Comparative results on our benchmark highlight the video reasoning capabilities of our model.

Abstract

The advancement of Large Vision Language Models (LVLMs) has significantly improved multimodal understanding, yet challenges remain in video reasoning tasks due to the scarcity of high-quality, large-scale datasets. Existing video question-answering (VideoQA) datasets often rely on costly manual annotations with insufficient granularity or automatic construction methods with redundant frame-by-frame analysis, limiting their scalability and effectiveness for complex reasoning. To address these challenges, we introduce *VideoEspresso*, a novel dataset that features VideoQA pairs preserving essential spatial details and temporal coherence, along with multimodal annotations of intermediate reasoning steps. Our construction pipeline employs a semantic-aware method to reduce re-

dundancy, followed by generating QA pairs using GPT-4o. We further develop video Chain-of-Thought (CoT) annotations to enrich reasoning processes, guiding GPT-4o in extracting logical relationships from QA pairs and video content. To exploit the potential of high-quality VideoQA pairs, we propose a Hybrid LVLMs Collaboration framework, featuring a Frame Selector and a two-stage instruction fine-tuned reasoning LVLM. This framework adaptively selects core frames and performs CoT reasoning using multimodal evidence. Evaluated on our proposed benchmark with 14 tasks against 9 popular LVLMs, our method outperforms existing baselines on most tasks, demonstrating superior video reasoning capabilities. Our code and dataset will be released at: <https://github.com/hshjerry/VideoEspresso>

[†]Corresponding Author

1. Introduction

In recent years, the development of Large Vision Language Models (LVLMs) [3, 11, 18, 24] has brought significant advancements to multi-modal understanding tasks. By integrating visual and language information through extensive data training, more advanced LVLMs families [16, 31] are able to generate reasonable outputs while fully leveraging the rich knowledge of LLMs, thus demonstrating excellent performance in tasks like image captioning and visual question answering. Recent research has started to explore extending LVLMs to the domain of video content understanding [19, 22, 27]. Although these efforts have shown great potential on certain basic video understanding benchmarks [20, 28, 42, 47], their performance on complex video reasoning tasks remains less than satisfactory.

A primary limitation in video question-answering (VideoQA) research is the scarcity of high-quality, large-scale datasets. Current VideoQA datasets [15, 41, 47] rely on costly manual annotations that often lack the granularity needed for detailed understanding, limiting scalability. Yet, LVLMs require vast amounts of multimodal QA pairs for effective training. Recently, advancements in large language models (LLMs) like GPT-4 [30] and Gemini-Pro [12] have allowed for the automatic generation of QA pairs through carefully designed prompts. A straightforward approach is to use video metadata—typically high-level descriptions—and leverage LLMs to generate QA pairs based on this coarse information. However, the missing of crucial video details restricts the QA pairs’ effectiveness for fine-grained reasoning. Alternatively, analyzing video frames for a more granular understanding is feasible, but video content is often redundant, with key information dispersed sparsely, making frame-by-frame analysis computationally expensive and prone to information overload.

To address these challenges, we propose a novel automatic VideoQA construction method and introduce a new dataset, *VideoEspresso*. By preserving important spatial details with temporal coherence, we create a fine-grained reasoning-enabled VideoQA dataset that fosters more effective multimodal understanding. As shown in Fig. 1, we first design a semantic-aware key information extraction method to extract key information from the video. Unlike traditional methods that extract key frames based on image representations, we first map video frames to the linguistic space using an LVLM. We then remove similar frames based on semantic similarity, which reduces redundancy in the video data. To retain frame-level details and inter-frame correlation, we sequentially group the video frames and input them into GPT-4o [31]. With carefully designed prompts, we instruct the model to generate initial QA pairs and filter out low-quality data. To further expand the intermediate reasoning steps, we introduce video Chain-of-Thought annotations. We design prompts to guide GPT-4o in extract-

ing logical relationship evidence from QA pairs and videos that are helpful for answers, including interactions of key objects in spatial and temporal flow. By annotating these logical processes, we ultimately aim to expand the chain of inference evidence on QA datasets.

To fully leverage the potential of the high-quality VideoQA pairs in our proposed *VideoEspresso*, we introduce a novel framework, Hybrid LVLMs Collaboration for VideoQA, achieving cost-effective and accurate video LVLM reasoning. The framework is composed of a tiny *Frame Selector* and a fine-grained reasoning LVLM. The *Frame Selector* adaptively selects the most relevant core frames for the question based on the image-to-language mapping. These core frames are then submitted to the reasoning LVLM, where the model first extracts multimodal evidence based on the frame information, and ultimately provides the answer to the question through chain-of-thought reasoning, leveraging this evidence. This dataset provides explicit annotations of key reasoning steps and image regions through both text and bounding boxes, which enables models to effectively use text and image localization information when answering questions.

Based on our dataset, we have constructed an evaluation benchmark that includes a set of GPT-4o-based open-ended evaluation metrics. We evaluated 9 popular LVLMs as our comparison baselines. To assess video reasoning capabilities from different perspectives, we categorized the evaluation into 14 tasks. Our method demonstrates significant advantages over baseline methods across most tasks.

2. Related Work

VideoQA Dataset. Traditional videoQA datasets [15, 42, 47] rely heavily on manual annotations, where annotators watch videos, summarize content, and generate QA pairs based on set guidelines. This labor-intensive process limits scalability. With advancements in LLM capabilities [1, 12, 29], recent approaches use tailored prompts to utilize LLMs for annotation, often relying on metadata or detailed captions [6, 36] to construct QA data [20, 33, 35]. However, these methods often lack fine-grained video information and depend heavily on raw video data. In contrast, we introduce an automatic pipeline for QA pair generation that processes and annotates raw data without manual input, enhancing scalability.

Video LVLMs. In recent years, large vision-language models (LVLMs) have advanced VideoQA tasks significantly. Prior works have enhanced model performance by experimenting with various architectures, with some aligning visual and textual features through Q-Former [5, 16, 48], while others concatenate frame-level features directly [14, 19]. Balancing frame count with token efficiency has become a key focus, typically addressed by uniform sampling [5, 49] or additional modules [22, 35]. Our approach

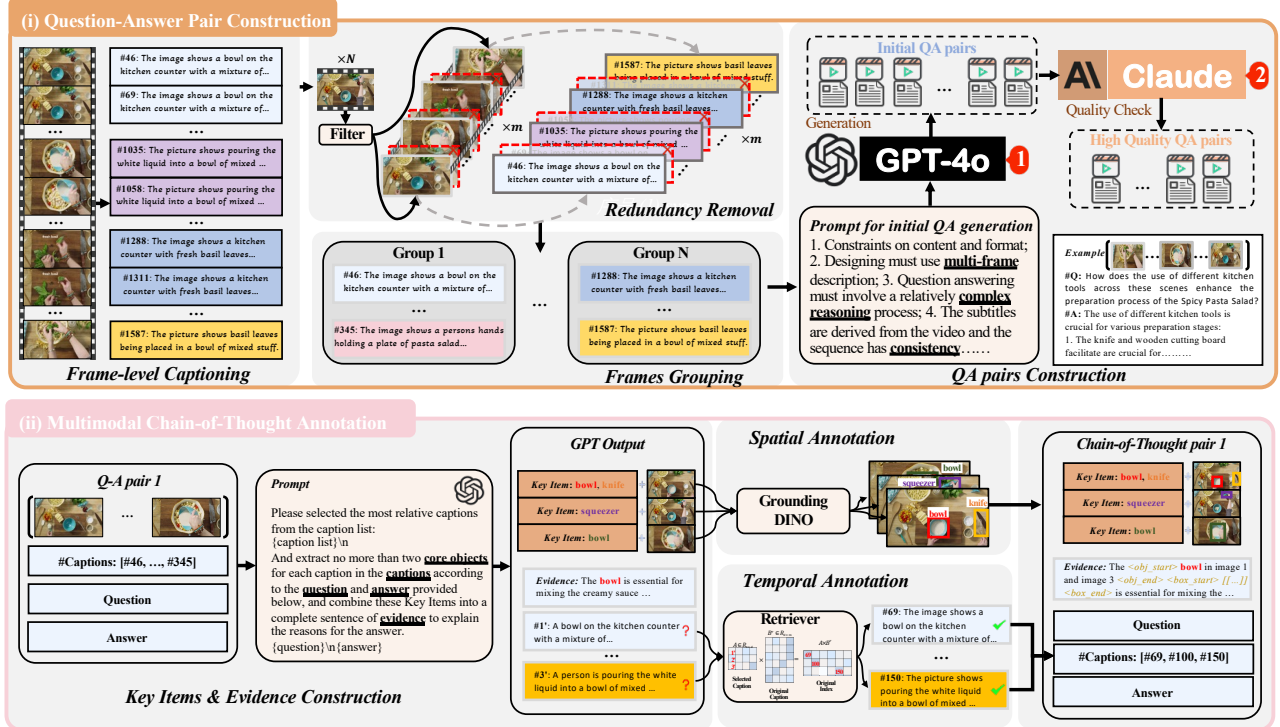


Figure 2. **The automatic generation pipeline of VideoEspresso.** (i) **Question-Answer Pair Construction:** We use video frame-level captions to extract the key frames of the video and group descriptions of these frames. Then, we prompt GPT-4 to design questions for each group of video frames. (ii) **Multimodal Chain-of-Thought Annotation:** We extract key evidence text and generate captions with the highest relevance to the question with GPT-4o. Additionally, we annotate spatial and temporal information for key items, which results in multimodal Chain of Thought data pairs grounded in both temporal and spatial dimensions.

employs a tiny model that selectively captures frames relevant to the question, minimizing context length while preserving essential spatiotemporal information.

Visual CoT. Chain-of-Thought (CoT) techniques enhance the reasoning abilities of LLMs by guiding them through intermediate reasoning steps to produce more accurate answers. While prior works [45, 51] have applied CoT to visual tasks, they primarily focus on text-level reasoning, often overlooking visual comprehension. Recent studies [34, 39] improved performance by targeting specific image regions. In videoQA, VideoCoT [38] focuses on text-level reasoning, while VoT [10] emphasizes spatial relationships. Our approach integrates key object regions and core frames in the video CoT reasoning, capturing both spatial and temporal details to enhance video understanding.

3. VideoEspresso

In this section, we introduce *VideoEspresso*, a large-scale VideoQA dataset designed to facilitate high-level reasoning over macroscopic video semantics. This dataset is generated through a scalable, fully automated generation pipeline that produces high-quality reasoning VideoQA pairs from distilled video content. The *VideoEspresso* construction

pipeline consists of the following key stages: (1) We collect raw video data, followed by redundancy reduction streamline video frames that encapsulate essential content; (2) Based on these frames, we generate QA pairs that capture the core semantics of each video; (3) To further enable interpretability and bolster the benchmark for complex reasoning capabilities, we incorporate fine-grained Chain-of-Thought (CoT) annotations, which connect core visual elements through spatial and temporal interactions, bridging the reasoning gaps in traditional VideoQA pairs.

3.1. Video Data Curation

We leverage the vast amount of unannotated Internet videos for building scalable datasets. To build a videoQA dataset with complex semantic reasoning, selecting appropriate data sources and types is essential. As illustrated in Fig. 3, we collect raw videos from 7 datasets [9, 26, 35, 37, 40, 44, 52] encompassing rich temporal dynamics, logical sequences, and causal relationships. These high-level semantics provide a strong foundation for constructing a complex and coherent question-answering dataset. We conduct a manual review of these videos to evaluate their reasoning potential. The dataset includes diverse video types, covering genres such as news, movies, documentaries, animation,

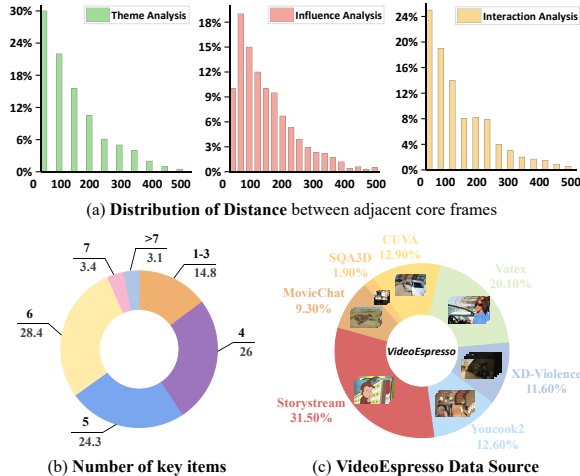


Figure 3. The statistical analysis of our *VideoEspresso* dataset.

and educational content. Based on these characteristics, we predefined 14 tasks to assess the model’s capabilities across various dimensions of video reasoning tasks.

3.2. Redundancy Removal in Video Frames

The goal of this module is to eliminate redundant information in the video and retain the essential content by selecting a concise sequence of frames. Different videos exhibit varying rates of content and scene changes. Initially, we determine an appropriate sampling interval based on the type of video. For instance, for rapidly changing dynamic scenes, we set the FPS between 2 and 4, whereas for static scenes, we choose a longer sampling interval, with FPS set to 1. Then, to capture the fine-grained semantic information of the video as input for constructing QA pairs, we use InternVL2-8B [7] to perform frame-level captioning on all sampled frames. To filter out redundant frames in the video, we leverage the language retrieval model BGE-M3 [4] to preliminarily remove highly similar frames through fine-grained semantic filtering. Specifically, for all sampled frame descriptions \mathcal{C} , if the cosine similarity between the textual features $\phi_T(c)$ of adjacent captions exceeds a pre-set threshold τ , we apply a Last-In-First-Out (LIFO) filtering approach. This process results in a concise caption sequence \mathcal{C}' and the corresponding frames. The process is formulated as follows:

$$\mathcal{S} = \arg \max_{c_i, c_j \in \mathcal{C}} \cos(\phi_T(c_i), \phi_T(c_j)), \quad (1)$$

$$\mathcal{C} \longrightarrow \mathcal{C}' (c \in \mathcal{C}', \text{ if } \mathcal{S}(c) < \tau), \quad (2)$$

where \mathcal{S} denotes the similarity matrix, and $\phi_T(c)$ represents the feature computation for the caption c .

3.3. Question-Answer Pair Construction

This module aims to leverage the powerful language reasoning capabilities of LLMs to automatically construct high-

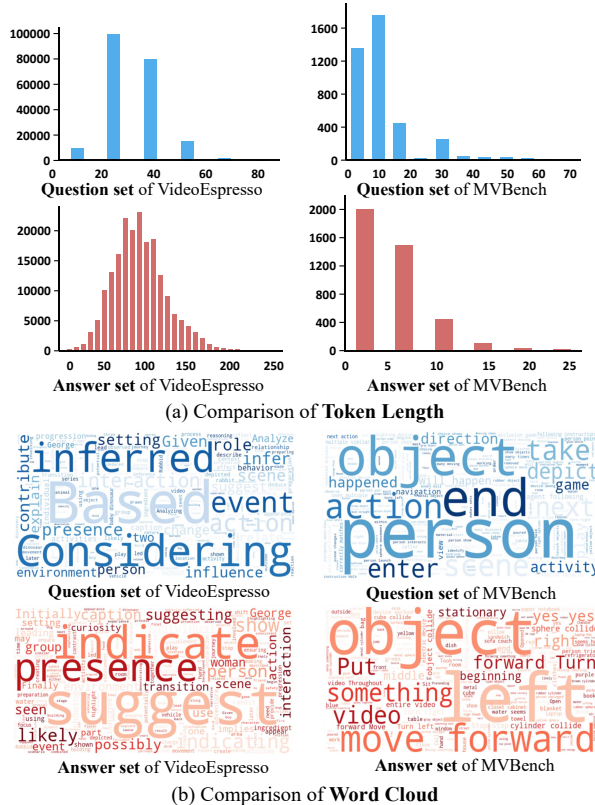


Figure 4. The dataset attributes comparison between our *VideoEspresso* and *MVBench*.

quality video reasoning QA pairs based on detailed descriptions of video frames. To maintain semantic continuity within the groups and avoid issues such as model hallucinations and failure to follow instructions—caused by an excessive number of tokens—we adopt a continuous grouping approach to streamline frames. Specifically, for all captions \mathcal{C}' of a single video, every 15 consecutive frame captions are grouped into a group \mathcal{G}_i that preserves both frame-level details and inter-frame correlations.

To obtain complex reasoning QA pairs, we design and iteratively refine prompts to ensure that the LLM follows the rules in constructing them. As shown in the top-right corner of Fig. 2, our prompts instruct GPT-4o [31] to generate question-answer pairs based on multi-frame descriptions, while also ensuring that GPT-4o maintains consistency between the descriptions to construct complex video reasoning questions. To improve the quality of the QA pairs, we validate them by designing an additional LLM [1] to verify the quality of both the questions and answers, including eliminating hallucinations in the QA pairs, checking the factual accuracy of the answers, and filtering out answers to highly subjective or difficult-to-evaluate open-ended questions. Ultimately, we obtain high-quality reasoning QA pairs for these videos and record the frame sequence grouping corresponding to each QA pair.

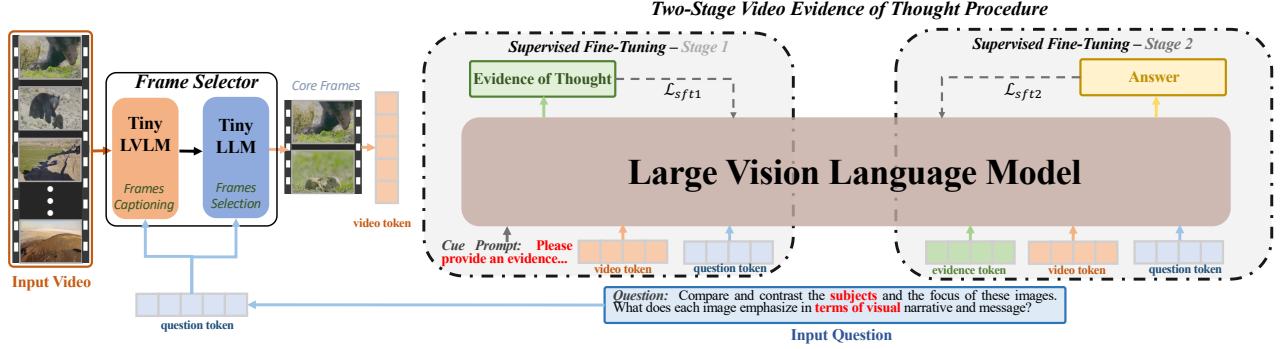


Figure 5. **Two-Stage Video Evidence of Thought Training Procedure.** The Frame Selector comprises a tiny LVLM and a tiny LLM, tasked with generating captions for videos and selecting the most relevant frame to as core video token for large reasoning model. A two-stage supervised fine-tuning technique is employed. During stage-1, a set of cue prompts is introduced to guide the model in producing evidence, while in stage-2, the evidence generated from stage-1 is concatenated and used directly to guide the answer generation.

3.4. Multimodal Chain-of-Thought Annotation

To further enhance the reasoning capabilities of models, this module focuses on annotating multimodal evidence that contains key spatiotemporal information. First, we group the Q-A pairs obtained in Sec. 3.3 along with the corresponding frame sequences as input, and design the prompt shown in the lower-left corner of Fig. 2 to guide GPT-4o [31] in extracting key information. Sparse core frames are sufficient to capture enough information to answer the question; hence, we need to obtain the core frames most relevant to the question. Accordingly, our designed prompt primarily guides GPT-4o to extract the following key information: (1) From the captions group, select the captions most relevant to the question, i.e., the captions of core frames; (2) extract key objects from these captions, i.e., the key items; and (3) organize these key objects into a natural language description as evidence to support answering the question, i.e., the evidence. To expand the dimensions of reasoning, we annotate these key elements with temporal and spatial information. For spatial annotation, we apply GroundingDINO [25] to mark bounding boxes around all key items and leverage CLIP-ViT-B/32 [32] to verify consistency between labels and objects within the bounding boxes. For temporal annotation, since GPT-4o’s generated captions of core frames \mathcal{G}_{GPT} in (1) cannot directly match the original captions at the string level, we employ BGE-M3 [4] to retrieve the caption in the original set \mathcal{G}_i and obtain temporal grounding information t . The process is formulated as follows:

$$t = \arg \max_k \cos(\phi_T(c_j), \phi_T(c_k)), \quad (3)$$

where $c_j \in \mathcal{G}_{GPT}$, $c_k \in \mathcal{G}_i$.

Finally, we obtain both textual evidence and multimodal key information that includes temporal and spatial dimensions, which can serve as the intermediate reasoning step to

assist in answering questions.

3.5. Data Analysis

In Fig. 3 and Fig. 4, we provide a visualization of the data analysis and comparisons. To investigate the temporal distribution of key information in videos, we first examine the distribution of distances between adjacent key frames across different tasks. As shown in Fig. 3.(a), the distance distribution between key frames varies significantly across tasks, indicating that the conventional strategy of uniformly sampling video frames is suboptimal and introduces substantial redundancy. As shown in Fig. 3.(b), the number of key items in the CoT of our dataset is diverse, encompassing a range from a few to numerous critical elements, reflecting the complexity and diversity of the visual content. In addition to the unique characteristics of our dataset, we also compare it with the QA content of a popular dataset, MVBench [20]. As shown in Fig. 4.(a), we illustrate the differences between the datasets in terms of token length. The QA set length in MVBench (right) is shorter, while the answer set in our *VideoEspresso* (left) is on average much longer and exhibits greater diversity in distribution. As illustrated in Fig. 4.(b), we further present a comparison of the word clouds for *VideoEspresso* and MVBench. In the Question set, our *VideoEspresso* emphasizes reasoning based on visual facts, with keywords like “considering”, “based” and “inferred”. In contrast, MVBench emphasizes basic inquiries such as “object”, “person” and “action”. In the Answer set, *VideoEspresso* includes not only reasoning-related keywords as previously described but also terms associated with reasoning steps, such as “Initially” and “Finally”. On the other hand, MVBench focuses on object definitions and spatial relationships within videos, with keywords like “object”, “left” and “forward”.

4. Hybrid LVLMs Collaboration for VideoQA

To fully unleash the potential of high-quality video QA pairs offered by *VideoEspresso*, we propose an efficient video reasoning framework with hybrid LVLMs collaboration to enable cost-effective and accurate video LVLM reasoning. As shown in Fig. 5 the framework consists of two core components: a lightweight selector that identifies core frames that are closely related to the input question, and a powerful LVLM that performs content understanding and reasoning based on these selected core frames.

4.1. Core Frames Selection via Tiny LVLM

We propose a Lightweight Selector designed to extract core frames that are closely aligned with the question from input videos. Unlike traditional keyframe extraction methods, which primarily filter out semantically similar frames, our approach dynamically selects question-driven core frames to meet diverse task requirements. This enables a reduction in the number of frames passed to large models compared to conventional methods that rely solely on frame semantic similarity. Moreover, this selector serves as a plug-and-play module that can be inserted before any LVLMs.

Our architecture comprises a lightweight LVLM with 1 billion parameters and an LLM with 0.5 billion parameters in a sequential setup. The LVLM’s function is to convert video frames into language descriptions, while the LLM selects frames most relevant to the question based on these descriptions. Specifically, the process consists of two steps.

(1) Frame Captioning: Given a video V and a specified frames-per-second (FPS) sampling rate, the LVLM samples frames and generates a caption c_i for each frame f_i . This process can be formulated as:

$$\{f_i\}_{i=1}^N = \text{SampleFrames}(V, \text{FPS}) \quad (4)$$

$$\{c_i\}_{i=1}^N = \text{LVLM}(\{f_i\}_{i=1}^N) \quad (5)$$

where N is the total number of sampled frames and $\{c_i\}_{i=1}^N$ represents the collection of captions for these frames.

(2) Core Frame Selection: Using the set of captions $\{c_i\}_{i=1}^N$ and a question q , the LLM identifies the subset of captions most relevant to q , resulting in a set of core frame captions $\{c'_j\}_{j=1}^M$:

$$\{c'_j\}_{j=1}^M = \text{LLM}(\{c_i\}_{i=1}^N, q) \quad (6)$$

where $M \leq N$ and $\{c'_j\}_{j=1}^M$ represents the final set of core captions selected for their relevance to the question. Since this step requires minimal reasoning from the model, we adopt a cost-efficient solution to address the challenges posed by excessive token length when handling video input in large models.

4.2. Fine-Grained Reasoning via LVLM

Given key frames extracted from the first stage, our goal is to enable the model to effectively leverage multimodal spatiotemporal evidence for answering complex reasoning tasks. We design a two-stage supervised fine-tuning paradigm. In the first stage, we guide the model to extract essential visual evidence from video data relevant to the question, establishing a foundation for deeper reasoning. This is achieved through supervised fine-tuning using instructions like “*Please provide evidence to help answer the question.*” to guide the model in generating evidence. This evidence-based generation process not only filters core information but also enhances multimodal alignment and prepares the model for subsequent reasoning tasks.

In the second stage, we further fine-tune the model to directly generate answers based on the extracted multimodal evidence. This is achieved through supervised fine-tuning using instructions like “*Please answer the question with the help of evidence.*” to guide the model in answering with evidence. Unlike traditional single-stage question-answering methods, this two-stage structure divides evidence generation and answer generation, enhancing transparency in reasoning and boosting response accuracy. Besides, it ensures that the model gradually integrates multimodal information for complex spatiotemporal reasoning, significantly improving performance in video question-answering tasks by producing more logically coherent answers.

4.3. Inference

During the inference phase, we first use the Lightweight Selector to extract core frames from the video that are closely related to the question, serving as input for subsequent reasoning. We then leverage a fine-grained reasoning LVLM, which generates evidence through a chain-of-thought process to support the final answer generation. This workflow enables efficient question answering, from frame selection to answer generation.

5. Experiments

5.1. Overview of the Evaluation Benchmark

Our *VideoEspresso* includes 14 predefined tasks, with each constructed QA pair matched to a corresponding task using GPT-4o. If no suitable task alignment is identified, the pair is categorized as “*Others*”. To establish a comprehensive benchmark, the defined tasks encompass diverse perspectives, including time, logic, scene, behavior, and state, illustrated by examples such as “*Event Dynamics*”, “*Causal Analysis*” and “*Theme Analysis*”. Additionally, the framework incorporates real-world application tasks, such as “*Cooking Process*” and “*Traffic Analysis*”. The benchmark assesses the performance of LVLMs through both objective and subjective evaluations, providing a multifaceted

Models	#Frames	Param	TFLOPs	Narra.	Event	Ingre.	Causal	Theme	Conte.	Influ.	Role	Inter.	Behav.	Emoti.	Cook.	Traff.	Situa.	Avg.
<i>Closed-source LVLMs</i>																		
GPT-4o [31]	FPS=3	-	-	32.3	16.7	25.5	22.8	32.8	27.5	37.5	28.6	24.2	19.3	30.8	30.2	20.0	22.0	26.4
Qwen-VL-Max [3]	FPS=3	-	-	33.9	22.4	23.5	21.4	26.2	30.3	41.7	30.2	27.4	26.3	20.0	20.8	16.7	24.0	26.0
<i>Opened-source LVLMs</i>																		
LLaVA-1.5 [23]	4	7B	14.50	32.3	21.3	19.4	17.1	26.2	20.2	36.1	33.3	21.0	21.1	20.0	35.8	16.7	18.0	24.2
InternVL2 [7]	FPS=1	8B	73.23	33.9	24.1	27.6	24.4	42.6	33.0	45.8	28.6	19.4	22.8	21.5	34.0	20.0	24.0	28.7
LLaVA-N-Inter [17]	FPS=1	7B	62.78	24.2	23.6	26.5	19.2	31.1	32.1	31.9	17.5	24.2	21.1	26.2	30.2	13.3	20.0	24.4
Qwen2-VL [3]	FPS=1	7B	64.60	27.4	23.0	24.5	23.5	29.5	31.2	47.2	31.7	22.6	28.1	40.0	22.6	30.0	18.0	28.5
LongVA-DPO [49]	128	7B	465.4	35.5	14.9	16.3	19.0	34.4	22.0	37.5	23.8	29.0	22.8	20.0	37.7	16.7	12.0	24.4
mPLUG-Owl3 [46]	FPS=1	7B	89.78	30.6	23.6	20.4	22.3	37.7	29.4	48.6	34.9	30.6	24.6	27.7	24.5	13.3	24.0	28.0
LLaVA-N-Video [50]	FPS=1	7B	60.42	31.2	20.2	16.2	17.6	36.5	32.7	30.6	24.5	26.4	24.5	34.7	20.8	20.3	17.0	25.2
Ours	2.36	8.5B	9.26	45.2	27.0	33.7	26.1	39.3	36.7	55.6	41.3	30.6	29.8	30.8	35.8	20.0	26.0	34.1

Table 1. **Main Result on Our Objective Benchmark.** We report results of closed-source and opened-source LVLMs with ours. The process of constructing task evaluations is shown in the supplementary. TFLOPs refers to the total computational cost of inference, measured under the same 16-second video input.

Models	Log.	Fac.	Acc.	Con.	Overall
<i>Closed-source LVLMs</i>					
GPT-4o	73.15	63.11	61.66	70.02	66.13
Qwen-VL-Max	62.46	50.33	48.43	60.21	53.37
<i>Open-source LVLMs</i>					
LLaVA 1.5	60.53	49.56	49.93	62.1	52.12
InternVL2	70.64	56.32	54.53	66.76	60.05
LLaVA-N-inter	63.27	52.34	48.45	66.78	55.16
Qwen2-VL-7B	66.31	53.67	50.84	68.88	57.66
LongVA-7B-DPO	67.98	54.72	52.78	58.38	57.19
mPLUG-Owl3	66.14	53.05	50.97	67.3	57.14
LLaVA-N-Video	63.42	54.11	49.55	63.31	56.43
Ours	72.25	61.28	59.68	75.73	65.84

Table 2. **Results on Subjective Benchmark.** We report the metrics of Logic (Log.), Factuality (Fac.), Description Accuracy (Acc.), and Conciseness (Con.).

analysis of their capabilities.

Experimental Setting. To comprehensively evaluate the capabilities of LVLMs on VideoQA tasks, we selected: (1) closed-source large models, such as GPT-4o [31] and Qwen-VL-Max [3]; (2) general-purpose LVLMs that claim strong video capabilities on video benchmarks, such as InternVL [7] and Qwen2-VL [3]; and (3) popular video LVLMs, such as LongVA [49] and mPLUG-Owl3 [46]. To ensure the fairness of the reported accuracies, the video frame sampling scheme, temperature, and other parameters follow the settings from the original paper. Additionally, we standardize the maximum token length of the outputs to 512. As our model training details, the learning rate is set to $2e-5$, the warmup rate is 0.03, and we train the model for one epoch with global batch size of 16. The training and evaluation process is facilitated on 8 NVIDIA-A100 GPUs. **Evaluation.** To more accurately evaluate the open-ended responses of LVLMs, we propose a two-step evaluation method based on fine-grained semantic similarity. In the

first step, we assess the semantic similarity between the model’s output and the reference answer. If the similarity exceeds 80%, the output is considered potentially correct from a semantic perspective. In the second step, we introduce three highly confounding distractors for each reference answer. We then calculate the similarity between the model’s output and each distractor. If the similarity with any distractor surpasses that of the model’s output to the reference answer, the response is deemed incorrect. Only if the output passes both steps is it classified as correct.

Meanwhile, we incorporate subjective evaluation by assessing the generated content across multiple dimensions, including logic, factuality, description accuracy, and conciseness. To facilitate this, we designed an evaluation framework that prompts GPT-4o [31] to rate the model’s output on a scale of 1 to 10 based on the ground truth, along with providing an overall score. Moreover, during evaluation, we do not directly input the options into the model, which effectively prevents potential information leakage. Finally, we report the accuracy for each task across the entire *VideoEspresso* dataset.

5.2. Results on Benchmark

Objective Evaluation Results. We evaluated 7 open-source and 2 closed-source LVLMs on 14 video reasoning tasks in objective evaluation. As shown in Tab. 1, our method achieves the state-of-the-art performance across 12 tasks, and an average accuracy of 34.1%. This performance surpasses that of the top-performing open-source model, InternVL2 [7], and the closed-source GPT-4o [31] by 5.4% and 7.7%, respectively. Compared to our selected backbone, LLaVA-Next-interleave, the performance improves by nearly 10% after fine-tuning with reasoning instructions. In addition to its advantage in video reasoning QA, our method also demonstrates the leading efficiency. Specif-

Setting	Acc.
baseline	34.13
GT-CoT	72.95 _{+38.82}
w/o Bbox	33.14 _{-0.99}
w/o CoT	31.32 _{-2.81}

Table 3. **Ablation Studies on different CoT strategies.** *GT* is ‘ground truth’.

ically, the average number of input frames is only 1.8% of that used by LongVA-DPO [49], and the FLOPs calculated on the same video input are only 14.74% of those for LLaVA-Next-interleave. Notably, InternVL2 and LongVA-DPO excel in the ‘Theme Analysis’ and ‘Cooking Process’ tasks, which is likely due to their exposure to large size of the same type of data during training process.

Subjective Evaluation Results. We evaluated the quality of LVLMs’ answers in subjective evaluation across four aspects, including logic consistency, factuality, accuracy, and conciseness. As shown in Tab. 2, the results align closely with the observations from the objective evaluation. GPT-4o exhibits strong performance in both logical reasoning and factual accuracy, due to its robust language reasoning capabilities and extensive prior knowledge. However, among all open-source LVLMs, our method outperforms the approaches presented in the table across all four dimensions. Notably, in the Conciseness evaluation, our method surpasses GPT-4o by 5%, further demonstrating the significant contribution of our *VideoEspresso* dataset in enhancing models’ ability to learn video reasoning.

5.3. Ablation Study

Ablation on CoT. Our results in Tab. 3 further prove the effectiveness of visual grounding in CoT evidence. Moreover, ablation experiments involving the ground truth of CoT and the ablation of the CoT process further demonstrate the potential of CoT in enhancing performance on visual tasks. The performance boost achieved by the CoT ground truth is significant, highlighting the importance of endowing LVLMs with reasoning QA capabilities.

Ablation on Selector. As shown in Tab. 4, we conducted ablation experiments under different selector combination settings, specifically InternVL2-1B [7] + QwenLM-1.5B [2] and InternVL2-1B + QwenLM-0.5B. In this set of experiments, our core frame selection significantly improved video understanding capabilities compared to the uniform sampling method. Although selectors of different sizes may increase memory usage by 3GB or 5GB, the optimization of redundant keyframe tokens led to a reduction of 26-28GB in memory usage, resulting in a significant improvement in overall video understanding efficiency. We

Selector	#Frame	Add.	GPU hr.	Inference Memory	Acc.
Uniform	8	-	-	0G + 14G + 40G	33.74
GT	2.98	-	-	0G + 14G + 15G	37.54 _{+3.80}
1B/1.5B	2.77	2.5B	1.33	5G + 14G + 14G	34.76 _{+1.02}
1B/0.5B	2.36	1.5B	0.37	3G + 14G + 12G	34.13 _{+0.29}

Table 4. **Ablation studies on Selector.** GT refers to the ground truth time of the core frames annotation. ‘1B/1.5B’ represents the selector consists of InternVL2-1B and QwenLM-1.5B, and similarly for ‘1B/0.5B’. Add. stands for additional parameters.

Model	Sample	#Frame	Ratio _{tok}	TFLOPs	Acc.
GPT-4o	Uniform	16	1	-	26.86
GPT-4o	1B/0.5B	2.77	0.17	-	28.26
GPT-4o	1B/1.5B	2.36	0.15	-	29.45
InternVL2	Uniform	16	1	73.23	28.57
InternVL2	1B/0.5B	2.77	0.17	12.68	29.23
InternVL2	1B/1.5B	2.36	0.15	10.80	30.03
LongVA	Uniform	128	1	465.44	24.41
LongVA	1B/0.5B	2.77	0.02	10.07	23.18
LongVA	1B/1.5B	2.36	0.02	8.58	23.85
LLaVA-N-i	Uniform	16	1	62.78	24.37
LLaVA-N-i	1B/0.5B	2.77	0.17	10.86	24.20
LLaVA-N-i	1B/1.5B	2.36	0.15	9.26	24.26

Table 5. **Evaluations results with selector adoption.**

also tested more lightweight LVLMs, such as LLaVA-Next-interleave-0.5B [17] and Qwen-VL-1.5B [3]. However, the results did not meet expectations, likely due to the Tiny LVLMs processing too many image tokens, exceeding their capacity for handling them effectively.

5.4. Adapting Selector to other LVLMs

We further apply the selector to other LVLMs to explore whether the extracted core frames can be effectively generalized to other models in a zero-shot manner. As shown in Tab. 5, we evaluated the method’s performance on GPT-4o and several open-source LVLMs. The results demonstrate performance improvements and a reduction in the number of input frames, with the frame input reduced by approximately 15% on both GPT-4o and InternVL2. For the other two models, experiments show that introducing the selector leads to a slight loss in performance, but substantial gains in frame input. Notably, LongVA achieved a 98% reduction in frame input, which highlights that our proposed selector still aids in reducing computational overhead for reasoning in LLMs, as a plug-and-play module.

6. Conclusion

In this paper, we presented *VideoEspresso*, a novel dataset designed to enhance video reasoning by addressing the limitations of existing datasets in terms of scale and gran-

ularity. Our approach employs semantic-aware key-frame extraction and leverages GPT-4o to generate fine-grained VideoQA pairs with Chain-of-Thought evidence. By integrating a Hybrid LLMs Collaboration framework, we achieve cost-effective and accurate video reasoning, outperforming baseline models on the majority of tasks across our proposed benchmark. *VideoEspresso* sets a new starting point in video reasoning, offering rich annotations that facilitate advanced multimodal understanding. We hope our contributions can facilitate future exploration and development of more sophisticated models capable of tackling complex video reasoning challenges.

References

- [1] Anthropic. The claude 3 model family: Opus, sonnet, haiku. 2024. [2](#), [4](#)
- [2] Jinze Bai, Shuai Bai, Yunfei Chu, Zeyu Cui, Kai Dang, Xiaodong Deng, Yang Fan, Wenbin Ge, Yu Han, Fei Huang, et al. Qwen technical report. *arXiv preprint arXiv:2309.16609*, 2023. [8](#)
- [3] Jinze Bai, Shuai Bai, Shusheng Yang, Shijie Wang, Sinan Tan, Peng Wang, Junyang Lin, Chang Zhou, and Jingren Zhou. Qwen-vl: A frontier large vision-language model with versatile abilities. *ArXiv preprint*, 2023. [2](#), [7](#), [8](#)
- [4] Jianlv Chen, Shitao Xiao, Peitian Zhang, Kun Luo, Defu Lian, and Zheng Liu. Bge m3-embedding: Multilingual, multi-functionality, multi-granularity text embeddings through self-knowledge distillation. *arXiv preprint arXiv:2402.03216*, 2024. [4](#), [5](#)
- [5] Lin Chen, Xilin Wei, Jinsong Li, Xiaoyi Dong, Pan Zhang, Yuhang Zang, Zehui Chen, Haodong Duan, Bin Lin, Zhenyu Tang, et al. Sharegpt4video: Improving video understanding and generation with better captions. *arXiv preprint arXiv:2406.04325*, 2024. [2](#)
- [6] Tsai-Shien Chen, Aliaksandr Siarohin, Willi Menapace, Ekaterina Deyneka, Hsiang-wei Chao, Byung Eun Jeon, Yuwei Fang, Hsin-Ying Lee, Jian Ren, Ming-Hsuan Yang, et al. Panda-70m: Captioning 70m videos with multiple cross-modality teachers. *arXiv preprint arXiv:2402.19479*, 2024. [2](#)
- [7] Zhe Chen, Jiannan Wu, Wenhai Wang, Weijie Su, Guo Chen, Sen Xing, Muyan Zhong, Qinglong Zhang, Xizhou Zhu, Lewei Lu, Bin Li, Ping Luo, Tong Lu, Yu Qiao, and Jifeng Dai. Internvl: Scaling up vision foundation models and aligning for generic visual-linguistic tasks. *arXiv preprint arXiv:2312.14238*, 2023. [4](#), [7](#), [8](#)
- [8] Tri Dao, Dan Fu, Stefano Ermon, Atri Rudra, and Christopher Ré. Flashattention: Fast and memory-efficient exact attention with io-awareness. *Advances in Neural Information Processing Systems*, 35:16344–16359, 2022. [11](#)
- [9] Hang Du, Sicheng Zhang, Binzhu Xie, Guoshun Nan, Jiayang Zhang, Junrui Xu, Hangyu Liu, Sicong Leng, Jiangming Liu, Hehe Fan, et al. Uncovering what why and how: A comprehensive benchmark for causation understanding of video anomaly. In *Proceedings of the IEEE/CVF Conference on Computer Vision and Pattern Recognition*, pages 18793–18803, 2024. [3](#)
- [10] Hao Fei, Shengqiong Wu, Wei Ji, Hanwang Zhang, Meishan Zhang, Mong-Li Lee, and Wynne Hsu. Video-of-thought: Step-by-step video reasoning from perception to cognition. In *Forty-first International Conference on Machine Learning*, 2024. [3](#)
- [11] Peng Gao, Jiaming Han, Renrui Zhang, Ziyi Lin, Shijie Geng, Aojun Zhou, Wei Zhang, Pan Lu, Conghui He, Xianguyu Yue, Hongsheng Li, and Yu Qiao. Llama-adapter v2: Parameter-efficient visual instruction model. *ArXiv preprint*, 2023. [2](#)
- [12] Gemini Team. Gemini: a family of highly capable multimodal models. *ArXiv preprint*, 2023. [2](#)
- [13] Edward J. Hu, Yelong Shen, Phillip Wallis, Zeyuan Allen-Zhu, Yuanzhi Li, Shean Wang, Lu Wang, and Weizhu Chen. Lora: Low-rank adaptation of large language models. In *The Tenth International Conference on Learning Representations, ICLR 2022, Virtual Event, April 25-29, 2022*, 2022. [11](#)
- [14] Peng Jin, Ryuichi Takanobu, Caiwan Zhang, Xiaochun Cao, and Li Yuan. Chat-univi: Unified visual representation empowers large language models with image and video understanding. *ArXiv preprint*, 2023. [2](#)
- [15] Jie Lei, Licheng Yu, Mohit Bansal, and Tamara Berg. TVQA: Localized, compositional video question answering. In *EMNLP*, 2018. [2](#), [11](#)
- [16] Bo Li, Yuanhan Zhang, Dong Guo, Renrui Zhang, Feng Li, Hao Zhang, Kaichen Zhang, Yanwei Li, Ziwei Liu, and Chunyuan Li. Llava-onevision: Easy visual task transfer. *arXiv preprint arXiv:2408.03326*, 2024. [2](#)
- [17] Feng Li, Renrui Zhang, Hao Zhang, Yuanhan Zhang, Bo Li, Wei Li, Zejun Ma, and Chunyuan Li. Llava-next-interleave: Tackling multi-image, video, and 3d in large multimodal models. *arXiv preprint arXiv:2407.07895*, 2024. [7](#), [8](#), [11](#)
- [18] Junnan Li, Dongxu Li, Silvio Savarese, and Steven Hoi. Blip-2: Bootstrapping language-image pre-training with frozen image encoders and large language models. In *International conference on machine learning*, pages 19730–19742. PMLR, 2023. [2](#)
- [19] KunChang Li, Yinan He, Yi Wang, Yizhuo Li, Wenhai Wang, Ping Luo, Yali Wang, Limin Wang, and Yu Qiao. Videochat: Chat-centric video understanding. *ArXiv preprint*, 2023. [2](#)
- [20] Kunchang Li, Yali Wang, Yinan He, Yizhuo Li, Yi Wang, Yi Liu, Zun Wang, Jilan Xu, Guo Chen, Ping Luo, et al. Mvbench: A comprehensive multi-modal video understanding benchmark. *ArXiv preprint*, 2023. [2](#), [5](#)
- [21] Linjie Li, Jie Lei, Zhe Gan, Licheng Yu, Yen-Chun Chen, Rohit Pillai, Yu Cheng, Luowei Zhou, Xin Eric Wang, William Yang Wang, et al. Value: A multi-task benchmark for video-and-language understanding evaluation. In *35th Conference on Neural Information Processing Systems (NeurIPS 2021) Track on Datasets and Benchmarks*, 2021. [11](#)
- [22] Yanwei Li, Chengyao Wang, and Jiaya Jia. Llama-vid: An image is worth 2 tokens in large language models. *ArXiv preprint*, 2023. [2](#)

- [23] Haotian Liu, Chunyuan Li, Yuheng Li, and Yong Jae Lee. Improved baselines with visual instruction tuning, 2023. [7](#)
- [24] Haotian Liu, Chunyuan Li, Qingyang Wu, and Yong Jae Lee. Visual instruction tuning. *ArXiv preprint*, 2023. [2](#), [11](#)
- [25] Siyi Liu, Zhaoyang Zeng, Tianhe Ren, Feng Li, Hao Zhang, Jie Yang, Chun yue Li, Jianwei Yang, Hang Su, Jun-Juan Zhu, and Lei Zhang. Grounding dino: Marrying dino with grounded pre-training for open-set object detection. *ArXiv preprint*, 2023. [5](#)
- [26] Xiaojian Ma, Silong Yong, Zilong Zheng, Qing Li, Yitao Liang, Song-Chun Zhu, and Siyuan Huang. Sqa3d: Situated question answering in 3d scenes. In *International Conference on Learning Representations*, 2023. [3](#)
- [27] Muhammad Maaz, Hanoona Rasheed, Salman Khan, and Fahad Shahbaz Khan. Video-chatgpt: Towards detailed video understanding via large vision and language models. In *Proceedings of the 62nd Annual Meeting of the Association for Computational Linguistics (ACL 2024)*, 2024. [2](#)
- [28] Karttikeya Mangalam, Raiymbek Akshulakov, and Jitendra Malik. Egoschema: A diagnostic benchmark for very long-form video language understanding. In *NeurIPS*, 2024. [2](#)
- [29] OpenAI. Introducing chatgpt. 2022. [2](#)
- [30] OpenAI. Gpt-4 technical report, 2023. [2](#)
- [31] OpenAI. GPT-4o system card, 2024. [2](#), [4](#), [5](#), [7](#), [12](#)
- [32] Alec Radford, Jong Wook Kim, Chris Hallacy, Aditya Ramesh, Gabriel Goh, Sandhini Agarwal, Girish Sastry, Amanda Askell, Pamela Mishkin, Jack Clark, Gretchen Krueger, and Ilya Sutskever. Learning transferable visual models from natural language supervision. In *ICML*, 2021. [5](#)
- [33] Shuhuai Ren, Linli Yao, Shicheng Li, Xu Sun, and Lu Hou. Timechat: A time-sensitive multimodal large language model for long video understanding. *ArXiv preprint*, 2023. [2](#)
- [34] Hao Shao, Shengju Qian, Han Xiao, Guanglu Song, Zhuofan Zong, Letian Wang, Yu Liu, and Hongsheng Li. Visual cot: Unleashing chain-of-thought reasoning in multi-modal language models. *arXiv preprint arXiv:2403.16999*, 2024. [3](#)
- [35] Enxin Song, Wenhao Chai, Guanhong Wang, Yucheng Zhang, Haoyang Zhou, Feiyang Wu, Xun Guo, Tian Ye, Yan Lu, Jenq-Neng Hwang, et al. Moviechat: From dense token to sparse memory for long video understanding. *arXiv preprint arXiv:2307.16449*, 2023. [2](#), [3](#), [11](#)
- [36] Yale Song, Jordi Vallmitjana, Amanda Stent, and Alejandro Jaimes. Tvsum: Summarizing web videos using titles. In *2015 IEEE Conference on Computer Vision and Pattern Recognition (CVPR)*, pages 5179–5187, 2015. [2](#)
- [37] Xin Wang, Jiawei Wu, Junkun Chen, Lei Li, Yuan-Fang Wang, and William Yang Wang. Vatex: A large-scale, high-quality multilingual dataset for video-and-language research. In *Proceedings of the IEEE/CVF international conference on computer vision*, pages 4581–4591, 2019. [3](#)
- [38] Yan Wang, Yawen Zeng, Jingsheng Zheng, Xiaofen Xing, Jin Xu, and Xiangmin Xu. Videocot: A video chain-of-thought dataset with active annotation tool. *arXiv preprint arXiv:2407.05355*, 2024. [3](#), [11](#)
- [39] Penghao Wu and Saining Xie. V?: Guided visual search as a core mechanism in multimodal llms. In *Proceedings of the IEEE/CVF Conference on Computer Vision and Pattern Recognition*, pages 13084–13094, 2024. [3](#)
- [40] Peng Wu, Jing Liu, Yujia Shi, Yujia Sun, Fangtao Shao, Zhaoyang Wu, and Zhiwei Yang. Not only look, but also listen: Learning multimodal violence detection under weak supervision. In *Computer Vision—ECCV 2020: 16th European Conference, Glasgow, UK, August 23–28, 2020, Proceedings, Part XXX 16*, pages 322–339. Springer, 2020. [3](#)
- [41] Junbin Xiao, Xindi Shang, Angela Yao, and Tat-Seng Chua. Next-qa: Next phase of question-answering to explaining temporal actions. In *CVPR*, pages 9777–9786, 2021. [2](#), [11](#)
- [42] Junbin Xiao, Yao Angela, Yicong Li, and Tat-Seng Chua. Can i trust your answer? visually grounded video question answering. In *arXiv*, page preprint, 2023. [2](#)
- [43] Dejing Xu, Zhou Zhao, Jun Xiao, Fei Wu, Hanwang Zhang, Xiangnan He, and Yueting Zhuang. Video question answering via gradually refined attention over appearance and motion. In *ACM Multimedia*, 2017. [11](#)
- [44] Shuai Yang, Yuying Ge, Yang Li, Yukang Chen, Yixiao Ge, Ying Shan, and Yingcong Chen. Seed-story: Multimodal long story generation with large language model. *arXiv preprint arXiv:2407.08683*, 2024. [3](#)
- [45] Zhengyuan Yang, Linjie Li, Jianfeng Wang, Kevin Lin, Ehsan Azarnasab, Faisal Ahmed, Zicheng Liu, Ce Liu, Michael Zeng, and Lijuan Wang. Mm-react: Prompting chatgpt for multimodal reasoning and action. *arXiv preprint arXiv:2303.11381*, 2023. [3](#)
- [46] Jiabo Ye, Haiyang Xu, Haowei Liu, Anwen Hu, Ming Yan, Qi Qian, Ji Zhang, Fei Huang, and Jingren Zhou. mplug-owl3: Towards long image-sequence understanding in multi-modal large language models. *arXiv preprint arXiv:2408.04840*, 2024. [7](#)
- [47] Zhou Yu, Dejing Xu, Jun Yu, Ting Yu, Zhou Zhao, Yueting Zhuang, and Dacheng Tao. Activitynet-qa: A dataset for understanding complex web videos via question answering. In *Proceedings of the AAAI Conference on Artificial Intelligence*, pages 9127–9134, 2019. [2](#), [11](#)
- [48] Hang Zhang, Xin Li, and Lidong Bing. Video-llama: An instruction-tuned audio-visual language model for video understanding. *ArXiv preprint*, 2023. [2](#)
- [49] Peiyuan Zhang, Kaichen Zhang, Bo Li, Guangtao Zeng, Jingkang Yang, Yuanhan Zhang, Ziyue Wang, Haoran Tan, Chunyuan Li, and Ziwei Liu. Long context transfer from language to vision. *arXiv preprint arXiv:2406.16852*, 2024. [2](#), [7](#), [8](#)
- [50] Yuanhan Zhang, Bo Li, haotian Liu, Yong jae Lee, Liangke Gui, Di Fu, Jiashi Feng, Ziwei Liu, and Chunyuan Li. Llava-next: A strong zero-shot video understanding model, 2024. [7](#)
- [51] Zhuosheng Zhang, Aston Zhang, Mu Li, Hai Zhao, George Karypis, and Alex Smola. Multimodal chain-of-thought reasoning in language models. *arXiv preprint arXiv:2302.00923*, 2023. [3](#)
- [52] Luowei Zhou, Chenliang Xu, and Jason Corso. Towards automatic learning of procedures from web instructional videos. In *Proceedings of the AAAI Conference on Artificial Intelligence*, 2018. [3](#)

A. Details of VideoEspresso

Benchmark	Core Frames	CoT	# Questions
How2QA [21]	✗	✗	2,852
ActivityNet-QA [47]	✗	✗	8,000
NExT-QA [41]	✗	✗	8,564
MovieChat [35]	✗	✗	13,000
TVQA [15]	✗	✗	15,253
MSRVTT-QA [43]	✗	✗	72,821
VideoCoT [38]	✗	T	11,182
VideoEspresso	✓	T&V	203,546

Table 6. **Dataset comparison** between videoQA datasets. **T** and **V** represent the textual and visual elements in the CoT, respectively.

Dataset Comparison. Existing VideoQA datasets [15, 21, 35, 38, 41, 43, 47] are limited by manual annotations, making it challenging to scale up to meet the demands of LVM training. In contrast, our proposed dataset, *VideoEspresso*, contains over 200K question-answer pairs (Tab. 6), significantly enhancing the dataset scale. Moreover, we annotate highly relevant core frames within the videos, providing a fine-grained representation of temporal information. While VideoCoT [38] only introduces text-level chains of thought (CoT), we address the gap in previous work by incorporating visual elements into CoT process.

Dataset details. As shown in Tab. 7, *VideoEspresso* comprises 14 tasks, with the training and testing sets divided according to specific proportions. The detailed question design for each task is presented in Tab. 9. As shown in Fig. 6, traditional videoQA datasets sample all frames of a video at equal intervals. In contrast, *VideoEspresso* only focuses on the core frames of the video, which are highly relevant to the question. Unlike conventional videoQA tasks, which predominantly focus on querying actions or participants within the video, our dataset prioritizes the fine-grained logical reasoning, requiring a deeper understanding of complex temporal and contextual relationships. Moreover, the analysis of multimodal evidence integrated within the Chain-of-Thought reasoning process enhances both the accuracy and robustness of the generated answers, ensuring they are substantiated by comprehensive contextual understanding.

B. Training Implementation

The hyperparameters used at different training stages are listed in Tab. 8, following LLaVA-Next architecture [17, 24]. During both stage, we leverage diverse instruction data and integrate LoRA modules [13] into the LLM with a rank of 16, an alpha value of 32, and a dropout rate of 0.1. Flash attention [8] is applied to accelerate the training process.

Task	# Train Set	# Test Set
Causal Inference	87,009	426
Contextual Interpretation	20,057	109
Event Process	29,227	174
Interaction Dynamics	7,322	62
Behavior Profiling	660	57
Emotional Recognition	3,505	65
Influence Tracing	5,749	72
Role Identification	9,134	63
Narrative Structuring	3,940	62
Thematic Insight	10,650	61
Situational Awareness	1,018	50
Cooking Steps	276	53
Ingredient Details	22,552	98
Traffic Analysis	1,065	30
Total	202,164	1,382

Table 7. **Tasks distribution** and **dataset split** in *VideoEspresso*.

config	Stage1	Stage2
input resolution	224	224
max token length	6144	6144
LoRA	True	
weight ratio	0.02	
learning rate schedule	cosine decay	
learning rate	2e-5	1e-5
batch size	16	
warmup epochs	0.03	0.03
total epochs	1	1

Table 8. **Training Hyperparameters** for different stages.

C. Prompt Details

In this section, we present the complete set of prompts utilized in the data generation pipeline, alongside those employed for subjective evaluation. Specifically, these include the prompt designed for QA construction in Fig. 7, the prompt aimed at filtering low-quality QA pairs in Fig. 8, the prompt used for constructing CoT evidence in Fig. 9, and the prompt applied for subjective evaluation in Fig. 10.

D. Evaluation Analysis


Construction of Test set. For all questions, we devised three distractor options that maintain consistent contextual relevance and similar linguistic structures to the correct answer while presenting distinct factual inaccuracies, thereby enhancing the robustness of the objective process. Furthermore, to mitigate potential biases arising from significant token-length disparities in the second step of the objective

Logical Reasoning	
Causal Inference	How did the actions of the robot and display on the screen contribute to the successful resolution in the control room?
Contextual Interpretation	How does the presence of the small cat and George’s exploration relate to the chef’s activities?
Event Process	What transition do the rabbits experience from the time the moon rose to when they drift off to sleep?
Social Understanding	
Interaction Dynamics	Considering the atmosphere and expressions depicted, what can be concluded about the progression of the interaction between the man and the woman?
Behavior Profiling	Discuss how the actions of the baby triceratops with different dinosaurs reveal aspects of its behavior and the responses of the other dinosaurs.
Emotional Recognition	How does the emotional journey of the small purple dinosaur from feeling lost to excitement tie into the group’s decision to explore the cave?
Influence Tracing	How did the presence of the dolphin and the sea monster influence the dinosaurs’ experience at the waterbody?
Discourse Comprehension	
Role Identification	How does the woman’s role in coordinating town safety relate to the device’s activation with a green checkmark and an orange flame?
Narrative Structuring	Considering the changes between the two frames, what can you infer about the narrative progression between the two depicted scenes?
Thematic Insight	How do the changing production logos contribute to the thematic preparation for the viewer before the main storyline begins?
Situational Awareness	Based on the sequence of events, how does the situation described contribute to the visual effect observed in the third frame?
Reality Application	
Cooking Steps	Considering the sequence of actions, what cooking technique is being employed, and how is it crucial for the fried chicken?
Ingredient Details	If the person is preparing chili con carne, what is the purpose of the liquid being poured into the pan?
Traffic Analysis	Analyze the potential destinations of the visible vehicles based on their types and cargo as inferred from the images.

Table 9. Our proposed task categories with question prototypes.

Examples of common videoQA

(1) All Frames




Question

Question: What is the action performed among men in the video?

Vanilla Answer

Answer: Fight.

(2) All Frames



Question


Question: Robbie was transported to a world full of what kind of animals?

Vanilla Answer

Answer: Rabbits.

An Example of VideoEspresso

Core Frames from Video



Question

Question: Which scene could potentially depict the aftermath, and what significant detail shifts might indicate this transition?

Chain-of-Thought Reasoning Content

#4890: A scene where a muscular man in a black is standing ... He appears to be in a fighting stance...

#5010: Two men in a confrontational stance. The man on the left ... while the man on the right ...

#5280: A muscular man in a black tank top holding a gun, standing in front of a brick wall with graffiti...

Key Items #1: muscular man **Bbox:** [[384, 498, 418, 977]]

Key Items #2: muscular man, wall **Bbox:** [[314, 489, 286, 980]], [[500, 495, 993, 983]]

Key Items #3: gun **Bbox:** [[582, 545, 181, 196]]

Evidence: The scene where the `<obj_start> muscular man in image 1 and image 2 <obj_end>` `<box_start> [[384,498,418,977]]` and `<box_end> [[314,489,286,980]]` is holding a `<obj_start> gun in image 3 <obj_end>` `<box_start> [[582,545,181,196]] <box_end>` in front of a graffiti-covered brick `<obj_start> wall in image 2 <obj_end>` `<box_start> [[500,495,993,983]] <box_end>`, wall could depict the aftermath of the altercation, as the shift from a fighting stance to wielding a gun indicates an escalation of violence and represents a potential transition from physical confrontation to a more severe and dangerous situation.

Answer after CoT Steps

Answer: The scene where the muscular man stands with a gun in front of a graffiti-covered brick wall may illustrate the aftermath of an altercation. This transition from a physical stance to holding a gun suggests a notable escalation, symbolizing a shift from confrontation to a potentially more severe and hazardous situation.

Figure 6. Comparison between VideoEspresso and other VideoQA dataset.

evaluation, we employed GPT-4o [31] to standardize the length and ensure a balanced distribution across all answer options for each question (shown in Fig. 12).

Details of Objective Evaluation. As illustrated in Algorithm 1, our objective evaluation is divided into two dis-

tinct steps. In the first step, the semantic similarity between the model’s output O and the reference answer R is computed. If the similarity score S_R falls below the predetermined threshold $\tau_{au} = 80\%$, the output is deemed incorrect. In the second step, a set of three carefully selected con-

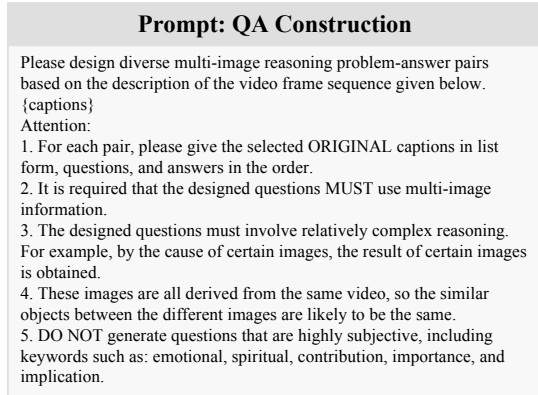


Figure 7. QA-Construction Prompt.

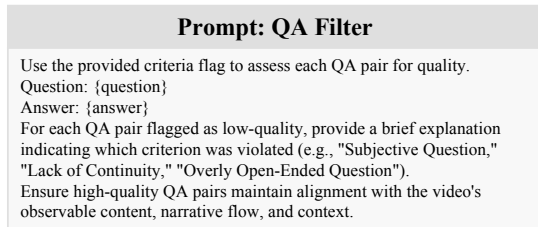


Figure 8. QA-Filter Prompt.

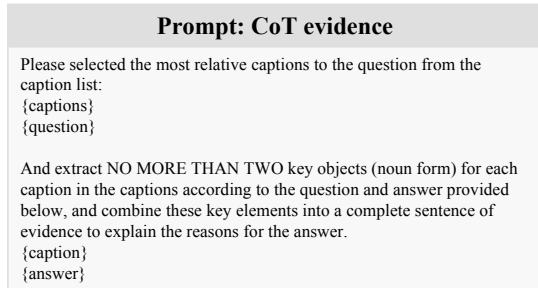


Figure 9. CoT-Evidence Construction Prompt.

founding distractors $\{D_1, D_2, D_3\}$ is introduced for each reference answer. The semantic similarity S_{D_i} between the model's output and each distractor is then computed. If any distractor's similarity score S_{D_i} exceeds S_R , the output is categorized as incorrect. Only outputs meeting the criteria in both steps are ultimately classified as correct.

Analysis of test set. As depicted in Fig. 11, we present the example of reference answers and distractor options within the test set. The figure highlights factual inaccuracies in the distractor options using red annotations, while the correct answers are distinctly marked in green for clarity and emphasis. The token length disparities be-

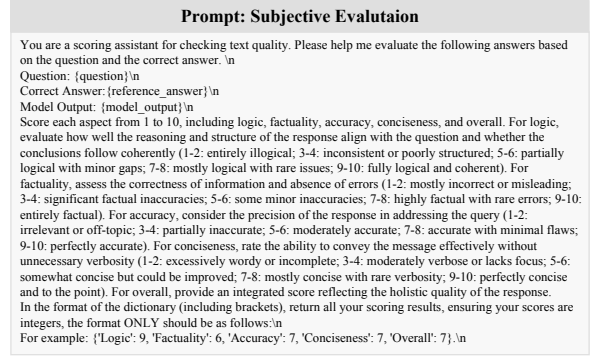


Figure 10. Subjective Evaluation Prompt.

Algorithm 1 Objective Evaluation for Open-Ended Output

Require: Model output O , reference answer R , threshold $\tau = 80\%$, distractors $\{D_1, D_2, D_3\}$

Ensure: Evaluation result: Correct or Incorrect

▷ *Step 1: Semantic Similarity Assessment*

- 1: Compute semantic similarity $S_R = \text{Sim}(O, R)$
- 2: **if** $S_R < \tau$ **then**
- 3: **Return: Incorrect**
- 4: **end if**


▷ *Step 2: Confounding Distractor Analysis*

- 5: **for** each distractor D_i in $\{D_1, D_2, D_3\}$ **do**
- 6: Compute semantic similarity $S_{D_i} = \text{Sim}(O, D_i)$
- 7: **if** $S_{D_i} > S_R$ **then**
- 8: **Return: Incorrect**
- 9: **end if**
- 10: **end for**
- 11: **Return: Correct**

tween reference answers and the longest distractor option, as shown in Fig. 12, predominantly are confined to the interval $[-10, +10]$, indicating that the disparity in length between correct answers lie within is relatively minor. The distribution shows near symmetry along the y-axis, indicating a balanced pattern: in about half of the cases, reference answers are longer than distractors, while in the remaining cases, distractors are longer.

E. Case Study

Leveraging *VideoEspresso*, the LVLM demonstrates superior performance in fine-grained reasoning tasks for video understanding. As shown in Fig. 13, while GPT-4o generates seemingly rich and plausible answers, including detailed analyses of elephant and monkey behaviors, it incorporates a significant amount of video-irrelevant information, such as “and their tusks for tasks like stripping bark or digging for roots” and “social foraging”. This dimin-



Question:

In what way does the sequence involving the man in a hat panning the camera from his face to a pizza on the oven, followed by a teenage boy's complaint about pizza size, and a man's description of a cooked pizza, suggest a narrative about expectations and reality?

Options:

R: The camera panning sets up an expectation about the pizza's size, which is later shown to fall short, reflecting a theme of **unmet expectations**.

D₁: The sequence uses the panning action to show the pizza's cooking process, **satisfying** the teenage boy with its eventual size.

D₂: The teenager's complaint leads to a man's detailed cooking tutorial, which results in a **perfectly sized** pizza that meets everyone's expectations.

D₃: The sequence illustrates the teenage boy's **satisfaction** with the pizza's final size, contrasting with the initial expectation of it being too small.

Figure 11. **Example of test set.** R represent the Reference Answer, while D_i stand for the i -th Distractor.

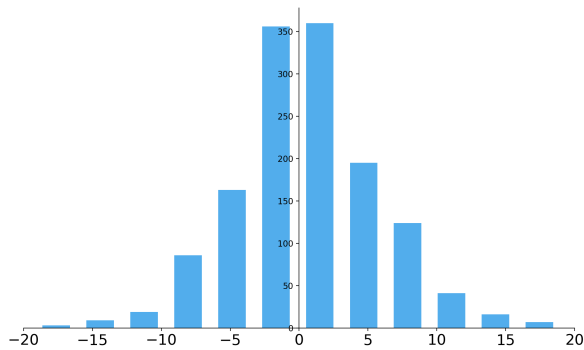



Figure 12. **The Distribution** of token length disparities between reference answers and the longest distractor option.

ishes the proportion of visually grounded outputs. This issue is more pronounced in Fig. 14, where GPT-4o performs extensive analysis based on erroneous reasoning due to its failure to account for fine-grained inter-frame relationships, e.g., “If the jacket is visibly marked by soot, burns, or other damage, it suggests the individual was close to the fire.” From these examples, we underscore the critical role of visual information in video reasoning QA tasks.



How do the physical characteristics of elephants and monkeys as portrayed in the video affect their foraging behaviors and strategies in their respective environments?


GPT-4o:

The physical adaptations of elephants and monkeys play a crucial role in shaping their foraging behaviors and strategies. **Elephants utilize their trunks for dexterous tasks like reaching high branches and gathering food**, their large size to access vegetation out of reach for others, **and their tusks for tasks like stripping bark or digging for roots ...** In contrast, **monkeys rely on their agility to climb trees and access canopy resources, opposable thumbs** to manipulate and peel fruit, and **social foraging** to locate food and ensure safety. These traits align with their environments, enabling efficient resource use and survival.

VideoEspresso:

The physical characteristics of elephants and monkeys play a significant role in their foraging behaviors and strategies. In the image of the elephant, **its large size and strong trunk enable it to reach high branches for food**, suggesting that it uses its strength and dexterity to access resources that are otherwise inaccessible to smaller animals. This adaptation allows it to exploit a niche in its environment efficiently. On the other hand, the monkey's **agility and ability to navigate through dense palm fronds suggest that it uses its quick reflexes and nimble movements** to avoid predators and efficiently search for food in its environment. The monkey's physical characteristics allow it to **move quickly and precisely**, which is crucial for survival in a dense, **tropical forest setting**.

Figure 13. **Example of over-analysis with GPT-4o.**



What inference can you make about the connection between the close-up of the individual's jacket and the two individuals standing in the room in the news report?

GPT-4o:

... **If the jacket is visibly marked by soot, burns, or other damage, it suggests the individual was close to the fire**, either as a victim, witness, or participant in extinguishing the flames. The close-up of the individual's jacket and the two individuals standing in the room appear to have no direct connection, as the images focus on separate aspects of the fire incident **without indicating a relationship** between them.

VideoEspresso:

The close-up of the individual's jacket, which is described as a light-colored jacket with a hood, suggests that this person **may be connected to the two individuals standing in the room**. This inference is based on the similarity in attire and the context provided by the news report about an accident involving a car. **The person wearing the light-colored jacket might be involved in the same incident or event**, potentially as a **witness or participant**, which explains why they are also featured in the news report alongside the other individuals.

Figure 14. **Example of Non-factual response with GPT-4o.**