

ON THE LONG-RANGE ORDER OF THE SPECTRE TILINGS

MICHAEL BAAKE, FRANZ GÄHLER, JAN MAZÁČ, AND LORENZO SADUN

ABSTRACT. The Spectre is an aperiodic monotile for the Euclidean plane that is truly chiral in the sense that it tiles the plane without any need for a reflected tile. The topological and dynamical properties of the Spectre tilings are very similar to those of the Hat tilings. Specifically, the Spectre sits within a complex 2-dimensional family of tilings, most of which involve two shapes rather than one. All tilings in the family give topologically conjugate dynamics, up to an overall rescaling and rotation. They all have pure point dynamical spectrum with continuous eigenfunctions and may be obtained from a $4 : 2$ dimensional cut-and-project scheme with regular windows of Rauzy fractal type. The diffraction measure of any Spectre tiling is pure point as well. For fixed scale and orientation, varying the shapes is MLD equivalent to merely varying the projection direction. These properties all follow from the first Čech cohomology being as small as it possibly could be, leaving no room for shape changes that alter the dynamics.

1. INTRODUCTION AND PREVIOUS RESULTS

In 2023, Smith et al [18] surprised the world with their discovery of an aperiodic monotile. The *Hat* is a non-convex polykite with 14 edges (two of which are back to back and look like a double-length edge) and no reflection symmetry. You can tile the Euclidean plane with isometric copies of the Hat, but the resulting tilings cannot have any translational symmetry. All such tilings require both rotated Hat tiles and rotated versions of the reflected Hat, often called the *anti-Hat*; see the figures in [18] for an illustration of the tiles and a finite patch of the tiling.

A mere two months after the discovery of the Hat, the same author team constructed a chiral (reflection-free) analogue, now known as the *Spectre* [19], by modifying one of the tiles in the Hat family. As with the Hat, there are 12 Spectre tiles up to translation. The resulting tilings are non-periodic and have statistical 6-fold rotational symmetry, meaning that each patch occurs in all six orientations with equal frequencies. The 12 tiles can be divided into two classes. Instead of being related by reflection, the two classes are related by rotation by 30 degrees. That is, one only needs a single tile and rotations of that tile by multiples of 30 degrees to tile the plane, with all of the resulting tilings being non-periodic.

Spectre tilings do not have statistical 12-fold symmetry. Instead, one group of 6 tiles occurs with much greater frequency than the other. This means that there are actually two LI classes obtained from a fixed set of 12 Spectre tiles, each of which is a 30 degree rotation of the other.

2020 *Mathematics Subject Classification.* 52C20, 37D40, 55N05, 52C23.

Key words and phrases. Tiling cohomology, Dynamical spectra, Model sets, Deformations, Monotile.

In this paper, we study the dynamics and topology of the Spectre tilings. As with the Hat tilings (compare [5]), we will show that there is a complex 4-dimensional family of Spectre-like tilings, all of which have topologically conjugate translational dynamics, up to linear transformation. Within this 4-dimensional family, there is a 2-dimensional subfamily (including the original Spectre) that maintains 6-fold statistical symmetry. These all have topologically conjugate dynamics, up to rotation and scale. We only need to understand the dynamics of one tiling in this family to understand all of them.

Within the 2-dimensional family, there is a special tiling that we call *CASPr* (for Cut-And-Symmetrically-Project). This tiling admits a geometric substitution (an inflation rule that defines a self-similar tiling). Many techniques exist for studying such self-similar tilings. Using a generalization of Solomyak's *Overlap Algorithm* [22, 3], we show that the CASPr tiling has pure-point dynamical spectrum. This implies that it can be obtained via a cut-and-project scheme, for which we compute the lattice and the window. More precisely, we select a Delone set that is *mutually locally derivable* (MLD) from the CASPr tiling and admits such a description; see [7, Sec. 5.2] for background on this local version of topological conjugacy. All other 6-fold symmetric tilings in the Spectre tiling family, including the original Spectre tiling, are MLD to modified Delone sets that are obtained from essentially the same cut-and-project scheme. One uses the same total space and the same window to generate the different point patterns in \mathbb{R}^4 , only with different projections from \mathbb{R}^4 to \mathbb{R}^2 — a situation that is once again analogous to that of the Hat versus the CAP tiling [5].

The structure of the paper is as follows. In Section 2, we review the geometry of the Hat and Spectre tiles and explain how to build a complex 2-dimensional family of Spectre-like tilings with 6-fold statistical symmetry. In Section 3, we then compute the Čech cohomology of each space of Spectre tilings. This calculation shows that all shape deformations of the Spectre (including those that break rotational symmetry) are topologically conjugate to the Spectre up to linear transformation, and that our 2-dimensional family that respects rotational symmetry is conjugate to the Spectre up to rotation and scale.

In Section 4, we construct the CASPr tiling and compute its return module. In Section 5, we construct the cut-and-project scheme that yields the CASPr tiling and show that it has pure-point spectrum. In Section 6, we show that our entire 2-dimensional family of Spectre-like tilings are MLD to Delone sets that can be obtained by merely rescaling, rotating, and varying the projection direction of the CASPr tiling.

2. GEOMETRY OF HAT AND SPECTRE TILES

As seen from the figures in [18], a tile in the Hat family is a polygon with 8 edges of length a and 6 edges of length b . We identify \mathbb{R}^2 with \mathbb{C} with the real axis being *vertical*; this unusual convention will prove useful when we consider the Spectre. The basic Hat tile has 8 edges whose displacements are a times powers of $\xi = e^{2\pi i/6} = (1 + i\sqrt{3})/2$ and 6 edges whose displacements are ib times powers of ξ . We refer to this shape as $\text{Tile}(a, b)$. However, there is no reason why a and b have to be real. We can consider shapes where a and b are complex numbers, with the displacements along edges being a or ib times powers of ξ . This

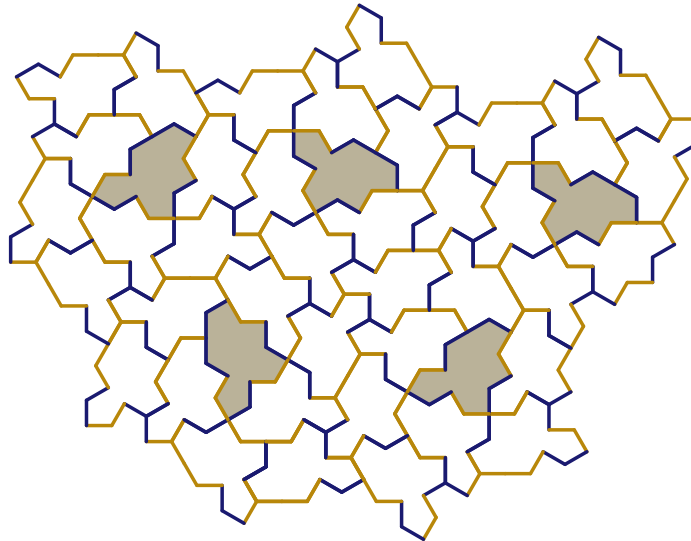


FIGURE 1. Patch of a Spectre tiling. Up to rotation, there is only one tile type. Spectres in minority (even) orientations are shaded. Edges of types a and b are distinguished by color.

gives a family of tile shapes of complex dimension 2 (real dimension 4). Notable elements of this family include $\text{Tile}(0, 1)$ (the Chevron), $\text{Tile}(1, \sqrt{3})$ (the Hat), $\text{Tile}(1, 1)$ (the Spectre), $\text{Tile}(\sqrt{3}, 1)$ (the Turtle) and $\text{Tile}(1, 0)$ (the Comet). For the Turtle, an alternate proof of aperiodicity was presented in [1].

A Hat-like tiling is made from $\text{Tile}(a, b)$ in 6 orientations and the reflection of $\text{Tile}(\bar{a}, \bar{b})$ in 6 orientations. (We define our standard reflection m to be horizontal: $m(x, y) = (-x, y)$. With our identification of \mathbb{R}^2 with \mathbb{C} , this is equivalent to complex conjugation.) If a/b is real, all of the tiles are isometric and we have a monotile. However, even if a/b is complex (in which case $\text{Tile}(\bar{a}, \bar{b})$ is not isometric to $\text{Tile}(a, b)$), we still have a well-defined space of tilings.

A Spectre-like tiling is made from $\text{Tile}(a, b)$ rotated by even multiples of 30 degrees and $\text{Tile}(b, a)$ rotated by odd multiples of 30 degrees. For the ratio $a/b = 1$, we have only one tile type, the Spectre. A patch of such a Spectre tiling is shown in Figure 1. If we vary the ratio a/b to $\sqrt{3}$, we get two tile types: the even Spectres become Hats and the odd Spectres become Turtles, as shown in the combinatorially equivalent patch in Figure 2. Indeed, the proof of aperiodicity in [19] is based on analyzing a tiling by Hats and Turtles that is combinatorially equivalent to a tiling by even and odd Spectres. The version with Hats and Turtles has the advantage that the tiles are located on an underlying hexagonal lattice. For the Spectre tiling, this is not the case. It is immediate that the Hat-Turtle tilings (with $a/b = \sqrt{3}$) and the Spectre tilings (with $a/b = 1$) are related by a *shape change* of the tiles, maintaining the combinatorics of the tilings. With the results of the subsequent Section 3, this implies that the translation actions of the two tiling dynamical systems are topologically conjugate.

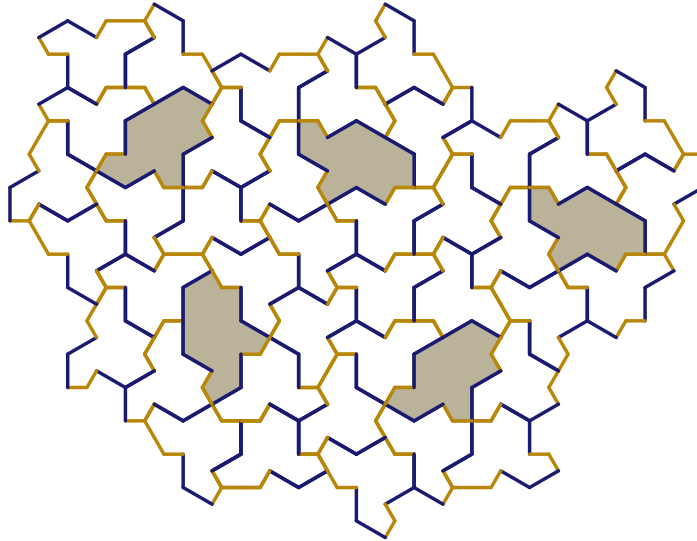


FIGURE 2. A combinatorially equivalent tiling to Figure 1, in which all even Spectres are replaced by Hats and all odd Spectres by Turtles. To achieve this, the length ratio of the two kinds of edges is changed from 1 to $\sqrt{3}$.

Note that $\text{Tile}(a, b)$ is only isometric to $\text{Tile}(b, a)$ when $a = b$. While there is a large family of Spectre-like tilings, there is essentially only one chiral monotile, namely the actual Spectre $\text{Tile}(1, 1)$. We note in passing that it is possible to make a periodic tiling from $\text{Tile}(1, 1)$ and its reflection. To eliminate this possibility, the authors of [19] added edge markings to $\text{Tile}(1, 1)$ that prevent Spectres and anti-Spectres from fitting together. If one simply defines the prototile set to include tiles but not anti-tiles, such decorations are unnecessary.

3. SUBSTITUTIVE STRUCTURE AND COHOMOLOGY

In the Spectre tilings, as in the Hat tilings, tiles aggregate into clusters called *meta-tiles*. These meta-tiles assemble into larger clusters with the same combinatorial structure as the meta-tiles, which assemble into still larger structures, and so on. That is, both the Hat and the Spectre tilings are (combinatorial) substitution tilings, and so can be studied with a variety of well-established topological and dynamical tools. There are technical differences, of course, and the details are more complicated with the Spectre than with the Hat, but the overall picture is very similar.

The substitutive structure of the Spectre tiling was described in [19]. Imagine a Spectre tiling in which even Spectres outnumber odd Spectres. A combinatorially equivalent Hat-Turtle tiling would feature isolated Turtles in a sea of Hats. There is one and only one way for a Turtle to be surrounded by Hats. Combining the Turtle with a particular one of its surrounding Hats yields a shape called a *Mystic*. The corresponding tiling can then be described as a substitution involving two basic units: Mystics, and Hats that are not part of Mystics.

However, there are two major complications. The first is that the substituted Hats and Mystics are not made up of (rotated) Hats and Mystics. Instead, they are made up of (rotated and) *reflected* Hats and Mystics, also known as anti-Hats and anti-Mystics. Likewise, a substituted anti-Hat or anti-Mystic is a cluster of ordinary Hats and Mystics. However, we are interested in tilings that only involve Hats and Mystics, not anti-Hats or anti-Mystics! To go from Hats and Mystics to Hats and Mystics, we must apply the substitution twice, getting much larger clusters that are cumbersome to work with.

Put another way, we have a substitution σ that takes Hats and Mystics to anti-Hats and anti-Mystics. The reflection of this rule gives a substitution σ^* that takes anti-Hats and anti-Mystics to Hats and Mystics. The total substitution on all four kinds of tiles is given by the matrix

$$\begin{pmatrix} 0 & \sigma^* \\ \sigma & 0 \end{pmatrix},$$

which swaps the unreflected and reflected sectors. The square of the substitution is then

$$\begin{pmatrix} \sigma^*\sigma & 0 \\ 0 & \sigma\sigma^* \end{pmatrix},$$

which preserves sectors. Since we are interested only in unreflected tiles, we need to study $\sigma^*\sigma$, which we accomplish by studying σ in a suitable way.

The second complication is that the substitution of Hats and Mystics does not *force the border* in the sense of [14]. In their proof of aperiodicity, Smith et al. [19] introduced a substitution involving nine meta-tiles. One is a substituted Mystic, denoted Γ . The other eight are distinct collared versions of the substituted Hat, denoted Δ , Θ , Λ , Ξ , Π , Σ , Φ and Ψ . With this additional structure, the substitution does force the border, so we can apply the methods of Anderson and Putnam [2] to compute the cohomology.

These nine meta-tiles all are combinatorial hexagons that meet edge to edge. For the Hat-Turtle tiling, they are shown in [19, Fig. 4.1]. The tiling with the Hats and Turtles composed to meta-tiles is MLD to the plain Hat-Turtle tiling. The meta-tile tiling of combinatorial hexagons is then related by a shape change to a combinatorially equivalent tiling of *regular* hexagons, so that, up to MLD conjugacies, the latter is also related by a shape change to the original Spectre tiling.

There are 8 kinds of edges of the meta-tiles, labeled α , β , γ , δ , ϵ , ζ , θ , and η . We use them in this order for reasons that will become clear shortly. There are three kinds of vertices, labeled p , q and s . The geometric and combinatorial information is distilled in Figure 3, showing each meta-tile as a regular hexagon with labeled edges and colored vertices.

Let r denote counterclockwise rotation by 60 degrees. Each of the 9 displayed meta-tiles in standard orientation can be multiplied by r^m with $m \in \{0, 1, \dots, 5\}$. The first 7 edge types are directional, so α , $r\alpha$, etc. are distinct. The reference orientation for each edge is vertical, pointing up. (Recall that this is the positive real direction in our identification of \mathbb{R}^2 with \mathbb{C} .) The small mark used in [19] to indicate the orientation of an edge has been replaced by the power of r needed to map the standard edge to the given one. The last edge

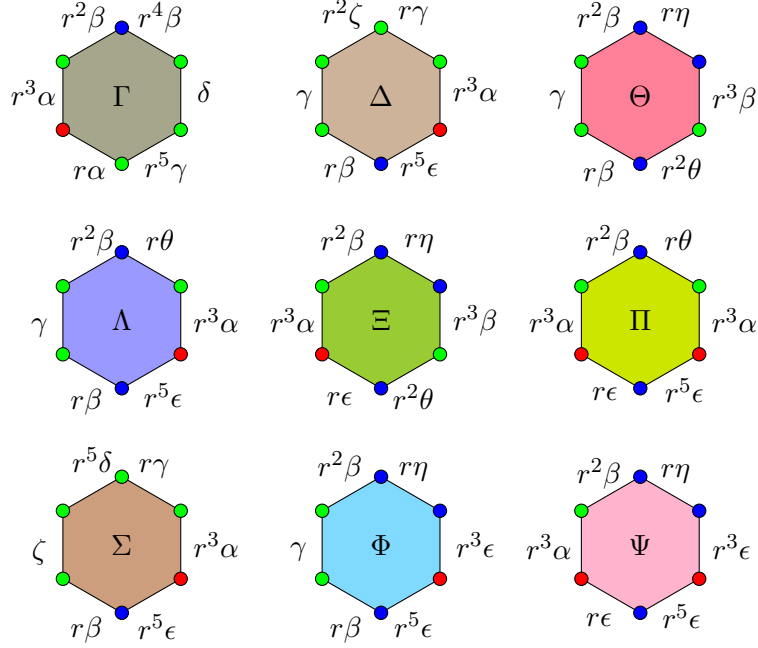


FIGURE 3. The nine combinatorial hexagons (adapted from [19, Fig. 4.2]). Vertices of type p , q , and s are colored in red, blue, and green, respectively. Type and orientation of the edges are given by their labels, the power of r determining the orientation.

type, η , is non-directional. It is invariant under rotation by 180 degrees, and occurs only in three rotational variants. As a chain, $r^3\eta = -\eta$. The vertices p and q have 3-fold symmetry, so $r^2p = p$ and $r^2q = q$. The third vertex, s , does not have any rotational symmetry, so s, rs, \dots, r^5s are distinct.

The substitution in terms of hexagons is shown in Figure 4, adapted from [19, Fig. 5.1]. Specifically, it shows the action of σ^* , which turns reflected tiles into ordinary tiles. The nine pictures show what happens when you take the nine meta-tiles in standard orientation, reflect them (horizontally) and then substitute.

Theorem 1. *Let Ω be the orbit closure of a Spectre (or Hat-Turtle) tiling. The first complex Čech cohomology of Ω is*

$$\check{H}^1(\Omega, \mathbb{C}) = \mathbb{C}^4.$$

Furthermore, this \mathbb{C}^4 decomposes as a \mathbb{C}^2 from the fundamental $r = \xi$ representation of the cyclic group C_6 and a \mathbb{C}^2 from the representation $r = \xi^5$. The eigenvalues of the (squared) substitution on each \mathbb{C}^2 are $4 \pm \sqrt{15}$, each with multiplicity 1.

The second complex Čech cohomology of Ω is

$$\check{H}^2(\Omega, \mathbb{C}) = \mathbb{C}^{10},$$

with a contribution \mathbb{C}^2 from each $r \in \{1, -1, \xi, \xi^5\}$ and a single \mathbb{C} from $r = \xi^2$ and $r = \xi^4$.

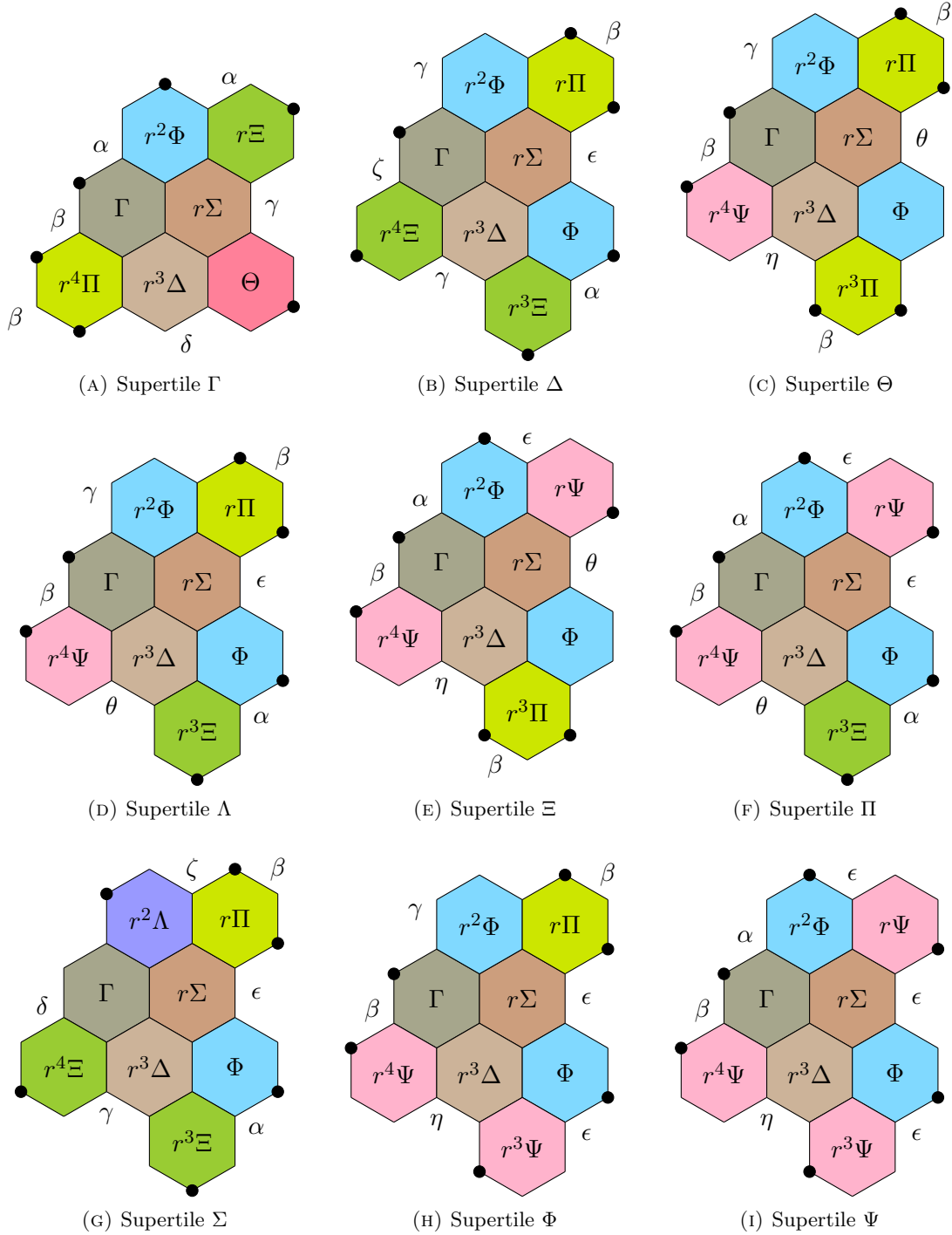


FIGURE 4. Nine supertiles (adapted from [19, Figure 5.1]). Each is drawn in the reverse handedness of the corresponding marked hexagon of Figure 3, preserving the handedness of the marked hexagons within it.

Proof. By the results of [2], the Čech cohomology of a substitution tiling space is the direct limit of the (ordinary) cohomology of the Anderson–Putnam (AP) complex Γ_{AP} under substitution. We will first compute the cohomology of Γ_{AP} and then take the direct limit. Since we are working over the complex numbers, this is the same as the direct sum of the eigenspaces of $H^*(\Gamma_{\text{AP}}, \mathbb{C})$ under substitution with non-zero eigenvalue.

The AP complex is built from one copy of each tile type via identifying edges (and therefore vertices) where two tiles can meet. This information is already encoded in Figure 3. Including rotations (as we must), there are 54 faces (9 shapes in 6 orientations), 45 edges (7 in 6 orientations and η in 3 orientations), and 10 vertices (p and q in 2 orientations and s in 6).

Fortunately, the (co)boundary maps on Γ_{AP} commute with rotation, so instead of using 10×45 or 45×54 matrices, we can use 3×8 and 8×9 matrices with entries that are polynomials in r . These boundary maps can be read off from Figure 3. The boundary map ∂_1 on edges is given by the matrix

$$(1) \quad \begin{pmatrix} 1 & 0 & 0 & 0 & 1 & 0 & 0 & 0 \\ 0 & -r & 0 & 0 & -r & 0 & 1 & 1-r \\ -r^3 & r^4 & 1-r^5 & r^2-r^4 & 0 & r^4-r^5 & -r^5 & 0 \end{pmatrix},$$

while the boundary map ∂_2 of faces is given by the matrix

$$(2) \quad \begin{pmatrix} r^3-r & -r^3 & 0 & -r^3 & r^3 & 0 & -r^3 & 0 & r^3 \\ r^2-r^4 & -r & -r+r^2-r^3 & r^2-r & r^2-r^3 & r^2 & -r & r^2-r & r^2 \\ r^5 & r-1 & -1 & -1 & 0 & 0 & r & -1 & 0 \\ 1 & 0 & 0 & 0 & 0 & 0 & -r^5 & 0 & 0 \\ 0 & r^5 & 0 & r^5 & -r & r^5-r & r^5 & r^5-r^3 & -r-r^3+r^5 \\ 0 & r^2 & 0 & 0 & 0 & 0 & -1 & 0 & 0 \\ 0 & 0 & -r^2 & r & -r^2 & r & 0 & 0 & 0 \\ 0 & 0 & r & 0 & r & 0 & 0 & r & r \end{pmatrix},$$

The matrices M_1^* and M_2^* for the substitution on edges and faces can similarly be read off from Figure 4. We get

$$M_1^* = \begin{pmatrix} 0 & -r^5 & 0 & r^2 & 0 & -r^5 & 0 & 0 \\ -r^5 & 0 & r^2 & r & 0 & 0 & 0 & 0 \\ 0 & 0 & 0 & 0 & 0 & 0 & 0 & 0 \\ 0 & 0 & 0 & 0 & 0 & 0 & 0 & 0 \\ r^2 & r & r-r^5 & -r^4 & r+r^2-r^5 & r & r+r^2-r^4-r^5 & r+r^2-r^4-r^5 \\ 0 & 0 & 0 & 0 & 0 & 0 & 0 & 0 \\ 0 & 0 & r^2 & r^2-r^5 & 0 & r^2 & r^2 & 0 \\ r^3 & 0 & -1 & 0 & -1 & 0 & -1 & r^3 \end{pmatrix},$$

and

$$M_2^* = \begin{pmatrix} 1 & 1 & 1 & 1 & 1 & 1 & 1 & 1 & 1 \\ r^5 & r^5 & r^5 & r^5 & r^5 & r^5 & r^5 & r^5 & r^5 \\ 1 & 0 & 0 & 0 & 0 & 0 & 0 & 0 & 0 \\ 0 & 0 & 0 & 0 & 0 & 0 & r^2 & 0 & 0 \\ r & r^4+r^5 & 0 & r^5 & 0 & r^5 & r^4+r^5 & 0 & 0 \\ r^4 & r & r+r^5 & r & r^5 & 0 & r & r & 0 \\ r & r & r & r & r & r & r & r & r \\ r^2 & 1+r^2 & 1+r^2 & 1+r^2 & 1+r^2 & 1+r^2 & 1 & 1+r^2 & 1+r^2 \\ 0 & 0 & r^4 & r^4 & r+r^4 & r+r^4 & 0 & r^4+r^5 & r+r^4+r^5 \end{pmatrix}.$$

The matrices describing two rounds of substitution, taking unreflected meta-tiles to unreflected meta-tiles, are then $M_1^*M_1$ and $M_2^*M_2$, with the details as follows.

As in [5], we work with one representation of C_6 at a time. That is, we replace r with a power of ξ in (1) and (2) and compare kernels and images of ∂_1 and ∂_2 and eigenspaces of $M_1^*M_1$ and $M_2^*M_2$. Since we are computing cohomology rather than homology, we are acting by ∂_1 and ∂_2 on the right and our kernels and images will be sets of row vectors, not column vectors. Since $r^3\eta = -\eta$, the last column of ∂_1 and M_1^* and the last row of ∂_2 and M_1^* should be deleted when $r^3 \neq -1$, or in other words, when $r = 1, \xi^2$, or ξ^4 . Since $r^2p = p$ and $r^2q = q$, the first two rows of ∂_1 should be deleted when $r^2 \neq 1$, that is, when $r = \xi, \xi^2, \xi^4$ or ξ^5 . Since reflection turns r into r^{-1} , and since the inverse of a unit complex number is its complex conjugate, the matrices M_1 and M_2 in each representation are just the complex conjugates of the matrices M_1^* and M_2^* .

We summarize the calculations and results, one representation at a time.

- $r = 1$. When $r = 1$, we have 3 vertices, 7 edges and 9 faces. The matrix ∂_1 has rank 2, while ∂_2 has rank 5. Since $2 + 5 = 7$, this representation contributes nothing to \check{H}^1 . Since $9 - 5 = 4$, this representation contributes \mathbb{C}^4 to $H^2(\Gamma_{\text{AP}}, \mathbb{C})$. Picking generators of this 4-dimensional space, we see how these generators transform under $M_2^*M_2$. The 4×4 matrix that describes this action has rank 2 and non-zero eigenvalues $(4 \pm \sqrt{15})^2$. This representation thus only contributes \mathbb{C}^2 to $\check{H}^2(\Omega, \mathbb{C})$. The generators of $\check{H}^2(\Omega, \mathbb{C})$ can in fact be represented by cochains that count Spectres and Mystics without distinguishing between the different kinds of collared Spectres.
- $r = \xi$. When $r = \xi$, we have one vertex, 8 edges and 9 faces. The rank of ∂_1 is 1 while that of ∂_2 is 5. This representation then contributes \mathbb{C}^2 to $H^1(\Gamma_{\text{AP}}, \mathbb{C})$ and \mathbb{C}^4 to $H^2(\Gamma_{\text{AP}}, \mathbb{C})$. Under substitution, the first cohomology transforms with eigenvalues $4 \pm \sqrt{15}$, while the second cohomology transforms with eigenvalues $4 \pm \sqrt{15}$ and 0 (the latter twice). That is, all of the first cohomology survives to the direct limit, contributing \mathbb{C}^2 to $\check{H}^1(\Omega, \mathbb{C})$, but only a \mathbb{C}^2 subspace of $H^2(\Gamma_{\text{AP}}, \mathbb{C})$ survives to the direct limit.
- $r = \xi^2$. When $r = \xi^2$, we have one vertex, 7 edges and 9 faces. The rank of ∂_1 is 1 and the rank of ∂_2 is 6, so we get no first cohomology and a contribution of \mathbb{C}^3 to $H^2(\Gamma_{\text{AP}}, \mathbb{C})$. However, substitution on the cokernel of ∂_2 involves a 3×3 matrix of rank 1, whose

only non-zero eigenvalue is 1. Consequently, only a single factor of \mathbb{C} survives the direct limit to contribute to $\check{H}^2(\Omega, \mathbb{C})$.

$r = -1$. When $r = -1$, we have 3 vertices, 8 edges and 9 faces. The ranks of ∂_1 and ∂_2 are 3 and 5, respectively. This representation contributes nothing to $H^1(\Gamma_{\text{AP}}, \mathbb{C})$ and \mathbb{C}^4 to $H^2(\Gamma_{\text{AP}}, \mathbb{C})$. The 4×4 matrix describing substitution on this \mathbb{C}^4 has rank 2, with a double non-zero eigenvalue 1. The direct limit of \mathbb{C}^4 under substitution thus is \mathbb{C}^2 .

$r = \xi^4$. The calculations for $r = \xi^4$ are identical (up to complex conjugation) to those for $r = \xi^2$.

$r = \xi^5$. The calculations for $r = \xi^5$ are identical (up to complex conjugation) to those for $r = \xi$. \square

Remark 2. $H^2(\Gamma_{\text{AP}}, \mathbb{C}) = \mathbb{C}^{22}$ is much bigger than $\check{H}^2(\Omega, \mathbb{C}) = \mathbb{C}^{10}$. In every single representation, two of the eigenvalues of substitution on $H^2(\Gamma_{\text{AP}}, \mathbb{C})$ are zero. As a result, $2 \cdot 6 = 12$ factors of \mathbb{C} fail to survive to the direct limit. This strongly suggests that our description of the substitutive structure of the Spectre tiling space is overly complicated. A different collaring scheme, or a different set of basic shapes that get substituted, would yield a different AP complex and could plausibly yield a simpler cohomology calculation. Since the publication of [19], alternate substitutive schemes have been proposed [20]. It will be interesting to see how much the calculations can be streamlined by using them. \diamond

Remark 3. The decomposition of the chain and cochain complexes of Γ_{AP} is justified when working over \mathbb{C} , but not when computing the integral cohomology $\check{H}^*(\Omega, \mathbb{Z})$. To compute the integral cohomology, we must replace each entry of ∂_1 , ∂_2 , M_1 and M_2 with a 6×6 matrix (with adjustments for the rows and columns that refer to η , p and q), replacing the number 1 with the identity matrix and replacing r with the cyclic permutation matrix

$$\begin{pmatrix} 0 & 0 & 0 & 0 & 0 & 1 \\ 1 & 0 & 0 & 0 & 0 & 0 \\ 0 & 1 & 0 & 0 & 0 & 0 \\ 0 & 0 & 1 & 0 & 0 & 0 \\ 0 & 0 & 0 & 1 & 0 & 0 \\ 0 & 0 & 0 & 0 & 1 & 0 \end{pmatrix}.$$

Comparing the (left-)kernels and images of these matrices shows that $\check{H}^1(\Omega, \mathbb{Z}) = \mathbb{Z}^4$ and that $\check{H}^2(\Omega, \mathbb{Z}) = \mathbb{Z}^{10}$. \diamond

Let us now turn to the nature of the shape changes parametrized by $\check{H}^1(\Omega, \mathbb{C})$.

Theorem 4. *Any shape change obtained by changing the values of a and b is the composition of a rescaling, a rotation, and a topological conjugacy.*

Proof. Changing a and b preserves 6-fold rotational symmetry. This means that the shape class of each tiling lies in the portion of $\check{H}^1(\Omega, \mathbb{C})$ that comes from the fundamental representation $r = \xi$. It is easy to check that changes in the parameters a and b correspond to linearly independent elements of $\check{H}^1(\Omega, \mathbb{C})$, so *all* rotationally symmetric shape changes are MLD to changes in a and b .

Of course, multiplying a and b by the same complex number z is equivalent to rescaling the tiling by $|z|$ and rotating it by the argument of z . The shape class corresponding to an actual tiling must have a non-zero component in the expanding subspace of $\check{H}^1(\Omega, \mathbb{C})$; see

[13, 9]. Thus, every change to a and b , and indeed every shape change that preserves 6-fold rotational symmetry, must be MLD to a combination of changing a and b in the direction of the $\lambda = 4 - \sqrt{15}$ eigenvector and multiplying a and b by a complex number. The first is a topological conjugacy (as are MLD equivalences), while the second is rescaling and rotation.

Note that not all values of a and b yield actual tiles $\text{Tile}(a, b)$. The boundary of $\text{Tile}(a, b)$ is a sequence of edges with displacements a and ib times powers of ξ . In some cases, this traces a figure 8 instead of a simple closed curve. In such cases, we must work instead with larger clusters, equivalent to what is obtained by substituting Hats and Mystics several times. Under substitution, the direction of the shape class in $\check{H}^1(\Omega, \mathbb{C})$ approaches the eigenvector with eigenvalue $4 + \sqrt{15}$, yielding shapes whose boundaries *are* simple closed curves. The only cost of this is that we have to treat the n -supertiles, rather than the individual Hats and Turtles (or Mystics), as the basic units of our tiling. \square

Theorem 5. *Any tiling space homeomorphic to a space of Spectre tilings is topologically conjugate to a linear transformation applied to an arbitrarily chosen Spectre tiling space.*

Proof. Every homeomorphism of tiling spaces with *finite local complexity* (FLC) is homotopic to the composition of a shape change and an MLD equivalence [13]. This implies that any FLC tiling space that is homeomorphic to a specific FLC tiling space Ω is MLD to the result of a shape change applied to Ω . However, we have already identified all of the shape changes to the Spectre space. Those that preserve rotational symmetry are equivalent to varying a and b , or, equivalently, to a combination of a topological conjugacy and a rescaling and rotation.

Next, we consider shape changes from the $r = \xi^5$ representation that break rotational symmetry. Among these are linear transformations, such as shears, that do not commute with rotation. Also among these are the eigenspace of substitution with eigenvalue $4 - \sqrt{15}$. Together, these span the \mathbb{C}^2 of $\check{H}^1(\Omega, \mathbb{C})$ that comes from $r = \xi^5$.

Put another way, the entire space of shape changes has real dimension 8. Four of these dimensions are linear transformations (two of which involve expansion and rotation, while the other two involve shears). The other four correspond to the 2 complex-dimensional eigenspace of substitution with eigenvalue $4 - \sqrt{15}$, all of which induce topological conjugacies. \square

The proofs of Theorems 4 and 5 are essentially the same as the proofs of analogous results about the Hat tilings [5]. Once we know that $\check{H}^1(\Omega, \mathbb{C})$ is as small as it could possibly be, the rest follows.

4. CASPR, THE FRIENDLY SPECTRE

In what follows, we work exclusively with the meta-tiles, the combinatorial hexagons from Figure 3, and call such tilings Spectre tilings, too. In order to find a self-similar representative of this family of Spectre tilings, we first determine its edge vectors by solving an eigenvalue equation. Specifically, the square of the edge inflation, $M_1^* M_1$, must scale the edge vectors by a factor $\lambda = 4 + \sqrt{15}$. A solution of this eigenvalue equation, with $\xi = e^{2\pi i/6}$ as before, is

given by

$$(3) \quad \begin{aligned} e_\alpha &= 2\xi + (1 - \xi)\lambda, \\ e_\beta &= 1 - 3\xi + \xi\lambda, \\ e_\gamma &= -2 + 4\xi + (2 - \xi)\lambda, \\ e_\delta &= -9 + 3\xi + 3\lambda, \\ e_\epsilon &= 1 - \xi + \lambda, \\ e_\zeta &= -1 - 4\xi + (1 + \xi)\lambda, \\ e_\theta &= -1 + \xi + 2\lambda, \\ e_\eta &= 1 + 2\xi + \lambda. \end{aligned}$$

All edge vectors are elements of the \mathbb{Z} -module $\mathbb{Z}[\xi, \lambda] = \langle 1, \xi, \lambda, \lambda\xi \rangle_{\mathbb{Z}}$. The edge vectors span the edge module E , which is a submodule of $\mathbb{Z}[\xi, \lambda]$ of index 9.

Remark 6. Let us comment on the natural number-theoretic setting of our system. The \mathbb{Z} -module $\mathcal{O} = \mathbb{Z}[\xi, \lambda]$ with $\xi = e^{2\pi i/6}$ and $\lambda = 4 + \sqrt{15}$ is a ring, and as such a non-maximal order of the quartic number field $K = \mathbb{Q}(\sqrt{-3}, \sqrt{-5})$, which (applying Hilbert's theorem) can also be written as $K = \mathbb{Q}(\alpha)$ with $\alpha = \sqrt{5} e^{2\pi i/12}$; see [23] for a summary of properties of K , where it is number field 4.0.3600.3.

The maximal order of K is $\mathcal{O}_K = \langle 1, \alpha, \alpha^2/5, \alpha^3/5 \rangle_{\mathbb{Z}}$, which contains all algebraic integers from K , and \mathcal{O} is a submodule of index 3. In fact, keeping track of the indices, one has

$$i\sqrt{3}\mathcal{O}_K \stackrel{3}{\subset} \mathcal{O} \stackrel{3}{\subset} \mathcal{O}_K,$$

where \mathcal{O} is not an ideal in \mathcal{O}_K , because $1 \in \mathcal{O}$. In particular, \mathcal{O} is not Dedekind — for instance, $3\mathcal{O}_K$ is an ideal both in \mathcal{O}_K and in \mathcal{O} , but it is not invertible as a fractional \mathcal{O} -ideal. Let us also remark that \mathcal{O} and \mathcal{O}_K have the same unit group, which is

$$\mathcal{O}^\times = \mathcal{O}_K^\times = \langle \xi \rangle \times \langle \lambda\xi \rangle \simeq C_6 \times C_\infty.$$

This makes working with \mathcal{O} rather natural in our setting. In particular, important objects such as the return module will be invariant under the action of the unit group.

Since the field K has class number 2, not all ideals of \mathcal{O}_K are principal, and neither are those of \mathcal{O} . Non-principal \mathcal{O} -ideals will appear in our context, where we then meet the special situation that they are still generated by two elements. This follows from [12, Thm. 2.3], because both \mathcal{O} and \mathcal{O}_K are Gorenstein rings, and no other ring lies between them. \diamond

The self-similar tiles are now obtained by replacing the combinatorial edges of the 9 hexagon tiles from Figure 3 by the geometric edges from (3), thereby producing the geometric (non-regular) hexagon tiles shown in Figure 5. In the latter, we have drawn certain clusters of tiles together, because these tiles will always occur together in any legal tiling. By construction, this self-similar tiling is related by a shape change to the combinatorially equivalent tiling by regular hexagons, and hence is related by a shape change to the original Spectre tiling.

The inflation of the geometric tiles can now be read off from Figure 4, again replacing the combinatorial edges by the geometric ones. The inflation of the tiles and clusters from

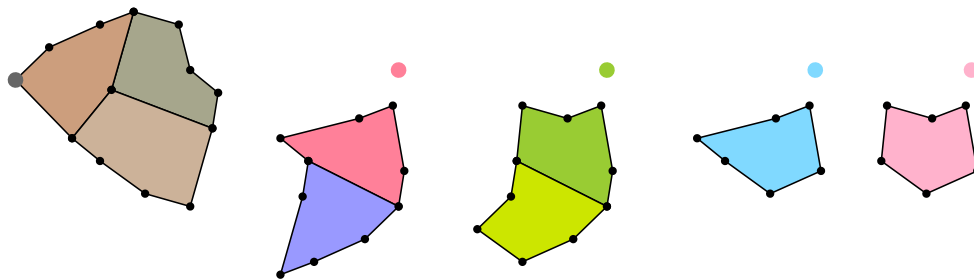


FIGURE 5. Self-similar tiles of the CASPr tiling. From left to right are shown: the clusters $\Delta + \Gamma + \Sigma$, $\Lambda + \Theta$, and $\Pi + \Xi$, and the single tiles Φ and Ψ . Tiles which always occur together (the left three clusters) are drawn together. For each of these (clusters of) tiles, also its control point is shown (in 5 colors).

Figure 5 are shown in Figure 6. We have drawn the (outer) supertile edges in different colors, depending on the type of the supertile edge. As one can see, if matching supertile edges are joined, each edge type always has the same environment on both sides, with the exception of the short β edge (red), which on one side can either have a Γ and a Ξ , or a Γ and a Ψ . However, the Ξ and the Ψ both touch the β superedge with their η edge (green), so that after one further inflation, also the β superedge always has the same environment on both sides. This proves that the inflation shown in Figure 6 indeed forces the border, so that the simplified cohomology computation with uncollared tiles is justified. This is no surprise, of course, as the meta-tiles have been constructed with this goal in mind.

Let us explain one important subtlety that reflects the substitution structure from Section 3. Obviously, the tiles in Figure 5 are not mirror-symmetric. We call them right-handed tiles. The outlines of the supertiles in Figure 6 are left-handed, however. This is due to our use of a square root of the inflation described earlier: in one inflation step, we scale the tiling by $\sqrt{4 + \sqrt{15}}$, reflect it (thus obtaining a tiling of left-handed supertiles), and replace each of these by a patch of right-handed tiles as shown in Figure 6. Due to the reflection, this inflation is not a local subdivision of the scaled tiling, but its square is. A larger patch of tiles, generated by this inflation, is shown in Figure 7, where one can see that, indeed, the tiles $\Delta + \Gamma + \Sigma$ (drawn in three different shades of brown) always occur together. The same holds for the pairs $\Xi + \Psi$ (green and yellow) and $\Lambda + \Theta$ (blue and red). We call this self-similar Spectre tiling the *friendly Spectre*, abbreviated as *CASPr* (for Cut-And-Symmetrically-Project).

Our method for taking the square root of the inflation $\sigma^* \sigma$ deserves a closer look. The inflation σ^* on the left-handed tiles is conjugate to σ via the horizontal reflection m , meaning $\sigma^* = m \sigma m$, so that $\sigma^* \sigma = (m \sigma)^2 = \tilde{\sigma}^2$. In an analogous way, we can write the inflations on 1- and 2-cohomology as $M_1^* M_1 = \tilde{M}_1^2$ and $M_2^* M_2 = \tilde{M}_2^2$, respectively, in line with our approach above. Working with such square roots is often computationally simpler than working with M_i and M_i^* separately. We note that the induced action of \tilde{M}_1 on the edge module E leaves it invariant, whereas M_1 maps it to its mirror image, which is different. Conversely, \tilde{M}_1 maps $\mathbb{Z}[\xi, \lambda]$ to a mirror image different from $\mathbb{Z}[\xi, \lambda]$, whereas M_1 leaves it invariant.

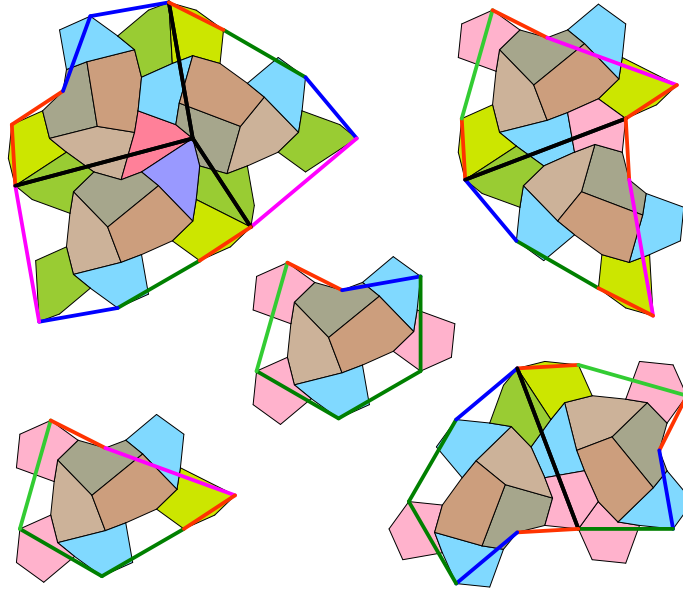


FIGURE 6. Inflation of the tile clusters $\Delta + \Gamma + \Sigma$ (top left), $\Lambda + \Theta$ (top right), $\Pi + \Xi$ (bottom right), Ψ (centre), and Φ (bottom left). The (outer) supertile edges are drawn in color, as a function of edge type: blue for α , red for β , purple for γ , cyan for ϵ , and green for η . The remaining edge types only occur in the interior of these clusters.

Another relevant module is the return module L , which is the \mathbb{Z} -span of all vectors translating a tile in a tiling to an equivalent tile in the same tiling. This is a submodule of the edge module E , given by the (right) kernel of ∂_1 , projected to the edge module. The return module has index 9 in the edge module, and is invariant under \widetilde{M}_1 , but not under M_1 . Simple bases of E and L in terms of the (above chosen) standard basis of $\mathbb{Z}[\xi, \lambda]$ are given by

$$(4) \quad E = \langle (1, 0, 0, 1), (0, -1, 1, -1), (-1, -1, 1, 1), (0, 1, 2, 1) \rangle_{\mathbb{Z}} \quad \text{and}$$

$$(5) \quad L = \langle (-1, -1, 1, -2), (2, -1, 1, 1), (2, 2, 1, -2), (-2, 1, 2, 2) \rangle_{\mathbb{Z}}.$$

In Figure 5, we have added special reference points, so-called *control points*, to each tile or cluster of tiles. These have been chosen such that the set of control points of all tiles in a tiling lie in a single translation orbit of the return module, and such that the colored control point set is MLD with the tiling.

Remark 7. The return module L , viewed as a subset of \mathbb{C} , is a \mathbb{Z} -module with generators $1 + \xi + 2\lambda + 5\lambda\xi$, $3\xi + 6\lambda\xi$, $3\lambda + 3\lambda\xi$, and $9\lambda\xi$. As such, it has index 81 in $\mathcal{O} = \mathbb{Z}[\xi, \lambda]$. Since $\mathbb{Z}[\xi, \lambda]L \subseteq L$, it is an *ideal* in \mathcal{O} , thus matching the rotation and inflation symmetry of the CASPr tiling. However, it is not principal.




FIGURE 7. Patch of a CASPr tiling.

Via a standard lattice reduction algorithm, one finds $L = \langle g_1, g_2, g_3, g_4 \rangle_{\mathbb{Z}}$ with generators

$$\begin{aligned} g_1 &= -1 - \xi + \lambda - 2\lambda\xi, \\ g_2 &= 1 - 2\xi + 2\lambda + \lambda\xi = \xi g_1, \\ g_3 &= -2 + \xi + 2\lambda + 2\lambda\xi, \\ g_4 &= -2 - 2\xi - \lambda + 2\lambda\xi. \end{aligned}$$

With this, one can identify L as the non-principal \mathcal{O} -ideal $L = (g_1, g_3) = (g_1) + (g_3)$. Alternatively, one can use generators in terms of α , where one choice is $L = (\frac{3}{5}\alpha^2 + 3\alpha + 6, \frac{3}{5}\alpha^3 + 3\alpha) = (3\xi + 3\alpha + 6, 3\alpha + 3\alpha\xi)$. We also note that L is an ideal both in \mathcal{O} and in \mathcal{O}_K , and the given generators work for both variants. \diamond

5. EMBEDDING THE SPECTRE

Equipped with the return module, we can now lift the Spectre tiling, or rather its set of control points, to a *cut-and-project scheme* (CPS) [7, Sec. 7.2] – provided the Spectre tiling has pure-point dynamical spectrum. The latter can be verified with the (generalized) overlap algorithm [22, 3] (which we have done prior to this step), or it can be proved in retrospect, after lifting the tiling (see below).

An element of $\mathbb{Z}[\xi, \lambda] \subset \mathbb{C}$ can be lifted to \mathbb{C}^2 by pairing it with its Galois conjugate (Minkowski embedding), where $\xi \mapsto \bar{\xi}$ and $\lambda \mapsto 8 - \lambda$. This induces a corresponding lifting of

the return module $L \subset \mathbb{Z}[\xi, \lambda]$, and results in the CPS

$$(6) \quad \begin{array}{ccccc} \mathbb{C} & \xleftarrow{\pi} & \mathbb{C} \times \mathbb{C} & \xrightarrow{\pi_{\text{int}}} & \mathbb{C} \\ \cup & & \cup & & \cup \text{ dense} \\ \pi(\mathcal{L}) & \xleftarrow{1:1} & \mathcal{L} & \longrightarrow & \pi_{\text{int}}(\mathcal{L}) \\ \parallel & & & & \parallel \\ L & \xrightarrow{\quad \star \quad} & & & L^* \end{array}$$

where $\mathcal{L} = \{(x, x^*) : x \in L\}$ is the Minkowski embedding of the return module. By our choice, it agrees with the lattice generated by the lifted control points, and we have $L = \pi(\mathcal{L})$. Note that this simple connection between the return module and the embedding lattice only works for self-similar tilings. This is the reason for the constructing a self-similar member of the Spectre tiling class. To continue, we shall also need the dual lattice \mathcal{L}^* (note the different star symbol), as defined with respect to the standard inner product of $\mathbb{R}^4 \simeq \mathbb{C}^2$; see Remark 10 below for more.

If we lift all control points of an inflation fixed point tiling, and project them to internal space, coloring them according to the tile or cluster type to which they belong, we obtain the picture shown in Figure 8. Here, one can distinguish different subwindows, in which the projected control points of a given type are dense. Each subwindow has fractal boundaries with Hausdorff dimension

$$(7) \quad d_{\text{H}} = \frac{\log(5 + 2\sqrt{6})}{\log(4 + \sqrt{15})} \approx 1.110977,$$

as can be extracted from the orbit separation dimension of the CASPr tiling; see [4] for details. The fractal nature appears on different scales, but (unlike the window for the CAP tiling) the Hausdorff dimension seems to be the same everywhere along the boundary. This certainly deserves a closer analysis in the future.

Remark 8. A more detailed approach would proceed as follows. One starts with the inflation rule for the five effective prototiles from Figure 5, and considers a fixed point of (a suitable even power of) the inflation. With respect to the control points, this defines the (translational) inflation displacement matrix, which has dimension 30 in this case (from the six distinct orientations of each of the five prototiles). This gives a fixed point equation for the 5-color Delone set of control points.

This equation can then be lifted via the \star -map to internal space, where (upon taking closures) it turns into a contractive iterated function system on $(\mathcal{K}\mathbb{C})^{30}$, where $\mathcal{K}\mathbb{C}$ is the space of non-empty compact subsets of \mathbb{C} equipped with the Hausdorff distance. Its unique attractor consists of the 30 subwindows for the five types of control points, in six orientations each. When explicitly implementing this into an algebraic program, one can check [15] via the random tracing algorithm (known as the ‘chaos game’) that one indeed obtains the window

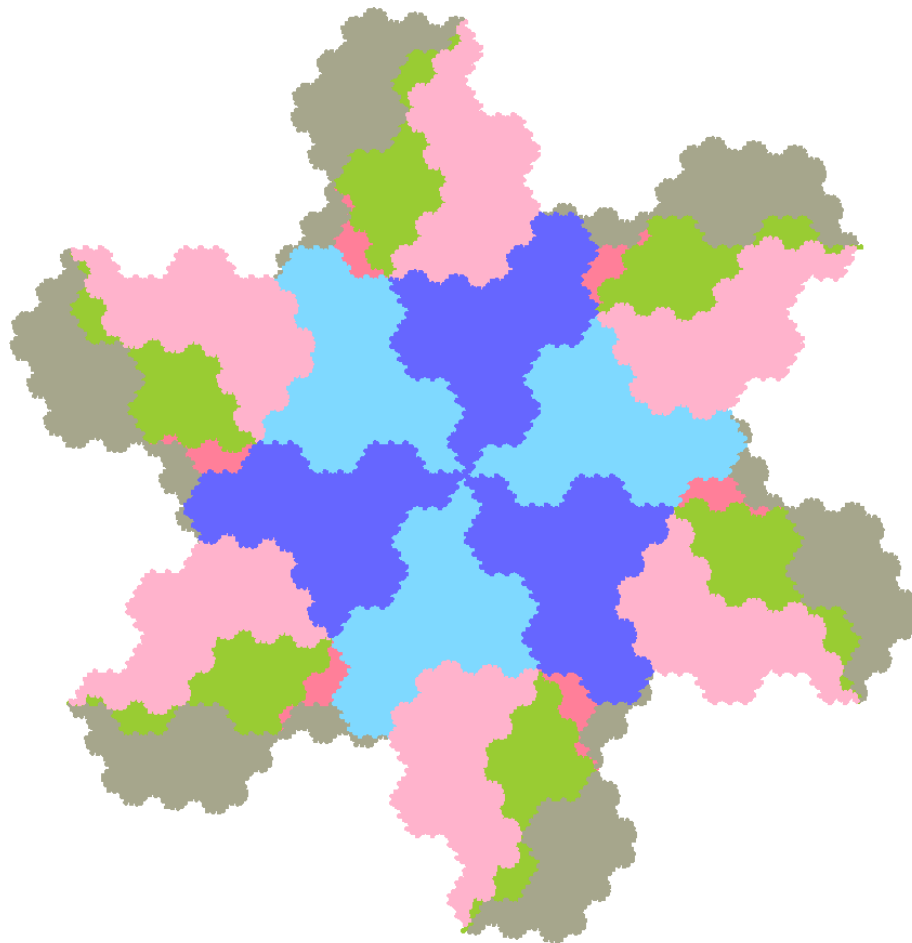


FIGURE 8. Window system for the CPS of the CASPr tiling. The different subwindows are 5-colored according to the tile (cluster) type to which the control points belong. The light and dark blue subwindows in the middle belong to the same tile type; we have chosen different colors only to distinguish distinct orientations.

system of Figure 8. The justification of this step relies on Elton's ergodic theorem [10]; see [6] for further details. \diamond

In order to verify that the Spectre tiling has pure-point spectrum, it now suffices to show that the control point density as determined from the CPS agrees with the true control point density [8]. This then means that the windows for the different tile types have no overlap of positive measure. The control point density from the CPS is given by the area A of the

window, divided by the volume V of a unit cell of \mathcal{L} . For the unit cell volume, we obtain

$$V = \frac{3}{4} \det \begin{pmatrix} 1 & \lambda \\ 1 & 8 - \lambda \end{pmatrix}^2 \cdot 81 = 3645,$$

where 81 is the index of \mathcal{L} in the lift of $\mathbb{Z}[\xi, \lambda]$. To determine the area A of the window, one can convince oneself that the window is a fundamental domain of a triangular lattice, with a generating vector $d = 31 + 4(\xi - \lambda) - \lambda\xi$, which gives a window area of

$$A = |d|^2 = \frac{135\sqrt{3}}{2} (8 - \lambda).$$

The control point density from the CPS is then given by

$$\rho_1 = \frac{A}{V} = \frac{(8 - \lambda)\sqrt{3}}{54}.$$

This density ρ_1 now has to be compared to the true control point density, which can be computed as follows. The right Perron–Frobenius eigenvector of the tile inflation matrix contains the relative frequencies of the different tile types. If we normalize the sum of these frequencies to 1, we obtain the vector

$$\mathbf{f} = (8 - \lambda, 8 - \lambda, 63 - 8\lambda, 63 - 8\lambda, 15\lambda - 118, 15\lambda - 118, 8 - \lambda, 14\lambda - 110, 197 - 25\lambda).$$

We see that there is a triple and two pairs of tiles with the same frequency. These form the tile clusters which always occur together. Taking the scalar product of the frequency vector and the vector of tile areas computed with the self-similar tile edges, we obtain the average tile area, which evaluates to $90\sqrt{3}$. The tile density then is $\sqrt{3}/270$. However, we now have to remember that we were counting only one control point per tile cluster, so that we must multiply this density with the sum of the *distinct* frequencies in the frequency vector \mathbf{f} . This then gives a total control point density of

$$\rho_2 = \frac{5(8 - \lambda)\sqrt{3}}{270} = \frac{(8 - \lambda)\sqrt{3}}{54} = \rho_1.$$

Hence, the two control point densities agree, which proves the following result.

Theorem 9. *The control points of the CASPr tiling comprise a full-density subset of the 5-color regular model set defined by the window system from Figure 8. They are dynamically defined Rauzy fractals, whose boundaries have the Hausdorff dimension from Eq. (7).*

As such, the CASPr tiling has pure-point diffraction, with the Fourier module

$$L^{\otimes} = \pi_{\text{int}}(\mathcal{L}^*).$$

The latter agrees with the dynamical pure-point spectrum of the CASPr tiling, when viewed as a dynamical system under the translation action of \mathbb{R}^2 . This system is strictly ergodic and has continuously representable eigenfunctions. \square

Remark 10. Let us expand on the role of L^{\otimes} within the number field $K = \mathbb{Q}(\alpha)$ from Remark 6. Observe first that the dual module of the non-maximal order $\mathcal{O} = \mathbb{Z}[\xi, \lambda]$ is

$$\mathbb{Z}[\xi, \lambda]^* = \frac{i\sqrt{5}}{15} \mathbb{Z}[\xi, \lambda],$$

where $\mathbb{Z}[\xi, \lambda]$ is a submodule of its dual of index 45^2 . The dual of a \mathbb{Z} -module $M \subset K$ is defined as $M^* = \{y \in K : x.y + (x.y)' \in \mathbb{Z} \text{ for all } x \in M\}$, with $x.y := \frac{1}{2}(\bar{x}y + x\bar{y})$. Here, $(.)'$ is the non-trivial algebraic conjugation in $\mathbb{Q}(\sqrt{15})$, given by $\sqrt{15} \mapsto -\sqrt{15}$. Note that $x.y$ lies in this field for all $x, y \in K$, because $x.y = \text{Re}(\bar{x}y) \in K \cap \mathbb{R} = \mathbb{Q}(\sqrt{15})$, which is the maximal real subfield of K . This form is \mathbb{R} -linear and designed to match the duality notion in Euclidean 4-space, relative to the standard inner product, as this fits best to the use of the Fourier transform.

Further, the dual of the maximal order is $\mathcal{O}_K^* = \frac{\sqrt{15}}{15} \mathcal{O}_K$. In fact, one has

$$L \stackrel{9^2}{\subset} \mathcal{O} \stackrel{3}{\subset} \mathcal{O}_K \stackrel{15^2}{\subset} \mathcal{O}_K^* = \frac{\sqrt{15}}{15} \mathcal{O}_K \stackrel{3}{\subset} \mathcal{O}^* = \frac{i\sqrt{5}}{15} \mathcal{O} \stackrel{9^2}{\subset} L^*,$$

again keeping track of the indices, and all matches up so that $L^\circledast = L^*$ in this sense, and so that $L^\circledast = \pi(\mathcal{L}^*)$, where \mathcal{L}^* is the (standard) dual of the lattice \mathcal{L} in $\mathbb{C}^2 \simeq \mathbb{R}^4$. The justification of this computation comes from the dual CPS, which (in our case) can be combined with the original CPS because \mathbb{C} and \mathbb{C}^2 are self-dual as LCAGs.

We still need a good way to express L^* . In Remark 7, we identified the return module as the non-principal ideal (g_1, g_3) of $\mathbb{Z}[\xi, \lambda]$. Now, if $N(z)$ denotes the field norm of $z \in K$, which is $N(z) = z\bar{z}z'\bar{z}'$, one can verify that the dual of a principal \mathcal{O} -ideal is

$$(z)^* = \frac{1}{z} \mathbb{Z}[\xi, \lambda]^* = \frac{zz'\bar{z}'}{N(z)} \frac{i\sqrt{5}}{15} \mathbb{Z}[\xi, \lambda].$$

Then, with $L = (g_1) + (g_3)$ from Remark 7, some explicit computation leads to

$$L^\circledast = L^* = (g_1)^* \cap (g_3)^* = \frac{i\sqrt{5}}{135} L.$$

This shows that L^\circledast is a non-principal, fractional ideal, whose generators can now be given as (fractional) multiples of the generators of L from Remark 7, which is one of the simplest ways to pin down the Fourier module. \diamond

6. THE SPECTRE IS MLD TO A RE-PROJECTED MODEL SET

Consider what happens when we take the same 4-dimensional total space as for the CASPr tiling, the same lattice, and the same acceptance strip, only we vary the projection from \mathbb{R}^4 to \mathbb{R}^2 . Varying the projection moves each point in \mathbb{R}^2 by a linear function of its corresponding coordinates in perpendicular space. This results in a topological conjugacy, since the perpendicular coordinates are ‘weakly pattern equivariant’, but not an MLD equivalence, insofar as the perpendicular coordinates cannot be determined exactly from the local pattern.

In particular, the tilings obtained by varying the projection in the CASPr tiling form a (real) 4-dimensional family that is topologically conjugate to CASPr, but not MLD. However, we have already determined that, up to MLD equivalence, the set of tilings that are topologically conjugate to CASPr is a connected 4-dimensional family. The upshot is that all tilings that are topologically conjugate to the CASPr are MLD to reprojections of the CASPr control points. In particular, all of the tilings that are obtained by varying the (complex) ratio $a : b$, including the original Spectre tiling, are MLD to reprojections of CASPr.




FIGURE 9. Patch of a reprojected CASPr tiling (left) and the corresponding patch of a regular hexagon tiling which is MLD to it (right). The two patches have exactly the same control points. Note that, like for the CASPr, the control points are a bit away from their tiles.

Let us illustrate this with two different reprojections. The first and simpler one relies on the CASPr tiling being combinatorially equivalent to a tiling of regular hexagons (compare Figure 3), which have vertices in a simple hexagonal lattice. We can therefore index the vertices of a CASPr tiling also with vectors from that lattice. The correspondence between the 4-dimensional CASPr indices and the new 2-dimensional hexagonal indices of the CASPr vertices defines a linear map from the CASPr return module L to the hexagonal lattice. If we choose the right orientation and scale for the latter, this linear map is the reprojection of the CASPr control points we are looking for. The right scale is easily obtained by requiring that the regular hexagons are in area equal to the average area of the CASPr tiles, which is known. In the left panel of Figure 9, we show a patch of a CASPr tiling reprojected in this way, along with its reprojected control points. The CASPr tiles are considerably distorted under reprojection, but clearly recognizable. For comparison, on the right hand side of the figure, we show the corresponding regular hexagon tiling, which is obviously MLD to the reprojected CASPr tiling: The control points of the two tilings agree exactly.

Instead of regular hexagons, we can also use the meta-tiles of the Hat-Turtle tiling (see [19, Fig. 4.1]). These meta-tiles also form a combinatorial hexagon tiling, whose tile edges take values in another hexagon lattice, and we can index the CASPr vertices also with respect to that hexagon lattice. This leads to yet another reprojection map. The reprojected CASPr tiling it produces is MLD to a corresponding meta-tile tiling. Such a pair is shown in Figure 10. The reprojected CASPr tiles, shown on the left, are now quite close to the true CASPr tiles. Again, the two patches are MLD to each other, with exactly the same control points.

Corollary 11. *The Spectre tiling is MLD with a 5-color Meyer set that is a re-projection of the points from the cut-and-project description of the CASPr tiling from Theorem 9. In particular, the translation dynamical system of the Spectre tiling has pure-point spectrum*




FIGURE 10. Patch of a reprojected CASPr tiling (left) and the corresponding patch of a meta-tile tiling which is MLD to it (right). The two patches have exactly the same control points.

with continuously representable eigenfunctions. All this holds, in fact, for all Spectre-like tilings. \square

It is worth noting what changes and what does not change under reprojection. As an abstract dynamical system, the tiling space does not change. This implies that the dynamical spectrum, namely the action of translation on $L^2(\Omega)$, does not change. This in turn implies that the diffraction pattern generated by the control points remains pure point, with the exact same Bragg peak locations.

However, the intensity of the Bragg peaks can vary. As we continuously change CASPr into the Spectre tiling, adjusting the positions of the control points, some Bragg peaks become more intense while others fade. To the naked eye, the two diffraction patterns show rather different features [6], even though they are supported on the same points. Various further details, including the deformation maps and the diffraction images, will be given there.

ACKNOWLEDGEMENTS

It is our pleasure to thank Markus Kirschmer for helpful discussions on the number-theoretic structure. This work was supported by the German Research Council (Deutsche Forschungsgemeinschaft, DFG) under SFB-TRR 358/1 (2023) – 491392403 and by the National Science Foundation under grant DMS-2113468.

REFERENCES

- [1] S. Akiyama and Y. Araki, An alternative proof for an aperiodic monotile, *preprint* (2023); [arXiv:2307.12322](https://arxiv.org/abs/2307.12322).
- [2] J.E. Anderson and I.F. Putnam, Topological invariants for substitution tilings and their associated C^* -algebras, *Ergod. Th. Dynam. Syst.* **18** (1998) 509–537.

- [3] S. Akiyama and J.-Y. Lee, Algorithm for determining pure pointedness of self-affine tilings, *Adv. Math.* **226** (2011) 2855–2883; [arXiv:1003.2898](#).
- [4] M. Baake, F. Gähler and P. Gohlke, Orbit separation dimension as complexity measure for primitive inflation tilings, *preprint* (2023); [arXiv:2311.03541](#).
- [5] M. Baake, F. Gähler and L. Sadun, Dynamics and topology of the Hat family of tilings, *preprint* (2023); [arXiv:2305.05639](#).
- [6] M. Baake, F. Gähler, J. Mazáč and A. Mitchell, Diffraction of the Hat, CAP and Spectre tilings, in preparation.
- [7] M. Baake and U. Grimm, *Aperiodic Order. Vol. 1: A Mathematical Invitation*, Cambridge University Press, Cambridge (2013).
- [8] M. Baake and D. Lenz, Dynamical systems on translation bounded measures: Pure point dynamical and diffraction spectra, *Ergod. Th. & Dynam. Syst.* **24** (2004) 1867–1893; [arXiv:math.DS/0302061](#).
- [9] A. Clark and L. Sadun, When shape matters, *Ergod. Th. Dynam. Syst.* **26** (2006) 69–86; [arXiv:math.DS/0306214](#).
- [10] J.H. Elton, An ergodic theorem for iterated maps, *Ergod. Th. & Dynam. Syst.* **7** (1987) 481–488.
- [11] N.P. Frank and L. Sadun, Fusion: a general framework for hierarchical tilings of \mathbb{R}^d , *Geom. Dedicata* **171** (2014) 149–186.
- [12] C. Greither, On the two generator problem for the ideals of a one-dimensional ring, *J. Pure Appl. Alg.* **24** (1982) 265–276.
- [13] A. Julien and L. Sadun, Tiling deformations, cohomology, and orbit equivalence of tiling spaces. *Ann. H. Poincaré* **19** (2018) 3053–3088.
- [14] J. Kellendonk, Noncommutative geometry of tilings and gap labelling, *Rev. Math. Phys.* **7** (1995) 1133–1180; [arXiv:cond-mat/9403065](#).
- [15] J. Mazáč, *Fractal and Statistical Phenomena in Aperiodic Order*, PhD thesis, Bielefeld University, in preparation (2024).
- [16] R.V. Moody, Uniform distribution in model sets, *Can. Math. Bull.* **45** (2002) 123–130.
- [17] L. Sadun, *Topology of Tiling Spaces*, Amer. Math. Society, Providence, RI (2008).
- [18] D. Smith, J.S. Myers, C.S. Kaplan and C. Goodman-Strauss, An aperiodic monotile, *Combin. Th.* **4** (2024) 6:1–90; [arXiv:2303.10798](#).
- [19] D. Smith, J.S. Myers, C.S. Kaplan and C. Goodman-Strauss, A chiral aperiodic monotile, *Combin. Th.* **4** (2024) 13:1–25; [arXiv:2305.17743](#).
- [20] J. Smith, Turtles, Hats and Spectres: Aperiodic structures on a Rhombic tiling, *preprint* (2024); [arXiv:2403.01911](#).
- [21] J.E.S. Socolar and J.M. Taylor, An aperiodic hexagonal tile, *J. Comb. Theory A* **118** (2011) 2207–2231; [arXiv:1003.4279](#).
- [22] B. Solomyak, Dynamics of self-similar tilings, *Ergod. Th. Dynam. Syst.* **17** (1997) 695–738 and *Ergod. Th. Dynam. Syst.* **19** (1999) 1685 (erratum).
- [23] The LMFDB Collaboration, *The L-functions and Modular Forms Database*, <https://www.lmfdb.org>, 2024.

FAKULTÄT FÜR MATHEMATIK, UNIVERSITÄT BIELEFELD,
 POSTFACH 100131, 33501 BIELEFELD, GERMANY
Email address: {mbaake, gaehler, jmazac}@math.uni-bielefeld.de

DEPARTMENT OF MATHEMATICS, UNIVERISTY OF TEXAS,
 2515 SPEEDWAY, PMA 8.100 AUSTIN, TX 78712, USA
Email address: sadun@math.utexas.edu