

# Exploring Viewing Modalities in Cinematic Virtual Reality: A Systematic Review and Meta-Analysis of Challenges in Evaluating User Experience

YAWEN ZHANG, City University of Hong Kong, China

HAN ZHOU, University of Wisconsin-Madison, USA

ZHONGMINGJU JIANG, Southern University of Science and Technology, Chian

ZILU TANG, Eindhoven University of Technology, Netherland

TAO LUO\*, Southern University of Science and Technology, China

QINYUAN LEI†, City University of Hong Kong, China

Cinematic Virtual Reality (CVR) is a narrative-driven VR experience that uses head-mounted displays with a 360-degree field of view. Previous research has explored different viewing modalities to enhance viewers' CVR experience. This study conducted a systematic review and meta-analysis focusing on how different viewing modalities, including intervened rotation, avatar assistance, guidance cues, and perspective shifting, influence the CVR experience. The study has screened 3444 papers (between 01/01/2013 and 17/06/2023) and selected 45 for systematic review, 13 of which also for meta-analysis. We conducted separate random-effects meta-analysis and applied Robust Variance Estimation to examine CVR viewing modalities and user experience outcomes. Evidence from experiments was synthesized as differences between standardized mean differences (SMDs) of user experience of control group ("Swivel-Chair" CVR) and experiment groups. To our surprise, we found inconsistencies in the effect sizes across different studies, even with the same viewing modalities. Moreover, in these studies, terms such as "presence," "immersion," and "narrative engagement" were often used interchangeably. Their irregular use of questionnaires, overreliance on self-developed questionnaires, and incomplete data reporting may have led to unrigorous evaluations of CVR experiences. This study contributes to Human-Computer Interaction (HCI) research by identifying gaps in CVR research, emphasizing the need for standardization of terminologies and methodologies to enhance the reliability and comparability of future CVR research.

CCS Concepts: • **Human-centered computing** → **Virtual reality**.

Additional Key Words and Phrases: Cinematic Virtual Reality, Viewing Modality, User Experience, Systematic Review

## ACM Reference Format:

Yawen Zhang, Han Zhou, Zhongmingju Jiang, Zilu Tang, Tao Luo, and Qinyuan Lei. 2018. Exploring Viewing Modalities in Cinematic Virtual Reality: A Systematic Review and Meta-Analysis of Challenges in Evaluating User Experience. In . ACM, New York, NY, USA, 29 pages. <https://doi.org/XXXXXXXX.XXXXXXX>

## 1 INTRODUCTION

With the development of virtual reality (VR) technology, traditional media has undergone a revolution, achieving transformation through the interactive capabilities and technical immersion provided by VR [15, 18]. Cinematic Virtual

\*Corresponding author

†Corresponding author

Permission to make digital or hard copies of all or part of this work for personal or classroom use is granted without fee provided that copies are not made or distributed for profit or commercial advantage and that copies bear this notice and the full citation on the first page. Copyrights for components of this work owned by others than the author(s) must be honored. Abstracting with credit is permitted. To copy otherwise, or republish, to post on servers or to redistribute to lists, requires prior specific permission and/or a fee. Request permissions from [permissions@acm.org](mailto:permissions@acm.org).

© 2018 Copyright held by the owner/author(s). Publication rights licensed to ACM.

Manuscript submitted to ACM

Reality (CVR) refers to the experience of using a VR device, especially a head-mounted display (HMD), as a medium for watching narrative-based 360-degree videos [90, 95, 121].

Unlike traditional films, CVR is “frameless,” offering viewers a 360-degree field of view (FOV) [21, 40]. Many studies have aimed to establish a new “grammar” for CVR narratives through this frameless feature [20, 42, 82] from both technical and narrative perspectives [10, 162]. However, existing studies have often failed to control both aspects, which shows that the development of CVR’s grammar is still in its early stages [1, 95, 123].

During the development of the new grammar, researchers conducted various experiments on viewing modalities to enhance viewers’ CVR experience. More specifically, modalities optimized through technological means can be divided into two categories—namely, intervened rotation [3, 124] and avatar assistance [39, 93]. Other modalities aim to improve narrative languages through guidance cues (diegetic/non-diegetic; [24, 103, 121]), perspective shifting (first-person perspective (1PP)/third-person perspective (3PP); [12, 17, 23]), and other novel editing methods [20, 128].

However, there is a notable lack of systematic analysis comparing the outcomes of different viewing modalities on CVR experience. This lack of systematic analysis in turn hinders future studies in CVR in Human-Computer Interaction (HCI), more specifically, in CSCW topics such as social viewing in CVR [81, 99, 136, 159], collaborative AR/VR in work environments [78, 106], and collaborative storytelling in CVR. This study aims to address this research gap by conducting a systematic and statistical review of viewing modalities, summarizing the characteristics and the effects of different viewing modalities on CVR experience, paving the way for further research. This study, therefore, starts with a meta-analysis to answer the following research question:

***RQ1: Based on the evidence of previous studies, how do different viewing modalities affect CVR experience?***

To evaluate the effectiveness of viewing modalities, researchers typically employ subjective measurements, especially questionnaires. These questionnaires, when used in CVR empirical research, often adopt metrics originally developed for VR research. These metrics primarily measure users’ subjective experiences in VR environments, such as their sense of presence [68, 148, 156], sense of immersion [71], and motion sickness [79]. Additionally, CVR research also incorporates metrics from traditional cinema, focusing on viewers’ subjective responses to changes in narrative language. Other metrics commonly used by researchers include narrative engagement [22], empathy [111], and happiness [69]. The numerous different metrics used to evaluate the CVR experience makes it difficult to create guidelines in user studies. Therefore, to help HCI researchers determine clear guidelines for user studies in CVR, we propose two additional research questions following up on RQ1:

***RQ2: What are the primary methods and key metrics currently used for measuring user experience in CVR?***

***RQ3: What are the current issues with evaluation and metrics in measuring different viewing modalities?***

In this study, we conduct a systematic review to gain an overview of the CVR field as well as a meta-analysis to collect and analyze quantitative data. First, we gather existing research on CVR from several databases, amounting to 3444 papers. Second, we conduct literature screening and exclusion following the PRISMA guidelines [147], resulting in 45 papers for the systematic review, 13 of which are also used for the meta-analysis. The systematic review focuses on investigating research topics and the status of existing evaluation methods used in CVR studies. In the meta-analysis, we focus on clarifying how studies have explored different viewing modalities and how these affect viewer experience. We found that certain viewing modalities have potential impacts on the user experience: Modality 2 and Modality 5 show potential positive impacts, while Modality 6 might lead to negative outcomes, echoing findings from earlier studies (see 4.2).

However, one of our most surprising findings is that there are inconsistencies in the effect sizes across different studies, even with the same viewing modalities, which could be attributed to internal differences within the experimental

designs. Moreover, we find that researchers predominantly use questionnaires that mainly focus on “presence” or “immersion.” These terms, along with “narrative engagement,” are often used interchangeably. Overall, our findings show that the irregular use of questionnaires, overreliance on self-developed questionnaires, and incomplete data reporting may have led to unrigorous evaluations of CVR experiences in user studies.

## 2 RELATED WORK

### 2.1 What is Cinematic Virtual Reality?

Cinematic Virtual Reality (CVR) is defined as an evolving genre of immersive experiences, where individual users engage with synthetic worlds in 360° [95]. The viewer watches stereoscopic movies with spatialized audio meticulously designed to enhance the authenticity of the virtual environment [121, 145]. CVR is also defined by some scholars as a term that encompasses a broad range of content, from passive observation of omnidirectional movies to more interactive narrative-driven experiences [90, 142]. Some scholars also use the term “Film VR”, “VR film” or “VR movie” [117, 133, 141]. We adopted a broad definition of Cinematic Virtual Reality, that CVR is the experience of using Virtual Reality (VR) devices, especially Head-Mounted Displays (HMD), as the medium to watch narrative-based 360° videos. By focusing on the use of VR devices, particularly HMDs, we acknowledge the pivotal role of technology in shaping the immersive qualities of CVR experiences. The adoption of this definition also recognizes the transformative impact of VR on traditional cinematic storytelling, where users are not merely spectators but active participants in the narrative [94, 125] with the freedom to control their field of view and engage with the content in a more interactive and personalized manner [40, 90].

Media content in VR can be classified into different categories based on their level of interactivity [144]. CVR typically promotes a “lean back” interactivity style [152], which encourages more passivity in the user and allows the user to observe the story unfold [121]. The most typical type of CVR is called “Swivel-Chair” CVR [53], in which viewers’ positional movements and interactions with other characters or elements in the virtual environment are limited providing less interactivity. Another type of CVR called interactive CVR allows viewers to have more interactivities by using some interactive methods, such as hand controllers [16, 145] and eye-tracking [43].

For CVR content creators, finding the right balance between interactivity and narrative immersion is a significant challenge due to the “Narrative Paradox” [9, 119]. Narrative Paradox points to the phenomenon that the two key aspects of CVR, namely interactivity and narrative immersion, often appear to be at odds with each other. Increased interactivity in VR content may be achieved at the expense of the immersive storytelling experience, and vice versa. The narrative core of CVR is what sets it apart from other 360° videos and other VR media. The emergence of CVR has prompted a reevaluation of traditional storytelling tools and techniques [20, 133]. This presents storytellers with the challenge of effectively guiding users while conveying a narrative coherently [28].

CVR is not only used for entertainment, but also for various purposes, such as education [110, 160], training [88], social support [113], and historical tours [7, 48]. Due to CVR’s narrative core, it is effective in conveying stories uniquely and evoking empathy by immersing users in highly affective spaces [19]. Notably, a lot of research uses a wide range of techniques and tools to adjust the viewing modalities to leverage the unique immersive characteristics of VR, making it a truly immersive medium for storytelling. Our focus in this paper is to investigate the different viewing modalities of CVR by examining both their benefits and drawbacks.

Previous studies have partially reviewed various aspects of CVR as an emerging field. For instance, Rothe et al. [121] and Dooley [41] delved into the mechanisms of user attention in CVR, proposing a detailed taxonomy of guidance

strategies [41, 121]. Additionally, a recent review by Yu & Lo [158] highlights the impact of VR headset, spatialized audio, and interactivity effectiveness of VR headset iteration, spatialized audio, and interactivity, on the immersive experience in CVR [158]. However, these studies only focus on selected aspects of CVR and often lack methodological comprehensiveness. We aim to fill this research gap by systematically categorizing and defining the viewing modalities in CVR, offering a holistic perspective that encompasses the diverse ways users consume CVR content. This comprehensive approach aims to provide a foundation for evaluating user experience in CVR, addressing the multifaceted nature of this emerging field.

## 2.2 Viewing Modalities in CVR

In previous CVR studies, researchers developed new viewing modalities in the following four directions: guidance cues, intervened rotation, perspective shifting, and avatar assistance [92]. Since attention is a crucial factor in both CVR, effectively managing it is essential for creating immersive and engaging experiences. Consequently, guidance cues are applied in CVR to direct the viewer's attention and convey narrative information [121, 135, 149], enhancing immersion and preventing the fear of missing out (FOMO) [28]. Nielsen et al. [103] first classified guidance cues in CVR into three orthogonal, dichotomous dimensions. In their taxonomy, the most recognized category is diegetic or non-diegetic, based on whether the cues exist within the fictional world of the narrative or outside it [103, 121]. To guide the viewer's attention, creators can use diegetic cues that are included in the story world, such as moving protagonists [24, 157], lights, or sounds [16, 103, 108], while there are also non-diegetic cues that are not part of the story, such as arrows and flickers [24, 122, 139]. The effective use of either type of cues, or sometimes a combination, allows creators to strike a balance between immersion and control, ensuring that viewers are engaged with the content while also having the freedom to explore and make choices within the narrative context [95, 121].

Controlling the viewer's freedom of rotation in CVR is another technique used to influence the viewer's attention and guide their experience. This approach can be valuable for creators who want to ensure that viewers focus on specific elements or storytelling aspects within the virtual space, such as FOMO in the movie [3]. There are two primary ways to control the viewer's rotation, which are assisted and limited. The choice between rotation restriction and enhancement depends on the goals of the VR experience and the desired level of user agency. Rotation-assisted techniques are more suitable for experiences that encourage exploration. Hong et al. [65] amplified the rotational angle with a 1.3–1.6 scale. Rothe et al. [124] utilized a controller to help users rotate their views at different speeds. Rotation limitation is often used when precise control over the viewer's perspective is necessary for storytelling or instructional purposes. Aitamurto et al. [65] tested the half-sphere condition to compare its effects on FOMO. Rothe et al. [124] compared three rotational methods with 360, 180, and 225 degrees.

Shifting perspectives within the same CVR scenario is another valuable approach used in guiding the viewing modalities of the user [54]. These shifts can occur when users view the same scene or narrative event from multiple vantage points. They offer insights into how viewers engage with the content and how their perception and emotional responses may vary [12, 17, 25].

As a viewing modality, avatars can also play a crucial role in shaping the narrative, engagement, and emotional connection within the virtual environment [59, 131]. The movements and actions of the viewer are reflected in real-time by their avatar in the virtual environment, creating a sense of physical presence and immersion [31]. Moreover, avatars provide more possibilities for transportability, which is an important factor in increasing identification with story characters [29, 34, 78]. The absence of the virtual body sometimes has positive effects, since it provides moments of reflection and relaxation during which viewers can immerse themselves in a serene or meditative environment [12]. The

presence or absence of an avatar is a creative decision that shapes the narrative and emotional impact of VR experiences, making avatars versatile in and adaptable to different types of storytelling.

### 2.3 Evaluation of CVR Viewing Modalities

Evaluation of the CVR experience is crucial for testing the benefits of different viewing modalities. In more than a decade of studies [149], previous work gradually completed and refined the metrics that CVR research is generally interested in—namely presence, immersion, motion sickness, memory, and level of enjoyment [102].

Considering the inherent characteristics of the VR system, presence and “immersion, the most common metrics in the CVR experience, are what many VR researchers consider be important [86, 98, 132]. The sense of presence denotes the viewer’s psychological perception of “being there” or “existing in” a virtual environment [63, 137]. Slater [137] defined immersion as “the objective level of fidelity of the sensory stimuli produced by a VR system.” Unlike presence, the immersion level of a VR system depends more on technical aspects such as software rendering quality or hardware display technologies [45, 121]. However, the definitions of these terms are still ambiguous [46, 56, 104]. There is an overlap in these definitions of these terms, with all describing viewers’ subjective evaluation of their own engagement. McMahan [96] criticized immersion as becoming “an excessively vague, all-inclusive concept” [135]. In practical usage, there is an inconsistency between presence and immersion, and the terms are sometimes even used interchangeably with concepts such as narrative engagement, user engagement, and involvement [90, 104, 126].

Motion sickness, also known as simulator sickness [79], VR Sickness [26], or cybersickness [35, 36], is another necessary result measured in previous research. Motion sickness is caused by the visual–vestibular conflict, a sensory mismatch between visual and vestibular information regarding motion and spatial orientation [4, 28, 146], resulting in symptoms such as dizziness, eyestrain, and headache [73], which can evidently impair the user experience [26, 103]. The simulator sickness questionnaire (SSQ) [73] is commonly used to measure motion sickness or cybersickness in HCI applications. However, While the SSQ has a wide range of applications, it was not developed with VR scenarios in mind; its scope extends beyond VR-specific contexts. Recently, many other questionnaires are also commonly used in different areas related to VR [70, 72, 143], such as VRSQ [76] and fast-motion scale questionnaires (FMSQ) [74].

Moreover, memory is always measured after the CVR experience. This can be done by asking stimulus content-related questions using the Wechsler memory scale [154]. Free recall [116] and cued recall [51] are two optional ways to collect users’ memory data. Although there is not sufficient evidence from previous research to prove the relationship between recall performance and immersion, some researchers believe that better memorization presents higher immersion [112]. However, studies have found that user memory can be easily affected by many other factors, such as different emotions [5, 30] or the FOMO [3, 6].

Level of enjoyment is a straightforward measurement used in some studies. Many researchers are convinced that [157] the level of enjoyment can reflect the degree of user engagement [145, 151]. However, due to the current lack of a valid measurement for enjoyment, most studies have resorted to using simple self-developed questions. In summary, there are no specialized questionnaires designed specifically to evaluate CVR experiences, which is the aim of our future research.

### 3 METHODS

#### 3.1 Literature Search

For this systematic review and meta-analysis, we searched Scopus, Web of Science Core Collection, PsycINFO, IEEE Xplore and ACM Digital Library for studies published between Jan 1, 2013 and June 17, 2023. The following search terms were used: “Virtual Reality” and “VR,” combined with “cinematic,” “cinema,” “movie,” and “film.” We focused on peer-reviewed articles published in English within the last 10 years (since 2013). The search yielded 3442 results. Furthermore, we searched citations from other review papers related to CVR research [41, 121, 158], and found two more papers [58, 85] that meet our inclusion criteria.

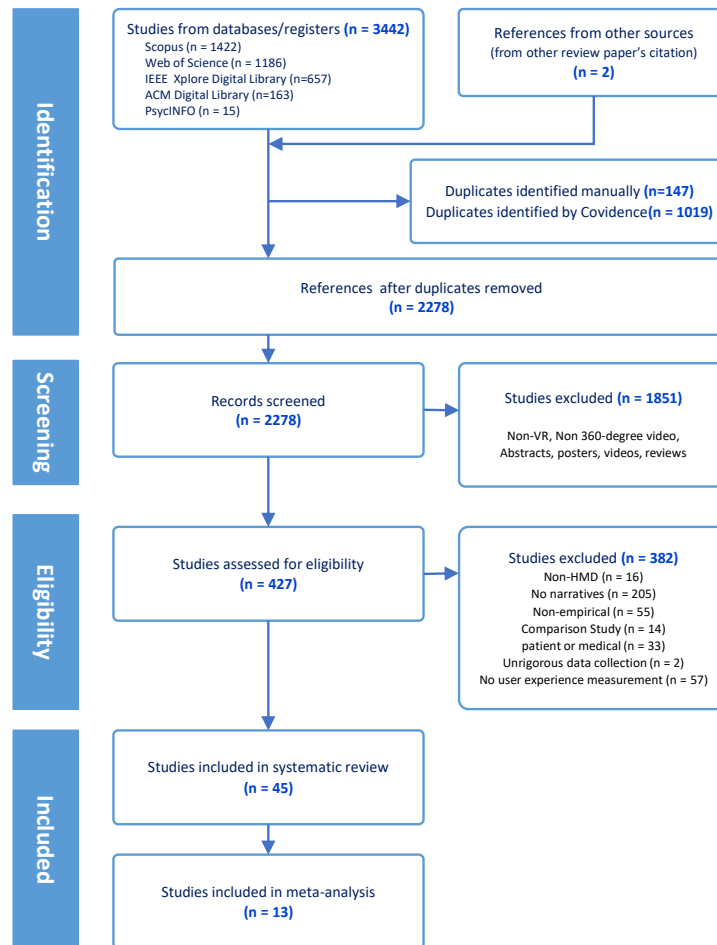


Fig. 1. A PRISMA-style flow diagram of the literature selection process

### 3.2 Inclusion Criteria

To gain a better understanding of the current state of evidence-based research in the field of CVR, we selected articles for analysis that met the following criteria: studies 1) employing a survey or experimental design where participants were assigned to watching CVR (narrative 360-degree videos) with HMDs; 2) with participants acting as the viewer (this would exclude work using a manipulative virtual environment, task-based games, or any content not related to narratives); and 3) measuring user experience. Please note that papers on social VR are not included in our corpus, because they primarily focus on social interactions and do not examine how specific viewing modalities influence user experience. For discussion of how our research will inform future studies on social VR, please see Section 5.3. Reports on quantitative statistics (e.g., correlation coefficient, regression coefficient) were kept for meta-analysis. The PRISMA flowchart in Figure 1 shows the details.

### 3.3 Screening Procedure

First, we removed duplicates by using an automated tool, Covidence [11], and manual identification, leaving 2278 records. Second, three researchers conducted a title and abstract screen in Covidence on the remaining studies. During this phase, each study's title, abstract, and publication information exported from the databases was manually screened and checked by at least two of the three reviewers. Of these, 1851 were excluded as irrelevant, and 427 studies were identified for further checking. Finally, after full-text screening (each study was screened by two coders, see the details of coding procedure in 3.4), we reviewed all the selected articles in detail. 45 articles that meet the inclusion criteria were finally included (13 papers were selected for meta-analysis).

### 3.4 Coding Procedure

We implemented a systematic process to identify and code the features of each study included in our systematic review and meta-analysis. For each paper that met the meta-analysis eligibility criteria, we manually extracted relevant variables and collected the information shown in Table 1:

The coding process was conducted by the first and third authors. Initially, the two coders discussed the codes together to ensure clarity and mutual understanding of all items. Subsequently, 20% of all articles were randomly selected as a sample and distributed to both coders. The coding was performed independently by each coder. Upon finishing, the two coders compared and discussed their results. The inter-rater agreement rate reached 87.5% [i.e.,  $\frac{8-1}{8} = 87.5\%$ ], indicating high consistency between the two coders. Based on the preliminary coding results, the research team discussed issues revealed in the initial coding process. A revised coding plan was developed, which involved adding and deleting certain coding features. Finally, all 45 articles were carefully coded by both coders using this revised coding plan.

### 3.5 Analytic Procedures of the Meta-Analysis

This meta-analysis aims to examine the effects of different viewing modalities on user experience in CVR including presence, immersion and narrative engagement. Effect sizes were operationalized as standardized mean differences (SMDs) of user experience between the control group ("Swivel-Chair" CVR) and the experiment groups. These were coded so that positive values indicated better outcomes (e.g., more narrative engagement). However, when conducting the meta-analysis, we noticed that the extracted effect sizes were not independent, as one study might have reported multiple effect sizes and one control group was used with multiple treatments. To account for this dependence structure, we employed two analytical approaches. The first approach was to create sub-sets of effect sizes based on the six



Table 1. Coding book

Category	Details
<b>Basic Information</b>	Study ID, Effect Size ID, Author, Publication Year
<b>Research Topics</b>	Topics such as guidance, editing, presence, as well as trends
<b>Study Design and Participants</b>	Sample size; Study design (whether it is within-subjects); Sampling type (random or not); Use of controller (with or without); Viewing modalities (with explicit diegetic guidance, with explicit non-diegetic guidance, with implicit non-diegetic guidance, with agency, limited rotation, forced rotation); Storytelling (linear or non-linear); Spatial sound (with or without); Perspective (First Person Perspective or not); Stimulus length; Format (real-time rendering VE, film); Context (narrative, documentary, scenes);
<b>Measurements</b>	Type of questionnaire (adapted, valid, selected items, self-developed); Use of terminology (whether it contains mixed terms); Objective measurements (e.g., eye-tracking technology)
<b>Statistical Results</b>	effect size (Hedge's $g$ ) was computed using means and standard deviations from groups with different viewing modalities (the control group is "Swivel-Chair" CVR), or reports of F-test result, t-value, p-value

categories of viewing modality, where each sample has at most one effect size estimate per sub-set. However, the limited effect sizes within each group (ranging from 2 to 6) presented significant challenges for moderator analysis. Consequently, we decided to take the second approach by conducting a separate meta-analysis for each group. We used the correlated hierarchical effects (CHE) working model with robust variance estimation, as proposed by Pustejovsky and Tipton (2022) [109]. This method examined a range of moderator variables related to viewing conditions and measurement characteristics, while also providing descriptive information about both the between- and the within-study heterogeneity. Due to the limited information about the sampling correlations among effect sizes, we assumed varying constant sampling correlations of  $\rho = 0, 0.3, 0.6$  and  $0.9$ . Data analysis was conducted using the `metafor` package, the `robumeta` package and the `clubSandwich` package [150] in R.

## 4 RESULTS

### 4.1 Preliminary View of Systematic Review

This section provides an overview of the systematic review, offering a preliminary analysis of the field, including research topics and trends; publication information; studies, apparatus and stimulus; and participants.

#### 4.1.1 Research Topics and Trends

In this section, we present the results of our review. First, we provide an overview of the articles' research topics (seven research topics were selected, coded from a to g, as in the following descriptions) and publication origins. Then, we analyze and discuss the trends of CVR research in the field.



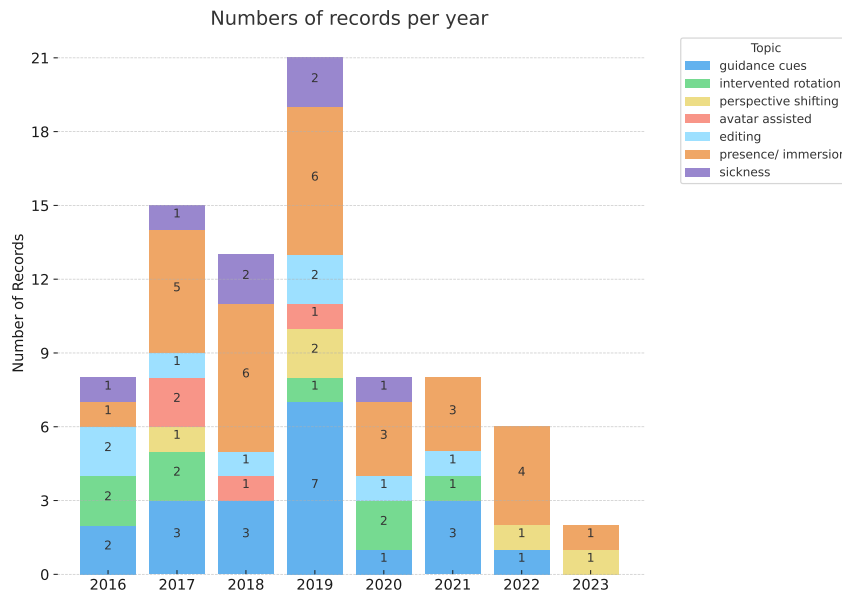


Fig. 2. Number of records for different research topics per year

- (a) *Guidance cues*: methods and techniques for guiding the audience's attention, including diegetic and non-diegetic guidance or visual and sound guidance.
- (b) *Intervened rotation*: methods for manipulating the user's rotational movement, such as forced rotation and assisted rotation.
- (c) *Perspective shifting*: techniques for changing the user's viewing perspective, such as a first-person or a third-person perspective.
- (d) *Avatar assistance*: methods for setting a virtual body to map the movements and actions of the viewer in real-time in the virtual environment, creating a sense of physical presence and immersion.
- (e) *Editing*: techniques for creating a sense of situational continuity, such as fade-out, fade-in, and dissolve. For VR content editing, the type of edit includes the cognitive point of view of event segmentation, the number and position of regions of interest before and after the cut, and their relative alignment across the cut boundary of situational continuity.
- (f) *Presence and immersion*: research on the viewers' psychological perception of being there or existing in a virtual environment and the objective level of fidelity of the sensory stimuli produced by a VR system.
- (g) *Sickness*: research on the level of motion sickness caused by different CVR content or viewing modalities.

Research on CVR began to emerge in 2016 and peaked in 2019 (See Figure 2). However, there has been a significant decrease since 2019, likely due to limitations on empirical research brought about by the COVID-19 pandemic. In the published studies in 2019, there was a notable emphasis on guidance cues as well as presence and immersion. Through our literature review, we noticed that articles centered on guidance cues frequently discussed the impact of cues on presence or immersion.

Over the years, the research themes of guidance cues, presence and immersion, and editing have consistently remained popular. Despite fluctuations in the number of published studies, these themes have consistently been mentioned over the years. On the other hand, research themes such as intervened rotation and avatar assistance are featured few papers, suggesting their potential niche focus within the field. Meanwhile, sickness and perspective shifting made occasional appearances in the data, indicating their limited representation in certain years.

#### 4.1.2 Publication Information

In terms of the origins of these papers, the compilation consisted of 41 conference papers and four journal articles. Among the conference papers, distribution across various scholarly platforms became evident. These interdisciplinary conferences gathered the latest academic research findings related to CVR. They included authoritative conferences in the HCI field, such as CHI (seven papers, 15.6%); HCII (three papers, 6.7%); VR-related conferences, such as IEEE VR (5 papers, 11.1%); and conferences emphasizing interactive narratives, such as the International Conference on Interactive Digital Storytelling (ICIDS, three papers, 6.7%).

#### 4.1.3 Studies, Apparatus and Stimulus

Among the 51 experiments conducted across the 45 papers (with a median of one experiment and  $SD=0.40$ ), 33 (64.7%) studies had within-subjects designs and 17 (33.3%) were between-subjects experiments. One paper lacked detailed reporting.

Various HMD devices were used in these experiments, including HTC Vive ( $n=12$ ), Samsung Gear VR ( $n=13$ ), Oculus Rift ( $n=6$ ), and other versions of HMD devices, such as Oculus Quest 1/2, Oculus Go, Fove-DK-0, iQUT, and Daydream. Additionally, a diverse array of auxiliary devices were employed, including eye-tracking devices, smartphones (e.g., Samsung Galaxy 6), Bluetooth controllers, and computers.

In terms of experiment stimulus, there were the following three main types of stimulus: films ( $n=31$ , 60.7%), animated videos ( $n=13$ , 25.5%), and real-time rendering scenes ( $n=7$ , 13.7%). As for the stimulus content, among the subset of films and animated videos, 34 were narratives and 10 documentaries. We observed no discernible pattern in the reported durations of the stimuli. The mean length was 9 minutes and 5 seconds, but the range varied significantly (from 1 minute to 30 minutes). Regarding perspectives, the results indicated a balanced trend between the use of the 1PP and the 3PP ( $n=25$ ,  $n=22$ , respectively). Furthermore, four papers employed a combination of both perspectives or incorporated shifting perspectives.

#### 4.1.4 Participants

A cumulative total of 1872 individuals ( $M=38.2$ ,  $SD=30.8$ ) took part across 49 data experiments. Two outliers- $n=3259$  [91] and  $n=317$  [55]-were excluded from statistics. There were three experiments that omitted the reporting of participant numbers. Although the range of participants varied notably ( $n=12-165$ ), most of the papers included a relatively limited number of participants ( $n \leq 45$ ).

Our results showed no gender distribution tendency. There were 799 male and 677 female participants in 41 experiments (of the 51 experiments in total, only 41 reported on gender), representing approximately 54.1% and 45.9%, respectively. Furthermore, we found that the age range of participants was remarkably diverse, ranging from 12 to 76 years.

## 4.2 Meta-Analysis: Variability in Results and Effect Sizes Across Experiments

Thirteen articles in the meta-analysis were published between 2016 and 2022, including 14 studies and 26 effect sizes. The samples in these studies ranged from 12 to 44 in size. Detailed information on these studies can be found in the Appendix (See Figure 5), as well as further detailed information on their use of questionnaires and terminologies (See Table 4).

*Publication Bias.* We proceeded to Egger's test [44], with the results showing a p-value of  $>0.05$  ( $z=-0.97$ ,  $p=0.33$ ), suggesting that publication bias could be ignored [66], a symmetric distribution of the funnel plot is depicted in the Appendix (See Figure 4).

*Overall Effect Size.* The effect size of the included studies on viewing modality and the presence/immersion/engagement reports (See Figure 3) varied greatly, from  $g=-1.13$  [23] to  $g=2.10$  [85]. The Hedge's  $g$ -value was negative, indicating that the viewing modality can reduce the presence/immersion/engagement effect. Without considering the dependence of these effect sizes, the overall effect was Hedge's  $g=0.070$ ,  $SD=0.127$ . It had a very small effect size and was not significant ( $t(25)=0.488$ ,  $p=.63 > .001$ ), with a confidence interval between  $-0.225$  and  $0.365$ .

The following results of meta-analysis show the answer of "**RQ1: Based on the evidence of previous studies, how do different viewing modalities affect CVR experience?**"

Overall, we did not observe significant effect sizes in any modality, although some modalities show potential impacts. For viewing modalities that provide visual guidance cues (Modality 1-4), results can vary dramatically depending on the setting: implicit and diegetic guidance tend to have a positive effect, with implicit diegetic guidance (Modality 2) most likely enhancing the viewing experience. In contrast, viewers may find explicit and non-diegetic guidance abrupt or disorienting. This aligns with the findings of Rothe et al. (2019) on guidance taxonomy in CVR [121]. Moreover, while underexplored, Modality 5 shows moderate positive effects, supporting previous research that avatars can enhance presence in VR environments [49, 100]. Our results suggest that avatars could potentially lead to positive impacts in CVR. Limited or forced rotation (Modality 6) generally shows negative results due to increased motion sickness, unless specific design settings are implemented to reduce this effect, which is consistent with previous research [26, 155]

### 4.2.1 The results of sub-sets analysis

**Modality 1 (with explicit diegetic guidance):** Both positive and negative results were present. The sample sizes were generally small. There were also considerable variations in the design of the experiments.

**Modality 2 (with implicit diegetic guidance):** Overall, two effect sizes in two studies [16, 145] were negative, while the other results were slightly or significantly positive. One possible cause of the diminishing immersion/presence is that the two studies both had controllers, which allowed the viewers to have more interactive freedom.

**Modality 3 (with explicit non-diegetic guidance):** There was significant diversity in the data but no clear patterns. Due to the varying interpretations of "explicit" visual guidance cues among researchers, there was significant disparity in the design of stimuli. For example, the experiment by Tong et al. [145] utilized wireframes closely aligned with the scene setting as guidance, while Cao et al. [24] designed their guidance using highly conspicuous patterns in a dark virtual environment.

**Modality 4 (with implicit non-diegetic guidance):** The overall effect size showed a slight positive effect, but the CI included zero and low heterogeneity. The result was not statistically significant. Both studies had a small sample size.

**Modality 5 (with an agency):** This viewing modality was not adequately explored. However, a moderate positive effect was observed in the current studies, suggesting the significant effect of an avatar in CVR, which may enhance

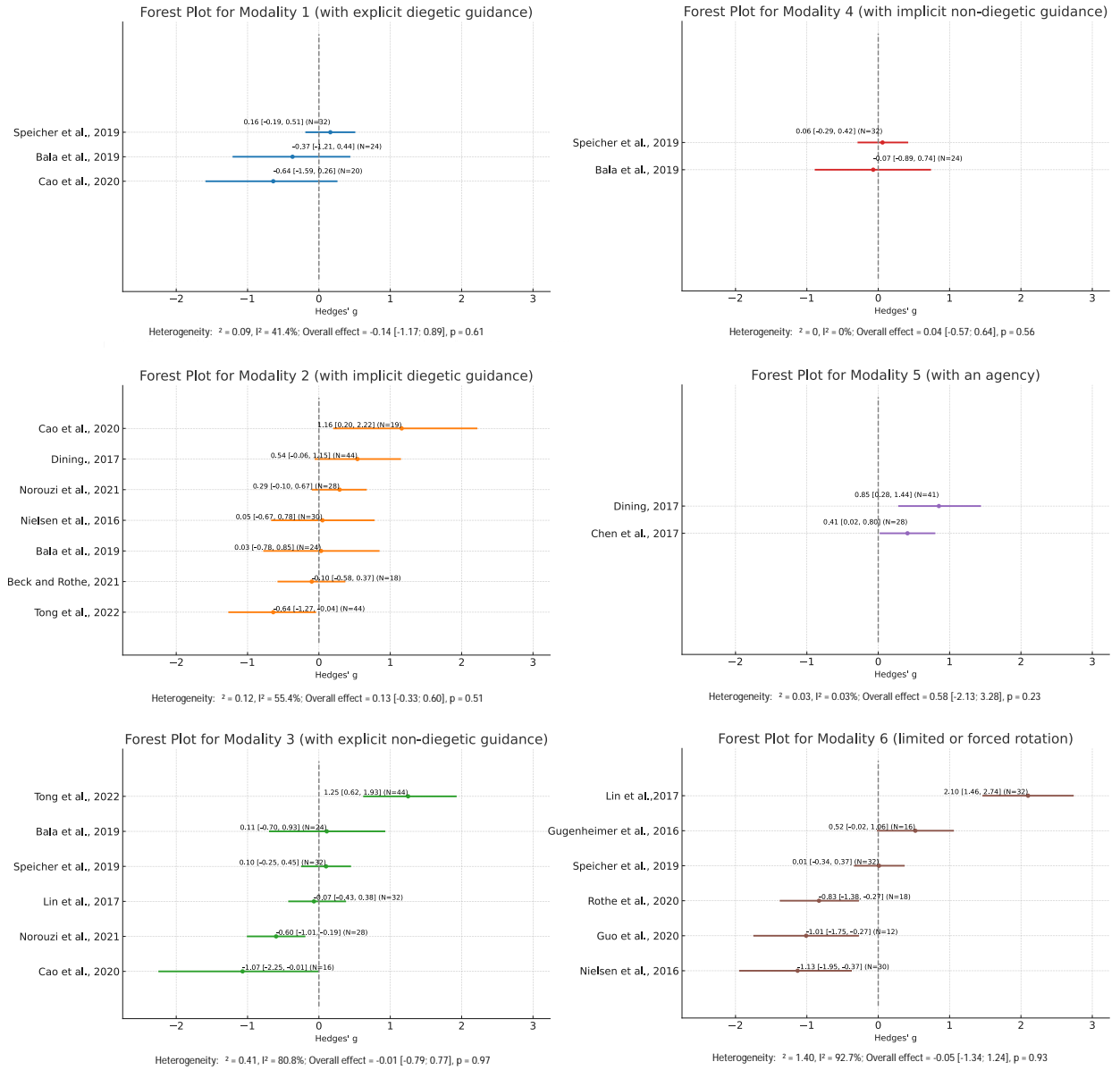


Fig. 3. Forest plot

presence.

**Modality 6 (limited or forced rotation):** Most results in this modality were negative. Three studies [23, 60, 124] indicated that partial or complete control over the participants' FOV rotation can lead to noticeable motion sickness

symptoms in the viewers, thereby negatively impacting their experience and sense of immersion/presence. However, in the experiment of Gugenheimer et al. [58], the research group designed an engineering device to control the swivel chair in which the participants were seated. This method effectively aligned physical sensations with virtual rotation, reducing motion sickness, and thus, the author and some other scholars thought this approach could yield better results [58, 121].

#### 4.2.2 The results of Robust variance estimation (RVE) methods

Here, we report the estimated average effect sizes by the type of viewing modality, along with variance component estimates for each working model. Table 5 contains all the results based on the correlated hierarchical effects (CHE) working model. With sampling correlations of  $\rho = 0.6$ , the estimated effects range from 0.961 (SE = 0.294) for viewing modality with an agency to 0.068 (SE = 0.328) for explicit diegetic guidance. Similar patterns were observed across different assumed sampling correlations ( $\rho = 0, 0.3, \text{ and } 0.9$ ), with effect sizes remaining consistent in both magnitude and direction. Based on robust Wald tests, we consistently failed to reject the null hypothesis that average effects are the same across viewing modalities (as  $\rho = 0.6, p = 0.736$ ), and this finding remained stable across all assumed sampling correlations.

There are a few causes that might have contributed to this result. For instance, Participants' previous VR experience was often considered a factor that could influence the final results. Among the 45 articles, only 13 (28.9%) reported on participants' VR experience. Most of these studies used simple statements to indicate participants' familiarity with VR, such as "never" or "have experience" [3, 140]. Additionally, some studies [151] assessed participants' VR experience using self-rated scales.

### 4.3 Systematic Review: Quantitative Evaluations of User Experience

Our statistical review of all the included CVR measurements shows that "**RQ2: What are the primary methods and key metrics currently used for measuring user experience in CVR?**" remains an unanswerable question in the field. We concluded that there seemed not to be an established standard. However, using a questionnaire seemed to be a commonly accepted approach for evaluation. Further discussion about the lack of an established standard can be found in 5.2.

We organized and reported all the subjective measurements and objective data collection methods applied in all the experiments. Most studies only conducted subjective measurement after experiments ( $n=23$ ), while some chose to apply objective measurements ( $n=9$ ), such as eye or head tracking, scan-path, electrodermal activity (EDA) and dynamic depth of gaze (DDG), which were always carried out during the experience. Other studies ( $n=12$ ) used both subjective and objective measurements.

#### 4.3.1 Questionnaires

The most frequently used measurement was the questionnaire-based approach (33 of 45 papers, 73.3%). Various validated and self-designed questionnaires were used for measuring user experience. Through our statistics, the most commonly measured dimensions of user experience were presence, immersion, narrative engagement, and motion sickness (Table 2).

- **Presence**

Of the 45 included papers, 42.2% ( $n=19$ ) used the questionnaire-based method to measure the sense of presence.

The use of validated questionnaires included the iGroup Presence Questionnaire (iPQ;  $n=6$ , 31.6%; [130]), the Presence Questionnaire (PQ;  $n=2$ , 10.5%; [156]), the Slater–Usoh–Steed Presence Questionnaire ( $n=2$ , 10.5%; [138, 148]), and the ITC-SOPI questionnaire ( $n=2$ , 10.5%; [83]). Some scales were used just a single time [2, 47, 97]. Additionally, self-designed questionnaires or items were used in four studies (21.1%).

- **Immersion**

There was no significant preference shown in the questionnaires' use of immersion, with seven papers in total measuring the sense of immersion (15.6%). Some used the Immersion Experience Questionnaire (IEQ;  $n=2$ , 28.6%; [71]) or adapted Roth's Evaluation of Interactive Digital Narrative (IDN) toolbox [118] as the basis of the questionnaires ( $n=2$ , 28.6%). Moreover, two studies (28.6%) employed self-designed questionnaires or items (28.6%).

- **Narrative Engagement**

Another subjective metric that was always measured was narrative engagement (NE) ( $n=7$ , 15.6%), which was highly correlated with CVR content. The most recognized and a relatively comprehensive questionnaire was the Measuring Narrative Engagement Questionnaire (MNEQ) (Busselle, & Bilandzic, 2009). In our review, there were four references (57.1%) that applied the MNEQ or adapted its items. The Narrative Transportation Scale (NTS, [57]) was used just once (14.3%). Additionally, two studies (28.6%) used self-designed items.

- **Motion Sickness**

Of the 45 papers, 10 (22.2%) measured motion sickness. The Simulator Sickness Questionnaire (SSQ) is widely acknowledged as the industry standard and commonly employed in the field [73]. The SSQ was also the most frequently used questionnaire in our study ( $n=6$ , 60%). In addition, one study used the Motion Sickness Assessment Questionnaire (MSAQ, [52]) and three used self-designed questionnaires or items (37.5%).

- **Others**

There were other metrics, depending on the research expectations. First, some papers measured usability or user experience ( $n=7$ , 15.6%) using different trivial scales, such as the System Usability Scale [14] and the User Engagement Survey Short Form (UES-SF) [107]. Second, some papers evaluated memory ( $n=6$ , 13.3%), enjoyment ( $n=5$ , 11.1%), empathy or affect ( $n=4$ , 8.9%), cognitive load ( $n=3$ , 6.7%), and attention [151]. Lastly, self-designed questionnaires often included items highly related to narrative content details. Researchers frequently used a straightforward and simple question to inquire about participants' preferences for different experimental conditions.

Table 2. The most common questionnaires on CVR.

Name	Years	Authors	Concept/Term	Citations*	Items
iPQ	2001	Schubert, et al. [130]	Presence	2138	14
PQ	1998	Witmer & Singer [156]	Presence	7679	32
SUS	1994/2000	Slater, et al. [138]/ Usoh, et al.[148]	Presence	1115/1736	3/6
IEQ	2008	Jennett, et al.[71]	Immersion	2413	31
MNEQ	2009	Busselle & Bilandzic [22]	Narrative Engagement	1429	12
SSQ	1993	Kennedy, et al. [73]	Motion Sickness	5871	16

\*Determined using Google Scholar, December 2023

#### 4.3.2 Objective Measurements

- **Eye and head tracking**

The main objective evaluations involved eye and head-tracking techniques, since these would provide detailed data about users' visual attention and perception which could show results such as attention time (AT) [17]. Furthermore, data collection is relatively easy with these techniques because HMDs are typically equipped with default eye and head trackers. In our review, 28.9% of the papers (n=13) adopted this method. The results were often presented in the form of heatmaps [91, 120] or scan-path graphs [77, 93].

- **Others**

Other objective measurement methods were also observed in this review, but their usage was not found to be significant. These methods involved the collection of physiological signal data from viewers, including the use of dilated capillary sclera [77], DDG [24], and EDA [33].

#### 4.4 Different Terminologies Used in Questionnaires

This section answers "*RQ3: What are the current issues with evaluation and metrics in measuring different viewing modalities?*" We found that overlaps between the terms "presence," "immersion," and "narrative engagement" resulted in nonstandard questionnaire usage, with many shared subscales and items (refer to Table 3). This complicated the quantitative comparison of similar studies and raised concerns over the standardization of CVR measurements.

### 5 DISCUSSION

The goal of our meta-analysis and systematic review was to answer three research questions: *RQ1, RQ2 and RQ3* (refer to Section 1)

In our meta-analysis, although we identified some potential impacts might be caused by certain modalities (see 4.2), we observed notable variations in the reported effect sizes across different studies, even those with the same viewing modality. This inconsistency could be attributed to different experiment designs within the experiments. Through a detailed analysis, we identified the following potential factors: variables in experimental designs (see 5.1) and issues with CVR experience evaluation (see 5.2).

Researchers frequently used subjective measurements, especially questionnaires, with a focus on the concepts of presence or immersion.

One of the key challenges was the terminological confusion of "presence," "immersion," and "narrative engagement," which were often used interchangeably in empirical practice. When evaluating the CVR experience, researchers encountered problems such as the irregular use of questionnaires, excessive use of self-developed questionnaires, and incomplete data reporting (see 5.2).

#### 5.1 Variables in Experiment Design

In our exploration of CVR experimental designs, we observed that there were four main variables in experiment design across the 45 papers we examined—namely, stimulus, hardware, experiment design, and participants— even within the same modalities.

First, the choice of stimulus format and content might significantly have impacted viewer experience. In general, viewer immersion tended to increase in more realistic scenes and models [32], but many studies often overlooked this factor.



Table 3. Identical items in different questionnaires

Questionnaire	General presence/ Sense of being in VE	Awareness of the real world	Attention	Realism	Emotional attachment	Sense of control
iPQ [68] [130]	In the computer-generated world, I had a sense of "being there"	I was completely captivated by the virtual world.	How real did the virtual world seem to you?			
PQ [156]	How much did the visual aspects of the environment involve you?	How aware were you of events occurring in the real world around you?	How well could you concentrate on the assigned tasks or required activities rather than on the mechanisms used to perform those tasks or activities?	To what degree did your experiences in the virtual environment seem consistent with your real-world experiences?		To what degree did you feel that you were able to control events?
SUS [138] [148]	I had a sense of "being there" in the office space.			The extent to which, while immersed in the VE, it becomes more "real or present" than everyday reality.		
IEQ [71]		To what extent was your sense of being in the game environment stronger than your sense of being in the real world?	To what extent did the game hold your attention?	To what extent did you feel that the game was something you were experiencing rather than something you were just doing?	To what extent did you feel emotionally attached to the game?	At any point did you find yourself becoming so involved that you were unaware you were even using controls?
MNEQ [73]		At times during the program, the story world was closer to me than the real world.	I had a hard time keeping my mind on the program.		The story affected me emotionally.	

Second, equipment was another important variable. HMDs, including their resolution, refresh rate, and display technology (e.g., FOV size), directly impacted the user's visual experience. Additionally, other devices, including the controllers mentioned in Section 4.3, could reduce viewers' sense of presence.

Third, the small sample sizes could have led to several potential problems [27], including inadequate statistical power (failing to detect actual differences or effects, even if they existed) and a higher risk of false negatives. Additionally, exposing the same participant to multiple treatments (for example, [13, 24, 139]) could have led to the user experiencing

fatigue and learning aspects of the experiment after multiple exposures, while the effects from different treatments might have interacted with each other, thereby compromising the reliability of the results.

Lastly, the selection of participants was also variable. Factors such as participants' VR experience [3, 67, 103] and inclination toward relevant subject matter [105, 115] might directly have impacted experimental outcomes. Unfortunately, only a minority of the CVR studies took these factors into consideration. With a multitude of variables, it became challenging to compare results across different experiments.

## 5.2 Issues of CVR Experience Evaluation

In terms of evaluation, especially the questionnaires used, there were four main problems.

*Irregular use of questionnaires.* In many cases, researchers do not use questionnaires properly. They may select several items from one questionnaire or questions from different questionnaires because there are no questionnaires specifically designed for assessing VR experiences or films (except for the MNEQ). For example, the most widely used iPQ questionnaire in CVR research is mainly (82.8%) used for the mono monitor scenario [68], while the IEQ questionnaire was developed for measuring game experiences. The irregular use or poor design of the questionnaires can result in measurement errors [8, 101].

*Over-reliance on SSQ.* Almost all CVR studies researching motion sickness used SSQ, a questionnaire that is not designed especially for VR scenarios. SSQ is widely regarded as an authoritative tool in the field of VR [89, 127], but its origins date back nearly three decades, raising questions about its continued relevance and suitability for new research in VR [64]. Instead, many motion sickness questionnaires are more suitable for different CVR settings: 1) VRSQ [76] is specially designed for VR scenarios, making it ideal for modern VR platforms and HMDs. Its limitation is its lack of items of non-oculomotor symptoms such as nausea [80]. 2) MSAQ [52] is useable for studies focusing on multiple sensory and physical effects of motion, but it includes symptoms which may not be relevant for VR. 3) FMSQ [74] is a one-item scale primarily intended for use in studies where motion sickness is considered a secondary issue. However, its simplicity makes it unsuitable for capturing the complexity and nuance of detailed symptom measurements. Overall, choosing a suitable motion sickness measurement tool is vital for ensuring that the study's findings are valid and trustworthy.

*Overlapping of different questionnaire content.* This issue is caused by identical items from different questionnaires (see 4.4). Articles that use similar indicators often incorporate questionnaires with overlapping items, resulting in repetitive questions [90, 104]. This repetition can result in confusion among users when completing questionnaires.

*Excessive use of self-designed questionnaires.* Just like other fields of HCI, self-designed questionnaires are widely used in CVR research, with 42.4% (14 out of 33) either fully or partially utilizing self-designed questionnaires, due to the absence of standardized questionnaires [37, 38]. These questionnaires are often tailored to match the specific stimulus of the experiment to assess "narrative accuracy" or "memory" [53, 61, 145]. While they may be more suitable for the unique requirements of individual studies, their lack of reliability and validity makes it difficult to conduct parallel comparative studies.

*Incomplete data reporting.* Some studies may have failed to compute or report the total or subscale scores of all items [25, 91, 114], particularly when the data did not show significance. Additionally, some studies may have reported the mean (M) values without the standard deviation (SD) or just shown data with box plots or bar charts. These incomplete data reports can lead to biases in analyzing and drawing conclusions.

### 5.3 Terminological Confusion and Research Implications

Terminological confusion is a significant issue in the CVR research field, notably exacerbating the inaccuracy of research results. On the one hand, terms such as “presence,” “immersion,” and “narrative engagement” overlapped between concepts, causing confusion among researchers [90, 96, 104]. On the other hand, many standardized questionnaires incorporated a number of identical items and subscales in their design (see 4.4), further blurring the boundaries between different terms and worsening the terminological confusion phenomenon. Although different evaluations have different tendencies and motivations, IPQ mainly emphasizes the perception of VE, IEQ pays more attention to interactive engagement, and MNEQ pays more attention to narrative. However, in empirical research, the phenomenon of mixed or interchangeable use, such as using SUS presence questionnaires to measure sense of immersion [139] and combining different scales with different terms [16, 39], remains common. As a result, this makes it challenging to quantitatively compare the findings of similar studies, easily raising doubts regarding the standardization of CVR measurements.

Furthermore, previous studies have not adequately explored the role of “attention,” even though most viewing modalities (5 out of 6) are attention-driven, encompassing either visual guidance cues (Modalities 1-4) or physical rotation of the audience (Modality 6). None of these five modalities showed statistically significant effects in our meta-analysis. This may be because researchers often assumed that different modalities would generate varying levels of attention but did not confirm these assumptions through manipulation checks [13, 24, 139]. For example, while Modalities 1-4 are classified by two attributes (explicit/implicit and diegetic/non-diegetic), there is no empirical evidence demonstrating their actual impact on attention levels. This lack of attention validation across modalities may have undermined the validity of previous findings.

The insights from our systematic review and meta-analysis of the CVR field provide crucial guidance for producing more dependable results in future CSCW studies. CVR has proved to be a significant field in CSCW, specifically on topics such as social viewing in VR [81, 99, 136, 159], collaborative efforts in AR/VR for entertainment [50, 87, 161], and the use of VR within work environments [78, 106]. Ensuring consistent and rigorous experiment designs will lead to more reliable data. By addressing these methodological considerations, future CSCW research can yield more robust and generalizable findings, ultimately enhancing our understanding of how CVR technologies influence social interactions and collaborative engagement.

Overall, we suggest that researchers should aim for a better understanding of different definitions and terminologies in CVR within the HCI field and endeavor to avoid the misuse or the interchangeable use of different terminologies. A taxonomy or a framework that clearly defines various terminologies and comprehensively delineates the essential aspects of CVR experience has the potential to alleviate terminological confusion in the field. Moreover, we recommend that researchers should evaluate user’s attention level for each developed modality for better variable control. In future user studies, researchers should employ questionnaires with greater care and rigor to produce dependable results. Additionally, investigating new standardized questionnaires designed specifically for CVR participants holds promise as a direction for further research.

## 6 LIMITATIONS

This study has limitations, which we hope to deal with in future work. First, it is possible that we may have missed some relevant papers in this review, despite our efforts to include the most pertinent keywords. Some papers may not have used these specific keywords in their titles or abstracts. Second, we mainly considered the sense of presence and immersion. As for other metrics, such as motion sickness and memory, we only conducted basic statistical analysis and

did not include them in the meta-analysis. Furthermore, the participants of each study were usually of a very limited size ( $n=12-30$ ), primarily due to the high cost associated with VR experiments. Consequently, this limitation may have led to less robust quantitative conclusions, since small sample sizes contribute to unstable effect size estimates. This means that the estimated effect sizes may have varied significantly between different studies, making it challenging to draw consistent conclusions.

Moreover, the small number of effect sizes in each group severely constrained our ability to conduct meaningful moderator analyses. The limited data within each modality group meant that detecting significant moderators was extremely challenging, if not impossible. This limitation is particularly critical in a meta-analysis, where the identification of moderators can be crucial for understanding the nuances of effect size variability.

As a result, our study's findings primarily hinge on the analysis of six separate meta-analyses, with the acknowledgment that the small sample sizes and the consequent inability to conduct comprehensive moderator analyses significantly limit the generalizability and depth of our conclusions.

## 7 CONCLUSION

In conclusion, our study provides a comprehensive review of the CVR field by conducting a systematic review and meta-analysis based on the data extraction and analysis of 45 articles. We primarily focused on exploring how different viewing modalities, including intervened rotation, avatar assistance, guidance cues, and perspective shifting, influence CVR viewers' experience. The study screened 3444 papers, selected 45 for systematic review and 13 of which also for meta-analysis. Although the meta-analysis results of previous studies showed inconsistency, they also identified some potential impacts (positive and negative) of certain viewing modalities and revealed additional issues within the CVR field. Specifically, terminological confusion and non-standardized evaluation methods may contribute to the lack of consistency in the results. Therefore, future research should address these issues to improve the rigor of CVR as a field in HCI.

## REFERENCES

- [1] Belén Agulló, Mario Montagud, and Isaac Fraile. 2019. Making interaction with virtual reality accessible: rendering and guiding methods for subtitles. *AI EDAM* (2019), 416–428. <https://doi.org/10.1017/S0890060419000362>
- [2] Sun Joo Ahn, Amanda Minh Tran Le, and Jeremy Bailenson. 2013. The effect of embodied experiences on self-other merging, attitude, and helping behavior. *Media Psychology* (2013), 7–38. <https://doi.org/10.1080/15213269.2012.755877>
- [3] Tanja Aitamurto, Andrea Stevenson Won, Sukolsak Sakshuwong, Byungdo Kim, Yasamin Sadeghi, Krysten Stein, Peter G Royal, and Catherine Lynn Kircos. 2021. From FOMO to JOMO: Examining the fear and joy of missing out and presence in a 360 video viewing experience. In *Proceedings of the 2021 CHI Conference on Human Factors in Computing Systems*. 1–14. <https://doi.org/10.1145/3411764.3445183>
- [4] Hironori Akiduki, Suetaka Nishiike, Hiroshi Watanabe, Katsunori Matsuoka, Takeshi Kubo, and Noriaki Takeda. 2003. Visual-vestibular conflict induced by virtual reality in humans. *Neuroscience letters* (2003), 197–200. [https://doi.org/10.1016/S0304-3940\(03\)00098-3](https://doi.org/10.1016/S0304-3940(03)00098-3)
- [5] Devon Alcoat and Adrian von Mühlenen. 2018. Learning in virtual reality: Effects on performance, emotion and engagement. *Research in Learning Technology* (2018). <https://doi.org/10.25304/rlt.v26.2140>
- [6] Dorit Alt. 2015. College students' academic motivation, media engagement and fear of missing out. *Computers in human behavior* (2015), 111–119. <https://doi.org/10.1016/j.chb.2015.02.057>
- [7] LEMONIA Argyriou, Daphne Economou, and Vassiliki Bouki. 2020. Design methodology for 360 immersive video applications: the case study of a cultural heritage virtual tour. *Personal and Ubiquitous Computing* (2020), 843–859. <https://doi.org/10.1007/s00779-020-01373-8>
- [8] Ahlem Assila, Houcine Ezzedine, et al. 2016. Standardized usability questionnaires: Features and quality focus. *Electronic Journal of Computer Science and Information Technology* (2016). <https://uphf.hal.science/hal-03400437>
- [9] Ruth Aylett. 2000. Emergent narrative, social immersion and “storification”. In *Proceedings of the 1st international workshop on narrative and interactive learning environments*. 35–44. <https://cdn.aai.org/Symposia/Fall/1999/FS-99-01/FS99-01-014.pdf>
- [10] Ruth Aylett and Sandy Louchart. 2003. Towards a narrative theory of virtual reality. *Virtual Reality* (2003), 2–9. <https://doi.org/10.1007/s10055-003-0114-9>

- [11] Jessica Babineau. 2014. Product review: Covidence (systematic review software). *Journal of the Canadian Health Libraries Association/Journal de l'Association des bibliothèques de la santé du Canada* (2014), 68–71. <https://www.covidence.org/>
- [12] Sojung Bahng, Ryan M Kelly, and Jon McCormack. 2020. Reflexive VR storytelling design beyond immersion: facilitating self-reflection on death and loneliness. In *Proceedings of the 2020 CHI conference on human factors in computing systems*. 1–13. <https://doi.org/10.1145/3313831.3376582>
- [13] Paulo Bala, Raul Masu, Valentina Nisi, and Nuno Nunes. 2019. "When the Elephant Trumps": A Comparative Study on Spatial Audio for Orientation in 360° Videos. Association for Computing Machinery, New York, NY, USA. <https://doi.org/10.1145/3290605.3300925>
- [14] Aaron Bangor, Philip T Kortum, and James T Miller. 2008. An empirical evaluation of the system usability scale. *Intl. Journal of Human-Computer Interaction* (2008), 574–594. <https://doi.org/10.1080/10447310802205776>
- [15] Joseph Bates. 1992. Virtual reality, art, and entertainment. *Presence: Teleoperators & Virtual Environments* (1992), 133–138. <https://doi.org/10.1162/pres.1992.1.1.133>
- [16] Thomas Beck and Sylvia Rothe. 2021. Applying diegetic cues to an interactive virtual reality experience. In *2021 IEEE Conference on Games (CoG)*. IEEE, 1–8. <https://doi.org/10.1109/CoG52621.2021.9619025>
- [17] Stuart Bender. 2019. Headset attentional synchrony: tracking the gaze of viewers watching narrative virtual reality. *Media practice and education* (2019), 277–296. <https://doi.org/10.1080/25741136.2018.1464743>
- [18] Frank Biocca and Mark R Levy. 2013. *Communication in the age of virtual reality*. Routledge. <https://doi.org/10.4324/9781410603128>
- [19] Grant Bollmer. 2017. Empathy machines. *Media International Australia* (2017), 63–76. <https://doi.org/10.1177/1329878X17726794>
- [20] Jessica Brillhart. 2015. *The language of VR*. Retrieved Jul 6, 2016 from <https://medium.com/the-language-of-vr>
- [21] John Bucher. 2017. *Storytelling for virtual reality: Methods and principles for crafting immersive narratives*. Routledge. <https://doi.org/10.4324/9781315210308>
- [22] Rick Busselle and Helena Bilandzic. 2009. Measuring narrative engagement. *Media psychology* (2009), 321–347. <https://doi.org/10.1080/15213260903287259>
- [23] Alberto Cannavò, Antonio Castiello, F Gabriele Praticò, Tatiana Mazali, and Fabrizio Lamberti. 2023. Immersive movies: the effect of point of view on narrative engagement. *AI & SOCIETY* (2023), 1–15. <https://doi.org/10.1007/s00146-022-01622-9>
- [24] Chong Cao, Zhaowei Shi, and Miao Yu. 2020. Automatic generation of diegetic guidance in cinematic virtual reality. In *IEEE International Symposium on Mixed and Augmented Reality*. IEEE, 600–607. <https://doi.org/10.1109/ISMAR50242.2020.00087>
- [25] Ruochen Cao, James Walsh, Andrew Cunningham, Carolin Reichherze, Subrata Dey, and Bruce Thomas. 2019. A preliminary exploration of montage transitions in cinematic virtual reality. In *2019 IEEE International Symposium on Mixed and Augmented Reality Adjunct (ISMAR-Adjunct)*. IEEE, 65–70. <https://doi.org/10.1109/ISMAR-Adjunct.2019.00031>
- [26] Eunhee Chang, Hyun Taek Kim, and Byoungyun Yoo. 2020. Virtual reality sickness: a review of causes and measurements. *International Journal of Human-Computer Interaction* (2020), 1658–1682. <https://doi.org/10.1080/10447318.2020.1778351>
- [27] David Checa and Andres Bustillo. 2020. A review of immersive virtual reality serious games to enhance learning and training. *Multimedia Tools and Applications* (2020), 5501–5527. <https://doi.org/10.1007/s11042-019-08348-9>
- [28] Nancy A Cheever, Larry D Rosen, L Mark Carrier, and Amber Chavez. 2014. Out of sight is not out of mind: The impact of restricting wireless mobile device use on anxiety levels among low, moderate and high users. *Computers in Human Behavior* (2014), 290–297. <https://digital-library.theiet.org/content/conferences/10.1049/ibc.2016.0029>
- [29] Joshua Chen, Gun A. Lee, Mark Billingham, Robert W. Lindeman, and Christoph Bartneck. 2017. The effect of user embodiment in AV cinematic experience. (2017), 55–62. <http://hdl.handle.net/10092/15405>
- [30] Alice Chirico, Pietro Cipresso, David B Yaden, Federica Biassoni, Giuseppe Riva, and Andrea Gaggioli. 2017. Effectiveness of immersive videos in inducing awe: an experimental study. *Scientific reports* (2017), 1218. <https://doi.org/10.1038/s41598-017-01242-0>
- [31] Katheryn R Christy and Jesse Fox. 2016. Transportability and presence as predictors of avatar identification within narrative video games. *Cyberpsychology, Behavior, and Social Networking* (2016), 283–287. <https://doi.org/10.1089/cyber.2015.0474>
- [32] James J Cummings and Jeremy N Bailenson. 2016. How immersive is enough? A meta-analysis of the effect of immersive technology on user presence. *Media psychology* (2016), 272–309. <https://doi.org/10.1080/15213269.2015.1015740>
- [33] Max T Curran, Jeremy Raboff Gordon, Lily Lin, Priyashri Kamlesh Sridhar, and John Chuang. 2019. Understanding digitally-mediated empathy: An exploration of visual, narrative, and biosensory informational cues. In *Proceedings of the 2019 CHI Conference on Human Factors in Computing Systems*. 1–13. <https://doi.org/10.1145/3290605.3300844>
- [34] Sonya Dal Cin, Bryan Gibson, Mark P Zanna, Roberta Shumate, and Geoffrey T Fong. 2007. Smoking in movies, implicit associations of smoking with the self, and intentions to smoke. *Psychological Science* (2007), 559–563. <https://doi.org/10.1111/j.1467-9280.2007.01939.x>
- [35] Simon Davis, Keith Nesbitt, and Eugene Nalivaiko. 2014. A systematic review of cybersickness. In *Proceedings of the 2014 conference on interactive entertainment*. 1–9. <https://doi.org/10.1145/2677758.2677780>
- [36] Mark S Dennison, A Zachary Wisti, and Michael D'Zmura. 2016. Use of physiological signals to predict cybersickness. *Displays* (2016), 42–52. <https://doi.org/10.1016/j.displa.2016.07.002>
- [37] Ignacio Díaz-Oreiro, Gustavo López, Luis Quesada, and Luis Guerrero. 2019. Standardized questionnaires for user experience evaluation: A systematic literature review. *UCAml 2019* (2019), 14. <https://doi.org/10.3390/proceedings2019031014>
- [38] Ignacio Díaz-Oreiro, Gustavo López, Luis Quesada, and Luis A Guerrero. 2021. UX evaluation with standardized questionnaires in ubiquitous computing and ambient intelligence: a systematic literature review. *Advances in Human-Computer Interaction* (2021). <https://doi.org/10.1155/2021/>

5518722

- [39] Anna Dining. 2017. A user study of story presence in an immersive narrative experience tested with variant levels of immersion. In *SMPTE 2017 Annual Technical Conference and Exhibition*. SMPTE, 1–12. <https://doi.org/10.5594/M001755>
- [40] Kath Dooley. 2017. Storytelling with virtual reality in 360-degrees: a new screen grammar. *Studies in Australasian cinema* (2017), 161–171. <https://doi.org/10.1080/17503175.2017.1387357>
- [41] Kath Dooley. 2021. *Cinematic virtual reality: A critical study of 21st century approaches and practices*. Springer. <https://link.springer.com/book/10.1007/978-3-030-72147-3>
- [42] Phillip Doyle. 2023. *The grammar of immersion: a social semiotic study of nonfiction cinematic virtual reality*. Ph.D. Dissertation. Dublin City University. <https://doras.dcu.ie/28945/>
- [43] Jan Drewes, Sascha Feder, and Wolfgang Einhuser. 2021. Gaze During Locomotion in Virtual Reality and the Real World. *Frontiers in Neuroscience* (2021). <https://www.frontiersin.org/journals/neuroscience/articles/10.3389/fnins.2021.656913>
- [44] Matthias Egger, George Davey Smith, Martin Schneider, and Christoph Minder. 1997. Bias in meta-analysis detected by a simple, graphical test. *bmj* (1997), 629–634. <https://doi.org/10.1136/bmj.315.7109.629>
- [45] Ahmed Elmezeny, Nina Edenhofer, and Jeffrey Wimmer. 2018. Immersive storytelling in 360-degree videos: An analysis of interplay between narrative and technical immersion. *Journal For Virtual Worlds Research* (2018). <https://doi.org/10.4101/jvwr.v11i1.7298>
- [46] Laura Ermi and Frans Mayra. 2005. Fundamental components of the gameplay experience: Analysing immersion. In *DiGRA Conference*, Jennifer Jensen (Ed.). Citeseer. <https://researchportal.tuni.fi/en/publications/fundamental-components-of-the-gameplay-experience-analysing-immersion-2>
- [47] Jesse Fox, Jeremy Bailenson, and Joseph Binney. 2009. Virtual experiences, physical behaviors: The effect of presence on imitation of an eating avatar. *Presence: Teleoperators and Virtual Environments* (2009), 294–303. <https://doi.org/10.1162/pres.18.4.294>
- [48] Paul Franois, Jeffrey Leichman, Florent Laroche, and Franoise Rubellin. 2021. Virtual reality as a versatile tool for research, dissemination and mediation in the humanities. *Virtual Archaeology Review* (2021), 1–15. <https://doi.org/10.4995/var.2021.14880>
- [49] Guo Freeman and Divine Maloney. 2021. Body, Avatar, and Me: The Presentation and Perception of Self in Social Virtual Reality. 4, CSCW3, Article 239 (2021), 27 pages. <https://doi.org/10.1145/3432938>
- [50] Kexue Fu, Yixin Chen, Jiaxun Cao, Xin Tong, and RAY LC. 2023. "I Am a Mirror Dweller": Probing the Unique Strategies Users Take to Communicate in the Context of Mirrors in Social Virtual Reality (*CHI '23*). Association for Computing Machinery, New York, NY, USA, 19 pages. <https://doi.org/10.1145/3544548.3581464>
- [51] Orit Furman, Nimrod Dorfman, Uri Hasson, Lila Davachi, and Yadin Dudai. 2007. They saw a movie: long-term memory for an extended audiovisual narrative. *Learning & memory* (2007), 457–467. <https://doi.org/10.1101/lm.550407>
- [52] Peter J Gianaros, Eric R Muth, J Toby Mordkoff, Max E Levine, and Robert M Stern. 2001. A questionnaire for the assessment of the multiple dimensions of motion sickness. *Aviation, space, and environmental medicine* (2001), 115. <https://www.ncbi.nlm.nih.gov/pmc/articles/PMC2910410/>
- [53] Michael Godde, Frank Gabler, Dirk Siegmund, and Andreas Braun. 2018. Cinematic narration in VR—Rethinking Film conventions for 360 degrees. In *Virtual, Augmented and Mixed Reality: Applications in Health, Cultural Heritage, and Industry: 10th International Conference, VAMR 2018, Held as Part of HCI International 2018*. Springer, 184–201. [https://doi.org/10.1007/978-3-319-91584-5\\_15](https://doi.org/10.1007/978-3-319-91584-5_15)
- [54] Geoffrey Gorisse, Olivier Christmann, Etienne Armand Amato, and Simon Richir. 2017. First-and third-person perspectives in immersive virtual environments: presence and performance analysis of embodied users. *Frontiers in Robotics and AI* (2017), 33. <https://doi.org/10.3389/frobt.2017.00033>
- [55] Marta Gospodarek, Andrea Genovese, Dennis Dembeck, Corinne Brenner, Agnieszka Roginska, and Ken Perlin. 2019. Sound design and reproduction techniques for co-located narrative VR experiences. In *Audio Engineering Society Convention 147*. Audio Engineering Society. <http://www.aes.org/e-lib/browse.cfm?elib=20660>
- [56] Simone Grassini and Karin Laumann. 2020. Questionnaire measures and physiological correlates of presence: A systematic review. *Frontiers in psychology* (2020), 349. <https://doi.org/10.3389/fpsyg.2020.00349>
- [57] Melanie C Green and Timothy C Brock. 2000. The role of transportation in the persuasiveness of public narratives. *Journal of personality and social psychology* (2000), 701. <https://doi.org/10.1037//0022-3514.79.5.701>
- [58] Jan Gugenheimer, Dennis Wolf, Gabriel Haas, Sebastian Krebs, and Enrico Rukzio. 2016. Swivrchair: A motorized swivel chair to nudge users' orientation for 360 degree storytelling in virtual reality. In *Proceedings of the 2016 CHI Conference on Human Factors in Computing Systems*. 1996–2000. <https://doi.org/10.1145/2858036.2858040>
- [59] Tobias Gunther, Ingmar S Franke, and Rainer Groh. 2015. Augmented virtuality—the hands in the virtual environment. In *2015 IEEE Symposium on 3D User Interfaces (3DUI)*. IEEE, 157–158. <https://doi.org/10.1109/3DUI.2015.7131748>
- [60] Zichun Guo, Jinghan Zhao, and Zihao Wang. 2020. How to Improve the Immersiveness in VR by Changing the Time Expansion Coefficient: A Study on the Narrative Immersion for VR. In *HCI International 2020-Posters: 22nd International Conference, HCII 2020, Copenhagen, Denmark, July 19–24, 2020, Proceedings, Part II 22*. Springer, 16–29. [https://doi.org/10.1007/978-3-030-50729-9\\_3](https://doi.org/10.1007/978-3-030-50729-9_3)
- [61] Feilin Han, Ying Zhong, and Minxi Zhou. 2022. Evaluating the Effect of Cinematography on the Viewing Experience in Immersive Environment. In *2022 IEEE International Conference on Multimedia and Expo (ICME)*. IEEE, 1–6. <https://doi.org/10.1109/ICME52920.2022.9859864>
- [62] Sandra G. Hart and Lowell E. Staveland. 1988. Development of NASA-TLX (Task Load Index): Results of Empirical and Theoretical Research. In *Human Mental Workload*. North-Holland, 139–183. <https://www.sciencedirect.com/science/article/pii/S0166411508623869>
- [63] Carrie Heater. 1992. Being there: The subjective experience of presence. *Presence Teleoperators Virtual Environ.* (1992), 262–271. <https://doi.org/10.1162/pres.1992.1.2.262>



- [64] Teresa Hirzle, Maurice Cordts, Enrico Rukzio, Jan Gugenheimer, and Andreas Bulling. 2021. A Critical Assessment of the Use of SSQ as a Measure of General Discomfort in VR Head-Mounted Displays (*CHI '21*). Association for Computing Machinery, New York, NY, USA, Article 530, 14 pages. <https://doi.org/10.1145/3411764.3445361>
- [65] Seokjun Hong and Gerard J Kim. 2016. Accelerated viewpoint panning with rotational gain in 360 degree videos. In *Proceedings of the 22nd ACM Conference on Virtual Reality Software and Technology*. 303–304. <https://doi.org/10.1145/2993369.2996309>
- [66] John E Hunter and Frank L Schmidt. 2004. *Methods of meta-analysis: Correcting error and bias in research findings*. Sage. <https://swbplus.bsz-bw.de/bsz406045089inh.htm>
- [67] Malte Husung and Eike Langbehn. 2019. Of Portals and Orbs: An Evaluation of Scene Transition Techniques for Virtual Reality. Association for Computing Machinery, New York, NY, USA. <https://doi.org/10.1145/3340764.3340779>
- [68] igroup project consortium. 1995-2016. *IGROUP PRESENCE QUESTIONNAIRE (IPQ)*. Retrieved 2016 from <https://www.igroup.org/index.php>
- [69] Horace Ho Shing Ip, Chen Li, Selena Leoni, Yangbin Chen, Ka-Fai Ma, Calvin Hoi-to Wong, and Qing Li. 2018. Design and evaluate immersive learning experience for massive open online courses (MOOCs). *IEEE Transactions on Learning Technologies* (2018), 503–515. <https://doi.org/10.1109/TLT.2018.2878700>
- [70] Rifatul Islam, Kevin Desai, and John Quarles. 2021. Cybersickness Prediction from Integrated HMD's Sensors: A Multimodal Deep Fusion Approach using Eye-tracking and Head-tracking Data. In *2021 IEEE International Symposium on Mixed and Augmented Reality (ISMAR)*. 31–40. <https://doi.org/10.1109/ISMAR52148.2021.00017>
- [71] Charlene Jennett, Anna L Cox, Paul Cairns, Samira Dhoparee, Andrew Epps, Tim Tijs, and Alison Walton. 2008. Measuring and defining the experience of immersion in games. *International journal of human-computer studies* (2008), 641–661. <https://doi.org/10.1016/j.ijhcs.2008.04.004>
- [72] Dayoung Jeong, Seungwon Paik, YoungTae Noh, and Kyungsik Han. 2023. MAC: multimodal, attention-based cybersickness prediction modeling in virtual reality. *Virtual Reality* (2023), 2315–2330. <https://doi.org/10.1007/s10055-023-00804-0>
- [73] Robert S Kennedy, Norman E Lane, Kevin S Berbaum, and Michael G Lilienthal. 1993. Simulator sickness questionnaire: An enhanced method for quantifying simulator sickness. *The international journal of aviation psychology* (1993), 203–220. [https://doi.org/10.1207/s15327108ijap0303\\_3](https://doi.org/10.1207/s15327108ijap0303_3)
- [74] Behrang Keshavarz and Heiko Hecht. 2011. Validating an Efficient Method to Quantify Motion Sickness. *Human Factors* (2011), 415–426. <https://doi.org/10.1177/0018720811403736>
- [75] DH Kim. 1999. Development of method for quantification and analysis of simulator sickness in a driving simulation environment. *Unpublished doctoral dissertation, Seoul, South Korea: Hanyang University* (1999).
- [76] Hyun K. Kim, Jaehyun Park, Yeongcheol Choi, and Mungyeong Choe. 2018. Virtual reality sickness questionnaire (VRSQ): Motion sickness measurement index in a virtual reality environment. *Applied Ergonomics* (2018), 66–73. <https://doi.org/10.1016/j.apergo.2017.12.016>
- [77] Sebastian Knorr, Cagri Ozcinar, Colm O Fearghail, and Aljosa Smolic. 2018. Director's cut: a combined dataset for visual attention analysis in cinematic VR content. In *Proceedings of the 15th ACM SIGGRAPH European Conference on Visual Media Production*. 1–10. <https://doi.org/10.1145/3278471.3278472>
- [78] Thomas Kohler, Johann Fueller, Daniel Stieger, and Kurt Matzler. 2011. Avatar-based innovation: Consequences of the virtual co-creation experience. *Computers in human behavior* (2011), 160–168. <https://doi.org/10.1016/j.chb.2010.07.019>
- [79] Eugenia M Kolasinski. 1995. Simulator sickness in virtual environments. (1995).
- [80] Panagiotis Kourtesis, Josie Linnell, Rayaan Amir, Ferran Argelaguet, and Sarah E. MacPherson. 2023. Cybersickness in Virtual Reality Questionnaire (CSQ-VR): A Validation and Comparison against SSQ and VRSQ. *Virtual Worlds* 2, 1 (2023), 16–35. <https://doi.org/10.3390/virtualworlds2010002>
- [81] Hannu Kukka, Minna Pakanen, Mahmoud Badri, and Timo Ojala. 2017. Immersive Street-level Social Media in the 3D Virtual City: Anticipated User Experience and Conceptual Development (*CSCW '17*). Association for Computing Machinery, 2422–2435. <https://doi.org/10.1145/2998181.2998341>
- [82] Laurent Lescop. 2017. Narrative grammar in 360. In *2017 IEEE International symposium on mixed and augmented reality (Ismar-Adjunct)*. IEEE, 254–257. <https://doi.org/10.1109/ISMAR-Adjunct.2017.86>
- [83] Jane Lessiter, Jonathan Freeman, Edmund Keogh, and Jules Davidoff. 2001. A cross-media presence questionnaire: The ITC-Sense of Presence Inventory. *Presence: Teleoperators & Virtual Environments* (2001), 282–297. <https://doi.org/10.1162/105474601300343612>
- [84] J.J.-W. Lin, H.B.L. Duh, D.E. Parker, H. Abi-Rached, and T.A. Furness. 2002. Effects of field of view on presence, enjoyment, memory, and simulator sickness in a virtual environment. In *Proceedings IEEE Virtual Reality 2002*. 164–171. <https://doi.org/10.1109/VR.2002.996519>
- [85] Yen-Chen Lin, Yung-Ju Chang, Hou-Ning Hu, Hsien-Tzu Cheng, Chi-Wen Huang, and Min Sun. 2017. Tell me where to look: Investigating ways for assisting focus in 360 video. In *Proceedings of the 2017 CHI Conference on Human Factors in Computing Systems*. 2535–2545. <https://doi.org/10.1145/3025453.3025757>
- [86] Matthew Lombard and Theresa Ditton. 1997. At the heart of it all: The concept of presence. *Journal of computer-mediated communication* (1997), JCMC321. <https://doi.org/10.1111/j.1083-6101.1997.tb00072.x>
- [87] Tao Long, Swati Pandita, and Andrea Stevenson Won. 2023. Perspectives from Naive Participants and Experienced Social Science Researchers on Addressing Embodiment in a Virtual Cyberball Task (*CSCW '23 Companion*). Association for Computing Machinery. <https://doi.org/10.1145/3584931.3607014>
- [88] Matthew Love, Eric R Williams, and John Bowditch. 2023. Uses and Considerations for Cinematic Virtual Reality in Health Care. *Journal of Diabetes Science and Technology* (2023), 19322968231179730. <https://doi.org/10.1177/19322968231179730>
- [89] Cayley MacArthur, Arielle Grinberg, Daniel Harley, and Mark Hancock. 2021. You're Making Me Sick: A Systematic Review of How Virtual Reality Research Considers Gender & Cybersickness. In *Proceedings of the 2021 CHI Conference on Human Factors in Computing Systems* (Yokohama, Japan)



- (CHI '21). Association for Computing Machinery, New York, NY, USA, Article 401, 15 pages. <https://doi.org/10.1145/3411764.3445701>
- [90] Andrew MacQuarrie and Anthony Steed. 2017. Cinematic virtual reality: Evaluating the effect of display type on the viewing experience for panoramic video. In *2017 IEEE Virtual Reality (VR)*. IEEE, 45–54. [10.1109/VR.2017.7892230](https://doi.org/10.1109/VR.2017.7892230)
- [91] Carlos Marañes, Diego Gutierrez, and Ana Serrano. 2020. Exploring the impact of 360 movie cuts in users' attention. In *2020 IEEE Conference on Virtual Reality and 3D User Interfaces (VR)*. IEEE, 73–82. <https://doi.org/10.1109/VR46266.2020.00025>
- [92] Daniel Martin, Sandra Malpica, Diego Gutierrez, Belen Masia, and Ana Serrano. 2022. Multimodality in VR: A survey. *ACM Computing Surveys (CSUR)* (2022), 1–36. <https://doi.org/10.1145/3508361>
- [93] Belen Masia, Javier Camon, Diego Gutierrez, and Ana Serrano. 2021. Influence of Directional Sound Cues on Users' Exploration Across 360° Movie Cuts. *IEEE Computer Graphics and Applications* (2021), 64–75. <https://doi.org/10.1109/MCG.2021.3064688>
- [94] Michael Mateas. 2000. A neo-aristotelian theory of interactive drama. In *Working notes of the AI and Interactive Entertainment Symposium*. AAAI Press Menlo Park. <https://cdn.aaai.org/Symposia/Spring/2000/SS-00-02/SS00-02-011.pdf>
- [95] John Materer. 2017. Directing for Cinematic Virtual Reality: how the traditional film director's craft applies to immersive environments and notions of presence. *Journal of media practice* (2017), 14–25. <https://doi.org/10.1080/14682753.2017.1305838>
- [96] Alison McMahan. 2013. Immersion, engagement, and presence: A method for analyzing 3-D video games. In *The video game theory reader*. Routledge, 67–86. <https://www.taylorfrancis.com/chapters/edit/10.4324/9780203700457-4/immersion-engagement-presence-alison-mcmahan>
- [97] Liang Men, Nick Bryan-Kinns, Amelia Shivani Hassard, and Zixiang Ma. 2017. The impact of transitions on user experience in virtual reality. In *2017 IEEE virtual reality (VR)*. IEEE, 285–286. <https://doi.org/10.1109/VR.2017.7892288>
- [98] Daniel Mestre, Philippe Fuchs, A Berthoz, and JL Vercher. 2006. Immersion et présence. *Le traité de la réalité virtuelle*. Paris: Ecole des Mines de Paris (2006), 309–38. [http://www.ism.univmed.fr/mestre/pub/Pres\\_2005.pdf](http://www.ism.univmed.fr/mestre/pub/Pres_2005.pdf)
- [99] Mario Montagud, Jie Li, Gianluca Cernigliaro, Abdallah El Ali, Sergi Fernández, and Pablo Cesar. 2022. Towards socialVR: evaluating a novel technology for watching videos together. *Virtual Reality* 26, 4 (2022), 1593–1613. <https://doi.org/10.1007/s10055-022-00651-5>
- [100] Aske Mottelson, Andreea Muresan, Kasper Hornbæk, and Guido Makransky. 2023. A Systematic Review and Meta-analysis of the Effectiveness of Body Ownership Illusions in Virtual Reality. 30, 5 (2023), 42 pages. <https://doi.org/10.1145/3590767>
- [101] Hendrik Müller, Aaron Sedley, and Elizabeth Ferrall-Nunge. 2014. Survey research in HCI. *Ways of Knowing in HCI* (2014), 229–266. [https://doi.org/10.1007/978-1-4939-0378-8\\_10](https://doi.org/10.1007/978-1-4939-0378-8_10)
- [102] Joschka Mütterlein. 2018. The three pillars of virtual reality? Investigating the roles of immersion, presence, and interactivity. (2018). <https://hdl.handle.net/10125/50061>
- [103] Lasse T Nielsen, Matias B Møller, Sune D Hartmeyer, Troels CM Ljung, Niels C Nilsson, Rolf Nordahl, and Stefania Serafin. 2016. Missing the point: an exploration of how to guide users' attention during cinematic virtual reality. In *Proceedings of the 22nd ACM conference on virtual reality software and technology*. 229–232. <https://doi.org/10.1145/2993369.2993405>
- [104] Niels Chr Nilsson, Rolf Nordahl, and Stefania Serafin. 2016. Immersion revisited: A review of existing definitions of immersion and their relation to different theories of presence. *Human technology* (2016), 108–134. [http://humantechnology.jyu.fi/archive/vol-12/issue-2/immersion-revisited/@@display-file/fullPaper/Nilsson\\_Nordahl\\_Serafin.pdf](http://humantechnology.jyu.fi/archive/vol-12/issue-2/immersion-revisited/@@display-file/fullPaper/Nilsson_Nordahl_Serafin.pdf)
- [105] Nahal Norouzi, Gerd Bruder, Austin Erickson, Kangsoo Kim, Jeremy Bailenson, Pamela Wisniewski, Charlie Hughes, and Greg Welch. 2021. Virtual animals as diegetic attention guidance mechanisms in 360-degree experiences. *IEEE Transactions on Visualization and Computer Graphics* (2021), 4321–4331. <https://doi.org/10.1109/TVCG.2021.3106490>
- [106] Jason A. Ortiz and Carolina Cruz-Neira. 2023. Workspace VR: A Social and Collaborative Telework Virtual Reality Application (CSCW '23 Companion). Association for Computing Machinery. <https://doi.org/10.1145/3584931.3607502>
- [107] Heather L O'Brien, Paul Cairns, and Mark Hall. 2018. A practical approach to measuring user engagement with the refined user engagement scale (UES) and new UES short form. *International Journal of Human-Computer Studies* (2018), 28–39. <https://doi.org/10.1016/j.ijhcs.2018.01.004>
- [108] Jayesh S Pillai and Manvi Verma. 2019. Grammar of VR storytelling: analysis of perceptual cues in VR cinema. In *Proceedings of the 16th ACM SIGGRAPH European Conference on Visual Media Production*. 1–10. <https://doi.org/10.1145/3359998.3369402>
- [109] James E Pustejovsky and Elizabeth Tipton. 2022. Meta-analysis with robust variance estimation: Expanding the range of working models. *Prevention Science* 23, 3 (2022), 425–438.
- [110] Anna Queiroz, Eileen McGivney, Sunny X Liu, Courtney Anderson, Brian Beams, Cyan DeVeaux, Kai Frazier, Eugy Han, Mark Roman Miller, Xander S Peterson, et al. 2023. Collaborative Tasks in Immersive Virtual Reality Increase Learning. In *Proceedings of the 16th International Conference on Computer-Supported Collaborative Learning-CSCL 2023*, pp. 27–34. International Society of the Learning Sciences. <https://doi.org/10.22318/cscl2023.465996>
- [111] Filip Raes, Elizabeth Pommier, Kristin D Neff, and Dinska Van Gucht. 2011. Construction and factorial validation of a short form of the self-compassion scale. *Clinical psychology & psychotherapy* (2011), 250–255. <https://doi.org/10.1002/cpp.702>
- [112] Eric D Ragan, Ajith Sowndararajan, Regis Kopper, and Doug A Bowman. 2010. The effects of higher levels of immersion on procedure memorization performance and implications for educational virtual environments. *Presence: Teleoperators and Virtual Environments* (2010), 527–543. [https://doi.org/10.1162/pres\\_a\\_00016](https://doi.org/10.1162/pres_a_00016)
- [113] Shannon L Rawski, Joshua R Foster, and Jeremy Bailenson. 2022. Sexual Harassment Bystander Training Effectiveness: Experimentally Comparing 2D Video to Virtual Reality Practice. (2022). <https://doi.org/10.1037/tmb0000074>

- [114] Maria Cecilia Reyes. 2018. Measuring user experience on interactive fiction in cinematic virtual reality. In *Interactive Storytelling: 11th International Conference on Interactive Digital Storytelling, ICIDS 2018, Dublin, Ireland, December 5–8, 2018, Proceedings 11*. Springer, 295–307. [https://doi.org/10.1007/978-3-030-04028-4\\_33](https://doi.org/10.1007/978-3-030-04028-4_33)
- [115] Maria Cecilia Reyes and Giuliana Dettori. 2020. Combining Interactive Fiction with Cinematic Virtual Reality. Association for Computing Machinery, New York, NY, USA. <https://doi.org/10.1145/3359852.3359888>
- [116] Henry L Roediger III and Jeffrey D Karpicke. 2006. The power of testing memory: Basic research and implications for educational practice. *Perspectives on psychological science* (2006), 181–210. <https://doi.org/10.1111/j.1745-6916.2006.00012.x>
- [117] Miriam Ross and Alex Munt. 2018. Cinematic virtual reality: Towards the spatialized screenplay. *Journal of Screenwriting* (2018), 191–209. [https://doi.org/10.1386/josc.9.2.191\\_1](https://doi.org/10.1386/josc.9.2.191_1)
- [118] Christian Roth and Hartmut Koenitz. 2016. Evaluating the user experience of interactive digital narrative. In *Proceedings of the 1st international workshop on multimedia alternate realities*. 31–36. <https://doi.org/10.1145/2983298.2983302>
- [119] Christian Roth, Tom Van Nuenen, and Hartmut Koenitz. 2018. Ludonarrative hermeneutics: a way out and the narrative paradox. In *Interactive Storytelling: 11th International Conference on Interactive Digital Storytelling, ICIDS 2018*. 93–106. [https://doi.org/10.1007/978-3-030-04028-4\\_7](https://doi.org/10.1007/978-3-030-04028-4_7)
- [120] Sylvia Rothe, Felix Althammer, and Mohamed Khamis. 2018. Gazerecall: Using gaze direction to increase recall of details in cinematic virtual reality. In *Proceedings of the 17th International Conference on Mobile and Ubiquitous Multimedia*. 115–119. <https://doi.org/10.1145/3282894.3282903>
- [121] Sylvia Rothe, Daniel Buschek, and Heinrich Hußmann. 2019. Guidance in cinematic virtual reality—taxonomy, research status and challenges. *Multimodal Technologies and Interaction* (2019), 19. <https://www.mdpi.com/2414-4088/3/1/19>
- [122] Sylvia Rothe and Heinrich Hußmann. 2018. Guiding the viewer in cinematic virtual reality by diegetic cues. In *Augmented Reality, Virtual Reality, and Computer Graphics: 5th International Conference, AVR 2018, Otranto, Italy, June 24–27, 2018, Proceedings, Part I 5*. Springer, 101–117. [https://doi.org/10.1007/978-3-319-95270-3\\_7](https://doi.org/10.1007/978-3-319-95270-3_7)
- [123] Sylvia Rothe, Heinrich Hußmann, and Mathias Allary. 2017. Diegetic cues for guiding the viewer in cinematic virtual reality. In *Proceedings of the 23rd ACM symposium on virtual reality software and technology*. 1–2. <https://doi.org/10.1145/3139131.3143421>
- [124] Sylvia Rothe, Lang Zhao, Arne Fahrenwalde, and Heinrich Hußmann. 2020. How to reduce the effort: Comfortable watching techniques for cinematic virtual reality. In *Augmented Reality, Virtual Reality, and Computer Graphics: 7th International Conference, AVR 2020, Lecce, Italy, September 7–10, 2020, Proceedings, Part I 7*. Springer, 3–21. [https://doi.org/10.1007/978-3-030-58465-8\\_1](https://doi.org/10.1007/978-3-030-58465-8_1)
- [125] Marie-Laure Ryan. 2004. Will New Media Produce New Narratives? Marie-Laure Ryan. *Narrative across media: The languages of storytelling* (2004), 337.
- [126] Marie-Laure Ryan. 2015. *Narrative as virtual reality 2: Revisiting immersion and interactivity in literature and electronic media*. JHU press. <https://press.jhu.edu/books/title/11170/narrative-virtual-reality-2>
- [127] Dimitrios Saredakis, Ancret Szpak, Brandon Birkhead, Hannah A. D. Keage, Albert Rizzo, and Tobias Loetscher. 2020. Factors Associated With Virtual Reality Sickness in Head-Mounted Displays: A Systematic Review and Meta-Analysis. *Frontiers in Human Neuroscience* 14 (2020). <https://doi.org/10.3389/fnhum.2020.00096>
- [128] Lucile Sassatelli, Anne-Marie Pinna-Déry, Marco Winckler, Savino Dambra, Giuseppe Samela, Romaric Pighetti, and Ramon Aparicio-Pardo. 2018. Snap-changes: a dynamic editing strategy for directing viewer’s attention in streaming virtual reality videos. In *Proceedings of the 2018 International Conference on Advanced Visual Interfaces*. 1–5. <https://doi.org/10.1145/3206505.3206553>
- [129] Martin Schrepp, Andreas Hinderks, and Jörg Thomaschewski. 2017. Design and evaluation of a short version of the user experience questionnaire (UEQ-S). *International Journal of Interactive Multimedia and Artificial Intelligence*, 4 (6), 103–108. (2017).
- [130] Thomas Schubert, Frank Friedmann, and Holger Regenbrecht. 2001. The experience of presence: Factor analytic insights. *Presence: Teleoperators & Virtual Environments* (2001), 266–281. <https://doi.org/10.1162/105474601300343603>
- [131] Ulrike Schultze. 2010. Embodiment and presence in virtual worlds: a review. *Journal of Information Technology* (2010), 434–449. [https://doi.org/10.1007/978-3-319-71027-3\\_18](https://doi.org/10.1007/978-3-319-71027-3_18)
- [132] Valentin Schwind, Pascal Knierim, Nico Haas, and Niels Henze. 2019. Using presence questionnaires in virtual reality. In *Proceedings of the 2019 CHI conference on human factors in computing systems*. 1–12. <https://doi.org/10.1145/3290605.3300590>
- [133] Ana Serrano, Vincent Sitzmann, Jaime Ruiz-Borau, Gordon Wetzstein, Diego Gutierrez, and Belen Masia. 2017. Movie editing and cognitive event segmentation in virtual reality video. *ACM Transactions on Graphics (TOG)* (2017), 1–12. <https://doi.org/10.1145/3072959.3073668>
- [134] Syed Hammad Hussain Shah, Kyungjin Han, and Jong Weon Lee. 2020. Real-Time Application for Generating Multiple Experiences from 360° Panoramic Video by Tracking Arbitrary Objects and Viewer’s Orientations. *Applied Sciences* (2020), 2248. <https://doi.org/10.3390/app10072248>
- [135] Alia Sheikh, Andy Brown, Zillah Watson, and Michael Evans. 2016. Directing attention in 360-degree video. (2016). <https://doi.org/10.1016/j.chb.2014.05.002>
- [136] John Scott Siri Jr., Hamna Khalid, Luong Nguyen, and Donghee Yvette Wohn. 2018. Screen-viewing Practices in Social Virtual Reality (*CSCW ’18 Companion*). Association for Computing Machinery. <https://doi.org/10.1145/3272973.3274048>
- [137] Mel Slater. 2003. A note on presence terminology. *Presence connect* (2003), 1–5.
- [138] Mel Slater, Martin Usoh, and Anthony Steed. 1994. Depth of presence in virtual environments. *Presence: Teleoperators & Virtual Environments* (1994), 130–144. <https://doi.org/10.1162/pres.1994.3.2.130>
- [139] Marco Speicher, Christoph Rosenberg, Donald Degraen, Florian Daiber, and Antonio Krüger. 2019. Exploring visual guidance in 360-degree videos. In *Proceedings of the 2019 ACM International Conference on Interactive Experiences for TV and Online Video*. 1–12. <https://doi.org/10.1145/3317697.3323350>

- [140] Travis Stebbins and Eric D Ragan. 2019. Redirecting view rotation in immersive movies with washout filters. In *2019 IEEE Conference on Virtual Reality and 3D User Interfaces (VR)*. IEEE, 377–385. <https://doi.org/10.1109/VR.2019.8797994>
- [141] Hannah Syrett, Licia Calvi, and Marnix van Gisbergen. 2017. The oculus rift film experience: a case study on understanding films in a head mounted display. In *Intelligent Technologies for Interactive Entertainment: 8th International Conference, INTETAIN 2016, Utrecht, The Netherlands, June 28–30, 2016, Revised Selected Papers*. 197–208. [https://doi.org/10.1007/978-3-319-49616-0\\_19](https://doi.org/10.1007/978-3-319-49616-0_19)
- [142] Kata Szita, Pierre Gander, and David Wallstén. 2018. The effects of cinematic virtual reality on viewing experience and the recollection of narrative elements. *PRESENCE: Virtual and Augmented Reality* (2018), 410–425. [https://doi.org/10.1162/pres\\_a\\_00338](https://doi.org/10.1162/pres_a_00338)
- [143] Umama Tasnim, Rifatul Islam, Kevin Desai, and John Quarles. 2024. Investigating Personalization Techniques for Improved Cybersickness Prediction in Virtual Reality Environments. (2024).
- [144] Lingwei Tong, Robert W Lindeman, and Holger Regenbrecht. 2021. Viewer’s role and viewer interaction in cinematic virtual reality. *Computers* (2021), 66. <https://doi.org/10.3390/computers10050066>
- [145] Lingwei Tong, Robert W Lindeman, and Holger Regenbrecht. 2022. Adaptive Playback Control: A Framework for Cinematic VR Creators to Embrace Viewer Interaction. *Frontiers in Virtual Reality* (2022), 798306. <https://doi.org/10.3389/frvir.2021.798306>
- [146] Michel Treisman. 1977. Motion sickness: an evolutionary hypothesis. *Science* (1977), 493–495. <https://doi.org/10.1126/science.301659>
- [147] Andrea C Tricco, Erin Lillie, Wasifa Zarin, Kelly K O’Brien, Heather Colquhoun, Danielle Levac, David Moher, Micah DJ Peters, Tanya Horsley, Laura Weeks, et al. 2018. PRISMA extension for scoping reviews (PRISMA-ScR): checklist and explanation. *Annals of internal medicine* (2018), 467–473. <https://doi.org/10.7326/M18-0850>
- [148] Martin Usoh, Ernest Catena, Sima Arman, and Mel Slater. 2000. Using presence questionnaires in reality. *Presence* (2000), 497–503. <https://doi.org/10.1162/105474600566989>
- [149] Eduardo E. Veas, Erick Mendez, Steven K. Feiner, and Dieter Schmalstieg. 2011. Directing Attention and Influencing Memory with Visual Saliency Modulation. In *Proceedings of the SIGCHI Conference on Human Factors in Computing Systems*. Association for Computing Machinery, 1471–1480. <https://doi.org/10.1145/1978942.1979158>
- [150] Wolfgang Viechtbauer. 2010. Conducting meta-analyses in R with the metafor package. *Journal of statistical software* (2010), 1–48. <https://doi.org/10.18637/jss.v036.i03>
- [151] Mirjam Vosmeer, Christian Roth, and Hartmut Koenitz. 2017. Who are you? Voice-over perspective in surround video. In *Interactive Storytelling: 10th International Conference on Interactive Digital Storytelling, ICIDS 2017*. 221–232. [https://doi.org/10.1007/978-3-319-71027-3\\_18](https://doi.org/10.1007/978-3-319-71027-3_18)
- [152] Mirjam Vosmeer and Ben Schouten. 2014. Interactive cinema: engagement and interaction. In *Interactive Storytelling: 7th International Conference on Interactive Digital Storytelling, ICIDS 2014, Singapore, Singapore, November 3-6, 2014, Proceedings 7*. 140–147. [https://doi.org/10.1007/978-3-319-12337-0\\_14](https://doi.org/10.1007/978-3-319-12337-0_14)
- [153] Jan Oliver Wallgrün, Mahda M Bagher, Pejman Sajjadi, and Alexander Klippel. 2020. A comparison of visual attention guiding approaches for 360 image-based vr tours. In *2020 IEEE Conference on Virtual Reality and 3D User Interfaces (VR)*. 83–91. <https://doi.org/10.1109/VR46266.2020.00026>
- [154] David Wechsler. 1945. Wechsler memory scale. (1945). <https://psycnet.apa.org/record/1946-00348-000>
- [155] Séamas Weech, Sophie Kenny, and Michael Barnett-Cowan. 2019. Presence and cybersickness in virtual reality are negatively related: a review. *Frontiers in psychology* 10 (2019), 158. <https://doi.org/10.3389/fpsyg.2019.00158>
- [156] Bob G Witmer and Michael J Singer. 1998. Measuring presence in virtual environments: A presence questionnaire. *Presence* (1998), 225–240. <https://doi.org/10.1162/105474698565686>
- [157] Qinghong Xu and Eric D Ragan. 2019. Effects of character guide in immersive virtual reality stories. In *Virtual, Augmented and Mixed Reality. Multimodal Interaction: 11th International Conference, VAMR 2019*. 375–391. [https://doi.org/10.1007/978-3-030-21607-8\\_29](https://doi.org/10.1007/978-3-030-21607-8_29)
- [158] Zhiyuan Yu and Cheng-Hung Lo. 2023. Mapping the Viewer Experience in Cinematic Virtual Reality: A Systematic Review. *PRESENCE: Virtual and Augmented Reality* (2023), 205–229. [https://doi.org/10.1162/pres\\_a\\_00409](https://doi.org/10.1162/pres_a_00409)
- [159] Samaneh Zamanifard and Guo Freeman. 2019. "The Togetherness that We Crave": Experiencing Social VR in Long Distance Relationships (CSCW '19 Companion). Association for Computing Machinery, New York, NY, USA. <https://doi.org/10.1145/3311957.3359453>
- [160] Lei Zhang, Doug A Bowman, and Caroline N Jones. 2019. Exploring effects of interactivity on learning with interactive storytelling in immersive virtual reality. In *2019 11th International Conference on Virtual Worlds and Games for Serious Applications (VS-Games)*. 1–8. <https://doi.org/10.1109/VS-Games.2019.8864531>
- [161] Sunny Zhang, Brennan Jones, Sean Rintel, and Carman Neustaedter. 2021. XRmas: Extended Reality Multi-Agency Spaces for a Magical Remote Christmas (CSCW '21 Companion). Association for Computing Machinery. <https://doi.org/10.1145/3462204.3481782>
- [162] Yu Zhang. 2020. Developing a Cinematic Language for Virtual Reality Filmmaking. *Yayınlanmamış Doktora Tezi, Griffith University* (2020). <https://doi.org/10.25904/1912/4021>

## 8 APPENDICES

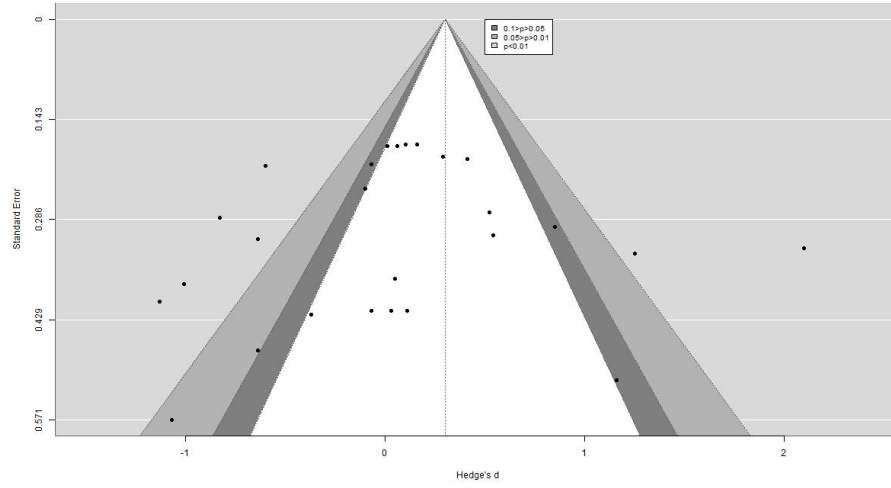


Fig. 4. Funnel plot

ES Study ID	Author	Modality	Sample	Content	Format	Controller	Linear	Spatial Sound	Perspective	Experiment Design	Likert Scale	Questionnaire	Terminology Confusion	N	Hedges' g
1	Beck & Rothe, 2021	with implicit diegetic guidance	General public	Narrative	Real-time rendering VE	YES	YES	YES	IPP	Within-subject	7 point	Adapted	YES	18	-0.1
2	Rothe et al., 2020	limited or forced rotation	General public	Documentary	Film	NO	YES	YES	3PP	Within-subject	7 point	Adapted	NO	18	-0.83
3	Guo et al., 2020	limited or forced rotation	General public	Narrative	Animated	NO	YES	YES	3PP	Within-subject	5 point	Valid	NO	12	-1.01
4	Chen et al., 2017	with an agency limited or forced rotation	General public	Documentary	Real-time rendering VE	NO	YES	YES	3PP	Within-subject	5 point	Valid	NO	28	0.41
5														32	0.01
6	Speicher et al., 2019	with implicit non-diegetic with explicit diegetic guidance with explicit non-diegetic guidance	General public	Narrative	Film	NO	YES	NO	3PP	Within-subject	7 point	Selected items	YES	32	0.06
7														32	0.16
8														32	0.1
9	Nielsen et al., 2016	limited or forced rotation with implicit diegetic guidance	General public	Narrative	Real-time rendering VE	NO	YES	YES	IPP	Between-subject	7 point	Adapted	NO	30	-1.13
10														30	0.05
11														20	-0.64
12	Cao et al., 2020	with implicit diegetic guidance with explicit non-diegetic guidance	General public	Narrative	Real-time rendering VE	NO	YES	YES	IPP	Between-subject	5 point	Self-developed	NO	19	1.16
13														16	-1.07
14														24	-0.07
15	Bala et al., 2019	with implicit diegetic guidance with explicit diegetic guidance	General public	Scenes	Film	NO	YES	YES	IPP	Between-subject	5 point	Valid	NO	24	0.03
16														24	-0.37
17														24	0.11
18	Dining, 2017	with implicit diegetic guidance with an agency	General public	Narrative	Film	NO	YES	YES	IPP	Between-subject	7 point	Adapted	YES	44	0.54
19														41	0.85
20	Tong et al., 2022	with explicit non-diegetic guidance with implicit diegetic guidance	Student	Documentary	Real-time rendering VE	NO	NO	YES	IPP	Between-subject	5 point	Valid	YES	44	1.25
21														44	-0.64
22	Gugenheimer et al., 2016	limited or forced rotation	Student	Narrative	Real-time rendering VE	NO	YES	YES	IPP	Within-subject	7 point	Valid	NO	16	0.52
23	Lin et al., 2017	limited or forced rotation with explicit non-diegetic guidance	Student	Documentary	Film	NO	YES	YES	IPP	Within-subject	7 point	Adapted	YES	32	2.10
24														32	-0.07
25	Norouzi et al., 2021	with implicit diegetic guidance with explicit non-diegetic guidance	Per owners	Scenes	Real-time rendering VE	NO	YES	YES	IPP	Within-subject	7 point	Valid	NO	28	0.29
26														28	-0.6

Fig. 5. Information of Studies Included in Meta-analysis

These two articles [24, 139] reported multiple effect sizes. To maintain the independence of data related to the same viewing modality, when multiple effect sizes are reported for the same viewing modality involving the same participants, only one effect size is retained.

Table 4. Details of questionnaires and terminologies usage

ES ID	Study ID	Author	Questionnaire	Questionnaire Details	Terminology Confusion	Terminology Details
1	1	Beck&Rothe, 2021[16]	Adapted	4 items adapted from IPQ[68], 5 items adapted from IEQ[71]	YES	Used "presence" and "immersion" interchangeably
2	2	Rothe et al., 2020[124]	Adapted	Standerlized use of IPQ[68], and 5 items adapted from SSQ[73], and some self-developed questions	NO	Used "presence"
3	3	Guo et al., 2020[60]	Valid	IEQ[71]	NO	Used "immersion"
4	4	Chen et al., 2017[29]	Valid	IPQ[68]	NO	Used "presence"
5						
6	5	Speicher et al., 2019[139]	Selected items	A single question from SUS[138, 148], and other questions from MASQ[52], UEQ[129], NASA-TLX[62].	YES	Used "presence" and "immersion" interchangeably
7						
8						
9	6	Nielsen et al., 2016[103]	Adapted	3 items adapted from SUS [138, 148]	NO	Used "presence"
10						
11	7	Cao et al., 2020[24]	Self-developed	Self-designed questionnaire including 5 questions	NO	Used "immersion"
12						
13						
14						
15	8	Bala et al., 2019[13]	Valid	Narrative Transportation Scale (NTS)[57]	NO	Used "immersion"
16						
17						
18	9	Dining, 2017[39]	Adapted	Structure adapted from IPQ[68], and a general question from SUS [138, 148]	YES	Used "presence" , "immersion", and "narrative engagement/story presence" interchangeably
19						
20	10	Tong et al., 2022[145]	Valid	Combine UES-SF, 12 items from MOOCs[69], and three-part evaluation from[134]	YES	Used "engagement", "presence" and "immersion" interchangeably
21						
22	11	Gugenheimer et al., 2016 [58]	Valid	Used $E^2I$ questionnaire[84], and RSSQ[75]	NO	Used "presence"
23	12	Lin et al., 2017 [85]	Adapted	Used valid SSQ [73]and simple questions related feeling of presence and enjoyment.	YES	Used "presence" and "engagement" interchangeably
24	13	Norouzi et al., 2021 [105]	Valid	Used SUS[138, 148], UEQ[129], fear of missing out questions[90], Preference Questionnaire[153], and SSQ[73]	NO	Used "presence"

Table 5. Coefficient Studies and Effect Sizes

Coefficient	Studies	Effect sizes	CHE Estimated effects (SE)			
			$\rho = 0$	$\rho = 0.3$	$\rho = 0.6$	$\rho = 0.9$
<b>Modality</b>						
With explicit diegetic guidance	3	3	0.130 (0.336)	0.099 (0.332)	0.069 (0.328)	0.04 (0.325)
With explicit non-diegetic guidance	7	7	0.460 (0.441)	0.467 (0.448)	0.475 (0.455)	0.485 (0.463)
With implicit non-diegetic guidance	6	6	0.255 (0.245)	0.230 (0.258)	0.205 (0.272)	0.180 (0.285)
With agency	2	2	0.344 (0.342)	0.325 (0.341)	0.309 (0.342)	0.295 (0.344)
Limited rotation	2	2	0.991 (0.284)	0.975 (0.288)	0.961 (0.294)	0.950 (0.299)
Forced rotation	6	6	0.360 (0.636)	0.346 (0.636)	0.334 (0.637)	0.321 (0.638)
Wald test p value			0.746	0.740	0.736	0.735
<b>Questionnaire</b>						
Valid (reference group)	5	7				
Adapted	1	4	-0.196 (0.443)	-0.182 (0.451)	-0.169 (0.460)	-0.160 (0.468)
Selected_items	1	3	-0.189 (0.333)	-0.168 (0.330)	-0.146 (0.329)	-0.127 (0.328)
Self_developed	8	12	0.079 (0.179)	0.089 (0.168)	0.100 (0.192)	0.111 (0.199)
Wald test p value			0.926	0.933	0.935	0.930
<b>Terminology</b>						
Not mixed (reference group)	8	13				
Mixed	6	13	-0.530 (0.328)	-0.521 (0.332)	-0.513 (0.337)	-0.505 (0.342)
Wald test p value			0.189	0.199	0.209	0.219
$\hat{T}$			0	0	0	0
$\hat{\omega}$			0.590	0.617	0.649	0.685