

# Is Training Data Quality or Quantity More Impactful to Small Language Model Performance?

Aryan Sajith<sup>1</sup>, Krishna Chaitanya Rao Kathala<sup>1</sup>

<sup>1</sup>University of Massachusetts Amherst

asajith@umass.edu, kkathala@umass.edu

---

## Abstract

This study investigates the relative impact of training data quality versus quantity on the performance of small language models (SLMs), utilizing the TinyStories dataset for empirical analysis. Analysis of dataset variations with respect to size (25% and 50% of the original size) and duplication (controlled rates of 25%, 50%, 75%, and 100%) were performed. Model performance was evaluated based on the validation loss, accuracy, and perplexity metrics. Results indicate training data quality plays a more significant role in the overall performance of SLMs, especially given scale of this experiment. Minimal duplication positively impacted model accuracy (+0.87% increase in accuracy at 25% duplication) without significantly increasing perplexity (+0.52% increase going from 0% to 25% duplication) but excessive duplication led to pronounced performance degradation (-40% drop in accuracy at 100% duplication). The implications of this exploration extend beyond just model performance; training large-scale models imposes significant financial and computational burdens, which can be prohibitive for organizations, individuals, and the public at large, especially in developing countries. Additionally, the energy consumption associated with large-scale training raises environmental concerns. Understanding the relative importance of data quality versus quantity could democratize AI technology, making advanced models more accessible and sustainable for all.

**Code** — [https://github.com/Aryan-Sajith/URV-Data\\_Quantity\\_VS\\_Data\\_Quality-Research/tree/main/data/tinyStories](https://github.com/Aryan-Sajith/URV-Data_Quantity_VS_Data_Quality-Research/tree/main/data/tinyStories)

**Datasets** — <https://drive.google.com/drive/u/1/folders/1gJi6v5nH314OkCwN8xj4oaCpGfy95GvS>

**Original Dataset** — <https://huggingface.co/datasets/roneneldan/TinyStories>

## 1. Introduction

Large Language Models (LLMs) have revolutionized the field of Natural Language Processing (NLP), demonstrating remarkable capabilities across a myriad of tasks such as problem-solving, logical reasoning, and summarization by developing a statistical distribution over a corpus of text and effectively predicting subsequent tokens [9]. However, despite their successes, the internal mechanisms of LLMs remain largely opaque, often functioning as a "black box" where their multi-equational and complex nature makes their decision-making process hard to interpret and understand [9]. This difficulty in interpretability and understandability, along with significant bottlenecks in the scale of training data available for training LLMs, has contributed to various experiments on the comparative importance of training data quantity versus training data quality for LLM performance [1, 2, 3, 4, 5, 6, 7, 8].

Recent research highlights the importance of various aspects of data management, including the quantity and quality of training data [1]. The potential balance between these two critical elements can significantly impact the model's performance and accessibility, making it an essential area of further consideration. Some studies suggest that high-quality data can reduce the need for extensive data quantities, potentially lowering training costs and improving model performance [2, 7]. For instance, refined datasets with stringent filtering and deduplication outperform larger, less curated corpora [6]. Conversely, other research indicates that the sheer volume of training data remains crucial, particularly for ensuring comprehensive model coverage and minimizing overfitting [8]. Further exploration to clarify the relative importance of training data quality versus training data quantity will play a crucial role in the further progression of language models and our understanding of them.

The implications of this exploration extend beyond simply model performance. From a socio-economic perspective, training large-scale models imposes significant financial and computational burdens, which can be prohibitive for organizations, researchers, and individuals in developing countries. The cost of training and

maintaining such models can limit access and contribute to an uneven distribution of language models. Additionally, the energy consumption associated with large-scale training raises environmental concerns [4]. Understanding the relative importance of data quality versus quantity could democratize AI technology, making advanced models more accessible and sustainable.

This line of inquiry leads to a crucial question: Is training data quantity or quality more important for Small Language Models (SLMs)? As highlighted earlier, this question has several implications. Reducing the dependency on extensive data and computational resources could facilitate the creation of more accessible and efficient language model training. By extension, exploring whether smaller models trained with high-quality data can match or exceed the capabilities of larger models is not merely an academic exercise but a pressing need with far-reaching consequences.

This work taps into small language model training by comparing the relative impact of data quantity versus quality for SLMs using the TinyStories dataset, which consists of more than 2 million stories. Our novel approach introduces controlled, induced duplications across different dataset sizes at various rates, providing valuable insights into the subtle effects of inducing training data repetition on model performance. Additionally, this work highlights the potential value of induced duplications as a tool for refining the training of language models. Lastly, by conducting this study on relatively accessible hardware, this work hopes to pave the path for democratized language model training in resource-constrained environments that still exhibit valuable functional competency.

## **2. Methodology**

### *2.1. Data Source*

Based on the work from Eldan and Li, showcasing that SLMs can exhibit emergent properties present in large language models with high quality training data, we utilized their TinyStories dataset released under the CDLA-Sharing-1.0 license for this experiment [5]. All dataset variations we created for this experiment are also open-sourced, free to access and released under the CDLA-Sharing-1.0 license and links to them can be found below the abstract.

### *2.2. Proposed Approach*

To measure the impact of dataset size we created two size-based variations from the original TinyStories dataset with 25% and 50% the number of stories from the baseline dataset. The specific stories chosen were done so stochastically as per our `prepare.py` scripts to avoid positional bias by choosing stories right at the beginning, the end, and so on.

To measure the impact of dataset quality we created several variations at each size level by duplicating an arbitrary story 25%, 50%, 75% and 100% of the time. The stories chosen to duplicate and those chosen to be left behind were, once again, stochastically chosen to minimize bias in the selection process. All stochastic dataset variations and python scripts for non-stochastic variations can be accessed via links below the abstract.

### *2.3. Model Source and Description*

The SLM in this work was trained using the publicly released model nanoGPT, which can be accessed here: <https://github.com/karpathy/nanoGPT>. Said model was released under a MIT license, which was forked for this experiment. The model is a character-level recurrent neural network chosen for its simplicity and ease of setup. Given that the experiment was performed to analyze the impact of training data quality versus training data quantity, said consistent model architecture was utilized throughout this work.

This model leverages many well-established deep learning techniques: Forward propagation of running input sequences through a neural network to calculate loss, backward propagation computation of gradients to update model weights via gradient descent to minimize loss, incrementally changing learning rate due to learning rate decay, and a

multi-layer architecture with attention heads and embeddings appropriate for a character-level predictive model. Key model components are specified below:

- Layers = 4
- Embedding Size = 128
- Number of Parameters = 7.2 million
- Dropout = 0%
- Batch Size = 32
- Block Size(Context Window of Characters) = 128
- Learning Rate = 0.0001
- Maximum Iterations = 1000
- Evaluation Interval = 50
- Evaluation Iterations = 100

To avoid redundancy, other key training specifications for this experiment are specified in the Other key training specifications for this experiment can be found in the forked repository at [https://github.com/Aryan-Sajith/URV-Data\\_Quantity\\_VS\\_Data\\_Quality-Research/blob/main/config/train\\_tinyStories.py](https://github.com/Aryan-Sajith/URV-Data_Quantity_VS_Data_Quality-Research/blob/main/config/train_tinyStories.py) whereas additional auxiliary training settings can be found directly in the main train.py script at [https://github.com/Aryan-Sajith/URV-Data\\_Quantity\\_VS\\_Data\\_Quality-Research/blob/main/train.py](https://github.com/Aryan-Sajith/URV-Data_Quantity_VS_Data_Quality-Research/blob/main/train.py).

#### *2.4. Computer Specs and Setup*

An M1 MacBook Pro with 16 gigabytes of RAM, 1 terabyte of storage, 10 core CPU, and 16 core GPU was used for training these models. The laptop was fully charged and plugged into a power source while training these models.

#### *2.5. Experimental Algorithm*

Specified steps can be found at [https://github.com/Aryan-Sajith/URV-Data\\_Quantity\\_VS\\_Data\\_Quality-Research/tree/main/data/tinyStories](https://github.com/Aryan-Sajith/URV-Data_Quantity_VS_Data_Quality-Research/tree/main/data/tinyStories) and are summarized below:

1. Open the following directory: [https://github.com/Aryan-Sajith/URV-Data\\_Quantity\\_VS\\_Data\\_Quality-Research/tree/main/data/tinyStories](https://github.com/Aryan-Sajith/URV-Data_Quantity_VS_Data_Quality-Research/tree/main/data/tinyStories)
2. Run the main prepare.py script from the following directory: sizes/100-percent-size to prepare the base-line training and evaluation set of data in .txt and .bin formats. The .txt files are utilized for creating further variations of the dataset using other pre-prepare.py scripts whereas the .bin files are utilized for training the model.
3. Run whatever variational prepare.py script was necessary to obtain the specific duplication and size level necessary as found in the sizes/ relative directory.
4. Run the main re-encode.py file with the newly created dataset from the previous step to encode the .txt file into a .bin file for training the model.
5. Modify the relevant file paths to track evaluation measures and training checkpoints. Firstly, change write\_output in ../../config/train\_tinyStories.py for model checkpoint(.. means to jump out one level in the file tree). Secondly, change output\_file in train.py for output file on eval stats.
6. Run the training we ran the following command: `py-thon train.py config/train_tinyStories.py`
7. To retrain and re-evaluate the model we repeated from the third step.

### 3. Analysis

#### 3.1. Model Evaluation

The three main measures of model evaluation used were loss, accuracy, and perplexity relative to the evaluation set. Loss acts as a measure of the model prediction inaccuracy relative to the true output, so lower loss is better. Accuracy acts as a measure of correctly predicted next characters in the sequence, so higher accuracy is better. Perplexity acts as a measure of how “surprised” the model was based on the observed true output, so lower perplexity is better. These measures were calculated within the main train.py file during the evaluation step of the procedure by outputting to a file.

#### 3.2. Data Evaluation

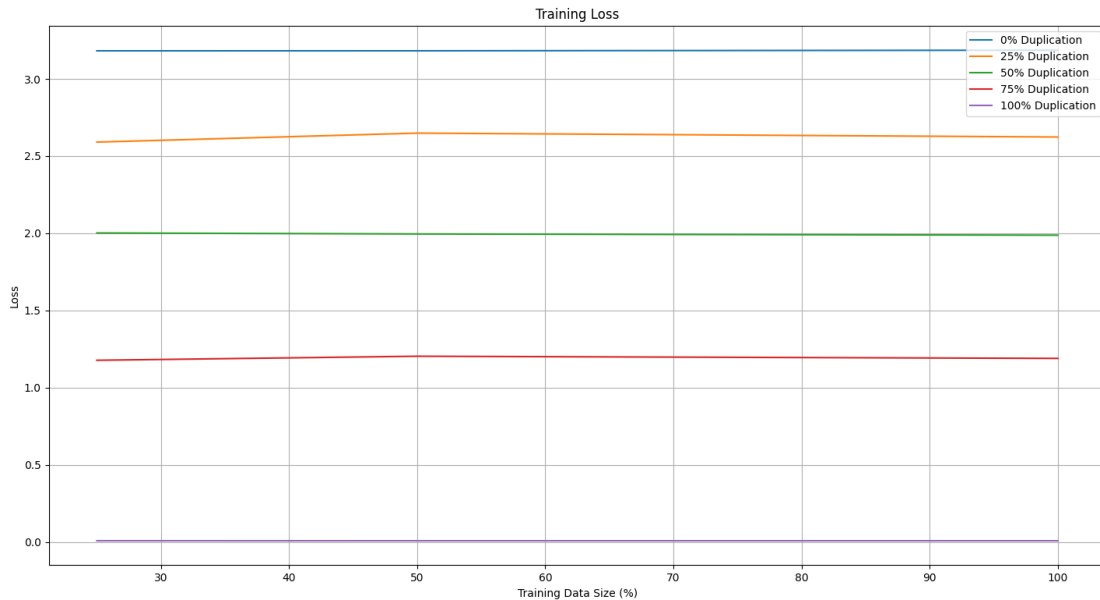


Fig. 1. Training loss data measured across various size and duplication levels

The TinyStories dataset used for this experiment provided a high level of diversity of grammatical structures (verbs, nouns, adjectives, and so on), narrative features (dialogue, morals, plot twists, and so on), and others which is highlighted by the small degree of variance in training loss across the various size levels [5]. Training loss is analyzed as per Figure 1. The biggest difference was noted between the 25% size and 50% size at the 25% duplication level for training loss variance of 0.0582 at about a 2.22% difference. Additionally, the improved training loss across all duplication levels indicates consistent overfitting of the model to increased duplication levels in the training dataset.

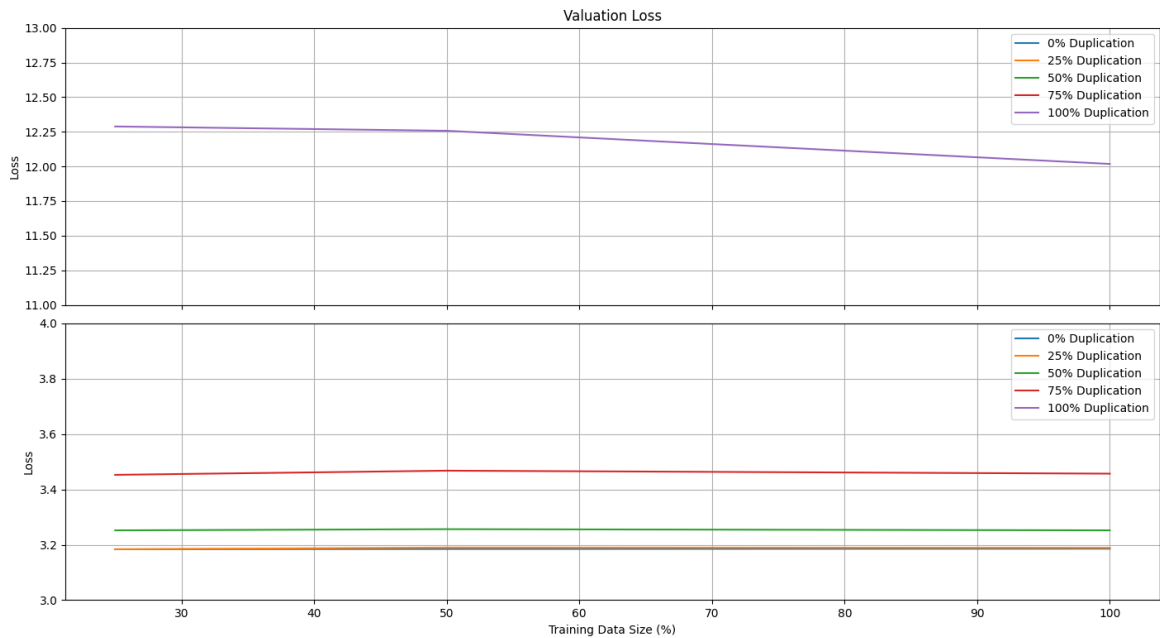


Figure 2: Evaluation loss data measured across various size and duplication levels. A break was used on the y-axis to better visualize data trends.

Evaluation loss is analyzed as per Figure 2. The evaluation loss was largely consistent between the 0% and 25% duplication levels with the largest difference being at size 50% of 0.0051 at about a 0.16% difference. This falls in line with other work that suggests that repetition of training data negatively affects final model performance[8]. It is interesting to note, however, that evaluation loss drastically deteriorates past 50% story duplication, however, retains similar performance at the 25% duplication level and even slightly improves on the evaluation loss from 3.1838 to 3.1836 at the 25% size level. This suggests that minimal levels of duplication may not have a significant negative impact on model performance. As expected, at 100% story duplication and 25% size, the evaluation loss was significantly worse achieving 12.2886 which happened to be the maximal evaluation loss for the whole experiment and fairly similar across all size levels– indicating that with 100% duplication of stories the model overfits significantly albeit training size did seem to alleviate this slightly as the difference between 25% size and 100% size with 100% duplication was 0.2704 at about 2.22% better evaluation loss with increased size. This suggests that increased training dataset size can preserve model performance across datasets of varying quality, which also falls in line with other work [8].

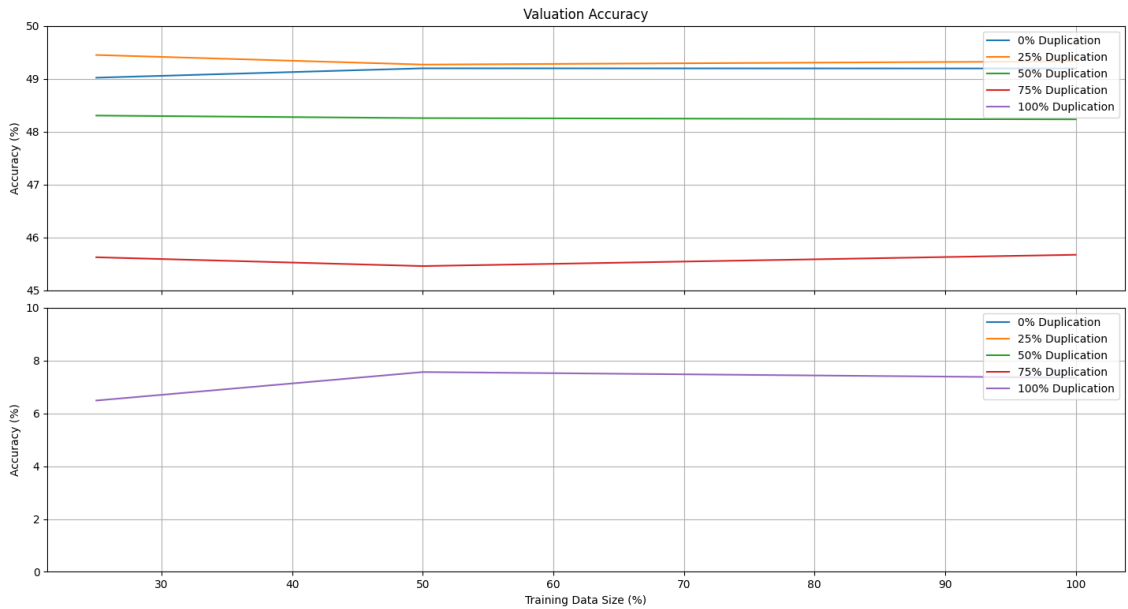


Figure 3: Evaluation accuracy data measured across various size and duplication levels. A break was used on the y-axis to better visualize data trends.

Evaluation accuracy is analyzed as per Figure 3. Interestingly, the evaluation accuracy was improved across all sizes from the 0% duplication to the 25% duplication level. The largest increase was at the 25% size level from 49.02 to 49.45 for a 0.87% increase. This indicates that some level of story-level duplication improves the general accuracy of the model and suggests that artificially induced duplication could play a role in the training data quality for small language models. Also note that evaluation accuracy was largely consistent until the 75% duplication level where about a 3% drop in accuracy occurs. At the 100% duplication level the accuracy plummets by 40% to about 6.5%-7.5% across the various sizes. Again, this falls in line with prior results which indicate that the model overfits to the training dataset especially with limited diversity of training data due to significant levels of duplication.

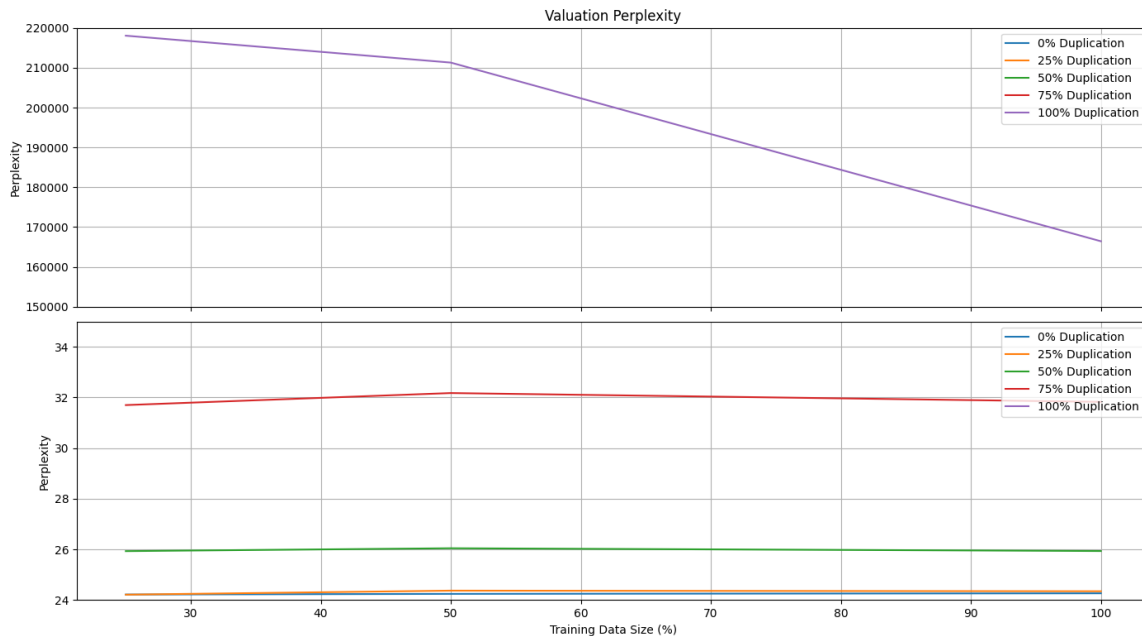


Figure 4: Evaluation perplexity data measured across various size and duplication levels. A break was used on the y-axis to better visualize data trends.

Lastly, evaluation perplexity is analyzed as per Figure 4. The evaluation perplexity was largely consistent across all sizes at 0%-25% duplication levels. This follows the prior data trends which suggest that minimal levels of duplication have limited negative effects and, in some cases, positive effects on model performance. In this case, perplexity worsened at the 50% and 100% size levels when going from 0% to 25% duplication; however, it improved at the 25% size level by 0.02%. The largest decrease across 0% and 25% duplication levels was at 50% size by 0.53%. This suggests that some minimal level of duplication has a net negligible effect on model performance and falls in line with other work [7]. As expected, a drastic falloff in perplexity occurs at the 100% duplication level whereas relatively similar levels of perplexity can be observed from 0% - 50% levels of duplication, suggesting that SLMs are either resilient to certain levels of duplication or somehow benefit from some level of story-level duplication regarding general performance.

## 4. Limitations and Future Directions

### 4.1. Model and Dataset Constraints

Firstly, experiments conducted in this study were limited to small language models (SLMs), the TinyStories dataset and a relatively low quantity of training data. For example, the largest difference between dataset size levels was observed for valuation perplexity going from the 25% size level to the 100% size level with a 26.86% improvement in model performance (can be observed in figure 4). Aside from this, no significant changes were found across varying size levels. Thus, the results may not generalize to larger language models or datasets of larger scale with varying characteristics. This limitation restricts the broader applicability of the findings to other contexts within the field of Natural Language Processing (NLP). Scaling up this study to larger datasets with larger models still within the scope of public affordability could yield novel insights.

Secondly, the dataset variations created by stochastic selection and duplication processes were designed to avoid positional biases; however, the proposed methods may still introduce unintended biases or fail to capture the full diversity of the original dataset. Additionally, the specific variations chosen do not represent all possible forms of data quality and quantity combinations, such as toxicity filtering, data age, and others [1]. Testing the importance of various data quality measures beyond duplication may provide interesting, varied results.

#### *4.2. Experimental Setup*

Firstly, the training was conducted on a laptop, specifically an M1 MacBook Pro, with 16 GB of RAM, a 1 TB SSD, a 10-core CPU, and a 16-core GPU. While this setup offers more computational power than traditional lower-end hardware, which opens even more interesting and excellent opportunities for alternative or lower-end hardware extensions to our work, it still does not match the specialized, high-end GPUs typically used in deep learning research. These hardware limitations likely impacted both the efficiency of the training process and the final model performance. However, the successful use of an M1 MacBook Pro highlights an important consideration: Meaningful progress in language model development can be made without access to prohibitively expensive, dedicated GPUs.

This finding is particularly significant in the context of accessibility. By demonstrating that lower-end computers, possibly equipped with alternative CPUs and GPUs, can still be effective for training models, we broaden the potential for participation in AI research. Individuals or institutions with limited resources can contribute to the field, promoting a more inclusive and diverse research community. Expanding the scope and access of language model usage has even wider social implications. As language models become more integral to various applications, from education to healthcare, ensuring that these technologies are available to a wider population is crucial. The ability to develop and deploy models in local languages and cultural contexts can significantly enhance the relevance and effectiveness of AI in addressing community specific challenges. For instance, in regions where linguistic diversity is high, the ability to train models on localized datasets using affordable hardware can empower communities to create tools that reflect their unique linguistic and cultural needs.

Lastly, the study employed a character-level recurrent neural network model with the configurations detailed in the methodology section. The choice of model architecture and hyperparameters played a crucial role in the final performance. Exploring different architectures or settings could yield varying results, as evidenced by the primary work from which the TinyStories dataset was created [5]. This opens up exciting possibilities for future studies using other lower-spec hardware and more accessible setups, which could provide valuable insights into the trade-offs between computational power and model performance, further contributing to this line of research.

#### *4.3. Performance Metrics*

Firstly, the performance metrics used were based on validation loss, accuracy, and perplexity. While these metrics are standard, they may not capture all aspects of model performance, such as robustness, interpretability, or specific application-based effectiveness. Future studies could incorporate a broader range of evaluation metrics to provide a more comprehensive assessment of model performance.

Secondly the study introduced controlled duplications at various rates to measure their impact on model performance. While this approach provides insights into the effects of duplication, it does not account for other potential quality issues in the dataset, such as noise, errors, or inconsistencies that might arise in real-world data scenarios. Additionally, whether artificially induced duplication diminishes model performance in the same fashion that deduplication increases model performance is an interesting research direction to consider.

#### *4.4. Long-Term Implications*

The study focuses on immediate performance metrics without considering the long-term implications of training data quality and quantity on model maintenance, updates, and real-world deployment. Future work could explore how



these factors, alongside the findings of this work, influence the real-world usage of SLMs, especially in low-income, middle-income, and underserved communities.

## 5. Conclusion

In summary, while this study provides valuable insights into the relative importance of training data quality versus quantity for Small Language Models (SLMs), it is constrained by several factors, including model and dataset limitations, experimental setup, and evaluation metrics. Addressing these limitations in future research could enhance the understanding and application of these findings to a broader range of models and real-world applications in the accessible computing sphere.

Empirical analysis, using the TinyStories dataset, indicates that training data quality plays a more important role in the performance of SLMs than training data quantity, especially at the scale of this experiment. Minimal duplication positively impacted model accuracy(+0.87% increase in accuracy at 25% duplication) without significantly increasing perplexity(+0.52% increase going from 0% to 25% duplication) but excessive duplication led to pronounced performance degradation(-40% drop in accuracy at 100% duplication). These insights are pivotal, as they suggest that strategic improvements in data quality can offset the need for extensive data quantities, thus lowering the financial and computational burdens associated with large-scale model training. This reduction in cost and compute resources is crucial for democratizing access to language models, making them more sustainable and accessible, especially in resource constrained settings and lower-income, middle-income, and underserved communities. Further research should expand the exploration of these dynamics, considering different model architectures, broader metrics, beneficial yet accessible scale, and more to understand the full implications that training data form can have on model performance and accessibility.

## 6. Acknowledgements

This work was supported by the Undergraduate Research Volunteers (URV) program, offered by the University of Massachusetts Amherst, and my URV research mentor Krishna Chaitanya Rao Kathala.

## References

- [1] Wang, Zige, Wanjun Zhong, Yufei Wang, Qi Zhu, Fei Mi, Baojun Wang, Lifeng Shang, Xin Jiang, Qun Liu. (2024) "Data Management for Training Large Language Models: A Survey." SIGMOD/PODS '24: Companion of the 2024 International Conference on Management of Data.
- [2] Kaddour, Jean (2023) "The MiniPile Challenge for Data-Efficient Language Models." arXiv preprint <https://doi.org/10.48550/arXiv.2304.08442>.
- [3] Gunasekar, Suriya, Yi Zhang, Jyoti Aneja, Caio César Teodoro Mendes, Allie Del Giorno, Sivakanth Gopi, Mojan Javaheripi, Piero Kauffmann, Gustavo de Rosa, Olli Saarikivi, Adil Salim, Shital Shah, Harkirat Singh Behl, Xin Wang, Sébastien Bubeck, Ronen Eldan, Adam Tauman Kalai, Yin Tat Lee, Yuanzhi Li. (2023) "Textbooks Are All You Need." arXiv preprint <https://arxiv.org/abs/2306.11644>
- [4] Abbas, Amro, Kushal Tirumala, Dániel Simig, Surya Ganguli, and Ari S. Morcos. (2023) "SemDeDup: Data-efficient learning at web-scale through semantic deduplication." arXiv preprint <https://arxiv.org/abs/2303.09540>
- [5] Eldan, Ronan, Yuanzhi Li. (2023) "TinyStories: How Small Can Language Models Be and Still Speak Coherent English?" arXiv preprint <https://arxiv.org/abs/2305.07759>
- [6] Penedo, Guilherme, Quentin Malartic, Daniel Hesslow, Ruxandra Cojocaru, Hamza Alobeidli, Alessandro Cappelli, Baptiste Pannier, Ebtesam Almazrouei, Julien Launay. (2023) "The RefinedWeb Dataset for Falcon LLM: Outperforming Curated Corpora with Web Data Only." Advances in Neural Information Processing Systems 36 (NeurIPS 2023).
- [7] Marion, Max, Ahmet Üstün, Luiza Pozzobon, Alex Wang, Marzieh Fadaee, Sara Hooker. (2023) "When Less is More: Investigating Data Pruning for Pretraining LLMs at Scale." NeurIPS Attributing Model Behavior at Scale

(ATTRIB) Workshop.

[8] Xue, Fuzhao, Yao Fu, Wangchunshu Zhou, Zangwei Zheng, Yang You. (2023) “To Repeat or Not To Repeat: Insights from Scaling LLM under Token-Crisis.” NIPS '23: Proceedings of the 37th International Conference on Neural Information Processing Systems.

[9] Zhao, Haiyan, Hanjie Chen, Fan Yang, Ninghao Liu, Huiqi Deng, Hengyi Cai, Shuaiqiang Wang, Dawei Yin, Mengnan Du. (2024) “Explainability for Large Language Models: A Survey.” ACM Transactions on Intelligent Systems and Technology, Volume 15, Issue 2: 1-38.