

Ensemble Learning via Knowledge Transfer for CTR Prediction

Honghao Li
salmon1802li@gmail.com
Anhui University
Hefei, Anhui Province, China

Yi Zhang
zhangyi.ahu@gmail.com
Anhui University
Hefei, Anhui Province, China

Yiwen Zhang*
zhangyiwen@ahu.edu.cn
Anhui University
Hefei, Anhui Province, China

Lei Sang
sanglei@ahu.edu.cn
Anhui University
Hefei, Anhui Province, China

Abstract

Click-through rate (CTR) prediction plays a critical role in recommender systems and web searches. While many existing methods utilize ensemble learning to improve model performance, they typically limit the ensemble to two or three sub-networks, with little exploration of larger ensembles. In this paper, we investigate larger ensemble networks and find three inherent limitations in commonly used ensemble learning method: (1) performance degradation with more networks; (2) sharp decline and high variance in sub-network performance; (3) large discrepancies between sub-network and ensemble predictions.

To simultaneously address the above limitations, this paper investigates potential solutions from the perspectives of Knowledge Distillation (KD) and Deep Mutual Learning (DML). Based on the empirical performance of these methods, we combine them to propose a novel model-agnostic Ensemble Knowledge Transfer Framework (EKTF). Specifically, we employ the collective decision-making of the students as an abstract teacher to guide each student (sub-network) towards more effective learning. Additionally, we encourage mutual learning among students to enable knowledge acquisition from different views. To address the issue of balancing the loss hyperparameters, we design a novel examination mechanism to ensure tailored teaching from teacher-to-student and selective learning in peer-to-peer. Experimental results on five real-world datasets demonstrate the effectiveness and compatibility of EKTF. The code, running logs, and detailed hyperparameter configurations are available at: <https://github.com/salmon1802/EKTF>.

CCS Concepts

• **Information systems** → **Recommender systems**.

*Corresponding author

Permission to make digital or hard copies of all or part of this work for personal or classroom use is granted without fee provided that copies are not made or distributed for profit or commercial advantage and that copies bear this notice and the full citation on the first page. Copyrights for components of this work owned by others than the author(s) must be honored. Abstracting with credit is permitted. To copy otherwise, or republish, to post on servers or to redistribute to lists, requires prior specific permission and/or a fee. Request permissions from permissions@acm.org.
Conference acronym 'XX, June 03–05, 2018, Woodstock, NY

© 2018 Copyright held by the owner/author(s). Publication rights licensed to ACM.
ACM ISBN 978-1-4503-XXXX-X/18/06
<https://doi.org/XXXXXXXX.XXXXXXX>

Keywords

Knowledge Distillation, Deep Mutual Learning, Recommender Systems, CTR Prediction

ACM Reference Format:

Honghao Li, Yiwen Zhang, Yi Zhang, and Lei Sang. 2018. Ensemble Learning via Knowledge Transfer for CTR Prediction. In *Proceedings of Make sure to enter the correct conference title from your rights confirmation email (Conference acronym 'XX)*. ACM, New York, NY, USA, 10 pages. <https://doi.org/XXXXXXXX.XXXXXXX>

1 Introduction

Knowledge Distillation (KD) [13] is a widely adopted knowledge transfer method aimed at transferring knowledge from a large teacher model to a smaller student model to enhance the performance of the student model, as shown in Figure 1 (a). Deep Mutual Learning (DML) [44] discards the traditional teacher model, effectively turning the students into each other's teachers, and establishes multiple student models. It encourages these models to learn from each other, thereby facilitating peer-to-peer knowledge transfer, as illustrated in Figure 1 (b). Overall, these knowledge transfer methods are designed to provide additional supervision signals to student models, thereby enhancing their performance and achieving significant advancements across various fields [8, 21]. For click-through rate (CTR) prediction tasks, ensemble learning is an effective strategy for enhancing performance [9, 22, 40, 49]. Consequently, most CTR models [17, 20, 26, 48] attempt to construct multiple *parallel and independent* sub-networks, as illustrated in Figure 1 (c). The figure shows that these sub-networks *only* receive *1-bit* click signal supervision, which is insufficient for guiding the models to make accurate predictions [23]. Theoretically, the additional supervision signals introduced by KD and DML to the student models can effectively address this limitation.

In this paper, we aim to investigate the specific manifestations of limitations in ensemble learning for CTR prediction tasks and explore potential solutions. To this end, we first conduct an empirical analysis of the limitations in ensemble learning and derive the following three findings (limitations) in Section 3.1:

- **Finding 1: Performance degradation with more networks.** Some studies on scaling laws [15] suggest that in large language models, performance tends to improve as the number of parameters increases. However, we observe an opposite trend in CTR prediction, where the more sub-networks are included in the ensemble, the lower the overall model performance becomes.

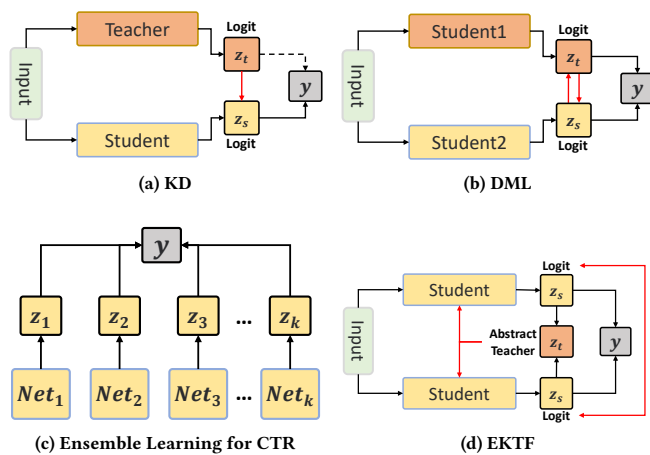


Figure 1: Comparison of knowledge distillation, deep mutual learning, and ensemble learning methods.

- **Finding 2: Sharp decline and high variance in sub-networks performance.** In addition to exploring the performance of the ensemble model, we also investigate the performance trends of individual sub-networks. We find that as the number of sub-networks increases, their performance declines more sharply compared to the ensemble. Moreover, there is a significant variance between the best and worst-performing sub-networks.
- **Finding 3: Large discrepancies between sub-network and ensemble prediction.** We observe a significant gap between the performance of individual sub-networks and the ensemble model, with this gap increasing as the number of sub-networks grows, even reaching as high as 6% (where a performance difference of over 0.1% is typically considered significant in CTR prediction tasks [19, 40, 48]). This reduces the model’s flexibility in practical applications. Ideally, if we could train sub-networks that perform comparably to the ensemble, we could deploy sub-networks when lower model complexity is required and use the ensemble when higher performance is needed.

To address the above three limitations, we investigate how KD and DML can mitigate these issues from their respective perspectives. Specifically, we treat the multiple sub-networks in CTR as student networks and introduce the core idea of KD and DML. In KD, designing an effective teacher model is a challenging task. Previous studies [4, 25] have shown that more complex or larger models do not always serve as effective teachers. Moreover, even with a well-designed teacher, challenges remain in hyperparameter tuning and selecting appropriate training strategies. Therefore, we employ the collective decision-making of the student networks as an abstract teacher to guide the learning of each sub-network. Our empirical findings show that this KD-based ensemble learning approach mitigates the limitations outlined in Findings 1 & 2. For DML, each sub-network receives supervision from the ground truth labels while being encouraged to learn from each other. Empirical results show that although DML does not address the limitation in

Finding 1, it further improves the performance of individual sub-networks compared to KD, thereby better addressing the limitations in Findings 2 & 3.

To simultaneously address the above limitations, a simple idea is to integrate KD and DML, with the latter helping to resolve the issue of insufficient communication among students in KD. However, this simplistic idea has a gap between theory and practice. For example, how should we set appropriate hyperparameters when faced with a search space of $O(K)$ (a teacher supervising K students) and $O(K(K-1))$ (K students learning from each other)? To address this, we propose a novel loss adaptive balancing mechanism, called the **examination mechanism**, which helps teachers tailor their instruction and enables students to selectively learn from each other, thereby avoiding knowledge conflicts [10].

Therefore, we propose the **Ensemble Knowledge Transfer Framework (EKTF)**, with its architecture illustrated in Figure 1 (d). EKTF abandons the approach of designing explicit teacher models and instead utilizes the collective decision-making of students as an abstract teacher. This facilitates the generation of high-quality soft targets to guide the learning of multiple student models (sub-networks), aiming to distill group knowledge into individual students. Meanwhile, EKTF also encourages mutual learning among students, helping each student model gain knowledge from different views. Through the examination mechanism, we adaptively weight the distillation loss and mutual learning loss, enabling tailored teaching by the teacher and selective learning by peer-to-peer.

The core contributions of this paper are summarized as follows:

- We empirically unravel three limitations of ensemble learning in CTR prediction and explore solutions to these limitations from the perspective of KD and DML.
- We propose a novel model-agnostic Ensemble Knowledge Transfer Framework (EKTF), by enhancing and integrating the core idea of knowledge distillation and deep mutual learning.
- We design a novel examination mechanism that balances the weights between multiple losses to ensure tailored teaching from teacher-to-student and selective learning in peer-to-peer.
- We conduct comprehensive experiments on five real-world datasets to demonstrate the effectiveness, compatibility, and flexibility of the EKTF.

2 Related Work

2.1 CTR Prediction

Effectively capturing feature interactions is a crucial method for improving performance in CTR prediction tasks. Traditional CTR models, such as LR [32] and FM [30], can only capture low-order feature interactions, which limits their performance. With the rise of deep learning, several works [2, 5, 12] have demonstrated that multilayer perceptrons (MLP) can capture high-order feature interactions, leading to further performance improvements. As a result, recent CTR models have begun ensemble different sub-networks to capture both low-order and high-order feature interactions simultaneously (e.g., DeepFM [9], DCNv2 [40], Wide & Deep [2], xDeepFM [22], FinalMLP [26], GDCN [37], etc.). Additionally, some works attempt to ensemble sub-networks from different semantic spaces or views [17, 18, 33, 48]. However, most of the above works ensemble only two to three sub-networks, with limited exploration

of methods that ensemble a larger number of sub-networks. The relationship between the performance of individual sub-networks and the overall model also remains unclear. Therefore, this paper aims to explore the limitations of larger ensemble learning methods and address them through our proposed framework.

2.2 Knowledge Transfer for CTR Prediction

KD [13] and DML [44] aim to transfer knowledge between different networks to improve model performance [8, 21, 44]. Both methods have achieved significant advances in computer vision and natural language processing [4, 10, 11, 25, 45]. Recently, there have also been some developments in applying KD to CTR prediction. [49] first introduces KD into CTR prediction, using an ensemble of teachers to enhance the performance of the student model. [35] distills information captured by DNN into a graph model, improving performance while maintaining the high inference efficiency. [6] introduces a bridge model between the student and teacher to facilitate student learning. [24] transfers positional knowledge from the teacher model to the student model.

In contrast, there has been limited exploration of combining DML with CTR prediction. [43] is the first to introduce DML into CTR prediction, using DML to further fine-tune pre-trained models. However, this paper aims to explore how KD and DML can address the limitations of ensemble learning.

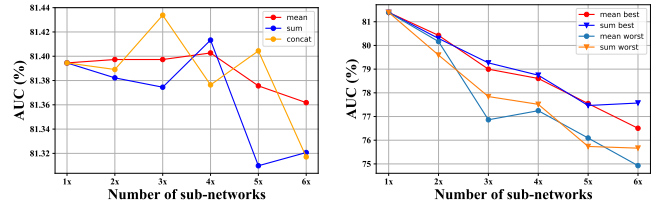
3 Optimizing Ensemble Learning for CTR Prediction: From Limitation to Solutions

3.1 The Limitations of Large Ensembles in CTR Prediction

Ensemble learning [7] is a commonly used paradigm for performance enhancement in CTR prediction tasks [20]. Most CTR models employ simple operations such as summation [9, 22], averaging [19, 48], or concatenation [39, 40] to aggregate the predictions of multiple sub-networks, thereby improving model performance. The formalization of these ensemble methods is as follows:

$$\hat{y} = \text{Ensemble}(\hat{y}_{s,1}, \hat{y}_{s,2}, \dots, \hat{y}_{s,k}), \quad (1)$$

where $\hat{y}_{s,k}$ represents the prediction result of the k -th sub-network (student network), and Ensemble denotes different fusion functions. However, these ensemble methods often only fuse the predictions from two sub-networks [9, 19, 37] and lack exploration into the scaling laws for more sub-networks. Therefore, we monitor the impact of the aforementioned three common fusion methods on the performance of different numbers of sub-networks, as shown in Figure 2. We have the following findings¹:



(a) Ensemble prediction result \hat{y}

(b) Best and worst sub-network.

Figure 2: The performance changes of different ensemble methods on the Criteo dataset. Due to the inability of the concatenation method to compute sub-network predictions, it is omitted in (b).

Finding 1 (Limitation). Performance degradation with more networks: From Figure 2 (a), we observe that, regardless of the ensemble method used, the ensemble prediction performance of the model gradually decreases as the number of sub-networks increases. Furthermore, the sum and concat methods exhibit greater instability compared to the mean method.

Finding 2 (Limitation). Sharp decline and high variance in sub-networks performance: As shown in Figure 2 (b), the performance of the sub-network degrades more significantly as the number of sub-networks increases. Meanwhile, there exists a substantial variance in the performance of sub-networks.

Finding 3 (Limitation). Large discrepancies between sub-network \hat{y}_s and ensemble prediction \hat{y} : Synthesizing the experimental results from Figure 2, we observe that even the best-performing sub-networks exhibit significant discrepancies compared to the ensemble predictions results in \hat{y} . For instance, with a 6x sub-network configuration, the performance gap between the mean method ensemble \hat{y} and best \hat{y}_s reaches 6%. In CTR prediction tasks, a performance difference of 0.1% is considered significant [26, 40, 50]. This means that we can only use the model after ensemble, which reduces model flexibility.

Some studies on scaling laws [15] suggest that model performance typically improves with an increase in the number of parameters, and may even exhibit emergent phenomena [42]. In contrast, our experimental results contradict this conclusion. We hypothesize that the reason for this phenomenon and findings 1 to 3 might be due to the fact that multiple sub-networks learn in parallel and independently, only receiving supervision signals from the true label y , while neglecting the potential contributions of other sub-networks to their own performance improvement. Additionally, it is worth noting that if we can reduce the performance gap between the sub-networks \hat{y}_s and the ensemble prediction \hat{y} , we can achieve

¹To ensure a fair comparison, all experiments in Section 3 are conducted using MLPs with the same homogeneous architecture.

a more flexible ensemble model. When higher performance is required, we can employ the ensemble model; conversely, when lower model complexity is needed, we can utilize the best-performing student model. Therefore, addressing these limitations holds considerable practical value, we attempt to further explore it from the perspectives of knowledge distillation and deep mutual learning.

3.2 Enhancing Ensemble Learning via Knowledge Distillation

The core idea of knowledge distillation [8, 21] is to transfer knowledge from a complex and high-performing teacher model to a student model (i.e., teacher-to-student), thereby enhancing the latter’s performance. However, designing and training an effective teacher model is a complex and time-consuming process. It requires significant computational resources and carefully tuned hyperparameters to ensure the teacher model provides a sufficient performance advantage when guiding student models. Consequently, we attempt to use the ensemble predictions results \hat{y} as an abstract teacher to guide the learning process of each student (sub-network). The total loss \mathcal{L}_{KD-CTR} is as follows:

$$\begin{aligned} \hat{y}_t &= \text{Mean}(\hat{y}_{s,1}, \hat{y}_{s,2}, \dots, \hat{y}_{s,k}), \\ \mathcal{L}_{KD}^k &= \lambda_k \cdot \mathcal{L}_{MSE}(\hat{y}_t, \hat{y}_{s,k}) = \frac{\lambda_k}{N} \sum_{i=1}^N (\hat{y}_{t,i} - \hat{y}_{s,k,i})^2, \\ \mathcal{L}_{CTR}(\hat{y}_t) &= -\frac{1}{N} \sum_{i=1}^N (y \log(\hat{y}_{t,i}) + (1-y) \log(1-\hat{y}_{t,i})), \\ \mathcal{L}_{KD-CTR} &= \mathcal{L}_{CTR}(\hat{y}_t) + \sum_{k=1}^K \mathcal{L}_{KD}^k, \end{aligned} \quad (2)$$

where y denotes the true labels, N denotes the batch size, K is the number of sub-networks, λ is a hyperparameter that balances the weight of the loss, $y_{t,i}$ represents the prediction result of the teacher model for the i -th sample, and $\hat{y}_{s,k,i}$ denotes the prediction result of the k -th student model for the i -th sample. From Equation 2, it can be observed that due to the introduction of \mathcal{L}_{KD} , the different student networks (sub-networks) not only receive guidance from the true labels y but also supervision signals from the teacher model \hat{y} , which is an abstract entity formed by collective decision-making of the student models. Therefore, this method of knowledge distillation provides additional supervision signals for student models. To empirically validate its effectiveness, we use the more stable mean operation as the abstract teacher. The specific experimental results are shown in Figure 3. We have the following conclusions:

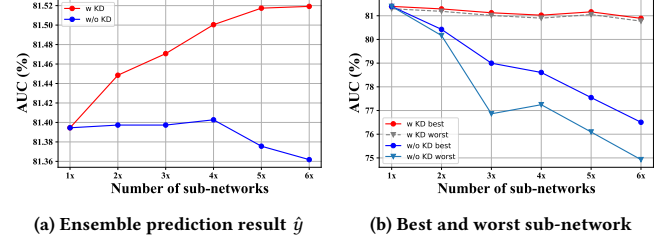


Figure 3: The performance changes of ensemble learning enhanced by knowledge distillation on the Criteo dataset.

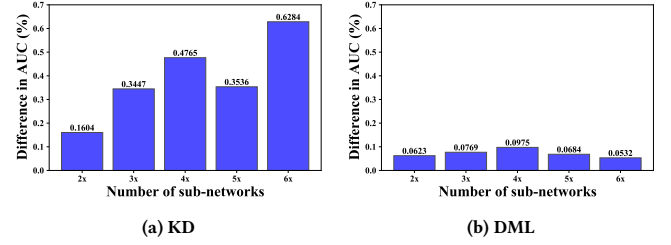


Figure 4: The performance differences between best sub-network \hat{y}_s and ensemble prediction \hat{y} .

Finding 4 (Solution). Knowledge distillation is good medicine for Finding 1 & 2: As shown in Figure 3 (a), knowledge distillation facilitates the ensemble model to satisfy the scaling laws, leading to an overall improvement in model performance as the parameter count increases. In other words, knowledge distillation helps to address the limitation we identified in Finding 1. Moreover, as demonstrated in Figure 3 (b), knowledge distillation moderately mitigates the decline and high variance in sub-network performance, as noted in our Finding 2.

Although knowledge distillation via teacher-to-student effectively addresses the limitations mentioned in Findings 1 & 2, as demonstrated in Figure 4 (a), it still struggles to resolve Finding 3, which concerns the substantial performance gap between the teacher and student models. Therefore, we further explore the impact of deep mutual learning via peer-to-peer on sub-network performance.

3.3 Enhancing Ensemble Learning via Deep Mutual Learning

The core idea of deep mutual learning [44] aims to facilitate knowledge transfer between peer-to-peer, where each student model serves as a teacher to others. Meanwhile, each sub-network directly receives supervision signals from true labels y . Compared to traditional knowledge distillation, this training method promotes direct communication between sub-networks rather than extracting knowledge from a teacher model. The total loss $\mathcal{L}_{DML-CTR}$ is

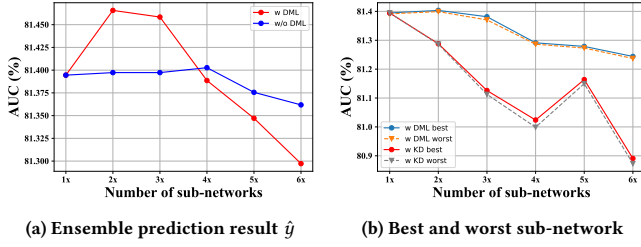


Figure 5: The performance changes of ensemble learning enhanced by deep mutual learning on the Criteo dataset.

as follows:

$$\mathcal{L}_{DML}^k = \sum_{l=1, l \neq k}^K \mu_{k,l} \cdot \mathcal{L}_{MSE}(\hat{y}_{s,l}, \hat{y}_{s,k}), \quad (3)$$

$$\mathcal{L}_{DML-CTR} = \sum_{k=1}^K \left(\mathcal{L}_{CTR}(\hat{y}_{s,k}) + \mathcal{L}_{DML}^k \right),$$

where μ represents the intensity of knowledge acquisition from multiple peers². From Equation 3, it is evident that the introduction of \mathcal{L}_{DML}^k enhances direct communication among student models, which helps to mitigate parallel and independent limitations between multiple sub-networks. To empirically assess its impact on ensemble learning, we conduct experimental validation, the results of which are shown in Figure 5 and 4 (b). Our findings include the following:

Finding 5 (Solution). Deep mutual learning is good medicine for Finding 2 & 3: As depicted in Figure 5, although deep mutual learning does not alleviate the limitation identified in Finding 1, it better mitigates the limitation of significant performance degradation and excessive variance among sub-networks compared to KD, as indicated in Finding 2. Moreover, while the ensemble prediction performance of deep mutual learning is lower than that of KD, the performance of its individual sub-networks is superior to KD, which undoubtedly addresses the limitation noted in Finding 3. The experimental results presented in Figure 4 (b) further substantiate this point.

To address our Findings 1 to 3 simultaneously, a simple idea is to combine KD with DML, where students are guided by both an abstract teacher and true labels, while also learning from each other. However, this simple idea introduces an additional limitation:

²In Section 3.3, we follow the [44] and set $\mu = \frac{1}{K}$.

Finding 6 (limitation). Manual parameter tuning is impractical. Equations 2 and 3 both require the loss balancing hyperparameters λ and μ . The search spaces for these hyperparameters are $O(K)$ and $O(K(K-1))$ respectively, making manual tuning of these hyperparameters impractical. Therefore, a new adaptive loss balancing mechanism is needed to facilitate tailored teaching from teacher-to-student and selective learning in peer-to-peer.

3.4 Examination Mechanism

To address Finding 6, we propose an examination mechanism that utilizes the absolute difference between the predictions of the sub-networks and the true labels as a quantitative measure of model learning progress. The formulation is as follows:

$$S_k = 1 - \|y - \hat{y}_{s,k}\|, \quad (4)$$

where S_k represents the examination score of the k -th sub-network, a smaller S_k indicates better learning progress for that sub-network, and vice versa. Intuitively, when a teacher identifies a student with a low score, the mechanism enhances the instructional intensity directed toward that student. Simultaneously, during peer-to-peer learning, students should preferentially learn from their more capable peers while reducing the influence of lower-performing ones to prevent knowledge conflicts [10]. The introduction of the examination mechanism into λ and μ is shown as follows:

$$\lambda_k = \text{Softmin}(S_k) = \frac{\exp(-S_k)}{\sum_{i=1}^K \exp(-S_i)}, \quad (5)$$

$$\mu_{k,l} = \text{Softmax}(S_l - S_k) = \frac{\exp(S_l - S_k)}{\sum_{l=1, l \neq k}^K \exp(S_l - S_k)},$$

3.5 Ensemble Knowledge Transfer Framework

By integrating the above methods, we propose an ensemble knowledge transfer framework (EKTF) that can be expanded to include an infinite number of student networks. The specific architecture is illustrated in Figure 6. Initially, We extract the following three types of data and convert them into multi-field categorical features, which are then subjected to one-hot encoding:

- *User profiles* (x_U): age, gender, occupation, etc.
- *Item attributes* (x_I): brand, price, category, etc.
- *Context* (x_C): timestamp, device, position, etc.

We can define a CTR input sample in the tuple data format: $X = \{x_U, x_I, x_C\}$. Further, most CTR prediction models [17, 33, 34] utilize an embedding layer to transform them into low-dimensional dense vectors: $\mathbf{e}_i = E_i x_i$, where $E_i \in \mathbb{R}^{d \times s_i}$ and s_i separately indicate the embedding matrix and the vocabulary size for the i -th field, d represents the embedding dimension. After that, we concatenate the individual features to get the input $\mathbf{h} = [\mathbf{e}_1, \mathbf{e}_2, \dots, \mathbf{e}_f]$ to the student networks. Upon receiving the prediction results $\hat{y}_{s,k} = \text{Network}_k(\mathbf{h})$ from each student network and the true labels, we integrate the ideas of KD and DML, incorporating the examination mechanism to derive our final loss function:

$$\mathcal{L}_{EKTF} = \frac{1}{K} \sum_{k=1}^K \mathcal{L}_{CTR}(\hat{y}_{s,k}) + \sum_{k=1}^K \mathcal{L}_{KD}^k + \frac{1}{K} \sum_{k=1}^K \mathcal{L}_{DML}^k, \quad (6)$$

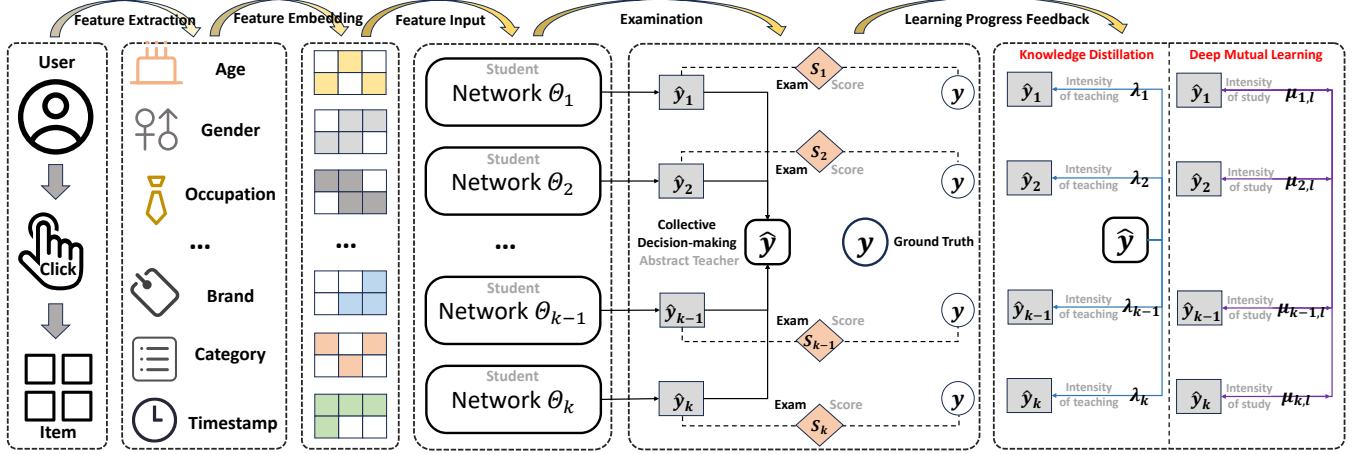


Figure 6: The workflow for the ensemble knowledge transfer framework (EKTF).

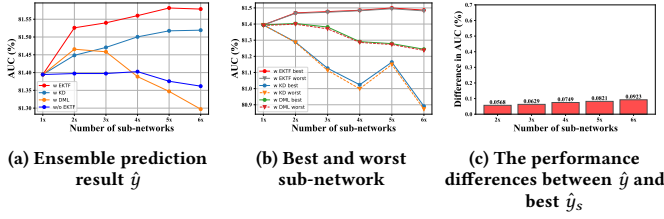


Figure 7: Comparison of EKTF with KD and DML in addressing Finding 1 to 3 on the Criteo dataset.

To validate whether our proposed EKTF simultaneously addresses the limitations in Findings 1 to 3 above, we conduct further experiments. Figure 7 (a) demonstrates that the ensemble prediction result \hat{y} of EKTF consistently outperforms both the single KD and DML, thereby resolving Finding 1. Figure 7 (b) indicates that the performance variations of EKTF’s sub-network performance vary more smoothly and with less variance, thus solving Finding 2. Lastly, Figure 7 (c) shows that the prediction result \hat{y} differs from the best student network’s prediction \hat{y}_s by less than 0.1%, thus resolving Finding 3. Therefore, this validates our hypothesis regarding the causes of Findings 1 to 3. Meanwhile, we further average \mathcal{L}_{CTR} and \mathcal{L}_{DML} rather than simply summing them. This approach ensures that the training is predominantly guided by the stable teacher model and helps reduce the instability caused by fluctuations in early loss. Additionally, we find that using an ensemble of student models with heterogeneous architectures can further improve the performance of the model, which will be elaborated further in Section 4.

4 Experiments

In this section, we conduct comprehensive experiments on six CTR prediction datasets to validate the effectiveness and compatibility of our proposed EKTF. We aim to address the following research questions (RQs):

- **RQ1** If homogeneous or heterogeneous networks are used as student models in EKTF, how do they perform? Do they perform well on large-scale and highly sparse datasets?
- **RQ2** How do the various components of the EKTF affect performance?
- **RQ3** How is EKTF compatibility and flexibility?
- **RQ4** Does EKTF outperform other knowledge transfer methods?

4.1 Experiment Setup

4.1.1 Datasets. We evaluate EKTF on five CTR prediction datasets: Criteo³ [50], ML-1M⁴ [34], KDD12⁵ [34], iPinYou⁶ [29], and KKBox⁷ [47]. Table 1 provides detailed information about these datasets. A more detailed description of these datasets can be found in the given references and links.

4.1.2 Data Preprocessing. We follow the approach outlined in [50]. For the Criteo and KDD12 dataset, we discretize the numerical feature fields by rounding down each numeric value x to $\lfloor \log^2(x) \rfloor$ if $x > 2$, and $x = 1$ otherwise. We set a threshold to replace infrequent categorical features with a default "OOV" token. We set the threshold to 10 for Criteo, KKBox, and KDD12, 2 for iPinYou, and 1 for the small dataset ML-1M. More specific data processing

³<https://www.kaggle.com/c/criteo-display-ad-challenge>

⁴<https://grouplens.org/datasets/movielens>

⁵<https://www.kaggle.com/c/kddcup2012-track2>

⁶<https://contest.ipinyou.com/>

⁷<https://www.kkbox.com/intl>

Table 1: Dataset statistics

Dataset	#Instances	#Fields	#Features
Criteo	45,840,617	39	910,747
ML-1M	739,012	7	9,751
KDD12	141,371,038	13	4,668,096
iPinYou	19,495,974	16	665,765
KKBox	7,377,418	13	91,756

procedures and results can be found in our open-source run logs⁸ and configuration files, which we do not elaborate on here.

4.1.3 Evaluation Metrics. To compare the performance, we utilize two commonly used metrics in CTR models: **Logloss**, **AUC** [34, 37, 46]. AUC stands for Area Under the ROC Curve, which measures the probability that a positive instance will be ranked higher than a randomly chosen negative one. Logloss is the result of the calculation of \mathcal{L}_{CTR} . A lower Logloss suggests a better capacity for fitting the data.

4.1.4 Baselines. We compared EKTF_{MLP} and $\text{EKTF}_{\text{Latest}}$ with some SOTA models (* denotes integrating the original model with DNN networks). EKTF_{MLP} refers to using homogeneous MLPs as the sub-networks (students), while $\text{EKTF}_{\text{Latest}}$ refers to using the three latest CTR models as sub-networks (in this paper, PNN, FINAL, and ECN are selected). Further, we select several high-performance CTR representative baselines, such as PNN [28] and Wide & Deep [2] (2016); DeepFM [9] and DCNv1 [39] (2017); xDeepFM (2018) [22]; AutoInt* (2019) [34]; AFN* (2020) [3]; DCNv2 [40] and EDCN [1], MaskNet [41] (2021); CL4CTR [38], EulerNet [36], FinalMLP [26], FINAL [48] (2023), ECN [19] (2024). For knowledge transfer methods, we select four representative baselines: Online KD [13] (2015), KDCL [10] (2020), ECKD [49] (2020), and DAGFM [35] (2023).

4.1.5 Implementation Details. We implement all models using PyTorch [27] and refer to existing works [14, 50]. We employ the Adam optimizer [16] to optimize all models, with a default learning rate set to 0.001. For the sake of fair comparison, we set the embedding dimension to 128 for KKBox and 16 for the other datasets [47, 50]. The batch size is set to 4,096 on the Criteo, ML-1M, and iPinYou datasets and 10,000 on the other datasets. To prevent overfitting, we employ early stopping with a patience value of 2. The hyperparameters of the baseline model are configured and fine-tuned based on the *optimal values* provided in [14, 50] and their original paper. Further details on model hyperparameters and dataset configurations are available in our straightforward and accessible running logs⁸ and are not reiterated here.

4.2 Overall Performance (RQ1)

To validate the effectiveness of EKTF, we introduce both homogeneous (EKTF_{MLP}) and heterogeneous networks ($\text{EKTF}_{\text{Latest}}$) into EKTF as student models, and further compare the performance of these two ensemble methods with several SOTA. $\text{EKTF}_{\text{MLP}_{\text{bs}}}$ denotes the best student model performance in EKTF_{MLP} . *Abs.Imp* represents the absolute performance improvement. The experimental results are shown in Table 2, where bold numbers indicate performance surpassing the baseline, and underlined values represent the best baseline performance. We can draw the following conclusions:

- EKTF_{MLP} surpasses all baselines on the Criteo and KKBox datasets and achieves performance comparable to SOTA on other datasets, despite using only simple MLP. This is notable, as CTR researchers generally consider MLP to struggle with learning multiplicative feature interactions, leading to inherent performance limitations

[17, 31, 48]. Therefore, these results demonstrate the effectiveness of EKTF.

- $\text{EKTF}_{\text{MLP}_{\text{bs}}}$ shows AUC performance improvements over individually trained MLP on all five datasets, with each surpassing the standard threshold of 0.1%. The performance gain is particularly significant on the KKBox dataset, where AUC improves by 0.38%. This demonstrates that EKTF not only enhances the performance of the ensemble model but also improves the performance of individual sub-networks, ensuring model flexibility. In practical applications, when higher model performance is required, the ensemble model can be selected; conversely, when lower inference latency is needed, the best sub-network can be used. Notably, we find that knowledge transfer methods sometimes negatively impact Logloss optimization, which will be further explained in Section 4.3.4.
- $\text{EKTF}_{\text{Latest}}$ achieves SOTA performance across all datasets, consistently surpassing the selected sub-networks (i.e., PNN, FINAL(2B), ECN), further demonstrating the effectiveness of EKTF. Notably, EKTF performs well on the widely-used, highly sparse (> 99.99% [34]) large-scale dataset, Criteo, achieving the best performance. Moreover, compared to the ensemble of multiple MLPs in EKTF_{MLP} , $\text{EKTF}_{\text{Latest}}$ achieves SOTA performance using only three heterogeneous CTR models, indicating that the ensemble of heterogeneous networks outperforms that of homogeneous networks. We believe that further integrating other heterogeneous CTR models within the EKTF could lead to even better performance, but this is beyond the scope of this paper, so we include it as future work.

4.3 In-Depth Study of EKTF

4.3.1 Ablation Study (RQ2). To investigate the impact of each component of EKTF on its performance, we conduct experiments on several variants of EKTF:

- **only KD:** EKTF using only knowledge distillation.
- **only DML:** EKTF using only deep mutual learning.
- **w/o EM:** EKTF without the examination mechanism.
- **w/o all:** The ensemble is performed using only the mean operation.

From Table 3, we observe that all variants of EKTF have some degree of performance degradation, demonstrating the necessity of each component. Notably, using **only DML** for sub-network ensemble can sometimes decrease performance. For instance, on the KKBox dataset, the **only DML** variant performs worse than the **w/o all** variant, a result similar to that reported in [43]. The **w/o EM** variant shows minor performance loss on Criteo and ML-1M but suffers greater loss on KKBox. Combined with the results in Table 2, we can see that this is because the performance gap between PNN, FINAL, and ECN is smaller on Criteo and ML-1M, but larger on KKBox. This discrepancy underscores the importance of teachers tailoring their instruction and students selectively learning from each other to prevent knowledge conflicts [10].

4.3.2 Impact of Student Model Numbers (RQ2 & RQ3). While increasing the number of students raises the model's time complexity, it is expected to improve performance. In particular, EKTF allows

⁸<https://anonymous.4open.science/r/EKTF-85FB/checkpoints/>

Table 2: Performance comparison of different deep CTR models. Meanwhile, we conduct a two-tailed T-test to assess the statistical significance between our models and the best baseline (*: $p < 1e-3$). Typically, CTR researchers consider an improvement of 0.001 (0.1%) in Logloss and AUC to be statistically significant [1, 38, 39, 50].

Models	Criteo		ML-1M		KDD12		iPinYou		KKBox	
	Logloss↓	AUC(%)↑	Logloss↓	AUC(%)↑	Logloss↓	AUC(%)↑	Logloss↓	AUC(%)↑	Logloss↓	AUC(%)↑
PNN [28]	0.4378	81.42	0.3070	90.42	0.1504	80.47	0.005544	78.13	0.4793	85.15
Wide & Deep [2]	0.4376	81.42	0.3056	90.45	0.1504	80.48	0.005542	78.09	0.4852	85.04
DeepFM [9]	0.4375	81.43	0.3073	90.51	0.1501	80.60	0.005549	77.94	0.4785	85.31
DCNv1 [39]	0.4376	81.44	0.3156	90.38	0.1501	80.59	0.005541	78.13	0.4766	85.31
xDeepFM [22]	0.4376	81.43	0.3054	90.47	0.1501	80.62	0.005534	78.25	0.4772	85.35
AutoInt* [34]	0.4390	81.32	0.3112	90.45	0.1502	80.57	0.005544	78.16	0.4773	85.34
AFN* [3]	0.4384	81.38	0.3048	90.53	0.1499	80.70	0.005539	78.17	0.4842	84.89
DCNv2 [40]	0.4376	81.45	0.3098	90.56	0.1502	80.59	0.005539	78.26	0.4787	85.31
EDCN [1]	0.4386	81.36	0.3073	90.48	0.1501	80.62	0.005573	77.93	0.4952	85.27
MaskNet [41]	0.4387	81.34	0.3080	90.34	0.1498	80.79	0.005556	77.85	0.5003	84.79
CL4CTR [38]	0.4383	81.35	0.3074	90.33	0.1502	80.56	0.005543	78.06	0.4972	83.78
EulerNet [36]	0.4379	81.47	0.3050	90.44	0.1498	80.78	0.005540	78.30	0.4922	84.27
FinalMLP [26]	0.4373	81.45	0.3058	90.52	0.1497	80.78	0.005556	78.02	0.4822	85.10
FINAL(2B) [48]	0.4371	81.49	0.3035	90.53	0.1498	80.74	0.005540	78.13	0.4795	85.08
ECN [19]	0.4364	81.55	0.3013	90.59	0.1496	80.90	0.005534	78.43	0.4778	85.40
MLP [5]	0.4380	81.40	0.3100	90.30	0.1502	80.52	0.005545	78.06	0.4811	85.01
Abs. ↓ Imp	-0.001	+0.10	-0.006	+0.31	-0.0004	+0.27	-0.000007	+0.26	+0.0011	+0.38
EKTF _{MLP_{bs}}	0.4370	81.50	0.3040	90.61	0.1498	80.79	0.005538	78.32	0.4822	85.39
EKTF _{MLP}	0.4360*	81.60*	0.3036	90.62	0.1496	80.85	0.005536	78.32	0.4764*	85.66*
EKTF _{Lastest}	0.4356*	81.63*	0.3001*	90.75*	0.1494*	80.99*	0.005530*	78.48*	0.4742*	85.67*

Table 3: Ablation study of EKTF.

Model	Criteo		ML-1M		KKBox	
	Logloss ↓	AUC(%) ↑	Logloss ↓	AUC(%) ↑	Logloss ↓	AUC(%) ↑
EKTF _{Lastest}	0.4356	81.63	0.3001	90.75	0.4742	85.67
only KD	0.4369	81.53	0.3055	90.61	0.4822	85.58
only DML	0.4369	81.51	0.3059	90.50	0.4968	85.02
w/o EM	0.4359	81.60	0.3004	90.71	0.4782	85.46
w/o all	0.4383	81.38	0.3075	90.51	0.4842	85.33

a flexible selection of sub-networks or the ensemble based on production needs. To explore the impact of student numbers on performance, we conduct further experiments, as shown in Figure 8. We observe that even with a 10x increase in the number of students, the overall model performance does not decline significantly and even reaches optimal performance on the iPinYou dataset. Meanwhile, the performance difference between the ensemble and the best student remains small (less than 0.1%). Interestingly, on the iPinYou dataset, the best student sometimes even outperforms the ensemble, allowing us to flexibly choose a sub-network for deployment in production environments. This further demonstrates the flexibility and effectiveness of EKTF.

4.3.3 Compatibility Study (RQ3). We propose EKTF as a model-agnostic training framework. To verify whether EKTF can replace traditional CTR training paradigms and generalize to more models, we further evaluate the compatibility and flexibility of the EKTF ensemble training method. The experimental results, shown in Table 4 and 2, demonstrate that EKTF not only improves the performance of

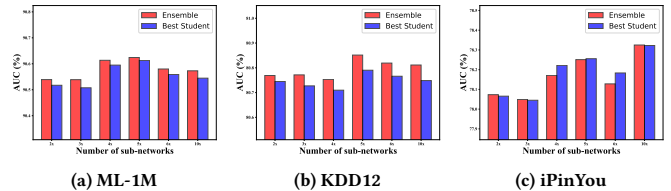


Figure 8: Impact of different student model numbers.

the ensemble model, but also the performance of the individual sub-network. For example, EKTF_{Lastest} achieves SOTA performance in KKBox, and its sub-networks EKTF_{PNN}, EKTF_{FINAL(1B)}, and EKTF_{ECN} also obtain corresponding performance improvement, especially EKTF_{FINAL(1B)} containing only one block outperforms FINAL(2B) with two blocks, with an increase in AUC of about 0.5%. In addition, the EKTF can use the ensemble CTR model directly as a sub-network. On the ML-1M dataset, EKTF boosts the AUC performance of CrossNetv2 and CIN by approximately 3%, while for DCNv2 and xDeepFM, which are further ensemble with implicit feature interactions, EKTF can further boost their performance. These confirm the compatibility and flexibility of EKTF.

4.3.4 Performance Comparison with Other Knowledge Transfer Methods (RQ4). To verify the superiority of EKTF over other knowledge transfer methods, we compare it with four methods based on knowledge distillation or mutual learning. Table 5 shows that EKTF outperforms all baseline methods. We also observe that while knowledge transfer can improve AUC, it may sometimes lead to negative

Table 4: Compatibility study of EKTF.

Model	Criteo		ML-1M		KKBox	
	Logloss ↓	AUC(%) ↑	Logloss ↓	AUC(%) ↑	Logloss ↓	AUC(%) ↑
PNN [28]	0.4378	81.42	0.3070	90.42	0.4793	85.15
EKTF_{PNN}	0.4365	81.54	0.3039	90.67	0.4769	85.54
FINAL(2B) [48]	0.4371	81.49	0.3035	90.53	0.4795	85.08
EKTF_{FINAL(1B)}}	0.4364	81.55	0.3041	90.64	0.4776	85.55
ECN [19]	0.4364	81.55	0.3013	90.59	0.4778	85.40
EKTF_{ECN}}	0.4362	81.58	0.2989	90.65	0.4757	85.51
CrossNetv2 [40]	0.4392	81.27	0.3420	87.40	0.4912	84.42
EKTF_{CrossNetv2}}	0.4365	81.57	0.3021	90.45	0.4865	84.69
DCNv2 [40]	0.4376	81.45	0.3098	90.56	0.4787	85.31
EKTF_{DCNv2}}	0.4366	81.56	0.3031	90.62	0.4780	85.56
CIN [22]	0.4393	81.27	0.3432	87.32	0.4907	84.27
EKTF_{CIN}}	0.4385	81.36	0.3013	90.59	0.4897	84.58
xDeepFM [22]	0.4376	81.43	0.3054	90.47	0.4772	85.35
EKTF_{xDeepFM}}	0.4369	81.51	0.3032	90.60	0.4778	85.57
Wide & Deep [2]	0.4376	81.42	0.3056	90.45	0.4852	85.04
EKTF_{Wide & Deep}}	0.4368	81.52	0.3036	90.58	0.4790	85.41
AFN* [3]	0.4384	81.38	0.3048	90.53	0.4842	84.89
EKTF_{AFN*}	0.4372	81.49	0.3031	90.58	0.4788	85.49
AutoInt* [34]	0.4390	81.32	0.3112	90.45	0.4773	85.34
EKTF_{AutoInt*}	0.4368	81.52	0.3035	90.56	0.4776	85.46

Table 5: Performance comparison of different knowledge transfer methods.

Method	Criteo		ML-1M		KKBox	
	Logloss ↓	AUC(%) ↑	Logloss ↓	AUC(%) ↑	Logloss ↓	AUC(%) ↑
Vanilla	0.4380	81.40	0.3100	90.30	<u>0.4811</u>	85.01
Online KD [13]	0.4379	81.41	0.3083	90.40	0.4848	85.16
KDCL [10]	<u>0.4375</u>	<u>81.46</u>	0.3134	90.35	0.4857	<u>85.30</u>
ECKD [49]	0.4381	81.41	0.3112	90.35	0.4859	85.17
DAGFM [35]	0.4380	81.42	0.3096	90.37	0.4862	85.11
EKTF_{MLP}}	0.4360	81.60	0.3036	90.62	0.4764	85.66

gains in Logloss optimization on the ML-1M and KKBox datasets. This suggests that knowledge transfer may introduce noise or bias in certain cases, resulting in reduced classification performance. Notably, our experiments reveal that MSE loss consistently outperforms KL loss, the latter introduces a huge performance loss for the optimization of Logloss, and these additional losses introduced by knowledge transfer incur substantial tuning costs. In contrast, EKTF is both effective and has a low tuning cost.

5 Conclusion

In this paper, we empirically revealed three limitations of ensemble learning in CTR prediction tasks and explored potential solutions from the perspectives of knowledge distillation and deep mutual learning. Accordingly, we proposed a novel model-agnostic Ensemble Knowledge Transfer Framework (EKTF). Additionally, we designed an innovative evaluation mechanism that balanced the weights of multiple losses to achieve tailored instruction from teachers to students and selective learning among students. Experiments on five real-world datasets demonstrated the effectiveness, compatibility, and flexibility of EKTF. For future work, we aimed to perform self-knowledge transfer for sub-networks to further enhance the compatibility and effectiveness of the framework.

References

- [1] Bo Chen, Yichao Wang, Zhirong Liu, Ruiming Tang, Wei Guo, Hongkun Zheng, Weiwei Yao, Muyu Zhang, and Xiuqiang He. 2021. Enhancing explicit and implicit feature interactions via information sharing for parallel deep CTR models. In *Proceedings of the 30th ACM International Conference on Information & Knowledge Management*. 3757–3766.
- [2] Heng-Tze Cheng, Levent Koc, Jeremiah Harmsen, Tal Shaked, Tushar Chandra, Hrishu Aradhye, Glen Anderson, Greg Corrado, Wei Chai, Mustafa Inspir, et al. 2016. Wide & deep learning for recommender systems. In *Proceedings of the 1st Workshop on Deep Learning for Recommender Systems*. 7–10.
- [3] Weiyu Cheng, Yanyan Shen, and Linpeng Huang. 2020. Adaptive factorization network: Learning adaptive-order feature interactions. In *Proceedings of the AAAI Conference on Artificial Intelligence*, Vol. 34. 3609–3616.
- [4] Jang Hyun Cho and Bharath Hariharan. 2019. On the efficacy of knowledge distillation. In *Proceedings of the IEEE/CVF international conference on computer vision*. 4794–4802.
- [5] Paul Covington, Jay Adams, and Emre Sargin. 2016. Deep neural networks for YouTube recommendations. In *Proceedings of the 10th ACM Conference on Recommender Systems*. 191–198.
- [6] Yin Deng, Yingxin Chen, Xin Dong, Lingchao Pan, Hai Li, Lei Cheng, and Linjian Mo. 2023. BKD: A Bridge-based Knowledge Distillation Method for Click-Through Rate Prediction. In *Proceedings of the 46th International ACM SIGIR Conference on Research and Development in Information Retrieval*. 1859–1863.
- [7] Thomas G Dietterich et al. 2002. Ensemble learning. *The handbook of brain theory and neural networks* 2, 1 (2002), 110–125.
- [8] Jianping Gou, Baosheng Yu, Stephen J Maybank, and Dacheng Tao. 2021. Knowledge distillation: A survey. *International Journal of Computer Vision* 129, 6 (2021), 1789–1819.
- [9] Huifeng Guo, Ruiming Tang, Yunming Ye, Zhenguo Li, and Xiuqiang He. 2017. DeepFM: A Factorization-Machine Based Neural Network for CTR Prediction. In *Proceedings of the 26th International Joint Conference on Artificial Intelligence (Melbourne, Australia) (IJCAI'17)*. AAAI Press, 1725–1731.
- [10] Qiushan Guo, Xinjiang Wang, Yichao Wu, Zhipeng Yu, Ding Liang, Xiaolin Hu, and Ping Luo. 2020. Online Knowledge Distillation via Collaborative Learning. In *Proceedings of the IEEE/CVF Conference on Computer Vision and Pattern Recognition*. 11020–11029.
- [11] Sangchul Hahn and Heeyoul Choi. 2019. Self-Knowledge Distillation in Natural Language Processing. *arXiv preprint arXiv:1908.01851* (2019).
- [12] Xiangnan He and Tat-Seng Chua. 2017. Neural factorization machines for sparse predictive analytics. In *Proceedings of the 40th International ACM SIGIR Conference on Research and Development in Information Retrieval*. 355–364.
- [13] Geoffrey Hinton. 2015. Distilling the Knowledge in a Neural Network. *arXiv preprint arXiv:1503.02531* (2015).
- [14] Huawei. 2021. An open-source CTR prediction library. <https://fuxictr.github.io>.
- [15] Jared Kaplan, Sam McCandlish, Tom Henighan, Tom B Brown, Benjamin Chess, Rewon Child, Scott Gray, Alec Radford, Jeffrey Wu, and Dario Amodei. 2020. Scaling Laws for Neural Language Models. *arXiv preprint arXiv:2001.08361* (2020).
- [16] Diederik P Kingma and Jimmy Ba. 2014. Adam: A method for stochastic optimization. *arXiv preprint arXiv:1412.6980* (2014).
- [17] Honghao Li, Lei Sang, Yi Zhang, Xuyun Zhang, and Yiwen Zhang. 2023. CETN: Contrast-enhanced Through Network for CTR Prediction. *arXiv preprint arXiv:2312.09715* (2023).
- [18] Honghao Li, Lei Sang, Yi Zhang, and Yiwen Zhang. 2024. SimCEN: Simple Contrast-enhanced Network for CTR Prediction. In *Proceedings of the 32th ACM International Conference on Multimedia*.
- [19] Honghao Li, Yiwen Zhang, Yi Zhang, Hanwei Li, and Lei Sang. 2024. DCNv3: Towards Next Generation Deep Cross Network for CTR Prediction. *arXiv preprint arXiv:2407.13349* (2024).
- [20] Honghao Li, Yiwen Zhang, Yi Zhang, Lei Sang, and Yun Yang. 2024. TF4CTR: Twin Focus Framework for CTR Prediction via Adaptive Sample Differentiation. *arXiv preprint arXiv:2405.03167* (2024).
- [21] Zhihui Li, Pengfei Xu, Xiaojun Chang, Luyao Yang, Yuan Yuan Zhang, Lina Yao, and Xiaojiang Chen. 2023. When object detection meets knowledge distillation: A survey. *IEEE Transactions on Pattern Analysis and Machine Intelligence* 45, 8 (2023), 10555–10579.
- [22] Jianxun Lian, Xiaohuan Zhou, Fuzheng Zhang, Zhongxia Chen, Xing Xie, and Guangzhong Sun. 2018. xDeepFM: Combining explicit and implicit feature interactions for recommender systems. In *Proceedings of the 24th ACM SIGKDD International Conference on Knowledge Discovery & Data Mining*. 1754–1763.
- [23] Jianghao Lin, Yanru Qu, Wei Guo, Xinyi Dai, Ruiming Tang, Yong Yu, and Weinan Zhang. 2023. Map: A model-agnostic pretraining framework for click-through rate prediction. In *Proceedings of the 29th ACM SIGKDD Conference on Knowledge Discovery and Data Mining*. 1384–1395.
- [24] Congcong Liu, Yuejiang Li, Jian Zhu, Fei Teng, Xiwei Zhao, Changping Peng, Zhangang Lin, and Jingping Shao. 2022. Position awareness modeling with knowledge distillation for CTR prediction. In *Proceedings of the 16th ACM Conference on Recommender Systems*. 562–566.

- [25] Yuang Liu, Wei Zhang, and Jun Wang. 2020. Adaptive multi-teacher multi-level knowledge distillation. *Neurocomputing* 415 (2020), 106–113.
- [26] Kelong Mao, Jieming Zhu, Liangcai Su, Guohao Cai, Yuru Li, and Zhenhua Dong. 2023. FinalMLP: An Enhanced Two-Stream MLP Model for CTR Prediction. *Proceedings of the AAAI Conference on Artificial Intelligence*, 37(4), 4552–4560. (2023).
- [27] Adam Paszke, Sam Gross, Francisco Massa, Adam Lerer, James Bradbury, Gregory Chanan, Trevor Killeen, Zeming Lin, Natalia Gimelshein, Luca Antiga, et al. 2019. PyTorch: An imperative style, high-performance deep learning library. *Advances in Neural Information Processing Systems* 32 (2019).
- [28] Yanru Qu, Han Cai, Kan Ren, Weinan Zhang, Yong Yu, Ying Wen, and Jun Wang. 2016. Product-based neural networks for user response prediction. In *2016 IEEE 16th International Conference on Data Mining (ICDM)*. IEEE, 1149–1154.
- [29] Yanru Qu, Bohui Fang, Weinan Zhang, Ruiming Tang, Minzhe Niu, Hui Feng Guo, Yong Yu, and Xiuqiang He. 2018. Product-based neural networks for user response prediction over multi-field categorical data. *ACM Transactions on Information Systems (TOIS)* 37, 1 (2018), 1–35.
- [30] Steffen Rendle. 2010. Factorization machines. In *2010 IEEE International Conference on Data Mining*. IEEE, 995–1000.
- [31] Steffen Rendle, Walid Krichene, Li Zhang, and John Anderson. 2020. Neural collaborative filtering vs. matrix factorization revisited. In *Proceedings of the 14th ACM Conference on Recommender Systems*. 240–248.
- [32] Matthew Richardson, Ewa Dominowska, and Robert Ragno. 2007. Predicting clicks: estimating the click-through rate for new ads. In *Proceedings of the 16th International Conference on World Wide Web*. 521–530.
- [33] Lei Sang, Honghao Li, Yiwen Zhang, Yi Zhang, and Yun Yang. 2024. AdaGIN: Adaptive Graph Interaction Network for Click-Through Rate Prediction. *ACM Transactions on Information Systems* (2024).
- [34] Weiping Song, Chence Shi, Zhiping Xiao, Zhijian Duan, Yewen Xu, Ming Zhang, and Jian Tang. 2019. AutoInt: Automatic feature interaction learning via self-attentive neural networks. In *Proceedings of the 28th ACM International Conference on Information and Knowledge Management*. 1161–1170.
- [35] Zhen Tian, Ting Bai, Zibin Zhang, Zhiyuan Xu, Kangyi Lin, Ji-Rong Wen, and Wayne Xin Zhao. 2023. Directed Acyclic Graph Factorization Machines for CTR Prediction via Knowledge Distillation. In *Proceedings of the Sixteenth ACM International Conference on Web Search and Data Mining*. 715–723.
- [36] Zhen Tian, Ting Bai, Wayne Xin Zhao, Ji-Rong Wen, and Zhao Cao. 2023. EulerNet: Adaptive Feature Interaction Learning via Euler’s Formula for CTR Prediction. In *Proceedings of the 46th International ACM SIGIR Conference on Research and Development in Information Retrieval*. 1376–1385.
- [37] Fangye Wang, Hansu Gu, Dongsheng Li, Tun Lu, Peng Zhang, and Ning Gu. 2023. Towards Deeper, Lighter and Interpretable Cross Network for CTR Prediction. In *Proceedings of the 32nd ACM International Conference on Information and Knowledge Management*. 2523–2533.
- [38] Fangye Wang, Yingxu Wang, Dongsheng Li, Hansu Gu, Tun Lu, Peng Zhang, and Ning Gu. 2023. CL4CTR: A Contrastive Learning Framework for CTR Prediction. In *Proceedings of the Sixteenth ACM International Conference on Web Search and Data Mining*. 805–813.
- [39] Ruoxi Wang, Bin Fu, Gang Fu, and Mingliang Wang. 2017. Deep & cross network for ad click predictions. In *Proceedings of the ADKDD’17*. 1–7.
- [40] Ruoxi Wang, Rakesh Shivanna, Derek Cheng, Sagar Jain, Dong Lin, Lichan Hong, and Ed Chi. 2021. DCNv2: Improved deep & cross network and practical lessons for web-scale learning to rank systems. In *Proceedings of the Web Conference 2021*. 1785–1797.
- [41] Zhiqiang Wang, Qingyun She, and Junlin Zhang. 2021. MaskNet: Introducing feature-wise multiplication to CTR ranking models by instance-guided mask. *arXiv preprint arXiv:2102.07619* (2021).
- [42] Jason Wei, Yi Tay, Rishi Bommasani, Colin Raffel, Barret Zoph, Sebastian Borgeaud, Dani Yogatama, Maarten Bosma, Denny Zhou, Donald Metzler, et al. 2022. Emergent Abilities of Large Language Models. *arXiv preprint arXiv:2206.07682* (2022).
- [43] Ibrahim Can Yilmaz and Said Aldemir. 2024. Mutual Learning for Finetuning Click-Through Rate Prediction Models. *arXiv preprint arXiv:2406.12087* (2024).
- [44] Ying Zhang, Tao Xiang, Timothy M Hospedales, and Huchuan Lu. 2018. Deep Mutual Learning. In *Proceedings of the IEEE conference on computer vision and pattern recognition*. 4320–4328.
- [45] Borui Zhao, Quan Cui, Renjie Song, Yiyu Qiu, and Jiajun Liang. 2022. Decoupled knowledge distillation. In *Proceedings of the IEEE/CVF Conference on computer vision and pattern recognition*. 11953–11962.
- [46] Chenxu Zhu, Peng Du, Weinan Zhang, Yong Yu, and Yang Cao. 2022. Combofashion: Fashion clothes matching CTR prediction with item history. In *Proceedings of the 28th ACM SIGKDD Conference on Knowledge Discovery and Data Mining*. 4621–4629.
- [47] Jieming Zhu, Quanyu Dai, Liangcai Su, Rong Ma, Jinyang Liu, Guohao Cai, Xi Xiao, and Rui Zhang. 2022. Bars: Towards open benchmarking for recommender systems. In *Proceedings of the 45th International ACM SIGIR Conference on Research and Development in Information Retrieval*. 2912–2923.
- [48] Jieming Zhu, Qinglin Jia, Guohao Cai, Quanyu Dai, Jingjie Li, Zhenhua Dong, Ruiming Tang, and Rui Zhang. 2023. FINAL: Factorized interaction layer for CTR prediction. In *Proceedings of the 46th International ACM SIGIR Conference on Research and Development in Information Retrieval*. 2006–2010.
- [49] Jieming Zhu, Jinyang Liu, Weiqi Li, Jincan Lai, Xiuqiang He, Liang Chen, and Zibin Zheng. 2020. Ensembled CTR prediction via knowledge distillation. In *Proceedings of the 29th ACM International Conference on Information & Knowledge Management*. 2941–2958.
- [50] Jieming Zhu, Jinyang Liu, Shuai Yang, Qi Zhang, and Xiuqiang He. 2021. Open Benchmarking for Click-through Rate Prediction. In *Proceedings of the 30th ACM International Conference on Information & Knowledge Management*. 2759–2769.