

# DeDe: Detecting Backdoor Samples for SSL Encoders via Decoders

Sizai Hou

Hong Kong University of Science and Technology  
Clear water bay, Kowloon, Hong Kong

shouac@connect.ust.hk

Songze Li

Southeast University  
Nanjing, China

songzeli@seu.edu.cn

Duanyi Yao

Hong Kong University of Science and Technology  
Clear water bay, Kowloon, Hong Kong

dyao@connect.ust.hk

## Abstract

*Self-supervised learning (SSL) is pervasively exploited in training high-quality upstream encoders with a large amount of unlabeled data. However, it is found to be susceptible to backdoor attacks merely via polluting a small portion of training data. The victim encoders mismatch triggered inputs with target embeddings, e.g., match the triggered cat input to an airplane embedding, such that the downstream tasks are affected to misbehave when the trigger is activated. Emerging backdoor attacks have shown great threats in different SSL paradigms such as contrastive learning and CLIP, while few research is devoted to defending against such attacks. Besides, the existing ones fall short in detecting advanced stealthy backdoors. To address the limitations, we propose a novel detection mechanism, DeDe, which detects the activation of the backdoor mapping with the cooccurrence of victim encoder and trigger inputs. Specifically, DeDe trains a decoder for the SSL encoder on an auxiliary dataset (can be out-of-distribution or even slightly poisoned), such that for any triggered input that misleads to the target embedding, the decoder outputs an image significantly different from the input. We empirically evaluate DeDe on both contrastive learning and CLIP models against various types of backdoor attacks, and demonstrate its superior performance over SOTA detection methods in both upstream detection performance and ability of preventing backdoors in downstream tasks.*

## 1. Introduction

Self-supervised learning (SSL), as a crucial learning paradigm, is pervasively exploited in miscellaneous domains like computer vision and natural language processing [16, 21]. Its capability of learning without human-annotated

data greatly benefits on building large foundation models and pre-training encoders via large-scale datasets. However, the obtained dataset from the Internet and the reliance on outsourced third-party models introduce enormous risks to the users, particularly in the form of backdoor attacks (or targeted attacks) [6, 14, 32]. While backdoor attacks have predominantly been studied in the context of supervised learning, there has been a notable increase in the occurrence of backdoor attacks in SSL in recent years.

In the context of a pre-trained encoder, the primary objective of an SSL backdoor attack is to match the triggered inputs toward designated embeddings. The secondary objective is to preserve the model’s normal functionality. In typical SSL paradigms, such as contrastive learning (CL) [5, 18] and masked autoencoders (MAE) [19], input images are augmented in multiple views to facilitate the learning of similarities between embeddings, which significantly undermines the primary goal of backdoor attacks. But as backdoor methodologies develop, attacking CL is proved feasible by methodologies like [22, 24, 32, 40]. Moreover, attacks are becoming progressively more stealthy at both the image level [10, 11] and the embedding level [35]. Image triggers are designed to be imperceptible to human inspection, while the stealthy embeddings are crafted to blend in with the target-class embeddings. This characteristic renders the detection of attacks particularly challenging.

Without any information about the pre-training dynamics and datasets, significant challenges arise for backdoor detection in an SSL encoder. Even if the poisoned pre-training dataset is given, the lack of label reference exacerbates the difficulty of detection. In the absence of any indication of backdoor existence, a model user might not realize when the hidden backdoor already affects the downstream tasks. The challenge lies in how to detect and identify a backdoor in the SSL settings, and what is the least informa-

tion a defender needs to learn. For the above reasons, there are insufficient countermeasures against backdoor attacks in CL [12, 29]. Similar to CL, CLIP is also susceptible to backdoor attacks due to its language supervision nature of maximizing the similarity between image embeddings and text embeddings [4]. This approach allows attackers to maliciously match triggered images with target text, thereby facilitating the implantation of a backdoor [2, 26].

The scarcity and limitations of SSL backdoor countermeasures lead us to consider how a backdoor works in an SSL framework: misbehavior only happens when the trigger in input activates a victim encoder to maliciously map it to designated embedding. Consequently, we are motivated to address the challenge by monitoring potential backdoor behaviors during the inference stage. For instance, in practical scenarios where a downstream user downloads a pre-trained encoder to train their classifier, it would be beneficial to have an implemented alert system that activates if backdoor behavior is detected. Considering that a backdoor is activated only in the presence of both a backdoor encoder and a trigger input, it raises the question: *can we develop an alert system capable of detecting backdoor activation without relying on any information that might be inaccessible to an end user?*

In this paper, we propose DeDe, an effective detector for backdoor samples in SSL settings. To address the limitations of existing detection methods and the emergence of increasingly advanced attacks, the proposed approach directly leverages the relationships between embeddings and images. DeDe aims to establish a region-to-region mapping to invert the normal mapping of an encoder, thereby enabling the identification of malicious behaviors that deviate from the normal mapping. Encoders' normal utility can be considered as the correct mapping from similar data (usually from the same class) to a certain region of the embedding space [36]. Embeddings of similar images are observed to converge to a clustered region in the vector space; conversely, backdoor encoders aim to map triggered images to a different embedding region instead. Our approach exploits this property to find a bijective mapping between classes of images and classes of embeddings, where normal utility leads to *intra-class mapping*, while backdoor behaviors introduce *inter-class mapping*.

Overall, the proposed detection approach offers three significant advantages: 1) the proposed approach is effective and robust against various advanced backdoor attacks, which use the invisible trigger or stealthy embedding; 2) it does not rely on the availability of a clean dataset or an in-distribution dataset; and 3) it requires no prior information regarding the victim encoder or the type of backdoor trigger, as it activates in response to the occurrence of backdoor behavior. The contributions are summarized as follows:

- We identify the pre-trained encoder mapping and its in-

verse's capability of detecting potential backdoor behaviors from the objectives of backdoor attacks.

- We propose DeDe to train a decoder as the inverse mapping of the encoder and reduce the reconstruction uncertainty by leveraging global embedding and constrained local embeddings.
- Comprehensive experiments are conducted to demonstrate the effectiveness of our backdoor detection method in both CL and CLIP frameworks against various attack scenarios. In comparison to existing approaches, our method exhibits consistent performance and achieves high detection accuracy across all circumstances.

## 2. Related Works

### 2.1. Pre-train Encoders via SSL

Self-supervised learning (SSL) plays a crucial role in training large upstream encoders as it frees massive dataset label annotations from human labor and potential human errors [16, 21, 36]. Various SSL techniques have been developed to facilitate real-world data mining, as the presence of unlabeled training instances is a common characteristic of large-scale datasets. It primarily seeks to leverage the inherent contextual relationships among the provided samples, which includes aspects such as spatial information, color information, the preservation of both local and global consistency, and other forms of prior knowledge to effectively perform a pre-training task. There are many different approaches to learning an encoder on an unlabeled dataset. Here, three widely recognized approaches are particularly noteworthy and relevant to our scope. Contrastive learning (CL) [5, 7, 37] exploits random data augmentations to transform unlabeled images into positive pairs and optimize their similarity. Masked auto-encoder (MAE) [19] is another promising approach that masks a portion of images and trains an encoder-decoder model to reconstruct the entire image. Recently, CLIP is an innovative form of CL using natural language supervision trained on a vast dataset consisting of 400 million image-text pairs sourced from the internet [31]. Without any explicit labels, it uses images and captions, such as a sentence describing the image content, to jointly train an image encoder and a text encoder. Its promising performance has drawn great attention into the field of multi-modal learning [15]. Through these approaches, a pre-trained encoder is developed, and subsequently can be utilized in downstream tasks to map images to embeddings for downstream supervised tasks, such as classification.

### 2.2. Backdoor attacks and defences in SSL

Since contrastive learning has been proposed, BadEncoder [22] is the first to study backdoor attacks in self-supervised learning. It introduces an algorithm designed

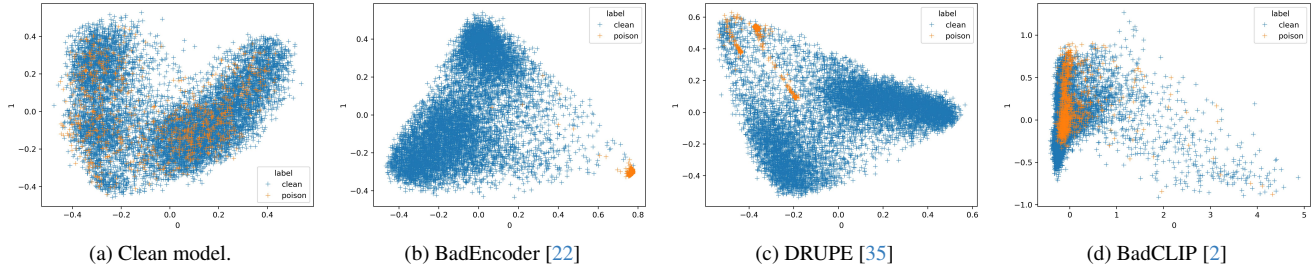


Figure 1. Embedding Visualizations.

to optimize a malicious encoder by minimizing the distance between backdoor inputs and target inputs, while simultaneously preserving the effectiveness and utility of the clean encoder. The subsequent work, CorruptEncoder [40], investigates backdoor attacks executed solely through data poisoning. It crops the entity from the target image and overlays it onto different backgrounds to augment the image, thereby improving the effectiveness of the attack. Some attacks [24, 33] propose approaches with additional information to inject the backdoor into the SSL model. Specifically, [32] poisons images within a specific category and groups them during SSL training, resulting in misclassification by the downstream classifier in subsequent tasks. CTRL [24] trains the encoder with the classifier in an end-to-end manner, leading to a malicious encoder that generates shifted embeddings for the backdoor inputs. As a counterpart to backdoor attacks, [27] and [17] investigate untargeted attacks (poison attacks) in SSL frameworks, indicating that SSL models are also vulnerable to model poisoning.

Detecting backdoor in SSL is difficult due to the lack of data labels. There is no information available regarding which part of the data is triggered or the specific type of triggers present in the poisoned samples. This situation leads to a limited number of defensive strategies against SSL backdoor attacks. DECREE [13] is the first detection algorithm in the SSL settings. It requires the use of the shadow dataset, which contains backdoor samples, to optimize the trigger pattern. This is based on the observation that the distribution of clean samples and backdoor samples tends to cluster to different distributions. Subsequently, it determines whether the given encoder is implanted with a backdoor by assessing the proportion of the optimized trigger present in the entire image. ASSET [29] further proposes a detection method designed to identify poisoned samples in a given dataset across different learning paradigms, including SSL. It designs two opposite optimization problems over a small but clean dataset and the shadow dataset. By maximizing the optimization over the shadow dataset and minimizing over the clean dataset, the opposite optimization offsets the effect of the clean samples, leaving poisoned samples with relatively high loss, which provides a trace for the detection. [41] propose to identify triggered images by detecting outliers in the embeddings via the K-means algo-

rithm and reverse-engineers the trigger in order to mitigate the backdoor’s effect. As for [38], it presents an algorithm that distills a clean encoder from a compromised encoder through Min-Max optimization with the assumption of the backdoor’s existence.

CLIP [31] is frequently regarded as a contrastive learning paradigm for multi-modal tasks, and it has also been found susceptible to the backdoor threat. It is shown the backdoor may easily be injected into the CLIP model by merely 0.0001% of poisoned samples [4]. Sequentially, BadCLIP [26] proposes a novel attack that can bypass existing defenses and another BadCLIP [2] proposes a prompt-based backdoor attack to avoid malicious fine-tuning. In terms of countermeasures, there are two existing robust training frameworks; however, there are currently no detection methods effective in the presence of triggered samples within the dataset. As a robust training framework, CleanCLIP [3] designs an additional contrastive loss for each modal. ROCLIP [39] employs a candidate pool to match image embeddings with text embeddings at regular intervals, in which way, disrupting any potential associations between poisoned text-image pairs and realigning the correct relationships among text-image pairs. In BadCLIP [26], an active implanting algorithm still succeed in injecting the backdoor into the model.

### 3. Motivations

#### 3.1. What defines a good backdoor in encoders

In the early exploration of backdoor attacks in SSL, several threat models have been discussed. For example, [33] introduces the poisoned samples into the target category image set and CTRL [24] proposes an end-to-end backdoor attack by implanting backdoor to upstream task and downstream task together. When isolating their encoders, the backdoor samples stand out at the representation level. The threat model gets clearer when BadEncoder [22] proposes the embedding-level backdoor attack where that upstream task is isolated and the triggered samples ought to mimic the target-class embedding to cause backdoor. However, in [35], researchers suggest that encoders generate out-of-distribution embeddings for triggered inputs, which makes it feasible to detect backdoors via defenses like DECREE

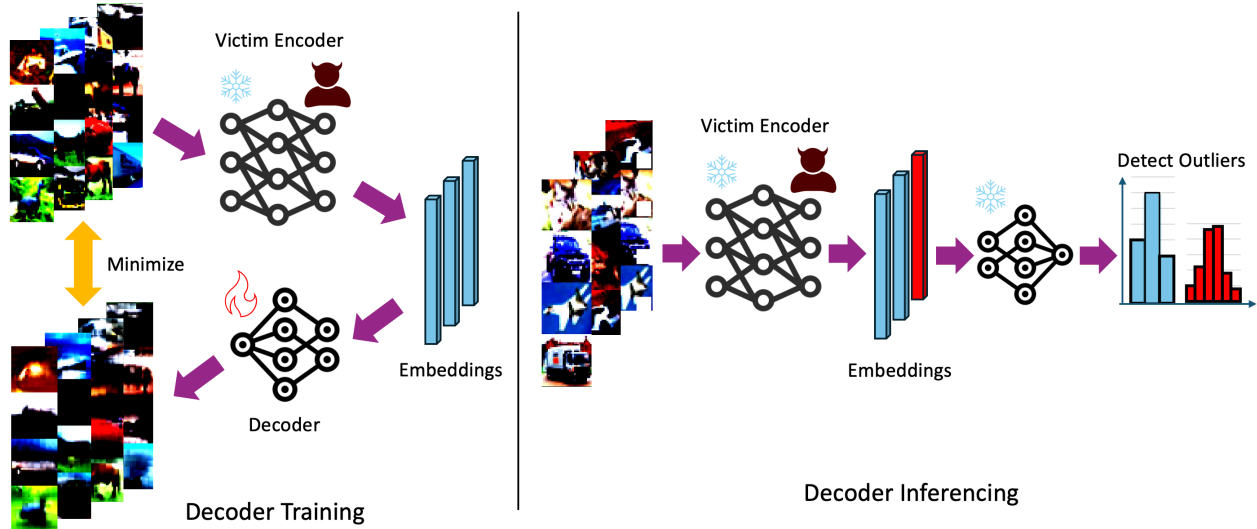


Figure 2. The Workflow of DeDe.

[12]. To improve the stealthiness, [35] presents a new attack by limiting the distributional distance between the backdoor embeddings and the clean embeddings, namely DRUPE. An increasing number of research efforts are being made towards more stealthy backdoors while effectively inducing misbehavior in models.

To testify to the assertion and substantiate the challenge of stealthy backdoors, we provide a visualization of the embeddings associated with certain SSL backdoor attacks in Figure 1 via PCA. As shown, attacks like BadEncoder and CTRL (see Figure 4a) can be easily detected in the embedding space by any clustering algorithms, even for attacks imperceptible in the image space, such as CTRL. As the motivation suggested by [22, 35], an ideal encoder backdoor misleads the downstream tasks by altering the embedding of any triggered input to be close to the target-class representations. DRUPE is stealthier than its predecessors as visualized in Figure 1c and bypasses detection methods like DECREE. Therefore, we are motivated to develop a backdoor detector that is robust to any attacking scenarios, specifically for both out-of-distribution embeddings or ideally mixed embeddings.

### 3.2. Limitations in Existing Backdoor Defences

The techniques to defend against SSL backdoor attacks are still under-explored. It has been pointed out that the backdoor injected in contrastive learning is intrinsically different from its counterpart in supervised learning because the contrastive learning entangles the main task and the backdoor task, resulting in a mixture of inter-class and intra-class mapping [25]. DECREE as the first one to explore defending mechanism in SSL scenario, utilizes the observation on the embedding distribution that the backdoor samples are often clustered together and highly concentrated in a certain area, therefore, finding the small perturbation that

can push a clean input towards the concentration area [12]. However, it suffers from two challenges. One is that it can only defend against attacks who demonstrate the observed pattern, which can be bypassed by new attack methods like [35]. The other challenge is that DECREE is only applicable to patch-like triggers, leading to its ineffectiveness in defending attacks such as [10, 24, 33]. Another defense method worth noting is ASSET[29], which uses the offset effect of two optimization tasks on the poisoned dataset and a manually chosen clean dataset to neutralize the clean samples influence, leaving the backdoor samples with a large loss to be detected. It has good performance in SSL attacks in general, however, it requires a sifted clean dataset from the training data, which might not always be available. It also shows a performance degeneration in more stealthy attacks and in different poison ratios. Moreover, there is a scarcity of effective backdoor countermeasures for SSL backdoor attacks. [25] has shown great challenges in terms of the learning dynamics and the detection scenarios. The existing works also have their own limitations. Hence, we are motivated to develop a defense mechanism to handle various backdoor attacks with stealthy embeddings or with imperceptible triggers from a more basic perspective of the attacker’s goal to manipulate the mappings of the encoder.

## 4. Design of DeDe

### 4.1. Attack and defense models

**Attack scenario.** We consider the two most practical scenarios from recent advancements of SSL paradigms.

*On the model provider side,* attackers may release poisoned samples to the web such that the automatically extracted data is poisoned similar to assumptions of [24, 27, 33, 40]. SSL serves as a cheap and efficient way to train encoders without human censoring, leaving a loophole for

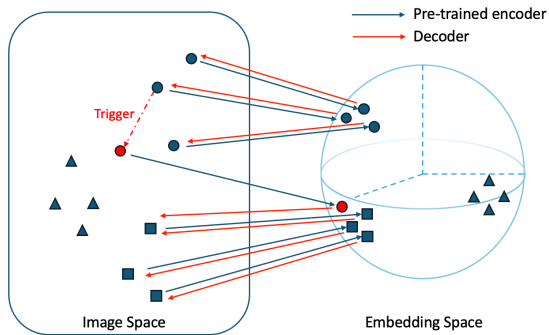


Figure 3. The Learning Goal of DeDe.

attackers to pollute the collected dataset. In this case, the access to the meta-training dataset is granted, or at least a subset of it.

*On the end user side*, we consider someone who downloads pre-trained encoders to perform its own downstream tasks as an end user, which is also assumed by [22, 26]. However, when the third-party service provider may have injected a backdoor into the model without affecting the main utility, how can you know it as an end user of the pre-trained encoder without any knowledge of the training dynamics or training data? Hence, no training data is known but any publicly available dataset can serve as an auxiliary dataset.

**Detection Goal.** We assume that the attacker has already implemented the backdoor into the pre-trained encoder. How the backdoor is implemented and what type of trigger is are all agnostic. As a victim encoder needs to interact with a triggered sample to cause a backdoor behavior. We propose a detection method, DeDe, that detects the activation of backdoor behaviors when the victim model is inferring a triggered input to a target embedding.

**Defender’s capability.** The defender is given the victim encoder and a training dataset. The training dataset can be a subset of the encoder’s pre-training dataset, which is slightly poisoned (poison rate less than 1%), or be a publicly available dataset without labels, such as unlabeled CIFAR10, and STL10.

## 4.2. Key Idea

An ideal backdoor attack should remain imperceptible at both the image level and the embedding level. At the image level, the attacker applies only a small perturbation (trigger) as a special distribution in image space, avoiding possible human inspections. At the embedding level, the attacker forces the victim encoder to learn the particular mapping from the trigger distribution to the targeted embedding. However by backdoor’s objective, it must force cross-class mapping from a class of image to the target-class embedding, which is illustrated as the red dot in Figure 3. Meanwhile, the backdoor’s secondary objective requires that the encoder’s utility upholds the main task performance, which

suggests the compromised encoder still maps clean images to the respective embeddings as what a clean encoder does, as the blue dots in the figure. From the perspective of normal image-embedding mappings, it is from a sparse distribution in image space to dense clusters in the embedding space, which indicates that similar embeddings mean similar image features. If we find a reversed mapping from embedding clusters to images such that certain embedding regions map to certain visual features in the image, as the red arrows in the figure, the backdoor mapping is unlikely to be preserved. It is because, first, the embeddings space cannot encode as much information as image space to keep feature distribution and the backdoor distribution at the same time. Secondly, since the embedding distribution clusters, similar embeddings tend to map to similar image features. Since the dataset has a low poison rate, the learned mapping should be intra-class mapping as the majority does. If such an inverse is acquired, the backdoor embeddings map to the target-class images, leading to different visual features, which gives a clue to the backdoor detection by comparing the input and output images. For example, a cat image with the trigger is mapped to an embedding in the airplane’s region, if we find a point around the embedding and look for the point’s pre-image, it is highly probable that the corresponding image will depict an airplane.

The idea of reversing the mapping is simple, however, finding such an inverse is challenging, because the inverted mapping is from a low-dimensional space to a high-dimensional space. The reconstruction is highly unpredictable since much information has degenerated by the encoder’s dimension reduction. Thus, how to reconstruct an image from the condensed embedding information is crucial. Inspired by MAE [19], we can allow some local information in image space to aid the reconstruction, which can give valuable reference for the object’s color, texture, and other local details. Therefore, we divide the reconstruction dependency into two parts, one is the global embedding and the other is the local patch embeddings. Fortunately, the triggered image is almost identical to the original image as the perturbation is small, moreover, the trigger is usually incomplete or neglected when we constrain the information from the image space by randomly selecting small patches. Leveraging the information from both global and local embeddings, we can train a decoder that reconstructs the image to approach the original one. Calling back to the above example, we reconstruct the pre-image from the embedding around the airplane region together with a few local patches of the original cat image. What would the reconstructed image be like? The decoder might reconstruct a cat-colored airplane or get confused and produce conflicting predictions. Then, when we compare the reconstruction with the actual pre-image, they are inconsistent and distinguishable by evaluating an error.

### 4.3. Methodology

Given an encoder architecture  $f$  and pre-trained parameters  $\theta$ , it is pre-trained to map any data points  $\mathbf{x}$  from image space  $\mathcal{X}$  to the embedding space  $\mathcal{I}$ ,  $\mathbf{e} = f_\theta(\mathbf{x})$ , facilitating any downstream tasks. Assuming the downstream task is classification, we denote a simple classifier (linear probe) by  $g(\cdot)$  that maps the embedding to the class distribution  $\hat{y}$ . A malicious attacker manipulates parameters  $\theta^*$  such that  $f_{\theta^*}$  maps a triggered data point to the poisoned embedding  $\mathbf{e}^* = f_{\theta^*}(\mathbf{x}^*)$ , where  $\mathbf{x}^* = \mathbf{x} \oplus \mathbf{t}$  denotes the trigger pattern  $\mathbf{t}$  is applied on the image. Notice that a backdoor is only activated when both input and model are backdoored, i.e.  $\theta^*$  and  $\mathbf{x}^*$  present together. To summarize the victim encoder’s behavior, we have the encoder’s normal utility as  $f_{\theta^*}(\mathbf{x}) = f_\theta(\mathbf{x}) = \mathbf{e}$  and backdoor behavior as  $f_{\theta^*}(\mathbf{x}^*) = \mathbf{e}^*$  while  $f_\theta(\mathbf{x}^*) = \mathbf{e}$ . Denote the training dataset by  $\mathcal{D}$ , which can be a subset of the meta-training dataset or an independent clean dataset by its availability.

DeDe aims to train a decoder with an aiding patch encoder, denoted by  $h_d, h_e$  respectively. Given pre-trained encoder  $f : \mathcal{X} \mapsto \mathcal{I}$ , the proposed decoder tries to inverse the mapping:  $h_d : \mathcal{I} \mapsto \mathcal{X}$ . For  $\mathbf{x} \in \mathcal{X}$ , DeDe generates a patched mask  $M_\alpha$  according to the masking ratio  $\alpha$ , and then masks the input image  $M_\alpha \odot \mathbf{x}$ , where  $\odot$  denotes pixel-wise product. The higher  $\alpha$  is, the more information of  $\mathbf{x}$  is hidden, therefore, if  $\alpha = 1$ ,  $M_{1.0} \odot \mathbf{x} = \emptyset$ . Patch encoder  $h_e(M_\alpha \odot \mathbf{x})$  encodes the masked input to patch embeddings  $\mathbf{b}$  with positional mask information. The decoder  $h_d(\mathbf{e}, \mathbf{b})$  decodes the global embedding and the patch embedding to an image reconstruction  $\hat{\mathbf{x}}$ . The optimization problem is formulated by minimizing:

$$\mathcal{L}(h_d, h_e) = \mathbb{E}_{\mathbf{x} \in \mathcal{D}} \|\mathbf{x} - \hat{\mathbf{x}}\|_2^2, \quad (1)$$

where  $\hat{\mathbf{x}} = h_d(f_{\theta^*}(\mathbf{x}), h_e(M_\alpha \odot \mathbf{x}))$ .

The testing stage of DeDe is calculating the loss the same as (1) on the test dataset. The only difference is that the choice of  $\alpha$  in the testing stage is higher than in the training stage, in order to constrain the image space information. For example,  $\alpha = 0.9$  is used when training, then  $\alpha = 0.99$  is used in testing. It is to force the decoder more depending on the global embedding to detect malformed embedding with backdoor mapping. The testing metric is simple as follows:

$$\ell(\mathbf{x}) = \|\mathbf{x} - h_d(f_{\theta^*}(\mathbf{x}), h_e(M_{\min(1.1 \cdot \alpha, 1.0)} \odot \mathbf{x}))\|_2^2. \quad (2)$$

The reconstruction error  $\ell(\mathbf{x})$  is compared with a threshold  $\tau$  to decide whether the inference is backdoor behavior, which is set to be  $1.5 \times$  average training loss. The training algorithm of  $h$  is summarized as Algorithm 1, where  $\theta_h$  represents the trainable parameters in  $h$ .

---

#### Algorithm 1 DeDe: Training the Decoder

---

**Input:**  $\mathcal{D}, f_{\theta^*}$ , any sample  $\mathbf{x}_t$  from the test dataset

**Output:**  $h_e, h_d$ , prediction  $\hat{y}_t$

**Parameters:** the number of iterations  $N$ , learning rate  $\eta$ , masking ratio  $\alpha$ .

**for each iteration**  $j \in 1, \dots, N$  **do**

$\mathbf{e}_i \leftarrow f_{\theta^*}(\mathbf{x}_i), \quad \forall \mathbf{x}_i \in \mathcal{D}$

$\mathbf{b}_i \leftarrow h_e(M_\alpha \odot \mathbf{x}_i), \quad \forall \mathbf{x}_i \in \mathcal{D}$

$\hat{\mathbf{x}}_i \leftarrow h_d(\mathbf{e}_i, \mathbf{b}_i), \quad \forall \mathbf{x}_i \in \mathcal{D}$

$\mathcal{L} \leftarrow \frac{1}{|\mathcal{D}|} \sum_{\mathbf{x}_i \in \mathcal{D}} \|\hat{\mathbf{x}}_i - \mathbf{x}_i\|_2^2$

$\theta_h^{(j+1)} \leftarrow \theta_h^{(j)} - \eta \cdot \frac{\partial \mathcal{L}}{\partial \theta_h^{(j)}}$

**end for**

$\tau \leftarrow 1.5 \cdot \frac{1}{|\mathcal{D}|} \sum_{\mathbf{x}_i \in \mathcal{D}} \|\hat{\mathbf{x}}_i - \mathbf{x}_i\|_2^2$

$\alpha \leftarrow \min(1.1 \cdot \alpha, 1.0)$

$\hat{y}_t \leftarrow \mathbb{1}(\|\mathbf{x}_t - h_d(f_{\theta^*}(\mathbf{x}_t), h_e(M_\alpha \odot \mathbf{x}_t))\|_2^2 - \tau)$

---

## 5. Evaluation

We evaluate DeDe in two SSL paradigms: contrastive learning and CLIP. Their tasks are different as contrastive learning uses unlabeled image datasets for training encoder while CLIP uses image-text pair datasets to train a vision encoder and a text encoder. We use SimCLR [5] to perform contrastive learning and use the typical algorithm to execute CLIP. As we only consider attacks in CLIP’s vision encoder, the text encoder used is publicly available on OpenAI<sup>1</sup>.

We investigate various attacks and compare the proposed detection with SOTA detections to show how effective the detection DeDe is. We test these attacks including CL and CLIP attacks as well as different trigger types in different settings to show how robust the detection method is.

### 5.1. Experiment Set-up

**Attack models.** We choose several representative and SOTA attacks in SSL to acquire the victim encoder. They are BadEncoder [22], CTRL [24], DRUPE [35], CLIP-Backdoor [4] and BadCLIP [2]. The first three are attacks on CL and the last two are attacks on CLIP. BadEncoder, DRUPE, and CLIP-Backdoor use patch-like triggers while CTRL and BadCLIP use invisible(imperceptible) triggers. We use their public repository to recover the attacks and evaluate their functionality on a uniform downstream baseline to ensure the clean performance and the backdoor performance, except for CLIP Backdoor for unavailability, which we use the implementation from [12].

**Detection models.** There are two SOTA detection methods in SSL to our knowledge: DECREE[13] and ASSET[29]. For settings, ASSET’s training requires a small but clean dataset, referred to as the base dataset, while their test criteria are identical to ours, which is convenient to

<sup>1</sup><https://github.com/openai/CLIP/>

Table 1. Upstream Detection Performance

	BadEncoder			CTRL			DRUPE			CLIP Backdoor			BadCLIP		
	TPR ( $\uparrow$ )	FPR ( $\downarrow$ )	AUC ( $\uparrow$ )	TPR	FPR	AUC	TPR	FPR	AUC	TPR	FPR	AUC	TPR	FPR	AUC
DECREE	46.4*	70.6*	0.362*	-	-	-	44.7	70.6	0.344	30.1*	54.8*	0.348*	-	-	-
ASSET	84.9	4.0	0.978	89.6	30.2	0.799	94.7	27.6	0.858	30.0	0.0	0.555	99.8	49.4	0.773
DEDE	93.1	6.9	0.981	87.2	12.8	<b>0.912</b>	97.6	2.4	<b>0.997</b>	100.0	0.0	<b>1.0</b>	85.0	14.9	<b>0.925</b>
DEDE OOD	97.2	2.83	<b>0.993</b>	88.1	13.3	0.911	92.1	7.9	0.976	100.0	0.0	<b>1.0</b>	72.1	27.9	0.798

Table 2. Downstream Performance

	No Attack		BadEncoder		CTRL		DRUPE		CLIP Backdoor		BadCLIP	
	CA ( $\uparrow$ )	ASR ( $\downarrow$ )	CA	ASR	CA	ASR	CA	ASR	CA	ASR	CA	ASR
No Def. Poison	90.5	18.8	86.3	100.0	73.9	95.4	85.6	100.0	79.4	100.0	82.8	98.3
No Def. Clean	90.7	10.2	86.4	99.9	74.0	63.8	85.8	96.3	79.7	98.4	83.1	11.7
ASSET	-	-	86.3	55.3	72.7	49.3	85.9	53.7	78.5	98.3	81.1	97.4
DEDE	-	-	86.5	1.3	72.2	4.8	85.9	2.1	79.7	0.0	81.6	30.5

compare with. DECREE optimizes the trigger pattern with a shadow dataset and a given model, subsequently employing a criterion on the optimized trigger pattern to identify backdoor behaviors. However, it fails to detect any backdoor samples during testing. Therefore, we compare the optimized trigger and the poisoned dataset, and calculate their similarity to detect any backdoor samples. Specifically, we assess the  $l_2$ -norm between the optimized trigger and the image data located within the trigger region, and use the norm as the error measurement. Utilizing this error for each data point enables us to compute all scores accordingly. For DECREE, we put \* on detection scores to denote a successful detection of the model backdoor.

**Datasets.** As different stages of training and testing are involved, we divide the dataset into the following categories: pre-train dataset, shadow dataset, memory dataset, DeDe training dataset, downstream training dataset and downstream testing dataset.

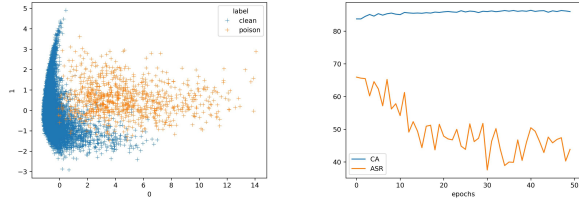
Since we mainly use pre-trained model checkpoints for our implementation, pre-train dataset is omitted. For shadow dataset, we follow attacks’ public implementations, so we simply mention their datasets usage here. CIFAR-10 [23] is modified as the backdoor training dataset for BadEncoder, DRUPE and CTRL and ImageNet [9] is used for backdoor injection in CLIP Backdoor and BadCLIP, whose clean models are trained on the CC3M dataset [34]. For memory dataset, it is the clean version of shadow dataset. In ASSET, it uses a subset of memory dataset. For DeDe training dataset, we either use a subset from the same dataset in backdoor training, i.e. CIFAR-10 for CL and ImageNet for CLIPs, or a out-of-distribution dataset STL-10 [8] consistently. As we mentioned in Section 3.1, whether the downstream training data is poisoned is crucial to some attacks. We consider datasets CIFAR-10, GTSRB [20] and SVHN [28], and two cases of each dataset by clean and poisoning with 1% backdoor samples. The downstream testing datasets are simply the clean test dataset and backdoor test dataset for evaluation.

**Metrics.** To compare the detection performance, we mainly use three related metrics: true positive rate (TPR), false positive rate (FPR) and area under the ROC curve

(AUC score). The detection of backdoor samples is treated as a binary classification problem. Typically, the poisoned samples are in the minority to evade detection and scrutiny. TPR, also referred to as Recall, is calculated by  $TP/(TP+FN)$ , which measures the accuracy of correctly detected backdoor samples. FPR compensates the TPR by reflecting the clean samples that are misclassified as backdoor, formulated by  $FP/(FP+TN)$ . For imbalanced binary data distribution, it is common to measure TPR, FPR as used in [13, 29]. But the (TPR,FPR) pair only reflect a single point on the ROC curve with a fixed threshold. To authentically represent the detection result independently from the threshold, the ROC curve is plotted by sliding the threshold. The AUC score measures the area under ROC curve and distributes in  $(0, 1]$ , where 1 stands for a perfect classifier. Since TPR and FPR represent a trade-off score depending on a threshold, we present the default result calculated by the scikit-learn library [30].

Following the prior work [29], we evaluate the detection performance also by the downstream tasks after removing the detected points. The metrics are the clean accuracy (CA) for the main task and the attack success rate (ASR) for the backdoor task. CA reflects the model utility of embedding, which means the higher the CA is, the better the encoder performs. ASR reflects the backdoor effectiveness, which means the higher the ASR is, the more successful the backdoor is. As explained in the dataset part, the downstream setting in attacks are relevant. So for detection settings, we set all downstream training dataset to be poisoned by 1% as the challenge for detectors. Detection methods are used to filter the training and testing dataset before actual training and testing. the detected testing data are counted as negative samples in evaluating ASR. In this case, high CA indicates enough clean samples are kept for the main task training and low ASR indicates backdoor samples are successfully filtered by the algorithm.

**Model architectures.** As DeDe has no dependency on the victim encoder, we use default backbone architectures for encoders, namely ResNet-18 for BadEncoder, DRUPE, CTRL, and ViT-B/16 for CLIPs. For DeDe, we use the lightweight MAE decoder developed from ViT-B/16 [1] as



(a) CTRL embedding. (b) CTRL downstream task.

Figure 4. CTRL Attack

described in [19]. Our default setting only has 6 blocks for the encoder and 4 blocks for the decoder, which has a width of 512 for ResNet and 1024 for ViT. The default training mask ratio is set to be 0.9. The default patch size is set to be 4 for CL with image size  $32 \times 32$  and CLIP with image size  $224 \times 224$ .

**Auxiliary Explanation.** Recall in Section 3.1, we define a good backdoor in SSL setting to be imitative mapping behavior towards the target embeddings, which is independent of the downstream classifier. CTRL falls short in such a definition as its end-to-end backdoor training. For this reason, it embeds the triggered inputs in the out-of-distribution region of the embedding space, as illustrated in Figure 4a. One direct consequence is that, if we use a clean training dataset in the downstream task, its ASR drops in the training iterations, which we show in Figure 4b. Despite this, we report the ASR in the first epoch in Table 2 for CTRL. When training DeDe for CTRL, we address the issue of out-of-distribution embeddings by utilizing random noise images to fill the out-of-distribution regions, where we define the region by a norm ball with a radius of 0.99 quantiles. Furthermore, the training masking ratio for CTRL is set at 0.75 to provide additional support from the image space, as the embeddings are significantly sparse.

## 5.2. Experiment Results

We assess detection performance in two scenarios: one with a balanced data distribution in which 50% of the data is triggered, and another with an unbalanced data distribution where only 1% of the data is triggered. For ASSET, a clean subset is generated for their model training, whose size is 5k for CL and 500 for CLIP. We observe that ASSET’s performance is unstable when using nested offsets (epoch number is set to 10), the best epoch is reported. See the supplementary material for omitted results.

In Table 1, we present the detection results of balanced data distribution. DECREE is only applicable to attacks with patch-like triggers, so it fails for CTRL with spectral trigger and BadCLIP with random trigger. Generally, DeDe has a consistent performance across different attacks with high AUC scores. In comparison to other attacks, DeDe demonstrates nearly perfect detection of the BadEncoder and DRUPE attacks, while experiencing a decline in performance with the CTRL and BadCLIP attacks, but it still upholds over 0.9 AUC scores. ASSET also exhibits degeneracy in the cases of CTRL and BadCLIP and has a high AUC




Figure 5. Reconstruction of DeDe. The left side and the right side are attacked by DRUPE and CLIP-Backdoor respectively. In six columns, the left three are for clean inputs and the right three are for poisoned inputs. In three columns, they are masked image, reconstructed image, and ground truth (input) image accordingly.

for BadEncoder. Its performance experiences a decline due to the stealthiness of DRUPE and fails in CLIP Backdoor. DeDe maintains a high level of performance with DRUPE in comparison to BadEncoder, showing that it is robust to the stealthiness of the embedding.

In Table 2, as we discussed in Section 3.1, even the clean baseline shows an increase in ASR when the downstream task is trained on a contaminated dataset. Consistently, the no-defense baselines always have higher attack success rates when the poisoned training dataset is used instead of a clean one. This trend is particularly evident in the ASR rate for CTRL, highlighting its dependence on end-to-end testing. Regarding ASSET, it demonstrates defensive utility against BadEncoder, CTRL, and DRUPE; however, when compared to our approach, its defense capability is approximately 40% lower in terms of attack success probability. Furthermore, ASSET completely fails to defend against CLIP attacks, whereas we achieve a 100% success rate in defending against CLIP Backdoor and a 70% success rate in defending against BadCLIP. Though ASSET demonstrates the detection ability to detect BadCLIP to some extent in Table 1, but CLIP backdoor is effective as long as a few images pass the sifting.

We also present two representatives of DRUPE and CLIP-backdoor for the decoding results in Figure 5. In the images for DRUPE, it is noticeable that all reconstructed images have the trigger pattern, which suggests their embeddings are highly corrupted towards the backdoor distribution leading to high ASR presented in Table 1. Also as a result, our reconstruction effectively reverses the corrupted



embeddings, leading to a significant error when compared to the input images. For CLIP images, the reversed images lose grid-shaped pixel information due to the corrupted embeddings. Although the remaining pixels of the reconstruction are similar, it still results in a sufficiently large loss that distinguishes backdoor samples in the test dataset.

## 6. Conclusion

In this paper, we propose an SSL backdoor detection method DeDe that has no reliance on knowledge of the training dataset or the trigger type. Our empirical study demonstrates the DeDe’s detection capability among different learning paradigms of CL and CLIP, as well as more stealthy backdoor attacks, hence, improving the scarcity and limitations in SSL backdoor countermeasures.

## References

- [1] Dosovitskiy Alexey. An image is worth 16x16 words: Transformers for image recognition at scale. *arXiv preprint arXiv:2010.11929*, 2020. 7
- [2] Jiawang Bai, Kuofeng Gao, Shaobo Min, Shu-Tao Xia, Zhifeng Li, and Wei Liu. Badclip: Trigger-aware prompt learning for backdoor attacks on clip. In *Proceedings of the IEEE/CVF Conference on Computer Vision and Pattern Recognition*, pages 24239–24250, 2024. 2, 3, 6
- [3] Hritik Bansal, Nishad Singhi, Yu Yang, Fan Yin, Aditya Grover, and Kai-Wei Chang. Cleanclip: Mitigating data poisoning attacks in multimodal contrastive learning. In *Proceedings of the IEEE/CVF International Conference on Computer Vision*, pages 112–123, 2023. 3
- [4] Nicholas Carlini and Andreas Terzis. Poisoning and backdooring contrastive learning. *arXiv preprint arXiv:2106.09667*, 2021. 2, 3, 6
- [5] Ting Chen, Simon Kornblith, Mohammad Norouzi, and Geoffrey Hinton. A simple framework for contrastive learning of visual representations. In *International conference on machine learning*, pages 1597–1607. PMLR, 2020. 1, 2, 6
- [6] Xinyun Chen, Chang Liu, Bo Li, Kimberly Lu, and Dawn Song. Targeted backdoor attacks on deep learning systems using data poisoning. *arXiv preprint arXiv:1712.05526*, 2017. 1
- [7] Xinlei Chen, Haoqi Fan, Ross Girshick, and Kaiming He. Improved baselines with momentum contrastive learning. *arXiv preprint arXiv:2003.04297*, 2020. 2
- [8] Adam Coates, Andrew Ng, and Honglak Lee. An analysis of single-layer networks in unsupervised feature learning. In *Proceedings of the fourteenth international conference on artificial intelligence and statistics*, pages 215–223. JMLR Workshop and Conference Proceedings, 2011. 7
- [9] Jia Deng, Wei Dong, Richard Socher, Li-Jia Li, Kai Li, and Li Fei-Fei. Imagenet: A large-scale hierarchical image database. In *2009 IEEE conference on computer vision and pattern recognition*, pages 248–255. Ieee, 2009. 7
- [10] Khoa Doan, Yingjie Lao, and Ping Li. Backdoor attack with imperceptible input and latent modification. *Advances in Neural Information Processing Systems*, 34:18944–18957, 2021. 1, 4
- [11] Khoa Doan, Yingjie Lao, Weijie Zhao, and Ping Li. Lira: Learnable, imperceptible and robust backdoor attacks. In *Proceedings of the IEEE/CVF international conference on computer vision*, pages 11966–11976, 2021. 1
- [12] Shiwei Feng, Guanhong Tao, Siyuan Cheng, Guangyu Shen, Xiangzhe Xu, Yingqi Liu, Kaiyuan Zhang, Shiqing Ma, and Xiangyu Zhang. Detecting backdoors in pre-trained encoders. In *Proceedings of the IEEE/CVF Conference on Computer Vision and Pattern Recognition*, pages 16352–16362, 2023. 2, 4, 6
- [13] Shiwei Feng, Guanhong Tao, Siyuan Cheng, Guangyu Shen, Xiangzhe Xu, Yingqi Liu, Kaiyuan Zhang, Shiqing Ma, and Xiangyu Zhang. Detecting backdoors in pre-trained encoders. In *Proceedings of the IEEE/CVF Conference on Computer Vision and Pattern Recognition*, pages 16352–16362, 2023. 3, 6, 7
- [14] Yansong Gao, Bao Gia Doan, Zhi Zhang, Siqi Ma, Jiliang Zhang, Anmin Fu, Surya Nepal, and Hyoungshick Kim. Backdoor attacks and countermeasures on deep learning: A comprehensive review. *arXiv preprint arXiv:2007.10760*, 2020. 1
- [15] Lluís Gomez, Yash Patel, Marçal Rusinol, Dimosthenis Karatzas, and CV Jawahar. Self-supervised learning of visual features through embedding images into text topic spaces. In *Proceedings of the IEEE conference on computer vision and pattern recognition*, pages 4230–4239, 2017. 2
- [16] Jie Gui, Tuo Chen, Jing Zhang, Qiong Cao, Zhenan Sun, Hao Luo, and Dacheng Tao. A survey on self-supervised learning: Algorithms, applications, and future trends. *IEEE Transactions on Pattern Analysis and Machine Intelligence*, 2024. 1, 2
- [17] Hao He, Kaiwen Zha, and Dina Katabi. Indiscriminate poisoning attacks on unsupervised contrastive learning. *arXiv preprint arXiv:2202.11202*, 2022. 3
- [18] Kaiming He, Haoqi Fan, Yuxin Wu, Saining Xie, and Ross Girshick. Momentum contrast for unsupervised visual representation learning. In *Proceedings of the IEEE/CVF conference on computer vision and pattern recognition*, pages 9729–9738, 2020. 1
- [19] Kaiming He, Xinlei Chen, Saining Xie, Yanghao Li, Piotr Dollár, and Ross Girshick. Masked autoencoders are scalable vision learners. In *Proceedings of the IEEE/CVF conference on computer vision and pattern recognition*, pages 16000–16009, 2022. 1, 2, 5, 8
- [20] Sebastian Houben, Johannes Stallkamp, Jan Salmen, Marc Schlipsing, and Christian Igel. Detection of traffic signs in real-world images: The German Traffic Sign Detection Benchmark. In *International Joint Conference on Neural Networks*, number 1288, 2013. 7
- [21] Ashish Jaiswal, Ashwin Ramesh Babu, Mohammad Zaki Zadeh, Debapriya Banerjee, and Fillia Makedon. A survey on contrastive self-supervised learning. *Technologies*, 9(1): 2, 2020. 1, 2
- [22] Jinyuan Jia, Yupei Liu, and Neil Zhenqiang Gong. Badencoder: Backdoor attacks to pre-trained encoders in self-supervised learning. In *2022 IEEE Symposium on Security and Privacy (SP)*, pages 2043–2059. IEEE, 2022. 1, 2, 3, 4, 5, 6

- [23] Alex Krizhevsky, Geoffrey Hinton, et al. Learning multiple layers of features from tiny images. 2009. 7
- [24] Changjiang Li, Ren Pang, Zhaohan Xi, Tianyu Du, Shouling Ji, Yuan Yao, and Ting Wang. An embarrassingly simple backdoor attack on self-supervised learning. In *Proceedings of the IEEE/CVF International Conference on Computer Vision*, pages 4367–4378, 2023. 1, 3, 4, 6
- [25] Changjiang Li, Ren Pang, Bochuan Cao, Zhaohan Xi, Jinghui Chen, Shouling Ji, and Ting Wang. On the difficulty of defending contrastive learning against backdoor attacks. In *33rd USENIX Security Symposium (USENIX Security 24)*, pages 2901–2918, 2024. 4
- [26] Siyuan Liang, Mingli Zhu, Aishan Liu, Baoyuan Wu, Xiaochun Cao, and Ee-Chien Chang. Badclip: Dual-embedding guided backdoor attack on multimodal contrastive learning. In *Proceedings of the IEEE/CVF Conference on Computer Vision and Pattern Recognition*, pages 24645–24654, 2024. 2, 3, 5
- [27] Hongbin Liu, Jinyuan Jia, and Neil Zhenqiang Gong. {PoisonedEncoder}: Poisoning the unlabeled pre-training data in contrastive learning. In *31st USENIX Security Symposium (USENIX Security 22)*, pages 3629–3645, 2022. 3, 4
- [28] Yuval Netzer, Tao Wang, Adam Coates, Alessandro Bisacco, Baolin Wu, Andrew Y Ng, et al. Reading digits in natural images with unsupervised feature learning. In *NIPS workshop on deep learning and unsupervised feature learning*, page 4. Granada, 2011. 7
- [29] Minzhou Pan, Yi Zeng, Lingjuan Lyu, Xue Lin, and Ruoxi Jia. {ASSET}: Robust backdoor data detection across a multiplicity of deep learning paradigms. In *32nd USENIX Security Symposium (USENIX Security 23)*, pages 2725–2742, 2023. 2, 3, 4, 6, 7
- [30] F. Pedregosa, G. Varoquaux, A. Gramfort, V. Michel, B. Thirion, O. Grisel, M. Blondel, P. Prettenhofer, R. Weiss, V. Dubourg, J. Vanderplas, A. Passos, D. Cournapeau, M. Brucher, M. Perrot, and E. Duchesnay. Scikit-learn: Machine learning in Python. *Journal of Machine Learning Research*, 12:2825–2830, 2011. 7
- [31] Alec Radford, Jong Wook Kim, Chris Hallacy, Aditya Ramesh, Gabriel Goh, Sandhini Agarwal, Girish Sastry, Amanda Askell, Pamela Mishkin, Jack Clark, et al. Learning transferable visual models from natural language supervision. In *International conference on machine learning*, pages 8748–8763. PMLR, 2021. 2, 3
- [32] Aniruddha Saha, Akshayvarun Subramanya, and Hamed Pirsiavash. Hidden trigger backdoor attacks. In *Proceedings of the AAAI conference on artificial intelligence*, pages 11957–11965, 2020. 1, 3
- [33] Aniruddha Saha, Ajinkya Tejankar, Soroush Abbasi Koohpayegani, and Hamed Pirsiavash. Backdoor attacks on self-supervised learning. In *Proceedings of the IEEE/CVF Conference on Computer Vision and Pattern Recognition*, pages 13337–13346, 2022. 3, 4
- [34] Piyush Sharma, Nan Ding, Sebastian Goodman, and Radu Soricut. Conceptual captions: A cleaned, hypernymed, image alt-text dataset for automatic image captioning. In *Proceedings of the 56th Annual Meeting of the Association for Computational Linguistics (Volume 1: Long Papers)*, pages 2556–2565, 2018. 7
- [35] Guan hong Tao, Zhenting Wang, Shiwei Feng, Guangyu Shen, Shiqing Ma, and Xiangyu Zhang. Distribution preserving backdoor attack in self-supervised learning. In *2024 IEEE Symposium on Security and Privacy (SP)*, pages 2029–2047. IEEE, 2024. 1, 3, 4, 6
- [36] Yonglong Tian, Yue Wang, Dilip Krishnan, Joshua B Tenenbaum, and Phillip Isola. Rethinking few-shot image classification: a good embedding is all you need? In *Computer Vision—ECCV 2020: 16th European Conference, Glasgow, UK, August 23–28, 2020, Proceedings, Part XIV 16*, pages 266–282. Springer, 2020. 2
- [37] Zhirong Wu, Yuanjun Xiong, Stella X Yu, and Dahua Lin. Unsupervised feature learning via non-parametric instance discrimination. In *Proceedings of the IEEE conference on computer vision and pattern recognition*, pages 3733–3742, 2018. 2
- [38] Hui Yang, Ruilin Yang, Heqiu Cai, Xiao Zhang, Qingqi Pei, Shaowei Wang, and Hongyang Yan. Ssl-abd: An adversarial defense method against backdoor attacks in self-supervised learning. In *International Conference on Artificial Intelligence Security and Privacy*, pages 456–467. Springer, 2023. 3
- [39] Wenhan Yang, Jingdong Gao, and Baharan Mirzasoleiman. Robust contrastive language-image pretraining against data poisoning and backdoor attacks. *Advances in Neural Information Processing Systems*, 36, 2024. 3
- [40] Jinghui Zhang, Hongbin Liu, Jinyuan Jia, and Neil Zhenqiang Gong. Data poisoning based backdoor attacks to contrastive learning. In *Proceedings of the IEEE/CVF Conference on Computer Vision and Pattern Recognition*, pages 24357–24366, 2024. 1, 3, 4
- [41] Mengxin Zheng, Jiaqi Xue, Zihao Wang, Xun Chen, Qian Lou, Lei Jiang, and Xiaofeng Wang. Ssl-cleanse: Trojan detection and mitigation in self-supervised learning. *arXiv preprint arXiv:2303.09079*, 2023. 3

Table 3. Upstream Detection Performance for unbalanced data.

	BadEncoder			CTRL			DRUPE			CLIP Backdoor			BadCLIP		
	TPR ( $\uparrow$ )	FPR ( $\downarrow$ )	AUC ( $\uparrow$ )	TPR	FPR	AUC	TPR	FPR	AUC	TPR	FPR	AUC	TPR	FPR	AUC
DECREE	66.0*	42.1*	0.336*	-	-	-	68.0	49.8	0.366	70.0*	49.7*	0.363*	-	-	-
ASSET	100.0	25.0	0.901	31.1	91.0	<b>0.799</b>	94.8	27.6	0.858	54.4	47.8	0.555	100.0	25.0	<b>0.943</b>
DEDE	92.0	8.3	0.978	90.0	19.3	<b>0.898</b>	98.5	3.1	<b>0.998</b>	100.0	0.0	<b>1.0</b>	84.0	19.4	0.903
DEDE OOD	96.5	8.2	<b>0.983</b>	81.0	19.3	0.853	95.5	8.3	0.979	100.0	0.0	<b>1.0</b>	88.0	19.3	<b>0.936</b>

## Additional Experimental Results

- Table 3: Upstream detection results for unbalanced data.
- Table 4: Downstream defense performance for GTSRB.
- Table 5: Downstream defense performance for SVHN.
- Table 6: The reconstruction examples and error distributions.

As a reminder, the balanced dataset presented in the paper is half poisoned (50%) test dataset of size 10000. Table 3 presents the result of a slightly poisoned (1%) test dataset of the same size. ASSET’s training dataset is kept with the same poisoning rate as the test dataset. In the context of upstream detection, the observed trend aligns with what is presented in balanced data. Although DECREE demonstrates low AUC scores, it successfully identifies backdoor attacks in BadEncoder and CLIP-Backdoor. ASSET is capable of detecting BadEncoder and CTRL attacks but is ineffective against the stealthy DRUPE and CLIP-Backdoor attacks. Notably, ASSET shows strong performance in BadCLIP, suggesting its sensitivity to the selected poisoning rate. In contrast, DeDe maintains consistent performance across all attacks. The downstream defense performance shows a decrease relative to the performance on CIFAR10, as reported in the main text. In comparison, ASSET demonstrates defense capabilities against CL attacks but is ineffective against CLIP attacks. Conversely, DeDe achieves an approximately 40% improvement over all CL attacks and consistently defends against CLIP attacks. Although the defense performance in BadCLIP is not as strong as in other cases, it still reduces the attack success rate to 30% in both scenarios.

In Table 6, we present reconstruction examples for all attacks using our method, DeDe. To present the robustness in comparison to ASSET, we present the error histograms of both methods, as they are both unsupervised techniques for detecting backdoor samples by computing losses. ASSET effectively distinguishes between clean and backdoor samples in the case of BadEncoder, successfully separating the two modes. However, its performance declines when it struggles to differentiate the backdoor samples in the first place, resulting in a mixing of the two modes. In contrast, while DeDe does not push the discerned samples further, it demonstrates sufficient strength to create two distinct modes, allowing for the use of a threshold to filter samples.

Table 4. Downstream Performance for GTSRB.

	No Attack		BadEncoder		CTRL		DRUPE		CLIP Backdoor		BadCLIP	
	CA ( $\uparrow$ )	ASR ( $\downarrow$ )	CA	ASR	CA	ASR	CA	ASR	CA	ASR	CA	ASR
No Def. Poison	85.14	19.16	82.03	99.36	73.9	91.57	85.6	99.46	73.76	97.24	76.99	98.59
No Def. Clean	85.25	10.85	82.26	97.27	67.48	64.26	81.60	97.03	74.51	98.05	79.74	11.69
ASSET	-	-	83.24	54.67	67.45	50.51	80.85	54.07	73.92	96.42	76.19	98.38
DEDE	-	-	82.86	2.99	68.61	4.43	80.46	0.91	74.41	2.21	76.20	30.60

Table 5. Downstream Performance for SVHN.

	No Attack		BadEncoder		CTRL		DRUPE		CLIP Backdoor		BadCLIP	
	CA ( $\uparrow$ )	ASR ( $\downarrow$ )	CA	ASR	CA	ASR	CA	ASR	CA	ASR	CA	ASR
No Def. Poison	84.22	17.43	79.97	99.77	73.9	88.22	85.6	97.41	73.03	98.44	75.31	98.01
No Def. Clean	85.38	10.34	78.25	99.70	67.84	63.29	77.56	96.86	73.89	97.23	75.45	11.57
ASSET	-	-	81.09	56.86	66.52	48.95	79.26	53.45	70.50	99.39	73.88	95.80
DEDE	-	-	79.28	1.53	64.70	4.78	80.03	1.85	73.93	1.82	75.12	30.51

Table 6. Reconstruction results of DeDe. The three rows are reconstruction plots, DeDe’s detection error histogram, and ASSET’s detection error histogram. For the reconstruction plots, six columns are {masked image, reconstruction result, ground truth} for clean images and {masked image, reconstruction result, ground truth} for backdoor images respectively.

