

# Influence of plasma particle flow on dust grain charging and on particle number density

L. B. De Toni,<sup>1, a)</sup> L. F. Ziebell,<sup>1, b)</sup> and R. Gaelzer<sup>1, c)</sup>

*Instituto de Física, Universidade Federal do Rio Grande do Sul, CP 15051, 91501-970, Porto Alegre, RS, Brazil*

(Dated: 26 November 2024)

This study explores the dynamic evolution of dust electrical potential and plasma particle number densities with a focus on the charging of dust grains through electron and ion absorption, as described by the orbital motion limited (OML) theory. The initial model, which does not account for plasma particle sources and sinks, predicts that dust grains could eventually absorb all plasma particles, leading to a null electrical potential. To address this, we introduced source and sink terms considering a finite region of space in order to simulate real conditions. Our findings indicate that, with the inclusion of plasma particle flow into and out of the region, dust grains reach a stable, non-zero equilibrium potential and the electron and ion densities reach an equilibrium value. This equilibrium is dependent on the size of the region; larger regions result in lower plasma densities and more negative equilibrium potentials. For extensive regions, the dust potential initially mirrors the scenario without sources or sinks but eventually deviates, showing increasing negative values as the region size grows. This behavior is attributed to the electron source term surpassing the combined sink and absorption terms at certain intervals along time evolution.

## I. INTRODUCTION

Dusty plasmas are common in astrophysical and laboratory environments. They present several properties which are different from those of conventional plasma since the dust grains acquire an electrical charge and change the collective behavior of the system<sup>1</sup>. Although there are many processes by which dust particles acquire electrical charge, one of the most important in astrophysical environments is the absorption of plasma particles. Inelastic collisions between plasma particles and dust grains result in the absorption of the particles' electrical charge by the dust. As a result, the dust particles become negatively charged simply because their encounters with the swift electrons are more frequent than with the ions<sup>2</sup>.

In addition to the absorption of plasma particles, dust grains may acquire an electrical charge due to photoelectric charging by electromagnetic radiation, secondary electron emission, field emission, among others. The charge and potential of the dust particle immersed in a plasma will be ultimately determined by the balance between the electron and ion current towards the dust particle's surface<sup>3,4</sup>.

The source of dust particles in space environments can be diverse. In planetary environments, such as the Earth's magnetosphere, interplanetary dust particles from the solar wind may be captured by the planet's gravity<sup>5</sup>. Also, the dust flux occasionally increases in passages of meteoroids and comets closer to the Sun<sup>6,7</sup>.

Inside the heliosphere, dust particles have been detected through infrared emissions, particularly during so-

lar eclipses<sup>8,9</sup>, as well as by direct observations from missions like NASA's Parker Solar Probe<sup>10</sup>.

The existence of dust grains in stellar winds of distant stars has also been observed. Circumstellar dust in R Coronae Borealis (RCB) stars causes their brightness to drop up to 8 mag in visible light due to the presence of dust in distances as close as 1.5 stellar radii<sup>11</sup>. In carbon-rich stars, carbon dust particles play an important role in the acceleration mechanism of their stellar winds, causing the lost of a notable amount of their masses by way of these powerful particle flows<sup>12,13</sup>.

When studying the characteristics of these dusty plasmas, it is common to consider the absorption of plasma particles as the main dust charging process<sup>14-16</sup>. Although it is well known that other mechanisms may also play an important role in the plasma features, such as the effect of photoionization in the propagation and damping of electromagnetic waves<sup>17</sup>.

Allen, Boyd, and Reynolds<sup>18</sup> developed a charging theory based on radial motion (ABR theory). It assumes that the plasma ions are collisionless and cold, so that ions initially far from the grain simply fall in straight radial lines onto the grain through its attractive electric field. ABR theory models the charging of a sphere in a plasma with cold ions, leaving aside the question of how a sphere charges in a plasma with ions of non-negligible kinetic energy.

To address the issues with ABR theory, one may use the most popular charging model, the orbit motion limited (OML) theory of Mott-Smith and Langmuir<sup>19</sup>, which takes into account the kinetic motion of the ions. The OML theory is known to predict accurately the dust potential for a variety of applications, despite its simplifying assumption of collisionless ion orbit that misses the effect of absorption radius around the dust surface<sup>20</sup>.

More sophisticated models, such as the orbit motion (OM) theory, can account for absorption radii and gen-

<sup>a)</sup>luan.toni@ufrgs.br

<sup>b)</sup>luiz.ziebell@ufrgs.br

<sup>c)</sup>rudi.gaelzer@ufrgs.br

erate expressions for dust potential and ion density as a function of distance from the grain<sup>21</sup>. Naturally, this comes with a more involved and less tractable algebra and calculus than those of the OML model, and it does not produce closed-form expressions for the dust potential.

Several works provide a comprehensive analysis of ionization-recombination processes and dust charging dynamics and highlights the interplay between plasma absorption and other charging processes as key mechanisms determining the charge and sign of grains both in laboratory and space plasmas<sup>22,23</sup>. However, the literature provides limited discussion on the plasma number density variations during the dust charging process.

Since most space plasmas are in a dynamical environment, it may be considered that a flow of plasma particles in the system maintains the plasma species densities practically constant. In view of that, most of the studies on the potential of dust grains in a plasma do not take into account the dynamical variation on the plasma species number densities in the time period when the dust grains are being charged, calculating the equilibrium value considering constant electron and ion densities that satisfy the quasi-neutrality condition<sup>24–26</sup>.

However, if one wishes, e.g., to study the dynamical variation of the plasma distribution functions as the dust grains are charging, it is necessary to consider the changes of densities in each interval of momentum and position space. Therefore, it is necessary to write equations that describe the evolution of the distribution functions of plasma particles.

In this work we begin to explore the changes in the distribution functions related to the dust absorption of plasma particles, considering the OML theory. As a first approach, we study the evolution of the average densities together with the potential of a dust population disregarding diffusion effects. We see that considering only the absorption of particles described by the OML theory, the plasma densities and the dust electrical potential tend to zero after a large amount of time.

To address this issue, we propose a simple model for the flow of plasma particles into and out of the considered region. As we will see, the equilibrium dust potential and plasma densities will ultimately depend on the size of the dusty plasma region. This paper is written as follows: in section II we introduce the dust charging model and present the potential and densities evolution equations; in section III we derive the source and sink terms for the plasma particles; section IV show the numerical results for the model; finally, the conclusions are presented in section V.

## II. THE CHARGING OF DUST GRAINS

For the model of dust charging, we consider a homogeneous dusty plasma composed of electrons, ions and spherical dust grains with constant radius  $a$  and variable

electrical charge  $q_d$ . The charging occurs due to the absorption of plasma particles via inelastic collisions, and is described as an electric current incident on the grain's surfaces as follows<sup>14</sup>:

$$I_\beta(q_d) = \int d^3p q_\beta \sigma_\beta(q_d, p) \frac{p}{m_\beta} f_\beta, \quad (1)$$

where  $q_\beta$ ,  $m_\beta$  and  $f_\beta$  are, respectively, the charge, mass and distribution function of the plasma species  $\beta$ ,  $p$  is the momentum of the plasma particles, and

$$\sigma_\beta(q_d, p) = \pi a^2 \left(1 - \frac{2q_d q_\beta m_\beta}{ap^2}\right) H\left(1 - \frac{2q_d q_\beta m_\beta}{ap^2}\right) \quad (2)$$

is the charging cross section, with  $H(x)$  denoting the Heaviside function. The quantity  $I_\beta(q_d)$  corresponds to the fraction of the total current on the grain's surface due to the  $\beta$  species.

This charging model is derived from the OML theory and does not take into account the presence of an external magnetic field. Such field would change the path described by electrons and ions (in this case, cyclotron motion around the magnetic field lines). However, for weakly magnetized dusty plasmas, it has been shown<sup>27,28</sup> that this model is valid when the relation  $a \ll r_{Le}$ , with  $r_{Le}$  being the electron Larmor radius, is satisfied.

Considering only the absorption of plasma particles by the grains, the time evolution of the dust charge is given by

$$\frac{dq_d}{dt} = \sum_\beta I_\beta(q_d). \quad (3)$$

We now write equations (1) and (3) in terms of the following dimensionless variables:

$$\begin{aligned} \tau &= \frac{t}{\tau_c}, & \psi_d &= \frac{eq_d}{ak_B T_e}, & \chi_{\beta d} &= \frac{q_\beta q_d}{ak_B T_\beta}, & \chi_e &= \frac{e^2}{ak_B T_e}, \\ \varepsilon_\beta &= \frac{n_\beta}{n_0}, & \varepsilon_d &= \frac{n_d}{n_0}, & \tilde{I}_\beta &= \frac{I_\beta}{2\sqrt{2}\pi a^2 e n_0 v_{T_e}}, \end{aligned} \quad (4)$$

where

$$\tau_c = \sqrt{2\pi} \frac{\lambda_{De}^2}{av_{T_e}} \quad (5)$$

is the characteristic charging time,  $k_B$  is the Boltzmann constant,  $T_\beta$ ,  $n_\beta$  and  $v_{T_\beta}$  are the temperature, density and thermal velocity of the plasma species  $\beta$ ,  $e$  is the elementary charge,  $n_0$  is the initial number density of plasma particles and

$$\lambda_{De} = \left(\frac{k_B T_e}{4\pi n_0 e^2}\right)^{1/2} \quad (6)$$

is the initial electron Debye length.

In terms of these variables, and considering that the  $f_\beta$  are described by Maxwellian distributions, the equation

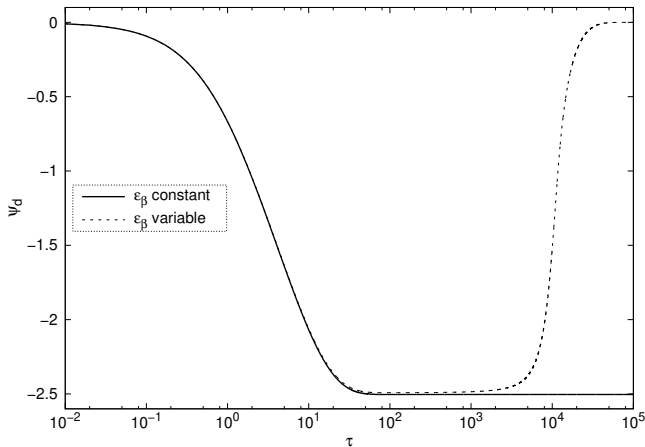


FIG. 1. Time evolution of the dimensionless dust potential considering constant plasma particles densities (continuous lines) and variable densities (dashed lines), following equations (12) and (13). Plasma parameters are as follows:  $n_{e0} = n_{i0} = n_0 = 10^9 \text{ cm}^{-3}$ ,  $T_e = T_i = 10^4 \text{ K}$ ,  $a = 10^{-4} \text{ cm}$  and  $\varepsilon_d = 10^{-5}$ .

for the dust charge evolution is written as

$$\frac{d\psi_d}{d\tau} = \sum_{\beta} \tilde{I}_{\beta} \quad (7)$$

with

$$\tilde{I}_e = -\epsilon_e \begin{cases} \exp(-\chi_{ed}) & \psi_d < 0 \\ (1 - \chi_{ed}) & \psi_d \geq 0 \end{cases}, \quad (8)$$

$$\tilde{I}_i = \epsilon_i \frac{v_{Ti}}{v_{Te}} \begin{cases} (1 - \chi_{id}) & \psi_d \leq 0 \\ \exp(-\chi_{id}) & \psi_d > 0 \end{cases}. \quad (9)$$

To numerically solve these equations, we consider the following plasma parameters, which are used throughout this paper:  $n_{e0} = n_{i0} = n_0 = 10^9 \text{ cm}^{-3}$ ,  $T_e = T_i = 10^4 \text{ K}$ ,  $a = 10^{-4} \text{ cm}$  and  $\varepsilon_d = 10^{-5}$ . These parameters are typical of stellar winds coming from carbon-rich stars<sup>29</sup>.

When we consider that the plasma densities are unaffected by the dust absorption (i.e.,  $\varepsilon_e = \varepsilon_i = 1$ ), due to some source of particles that compensate the ones absorbed by the grains, we get the result depicted by the continuous line in Fig. 1. The grain will show negative values of the normalized electrical potential  $\psi_d$ , given that the collisions with electrons are more common. After a certain value of the time  $\tau$ , the grains achieve an equilibrium potential value; at this point, the sum of the currents on the grains' surface is equal to zero.

Alternatively, we may consider that the plasma densities are affected as the particles are absorbed by the dust particles, without any source adding electrons and ions to the system. From the quasi-neutrality condition,

$$\sum_{\beta} n_{\beta} q_{\beta} + n_d q_d = 0, \quad (10)$$

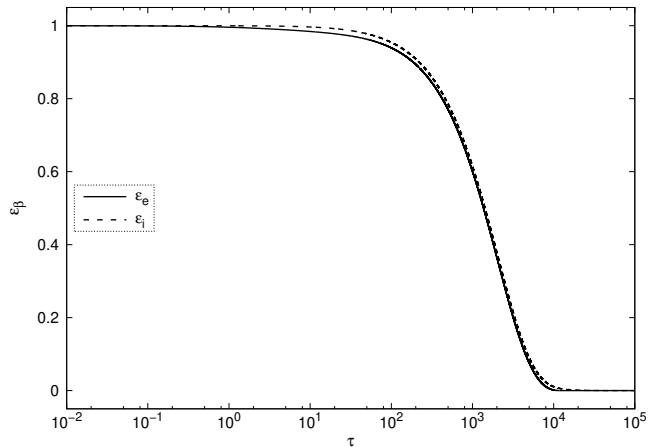


FIG. 2. Time evolution of the densities  $\varepsilon_{\beta} = n_{\beta}/n_0$  for electrons and ions following equations (7), (12) and (13) and same plasma parameters as in Fig. 1.

we see that the variation in the dust charge will affect the plasma densities. Taking the derivative with respect to time, using equation (3) and the dimensionless variables (4), we get

$$\left( \frac{d\varepsilon_i}{d\tau} + \varepsilon_d \frac{1}{\chi_e} \tilde{I}_i \right) + \left( -\frac{d\varepsilon_e}{d\tau} + \varepsilon_d \frac{1}{\chi_e} \tilde{I}_e \right) = 0. \quad (11)$$

Since the ion and electron currents on the grains' surface will affect only the corresponding species density, we consider that the sums within each parentheses in equation (11) are equal to zero, so we write for the densities evolution:

$$\frac{d\varepsilon_i}{d\tau} = -\varepsilon_d \frac{1}{\chi_e} \tilde{I}_i, \quad (12)$$

$$\frac{d\varepsilon_e}{d\tau} = \varepsilon_d \frac{1}{\chi_e} \tilde{I}_e. \quad (13)$$

The solution of the equations (7), (12) and (13) is depicted by the dashed line in Fig. 1 for the electric potential evolution, and in Fig. 2 for the densities evolution, using the same parameters as before. We notice that the electron and ion densities will diminish constantly with respect to time. Since there is no source of plasma particles and the absorption model (1) does not have any restriction to how many particles the dust may absorb, the grains will absorb the particles continuously such that, for a sufficiently large time, there will be no more particles in the plasma.

As a consequence, the electrical potential in Fig. 1 will firstly diminish because of the more frequent electron collisions. However, at a given time, the ion current becomes larger and the potential starts to increase towards zero. After a large amount of time, the grains will have absorbed all the plasma particles and their potential will go back to zero, which is the equilibrium value in this case.

This scenario is not believed to happen in space plasmas, since the grains achieve a non zero equilibrium value while the plasma species densities are not affected in such extreme manner<sup>25,30</sup>. These environments are not static and generally there is a flow of plasma particles originated, e.g., from the stellar wind<sup>31</sup>. Additionally, the OML model for plasma particle absorption does not limit the amount of particles that can be absorbed by the dust grains, and it will continue to happen as long as there are particles present in the system. Therefore, the issue presented when we study the density evolution together with the dust potential must be addressed by considering a flow of particles into the plasma or/and improving the absorption model used. We use the former approach as explained in the next section.

### III. MODEL FOR SOURCE AND SINK OF PARTICLES IN A FINITE REGION

The approach we use in this work considers a finite region where dust grains are present and, consequently, alter the plasma densities within it. This region is surrounded by a dustless plasma with constant density, which is the same as the initial density of the region considered. The plasma particles at the borders of that region will flow in and out, this flow will be proportional to the density and thermal velocity of that species. As a first approach, we simplify the model considering that the particles will flow in and out along all volume of the region and not only at the borders, not considering the diffusion term that appears in the fluid equations.

Therefore, we consider that the density outside the dusty plasma region is  $n_0$  and there is a flow of plasma species  $\beta$  into that region of  $n_0 v_{T\beta}$  particles per unit area per unit time. Multiplying this term by the region surface area  $A_s$  will result in the total number of particles flowing into the region. We also divide this term by the region volume  $V$  to result in the density flow of particles per unit time. Hence, we write the source of plasma particles as

$$\left. \frac{dn_\beta}{dt} \right|_{\text{source}} = n_0 v_{T\beta} \frac{A_s}{V}. \quad (14)$$

Similarly, we write a model for the flow to the outside of the region, which will be proportional to the density  $n_\beta(t)$ . This flow is variable in time since the density inside the region will change due to the capture of plasma particles by the dust grains. We call this term the sink of plasma particles. Although the absorption of plasma particles by the dust grains also configure a sink of particles, we refer to this term as ‘absorption’ term, and the flow of particles to the outside of the region as ‘sink’ term. Therefore, we write the sink term as

$$\left. \frac{dn_\beta}{dt} \right|_{\text{sink}} = -n_\beta(t) v_{T\beta} \frac{A_s}{V}. \quad (15)$$

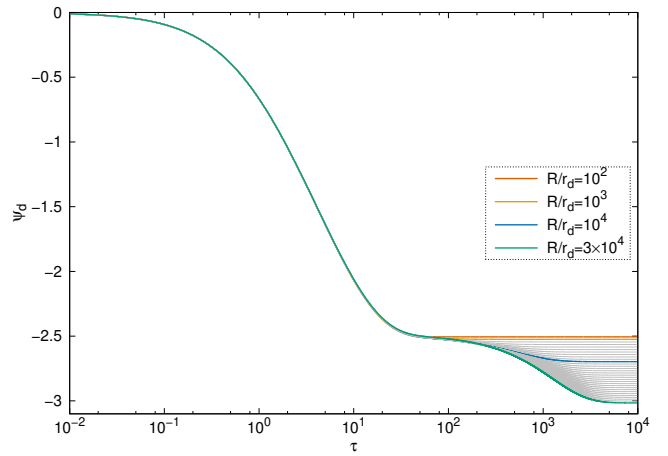


FIG. 3. Time evolution of normalized dust electrical potential for several dust region radii  $R$ . Gray lines represent regions with normalized radius  $R/r_d$  with an increment of  $1 \times 10^3$  in relation to the previous line. Same plasma parameters as in Fig. 1.

Considering a spherical region of radius  $R$  and the inter-grain distance as  $r_d = 1/n_d^{1/3} = 1/(\varepsilon_d n_0)^{1/3}$ , we write the source and sink terms in terms of the dimensionless variables (4) as

$$\left. \frac{d\varepsilon_\beta}{d\tau} \right|_{\text{source}} = 3\sqrt{2\pi} \frac{v_{T\beta}}{v_{Te}} \frac{\lambda_{De}^2}{a(R/r_d)} (\varepsilon_d n_0)^{1/3}, \quad (16)$$

$$\left. \frac{d\varepsilon_\beta}{d\tau} \right|_{\text{sink}} = -3\sqrt{2\pi} \frac{v_{T\beta}}{v_{Te}} \frac{\lambda_{De}^2}{a(R/r_d)} (\varepsilon_d n_0)^{1/3} \varepsilon_\beta. \quad (17)$$

The absorption term is given by equations (12) and (13), i.e.,

$$\left. \frac{d\varepsilon_\beta}{d\tau} \right|_{\text{abs}} = -\text{sgn}(q_\beta) \varepsilon_d \frac{1}{\chi_e} \tilde{I}_\beta. \quad (18)$$

Therefore, the total density variation is given by

$$\frac{d\varepsilon_\beta}{d\tau} = \left. \frac{d\varepsilon_\beta}{d\tau} \right|_{\text{abs}} + \left. \frac{d\varepsilon_\beta}{d\tau} \right|_{\text{source}} + \left. \frac{d\varepsilon_\beta}{d\tau} \right|_{\text{sink}}. \quad (19)$$

### IV. NUMERICAL ANALYSIS

Now we solve numerically equations (7) and (19) for the same plasma parameters considered in Fig. 1. The time evolution of the normalized dust electrical potential for a given region size is depicted in Fig. 3. The colored lines show the curves corresponding to the ratio of the dusty region radius over inter-grain distance with values  $R/r_d = 10^2, 10^3, 10^4$  and  $3 \times 10^4$ ; while gray lines represent regions with normalized radius with an increment of  $1 \times 10^3$  in relation to the previous line. Given the numerical parameters, these  $R/r_d$  values correspond to spherical regions with radii ranging from a few centimeters to a few meters.

TABLE I. Numerical values for equilibrium dust potential  $\Psi_{d,eq}$ , electron density  $\varepsilon_{e,eq}$  and ion density  $\varepsilon_{i,eq}$  achieved in a time  $\tau_{eq}$ , for different dusty region radius  $R/r_d$ .

$R/r_d$	$\Psi_{d,eq}$	$\tau_{eq}$	$\varepsilon_{e,eq}$	$\varepsilon_{i,eq}$
$10^2$	-2.50591	300	0.99994	0.99729
$10^3$	-2.52436	1413	0.99938	0.97340
$10^4$	-2.69708	12699	0.99480	0.77714
$3 \times 10^4$	-3.01591	27098	0.98873	0.51693

We observe that when a finite size for the dusty plasma region is considered, with a source of plasma particles, the dust potential tends to achieve an equilibrium value  $\psi_{d,eq}$ . As the value of the region radii  $R$  increases, the equilibrium potential tends to be higher in modulus. Furthermore, the time needed for the potential to achieve an equilibrium value also depends on the region size. As shown in table I, the dust grains take longer to reach such value of  $\psi_{d,eq}$  for higher values of  $R/r_d$ .

In Fig. 4 we can see the time evolution of electron (top panel) and ion (bottom panel) densities. Both plasma species tend to achieve a lower equilibrium value for bigger regions. For the region sizes considered, the electron density decreases by no more than 2% of its initial value. On the other hand, the ion number density is much more affected, with the value of equilibrium attaining nearly 50% of the initial value, for  $R/r_d = 3 \times 10^4$ .

The ion densities show always decreasing values for higher time steps until the equilibrium value is numerically achieved. Meanwhile, the electron densities start decreasing in time and reach a minimum value; after this point, the densities increase to reach the equilibrium value. While the curves corresponding to  $R/r_d = 10^2, 10^3$  and  $3 \times 10^4$  show always increasing values after the minimum point, we see in the  $R/r_d = 10^4$  curve a fluctuation of the densities between approximately  $\tau = 10^2$  and  $10^3$  before reaching the equilibrium value. This behavior can be seen in some of the gray curves, which show the results for an increment of  $1 \times 10^3 R/r_d$  in relation to the previous line. These lines show a smooth transition between the colored lines and indicate that this fluctuation only happens in a given interval of  $R$  values.

Now we look at larger regions, ranging from tens of meters to the order of  $10^5$  km, in Figs. 5 and 6. Fig. 5 shows the time evolution of the dimensionless dust electrical potential for several  $R/r_d$  values (colored lines) and for the case with no source or sink of plasma particles (black line), i.e., considering an infinitely large dusty region. As discussed before, the ‘‘no source’’ line will firstly show decreasing values of the dust electric potential, since the grains absorb more plasma electrons than ions. However, for higher time steps, the electron density decreases sufficiently for the ion absorption to become greater and the dust potential starts to increase in value. Eventually, the dust grains will absorb all the plasma particles and their electrical potential will go back to zero, since there is no source of electrons and ions.

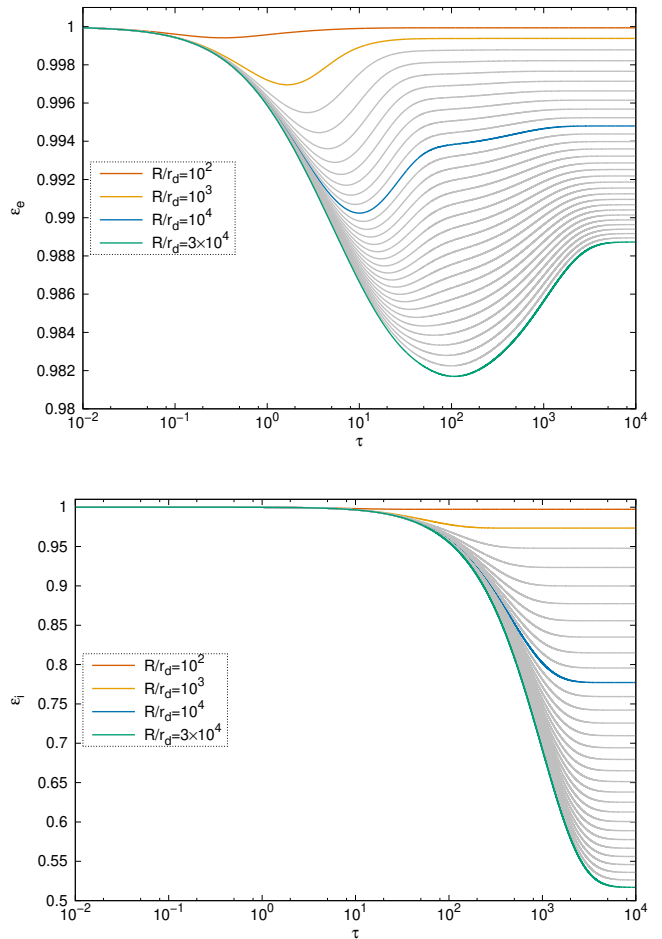


FIG. 4. Time evolution of electron (top panel) and ion (bottom panel) dimensionless densities  $\varepsilon_\beta = n_\beta/n_0$  for several dusty region radii  $R$ . Gray lines represent regions with dimensionless radius  $R/r_d$  increased by  $1 \times 10^3$  in relation to the previous line.

Looking at the colored lines of Fig. 5 we see that the lines tend to follow the ‘no source’ case until a given time step. For higher values of  $R/r_d$ , the colored lines follow the black line during a longer time interval. If we tend the region radius to infinity, both the source and sink terms in equation (19) would tend to zero and we would get back the case with no source or sink of plasma particles, as expected. However, we observe that after a given instant, the potentials stop approaching zero and start to become more negative, achieving an equilibrium value further away from zero as  $R/r_d$  increases.

This effect is related to the source of plasma particles, as we can see in Fig. 6. While the electrons and ions densities have ever decreasing values for the case without source or sink of particles (black lines), the colored lines show that when we consider a finite region, the electron density will start to increase after it reaches a minimum value, until it reaches its equilibrium. This rise in electron density, which can be of several orders of magnitude, causes the dust potential to reach high negative values.

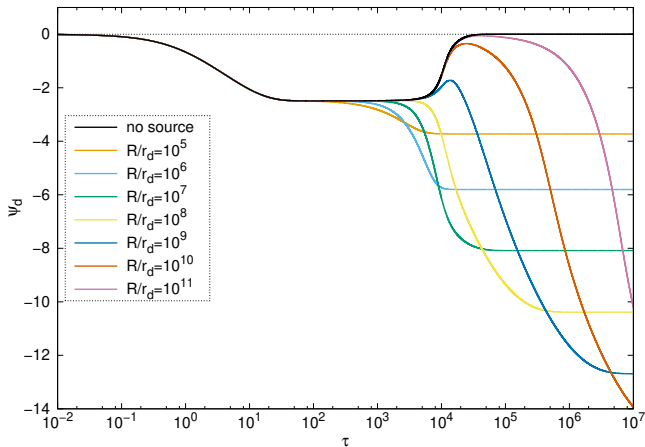


FIG. 5. Time evolution of dimensionless dust electrical potential for several dusty region radii  $R$ . The black line represents the case without source or sink of plasma particles.

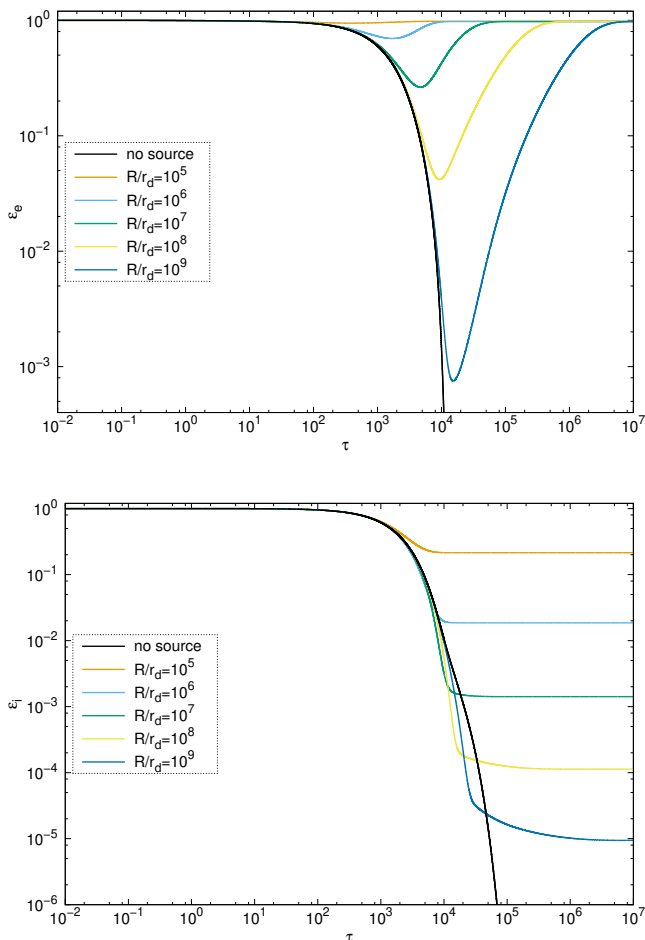


FIG. 6. Time evolution of electron (top panel) and ion (bottom panel) dimensionless densities  $\varepsilon_\beta = n_\beta/n_0$  for several dusty region radii  $R$ . Black lines represent the cases without source or sink of plasma particles.

In order to better understand the dynamics involving the electric potential for large values of radii, we plot the absolute values of the different terms in equation (19) separately for  $R/r_d = 10^9$  in Fig. 7. Panel (a) shows the evolution of the dimensionless electric potential. Panel (b) shows the absorption term  $(d\varepsilon_\beta/d\tau)_{\text{abs}}$  in equation (19) for electrons (black line) and ions (colored line). The source and sink terms,  $(d\varepsilon_\beta/d\tau)_{\text{source}}$  and  $(d\varepsilon_\beta/d\tau)_{\text{sink}}$ , are shown in panel (c) for electrons and in panel (d) for ions. Panels (e) and (f) show again the source term together with the sum of the absorption and sink terms, i.e., the total subtraction of particles in the plasma, for electrons and ions, respectively.

As we look at the results for a large value of  $R/r_d$ , we observe that the absorption terms in panel (b) are a few orders of magnitude higher than the sink and source terms, in panels (c) and (d), for low  $\tau$  values. At the beginning, the electron absorption term is higher than the ion term, making the dust potential to increase in negative values. As the time passes, both absorption terms are practically equal and the potential seems to achieve a stable value, however, the ion absorption term becomes higher and the potential starts to increase towards zero.

The electron and ion absorption terms then start decreasing together with their densities, however, around  $\tau = 10^4$ , the electron source term becomes higher than the sum of the absorption and sink term, as seen in panel (e), i.e., the electron density starts increasing and the absorption term stops decreasing. Not long after that, we see that the electron absorption term is once again higher than the ion absorption term, and the electrical potential starts moving towards higher negative values. Since the potential becomes more negative, the electron collision becomes more difficult and this term starts decreasing again until it reaches the same value of the ion absorption term, at this point the dust potential is at equilibrium.

As we see, the analysis of the electric potential dynamics reveals significant insights into the behavior of absorption, source and sink terms as modeled in equation (19). There is a strong interdependence between the dominance of each term and the instant value of the dust potential and the plasma densities.

## V. CONCLUSIONS

We studied the time evolution of the dust electrical potential and plasma particles densities considering that dust grains are charged by the absorption of electrons and ions.

The initial model for the absorption of plasma particles is proposed following the OML theory. We noticed that this absorption model does not limit the amount of plasma particles that can be absorbed by the grains, so that, if we do not consider a source of electrons and ions, the dust grains will eventually absorb all the plasma particles of the system and their electrical potential will be

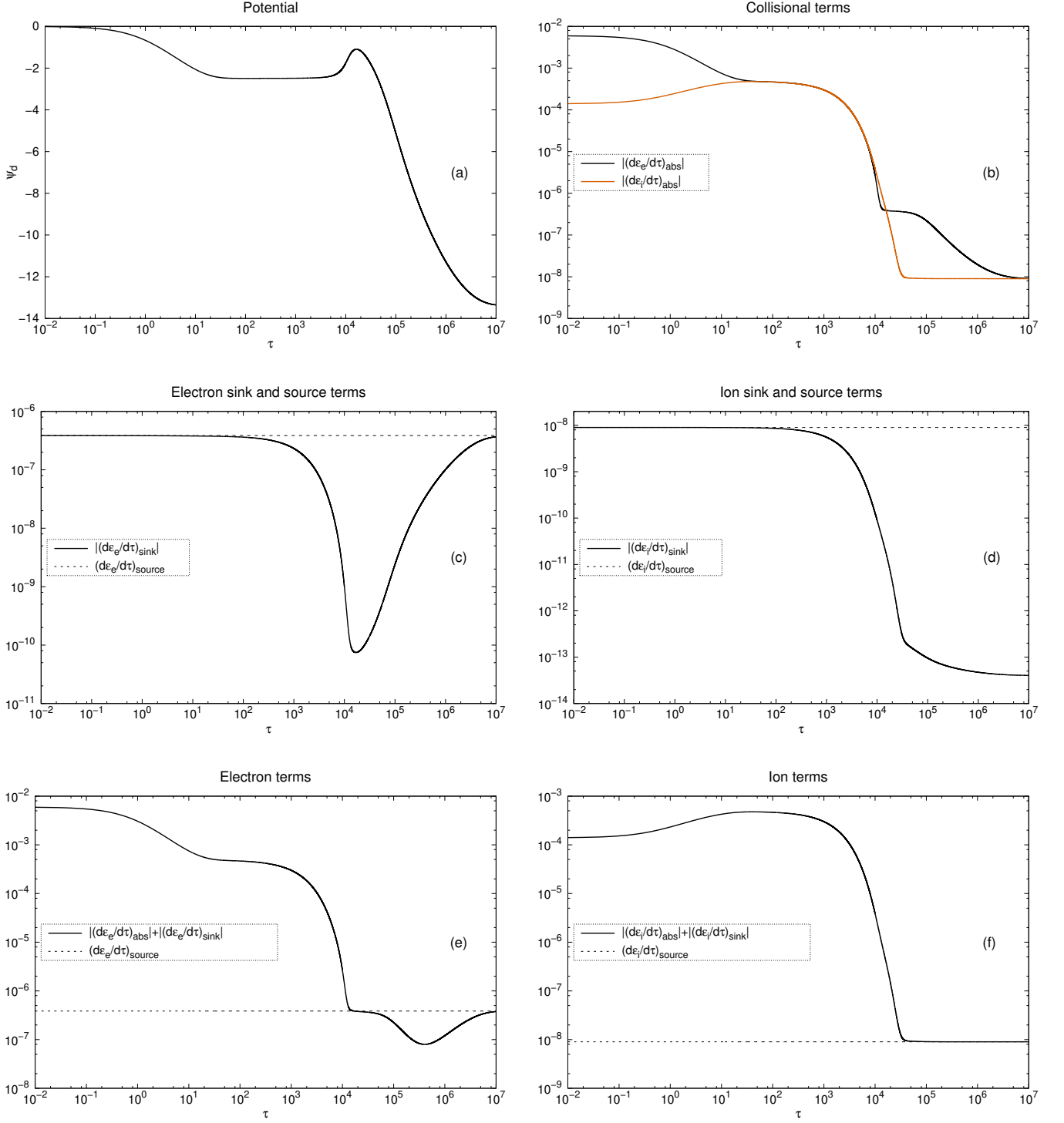


FIG. 7. Time evolution of the absolute values of the terms in equation (19), for  $R/r_d = 10^9$ . (a) Dust electrical potential. (b) Absorption terms for electrons and ions. Source (dashed lines) and sink (continuous lines) terms for (c) electrons and (d) ions. Source term (dashed lines) and total subtraction (continuous lines) of (e) electrons and (f) ions.

null.

To address this issue we modeled simple expressions for the source and sink of plasma particles in a finite region. Taking into account the flow of plasma particles

into and out of the considered dusty region, the dust grain potential and plasma particle densities are able to achieve non zero equilibrium values. These equilibrium values will depend on the region size. As the region radii

increase, the equilibrium plasma densities are lower and the equilibrium potential tends to be more negative.

For larger regions, the time evolution of the dust potential tends to follow the case where no source nor sink of plasma particles are considered. However, after a certain time period, the potential curves deviate from the ‘no source’ case and start showing increasing values in modulus, with the equilibrium values of the potential further from zero as the radius increases. To better understand this effect, we looked at the different terms in the time evolution equation for plasma density and saw that at a given time step the electron source term becomes higher than the sum of the sink and absorption terms, causing the electron density and absorption to increase taking the potential to high negative values.

The investigation presented considered that the plasma species follow Maxwellian distribution functions of momenta, which are not affected, only the average densities will change in time. This model can be improved considering that the absorption of plasma particles will depend on their momenta, so that the initial distribution function may be deviated from the Maxwellian form. To do this, it is necessary the use of the kinetic equations which, instead of describing the time evolution of plasma densities, describe the time evolution of the particle velocity distribution functions. We intend to follow this investigation considering a model similar to the model utilized in this work, and expect to publish the results in the near future.

## ACKNOWLEDGEMENTS

This study was financed in part by the Coordenação de Aperfeiçoamento de Pessoal de Nível Superior – Brasil (CAPES) – Finance Code 001. LFZ acknowledges support from CNPq (Brazil), grant No. 303189/2022-3. RG acknowledges support from CNPq (Brazil), grant No. 313330/2021-2.

## AUTHOR DECLARATIONS

### Conflict of Interest

The authors have no conflicts to disclose.

### Author Contributions

**L. B. De Toni:** Conceptualization (equal); Investigation (equal); Writing/Original Draft Preparation (lead); Writing/Review & Editing (equal). **L. F. Ziebell:** Conceptualization (equal); Investigation (equal); Writing/Review & Editing (equal). **R. Gaelzer:** Conceptualization (equal); Investigation (equal); Writing/Review

& Editing (equal).

## DATA AVAILABILITY

The data that support the findings of this study are available from the corresponding author upon reasonable request.

## REFERENCES

- <sup>1</sup>P. K. Shukla and A. A. Mamun, *Introduction to Dusty Plasma Physics* (IoP Publishing, Bristol, 2002).
- <sup>2</sup>J. Spitzer, Lyman, *The Astrophys. J.* **93**, 369 (1941).
- <sup>3</sup>S. Khrapak and G. Morfill, *Contrib. Plasma Phys.* **49**, 148 (2009).
- <sup>4</sup>P. K. Shukla and B. Eliasson, *Rev. Mod. Phys.* **81**, 25 (2009).
- <sup>5</sup>D. Mendis, *Adv. Space Res.* **4**, 111 (1984).
- <sup>6</sup>P. Staubach, E. Grün, and R. Jehn, *Adv. Space Res.* **19**, 301 (1997), space Debris.
- <sup>7</sup>M. V. Sykes, E. Grün, W. T. Reach, and P. Jenniskens, in *Comets II* (2004) pp. 677–693.
- <sup>8</sup>P. Léna, Y. Viala, D. Hall, and A. Soufflot, *Astron. and Astrophys.* **37**, 81 (1974).
- <sup>9</sup>W. Mankin, R. MacQueen, and R. Lee, *Astron. and Astrophys.* **31**, 17 (1974).
- <sup>10</sup>R. A. Howard, A. Vourlidas, V. Bothmer, R. C. Colaninno, C. E. DeForest, B. Gallagher, J. R. Hall, P. Hess, A. K. Higginson, C. M. Korendyke, *et al.*, *Nature* **576**, 232 (2019).
- <sup>11</sup>G. C. Clayton, B. A. Whitney, S. A. Stanford, and J. S. Drilling, *The Astrophys. J.* **397**, 652 (1992).
- <sup>12</sup>G. R. Knapp, in *Late Stages of Stellar Evolution*, edited by S. Kwok and S. R. Pottasch (Springer Netherlands, Dordrecht, 1987) pp. 103–118.
- <sup>13</sup>Mattsson, L. and Höfner, S., *Astron. and Astrophys.* **533**, A42 (2011).
- <sup>14</sup>M. C. De Juli and R. S. Schneider, *J. Plasma Phys.* **60**, 243 (1998).
- <sup>15</sup>M. C. De Juli, R. S. Schneider, L. F. Ziebell, and V. Jatenco-Pereira, *Phys. Plasmas* **12**, 052109 (2005).
- <sup>16</sup>L. F. Ziebell, M. C. De Juli, R. S. Schneider, and V. Jatenco-Pereira, *Phys. Plasmas* **12**, 082102 (2005).
- <sup>17</sup>L. B. De Toni and R. Gaelzer, *Monthly Notices of the Royal Astronomical Society* **508**, 340 (2021).
- <sup>18</sup>J. E. Allen, R. L. F. Boyd, and P. Reynolds, *Proc. Phys. Soc. B* **70**, 297 (1957).
- <sup>19</sup>H. M. Mott-Smith and I. Langmuir, *Phys. Rev.* **28**, 727 (1926).
- <sup>20</sup>J. E. Allen, *Phys. Scr.* **45**, 497 (1992).
- <sup>21</sup>I. B. Bernstein and I. N. Rabinowitz, *Phys. Fluids* **2**, 112 (1959).
- <sup>22</sup>V. E. Fortov, A. V. Ivlev, S. A. Khrapak, A. G. Khrapak, and G. E. Morfill, *Phys. Rep.* **421**, 1 (2005).
- <sup>23</sup>B. T. Draine, *Physics of the Interstellar and Intergalactic Medium* (2011).
- <sup>24</sup>M. Horányi, *Annu. Rev. of Astron. and Astrophys.* **34**, 383 (1996).
- <sup>25</sup>H. Kimura and I. Mann, *The Astrophys. J.* **499**, 454 (1998).
- <sup>26</sup>V. V. Yaroshenko, H. Lühr, and W. J. Miloch, *J. Geophys. Res.: Space Phys.* **119**, 221 (2014).
- <sup>27</sup>J. S. Chang and K. Spariosu, *J. Phys. Soc. Jpn.* **62**, 97 (1993).
- <sup>28</sup>S. K. Kodanova, N. K. Bastykova, T. S. Ramazanov, G. N. Nigmatova, S. A. Maiorov, and Z. A. Moldabekov, *IEEE Trans. Plasma Sci.* **47**, 3052 (2019).
- <sup>29</sup>V. N. Tsyтовich, G. E. Morfill, and H. Thomas, *Plasma Phys. Rep.* **30**, 816 (2004).
- <sup>30</sup>T. Mukai, *Astron. and Astrophys.* **99**, 1 (1981).
- <sup>31</sup>K. G. Kislyakova, C. P. Johnstone, P. Odert, N. V. Erkaev, H. Lammer, T. Lüftinger, M. Holmström, M. L. Khodachenko, and M. Güdel, *Astron. and Astrophys.* **562**, A116 (2014).