

Pre-Big-Bang Cosmology Cannot Explain NANOGrav 15-year Signal

Qin Tan^{1,2,*}, You Wu^{3,†} and Lang Liu^{4,‡}

¹*Department of Physics, Key Laboratory of Low Dimensional Quantum Structures and Quantum Control of Ministry of Education, Synergetic Innovation Center for Quantum Effects and Applications, Hunan Normal University, Changsha, 410081, Hunan, China*

²*Institute of Interdisciplinary Studies, Hunan Normal University, Changsha, Hunan 410081, China*

³*College of Mathematics and Physics, Hunan University of Arts and Science, Changde, 415000, China*

⁴*Faculty of Arts and Sciences, Beijing Normal University, Zhuhai 519087, China*

We investigate whether the Pre-Big Bang (PBB) scenario from string cosmology can explain the stochastic gravitational wave background signal reported in the NANOGrav 15-year dataset. Using Bayesian analysis techniques, we constrain the key parameters of the PBB model by comparing its theoretical predictions with the observed data. Our analysis yields $\beta = 3.2_{-0.1}^{+0.2}$ (90% credible interval) for the dilaton-dynamics parameter, which significantly exceeds the theoretically allowed range of $0 \leq \beta < 3$ at the 5σ level. Additionally, model comparison strongly favors a simple power-law spectrum over the PBB scenario, with a Bayes factor of approximately 106. These results demonstrate that the PBB scenario, in its current formulation, cannot adequately explain the NANOGrav observations, highlighting the need for either significant modifications to the model or alternative explanations for the observed signal.

I. INTRODUCTION

Recently, the Pulsar timing array (PTA) community has made significant progress in the search for the stochastic gravitational wave background (SGWB). Several collaborations, including the Chinese PTA (CPTA) [1], the European PTA (EPTA) in collaboration with the Indian PTA (InPTA) [2, 3], the Parkes PTA (PPTA) [4, 5], and the North American Nanohertz Observatory for GWs (NANOGrav) [6, 7], have presented compelling evidence for the presence of a stochastic signal in the frequency range of approximately 10^{-9} to 10^{-7} Hz. This collaborative effort has marked a milestone in the detection of SGWBs in the nanohertz frequency range, generating substantial interest in the scientific community due to its far-reaching implications. The opening of this new observational window has the potential to revolutionize our understanding of fundamental physics and shed light on the processes that shaped the early Universe [8, 9].

The SGWB is a diffuse background of gravitational waves (GW) that permeates the Universe. It is believed to be a superposition of GWs from a variety of unresolved sources, both astrophysical and cosmological in origin. Detecting and characterizing the SGWB is of utmost importance because it can provide unique insights into various processes that occurred in the early Universe and astrophysical phenomena [10]. PTAs exploit the remarkable precision of millisecond pulsars, which act as stable celestial clocks, to detect the minute perturbations in the arrival times of radio pulses caused by passing GWs [11].

The nanohertz frequency range probed by PTAs is particularly interesting because it corresponds to the characteristic frequencies of GWs from various cosmological sources, such as cosmic strings [12–17], domain walls [18–21], scalar-induced GWs [22–44], primordial GWs [45–49], and phase transitions in the early Universe [50–58]. These exotic phenomena, predicted by various theories beyond the Standard Model of particle physics, could have left their imprints on the SGWB, providing a unique opportunity to test these theories and gain insights into the fundamental laws of nature. This makes PTAs an ideal instrument for investigating the SGWB that originated from the early Universe or new physics beyond the Standard Model [59–65].

Another exciting possibility is that the detected signal is derived from string theory, a leading candidate for a unified theory of quantum gravity [66, 67]. String theory provides a consistent framework for unifying the fundamental interactions of nature [68, 69], including gravity, and has made remarkable progress in addressing long-standing problems in theoretical physics, such as the Big Bang singularity [70, 71] and the trans-Planckian problem [72]. However, directly testing string theory predictions in laboratory experiments is extremely challenging, as the energy scales involved are far beyond the reach of current technology. Fortunately, the early Universe serves as a natural laboratory for testing string theory predictions, as the extreme conditions that prevailed in the primordial cosmos can leave observable imprints on the SGWB. In the context of string cosmology, the so-called Pre-Big Bang (PBB) scenario has emerged as a promising model that could produce SGWB [73–78]. This PBB phase would have generated a SGWB with a distinctive blue-tilted spectrum [79], where the amplitude of the GWs increases with frequency.

The PBB scenario appears to offer a natural framework for explaining the PTA observations. However, a detailed

* tanqin@hunnu.edu.cn

† Corresponding author: youwuphy@gmail.com

‡ Corresponding author: liulang@bnu.edu.cn

analysis is necessary to determine whether the specific predictions of PBB cosmology are compatible with the NANOGrav data. In this paper, we analyze the theoretical predictions of the PBB scenario for SGWB and compare these predictions with the NANOGrav 15-year dataset to constrain the parameter space of the PBB model. Our analysis reveals that the NANOGrav 15-year signal cannot be adequately explained by the PBB scenario, providing important constraints on string cosmology models.

The paper is organized as follows: Section II reviews the theoretical framework of SGWB in PBB cosmology. Section III presents our analysis methodology and results using the NANOGrav dataset. We discuss our conclusions and their implications in Section IV.

II. SGWB FROM PBB

Based on the scale-factor duality of the string cosmological equation [79], the so-called PBB scenario can produce a SGWB with a blue-tilted (i.e. increasing with frequency) spectrum. The present-day spectral energy density of the SGWB within our cosmic horizon can be expressed as:

$$\Omega_{\text{GW}}(k, \tau_0) = \frac{1}{\rho_{\text{crit}}(\tau_0)} \frac{d\rho_{\text{GW}}}{d \ln k}, \quad (1)$$

where τ_0 denotes the current conformal time, and $\rho_{\text{crit}} = 3M_{\text{Pl}}^2 H^2$ represents the critical energy density. We focus on the contribution to the SGWB from the cosmological amplification of metric tensor fluctuations. The energy density of each mode k is

$$d\rho(\tau_0) = 2k \langle n_k(\tau_0) \rangle \frac{d^3 k}{8\pi^3} = \frac{k^4}{\pi^2} \langle n_k(\tau_0) \rangle \ln k, \quad (2)$$

where $\langle n_k(\tau_0) \rangle$ represents the graviton number density at τ_0 . To obtain $\langle n_k(\tau_0) \rangle$, we solve the evolution equation for the tensor perturbation mode h_k [76]:

$$v_k'' + \left(k^2 - \frac{\xi''}{\xi} \right) v_k = 0, \quad (3)$$

where prime denotes the derivative with respect to conformal time τ , $v_k = \xi h_k$, and $\xi(\tau)$ is the ‘‘pump field’’ that determines the dynamics of the fluctuation h_k . In the chosen model, the background is approximated as a sequence of five cosmic phases, with the pump field ξ exhibiting power-law behavior in each phase: $\xi = (M_{\text{Pl}/\sqrt{2}})|\tau/\tau_1|^\alpha$, where τ_1 marks the end of the string phase. The solution h_k of Eq. (3) can be expressed using Hankel functions $H_\nu^{(1)}$ and $H_\nu^{(2)}$ as

$$h_k(\tau) = \left(\frac{2\tau_1}{M_{\text{Pl}}^2} \right)^{\frac{1}{2}} \left| \frac{\tau}{\tau_1} \right|^\nu \left[A_+(k) H_\nu^{(2)}(k\tau) + A_-(k) H_\nu^{(1)}(k\tau) \right], \quad (4)$$

where $\nu = \frac{1}{2} - \alpha$, and A_\pm are coefficients determined by the continuity of h_k and h_k' in each phase and the initial condition $v_k = (1/\sqrt{2k}) \exp(-ik\tau)$ for $\tau \rightarrow -\infty$. The graviton number density $\langle n_k(\tau_0) \rangle$ is then given by

$$\langle n_k(\tau_0) \rangle = \frac{4}{\pi} |A_-(k)|_{\tau = \tau_0}. \quad (5)$$

Combining this equation with Eqs. (1) and (2) yields the SGWB produced by the PBB scenario.

The model considered here is divided into five phases separated by four transitions (at $\tau_i : \tau_1, \tau_\sigma, \tau_d, \tau_s$), corresponding to the end of the string phase, the onset of an axion-dominated dust phase, the beginning of post-Big-Bang evolution, and the transition from a low-energy initial stage to a possible late attractor, respectively. The specific form of ξ is given by [76]

$$\xi \sim \begin{cases} \frac{M_{\text{Pl}}}{\sqrt{2}} (-\tau)^{1/2}, & \tau < -\tau_s \\ \frac{M_{\text{Pl}}}{\sqrt{2}} (-\tau)^{\beta-1}, & -\tau_s < \tau < -\tau_1 \\ \frac{M_{\text{Pl}}}{\sqrt{2}} \tau, & -\tau_1 < \tau < \tau_\sigma \\ \frac{M_{\text{Pl}}}{\sqrt{2}} \tau^2, & \tau_\sigma < \tau < \tau_d \\ \frac{M_{\text{Pl}}}{\sqrt{2}} \tau, & \tau_d < \tau < \tau_{\text{eq}} \end{cases} \quad (6)$$

where β is a parameter describing the dynamics of internal dimensions and the high-energy growth of the dilaton. Based on these specific forms of the pump field, the energy density fraction spectrum of the SGWB can be represented as [76, 78]

$$\Omega_{\text{gw}}(f) = \begin{cases} \Omega_{\text{PBB}} \exp[-(f - f_1)/f_1], & f > f_1 \\ \Omega_{\text{PBB}} \left(\frac{f}{f_1} \right)^{\beta_1}, & f_\sigma \lesssim f \lesssim f_1 \\ \Omega_{\text{gw}}(f_1) \left(\frac{f_\sigma}{f_1} \right)^{\beta_1} \left(\frac{f}{f_\sigma} \right)^{\beta_2}, & f_d \lesssim f \lesssim f_\sigma \\ \Omega_{\text{gw}}(f_\sigma) \left(\frac{f_d}{f_\sigma} \right)^{\beta_2} \left(\frac{f}{f_d} \right)^{\beta_1}, & f_s \lesssim f \lesssim f_d \\ \Omega_{\text{gw}}(f_d) \left(\frac{f_s}{f_d} \right)^{\beta_1} \left(\frac{f}{f_s} \right)^3, & f \lesssim f_s \end{cases} \quad (7)$$

where $f_i = 1/(2\pi\tau_i)$, $\beta_1 = 3 - |3 - 2\beta|$, and $\beta_2 = 1 - |3 - 2\beta|$. The dimensionless amplitude Ω_{PBB} is given by

$$\Omega_{\text{PBB}} = \Omega_{\tau_0} \left(\frac{H_1}{M_{\text{Pl}}} \right)^2 \left(\frac{f_d}{f_\sigma} \right)^2, \quad (8)$$

with $\Omega_{\tau_0} \approx 4.15 \times 10^{-5} h^{-2}$ being the critical fraction of the current radiant energy density. For convenience, we define three parameters [78]

$$z_s = \frac{\tau_s}{\tau_1} = \frac{f_1}{f_s}, \quad z_\sigma = \frac{\tau_\sigma}{\tau_1} = \frac{f_1}{f_\sigma}, \quad z_d = \frac{\tau_d}{\tau_1} = \frac{f_1}{f_d}. \quad (9)$$

The frequencies f_1 and the corresponding curvature scales $H_1 = H(\tau_1)$ can be expressed using these newly defined parameters as

$$f_1 = \frac{3.9 \times 10^{11}}{2\pi} \left(\frac{H_1}{M_{\text{Pl}}} \right)^{1/2} \left(\frac{z_\sigma}{z_d} \right)^{1/2}, \quad (10)$$

and

$$\log_{10} \left(\frac{H_1}{M_{\text{Pl}}} \right) = \frac{2}{5 - n_s} \left\{ \log_{10} \left[\frac{4.2\pi^2}{T^2(H_1)} \right] - 9 \right. \\ \left. + (1 - n_s)(\log_{10} 1.5 - 27) \right. \\ \left. + (1 - n_s - 2\beta) \log_{10} z_s \right. \\ \left. + \frac{n_s - 1}{2} (\log_{10} z_\sigma - \log_{10} z_d) \right\} \quad (11)$$

with

$$n_s = 0.9649 \pm 0.0042, \quad (12)$$

$$T(H_1) \approx 0.13 \left(\frac{H_1}{M_{\text{Pl}}} \right)^{1/6} z_d^{1/4} z_\sigma^{-7/12} \\ + 0.25 \left(\frac{H_1}{M_{\text{Pl}}} \right)^{-1/6} z_d^{-1/4} z_\sigma^{7/12} - 0.01. \quad (13)$$

Thus, the SGWB spectrum (7) is determined by four undetermined parameters: β , z_s , z_σ , and z_d . We will use NANOGrav data to constrain these parameters, providing insights into the search for observational features of string theory.

III. DATA ANALYSIS AND RESULTS

We analyze the PTA signal detected in the NANOGrav 15-year dataset to test predictions of the PBB cosmological model. This investigation leverages timing observations from an array of 67 millisecond pulsars monitored over a baseline of $T_{\text{obs}} = 16.03$ years [6, 7].

The analysis framework centers on the characteristic Hellings-Downs spatial correlation pattern [80], which provides a crucial discriminator between genuine gravitational-wave signals and various noise sources. The power spectral density $S(f)$ of the gravitational-wave strain is reconstructed from the timing residual cross-correlations through:

$$S(f) = d(f)^2 T_{\text{obs}}, \quad (14)$$

where $d(f)$ represents the measured time delay at frequency f .

The NANOGrav analysis employs 14 frequency bins spanning 2.0×10^{-9} Hz to 2.8×10^{-8} Hz. This frequency range is particularly sensitive to cosmological signatures from the PBB epoch. We compute the dimensionless energy density spectrum $\hat{\Omega}_{\text{GW}}(f)$ using:

$$\hat{\Omega}_{\text{GW}}(f) = \frac{8\pi^4}{H_0^2} T_{\text{obs}} f^5 d^2(f), \quad (15)$$

Parameter	Prior	Result
β	Uniform[0, 3.6]	$3.2^{+0.2}_{-0.1}$
$\log_{10} z_s$	Uniform[-5, 25]	$14.4^{+1.6}_{-1.3}$
$\log_{10} z_d$	Uniform[-5, 20]	$9.2^{+3.7}_{-6.8}$
$\log_{10} z_\sigma$	Uniform[-5, 20]	$5.4^{+5.5}_{-4.5}$

TABLE I. Prior distributions and posterior constraints for the PBB model parameters. The posterior values are reported as medians with symmetric 90% credible intervals.

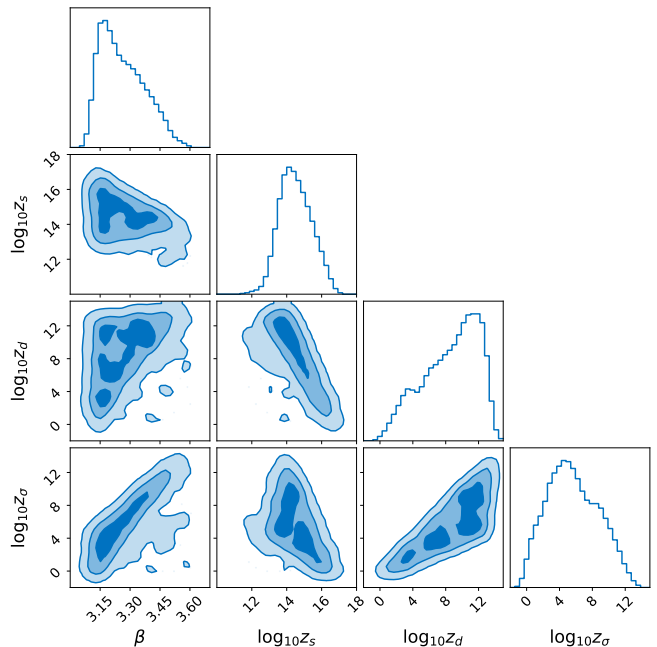


FIG. 1. Joint and marginal posterior distributions for the PBB model parameters $\Lambda = \{\beta, z_s, z_d, z_\sigma\}$ from the NANOGrav 15-year dataset. Diagonal panels show marginalized posteriors, while off-diagonal panels display joint distributions with 1σ , 2σ , and 3σ credible regions.

where we adopt the Planck value $H_0 = 67.4 \text{ km s}^{-1} \text{ Mpc}^{-1}$ [81]. The characteristic strain spectrum $h_c(f)$ is related to the power spectrum through:

$$h_c^2(f) = 12\pi^2 f^3 S(f). \quad (16)$$

To constrain the PBB model parameters $\Lambda = \{\beta, z_s, z_d, z_\sigma\}$, we construct a likelihood function incorporating kernel density estimates of the posterior distributions for each frequency bin:

$$\ln \mathcal{L}(\Lambda) = \sum_{i=1}^{14} \ln \mathcal{L}_i(\Omega_{\text{GW}}(f_i, \Lambda)). \quad (17)$$

We explore the parameter space using nested sampling implemented through *dynesty* [82] within the *Bilby* framework [83]. The prior distributions for all model pa-

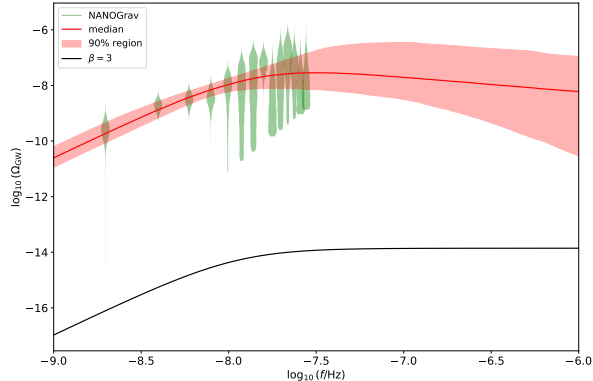


FIG. 2. Energy density spectrum of the SGWB predicted by the PBB model. Green violin plots show the posterior predictive distribution from the NANOGrav 15-year dataset, with the red shaded region indicating the 90% credible interval obtained from NANOGrav data. The black line shows the theoretical spectrum for $\beta = 3$, demonstrating the incompatibility between PBB predictions and the observed data.

parameters are summarized in Table I. Following the theoretical constraints outlined in [78], the parameter space must satisfy:

$$1 \lesssim z_\sigma < z_d < z_s, \quad (18)$$

$$\log_{10} \left(\frac{H_1}{M_{\text{Pl}}} \right) + \frac{3}{2} \log_{10} z_d - \frac{7}{2} \log_{10} z_\sigma \leq 0, \quad (19)$$

$$\log_{10} \left(\frac{H_1}{M_{\text{Pl}}} \right) - 3 \log_{10} z_d + \log_{10} z_\sigma > -42 - \log_{10} 4, \quad (20)$$

$$\log_{10} z_s < 26 - \log_{10} 9 + \frac{1}{2} \log_{10} \left(\frac{H_1}{M_{\text{Pl}}} \right) + \frac{1}{2} (\log_{10} z_\sigma - \log_{10} z_d). \quad (21)$$

Our analysis yields the following parameter constraints (90% credible intervals): $\beta = 3.2^{+0.2}_{-0.1}$, $\log_{10} z_s = 14.4^{+1.6}_{-1.3}$, $\log_{10} z_d = 9.2^{+3.7}_{-6.8}$, and $\log_{10} z_\sigma = 5.4^{+5.5}_{-4.5}$ (see Table I and Figure 1). The posterior predictive distribution for the GW energy density spectrum $\Omega_{\text{GW}}(f)$ is shown in Figure 2.

A significant tension emerges from our analysis: the inferred value of β exceeds 3.08 at the 5σ confidence level (see also Figure 3). This result directly conflicts with the theoretical constraint $0 \leq \beta < 3$, which is fundamental to the PBB scenario, arising from both stability requirements [84] and the necessity of growing string coupling for a smooth bounce transition [85–87]. Moreover, Bayesian model comparison strongly favors a simple power-law spectrum (typically attributed to supermassive black hole binaries [88, 89]) over the PBB scenario, with a Bayes factor of 106, indicating strong evidence favoring the simple power-law model over the PBB

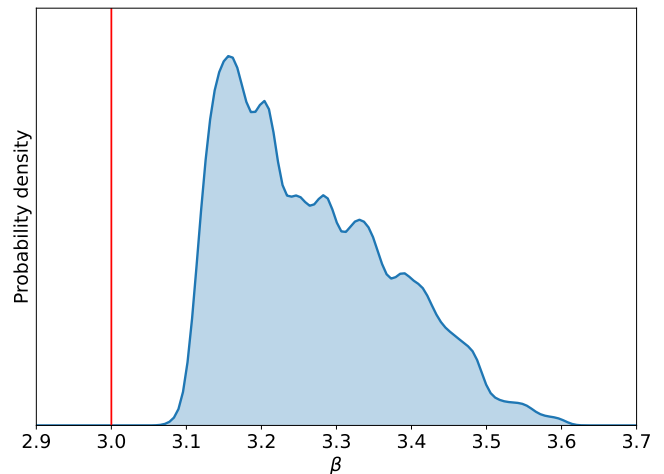


FIG. 3. Marginalized posterior distribution for the dilaton-dynamics parameter β . The theoretically allowed range $0 \leq \beta < 3$ lies entirely outside the observed distribution, indicating a strong tension between PBB predictions and NANOGrav data.

model [90]. These results indicate that the PBB model, in its current formulation, cannot adequately explain the NANOGrav observations.

IV. CONCLUSION

In this work, we have conducted a comprehensive analysis of the PBB cosmological scenario as a potential explanation for the PTA signal detected in the NANOGrav 15-year dataset. Our investigation yields several significant findings that pose fundamental challenges to the PBB interpretation of the data.

First and foremost, our analysis reveals that the parameter β , which describes the dynamics of internal dimensions and dilaton evolution, is constrained to be $\beta = 3.2^{+0.2}_{-0.1}$ at the 90% confidence level. This result is problematic because it lies outside the theoretically allowed range of $0 \leq \beta < 3$, which is required for both stability considerations and the necessity of growing string coupling for a smooth bounce transition. The violation of this theoretical bound is significant at the 5σ level, indicating a fundamental incompatibility between the PBB predictions and the observed data.

Furthermore, our Bayesian model comparison strongly disfavors the PBB scenario when compared to a simple power-law model, with a Bayes factor of approximately 106 in favor of the latter. This suggests that the complexity introduced by the PBB model is not justified by its ability to explain the data, particularly when compared to simpler alternatives such as the SGWB from supermassive black hole binaries.

The constraints we have derived on the other model parameters (z_s , z_d , z_σ) provide additional insights into

the viability of the PBB scenario. While these parameters are well-constrained by the data, the overall framework fails to provide a satisfactory explanation for the observed signal characteristics.

These results have important implications for string cosmology and early universe physics. They suggest that either significant modifications to the current PBB framework are necessary, or alternative theoretical approaches should be pursued to explain the NANOGrav observations. Our findings emphasize the power of GW observations as a tool for testing fundamental theories of the early universe and highlight the challenges faced by string-inspired cosmological models in explaining observational data.

Future observations with improved sensitivity and extended frequency coverage will be crucial in further test-

ing these conclusions and potentially identifying the true origin of the signal detected by NANOGrav.

ACKNOWLEDGMENTS

QT is supported by the National Natural Science Foundation of China (Grants No. 12405055 and No. 12347111), the China Postdoctoral Science Foundation (Grant No. 2023M741148), the Postdoctoral Fellowship Program of CPSF (Grant No. GZC20240458), and the innovative research group of Hunan Province under Grant No. 2024JJ1006. YW is supported by the National Natural Science Foundation of China under Grant No. 12405057. LL is supported by the National Natural Science Foundation of China Grant under Grant No. 12433001.

-
- [1] Heng Xu *et al.*, “Searching for the Nano-Hertz Stochastic Gravitational Wave Background with the Chinese Pulsar Timing Array Data Release I,” *Res. Astron. Astrophys.* **23**, 075024 (2023), [arXiv:2306.16216 \[astro-ph.HE\]](#).
- [2] J. Antoniadis *et al.* (EPTA), “The second data release from the European Pulsar Timing Array - I. The dataset and timing analysis,” *Astron. Astrophys.* **678**, A48 (2023), [arXiv:2306.16224 \[astro-ph.HE\]](#).
- [3] J. Antoniadis *et al.* (EPTA, InPTA:), “The second data release from the European Pulsar Timing Array - III. Search for gravitational wave signals,” *Astron. Astrophys.* **678**, A50 (2023), [arXiv:2306.16214 \[astro-ph.HE\]](#).
- [4] Andrew Zic *et al.*, “The Parkes Pulsar Timing Array third data release,” *Publ. Astron. Soc. Austral.* **40**, e049 (2023), [arXiv:2306.16230 \[astro-ph.HE\]](#).
- [5] Daniel J. Reardon *et al.*, “Search for an Isotropic Gravitational-wave Background with the Parkes Pulsar Timing Array,” *Astrophys. J. Lett.* **951**, L6 (2023), [arXiv:2306.16215 \[astro-ph.HE\]](#).
- [6] Gabriella Agazie *et al.* (NANOGrav), “The NANOGrav 15 yr Data Set: Evidence for a Gravitational-wave Background,” *Astrophys. J. Lett.* **951**, L8 (2023), [arXiv:2306.16213 \[astro-ph.HE\]](#).
- [7] Gabriella Agazie *et al.* (NANOGrav), “The NANOGrav 15 yr Data Set: Observations and Timing of 68 Millisecond Pulsars,” *Astrophys. J. Lett.* **951**, L9 (2023), [arXiv:2306.16217 \[astro-ph.HE\]](#).
- [8] Adeela Afzal *et al.* (NANOGrav), “The NANOGrav 15 yr Data Set: Search for Signals from New Physics,” *Astrophys. J. Lett.* **951**, L11 (2023), [Erratum: *Astrophys. J. Lett.* 971, L27 (2024), Erratum: *Astrophys. J.* 971, L27 (2024)], [arXiv:2306.16219 \[astro-ph.HE\]](#).
- [9] J. Antoniadis *et al.* (EPTA, InPTA), “The second data release from the European Pulsar Timing Array - IV. Implications for massive black holes, dark matter, and the early Universe,” *Astron. Astrophys.* **685**, A94 (2024), [arXiv:2306.16227 \[astro-ph.CO\]](#).
- [10] Chiara Caprini and Daniel G. Figueroa, “Cosmological Backgrounds of Gravitational Waves,” *Class. Quant. Grav.* **35**, 163001 (2018), [arXiv:1801.04268 \[astro-ph.CO\]](#).
- [11] Mikhail V. Sazhin, “Opportunities for detecting ultralong gravitational waves,” *Sov. Astron.* **22**, 36–38 (1978).
- [12] Zu-Cheng Chen, Yu-Mei Wu, and Qing-Guo Huang, “Search for the Gravitational-wave Background from Cosmic Strings with the Parkes Pulsar Timing Array Second Data Release,” *Astrophys. J.* **936**, 20 (2022), [arXiv:2205.07194 \[astro-ph.CO\]](#).
- [13] Naoya Kitajima and Kazunori Nakayama, “Nanohertz gravitational waves from cosmic strings and dark photon dark matter,” *Phys. Lett. B* **846**, 138213 (2023), [arXiv:2306.17390 \[hep-ph\]](#).
- [14] John Ellis, Marek Lewicki, Chunshan Lin, and Ville Vaskonen, “Cosmic superstrings revisited in light of NANOGrav 15-year data,” *Phys. Rev. D* **108**, 103511 (2023), [arXiv:2306.17147 \[astro-ph.CO\]](#).
- [15] Ziwei Wang, Lei Lei, Hao Jiao, Lei Feng, and Yi-Zhong Fan, “The nanohertz stochastic gravitational wave background from cosmic string loops and the abundant high redshift massive galaxies,” *Sci. China Phys. Mech. Astron.* **66**, 120403 (2023), [arXiv:2306.17150 \[astro-ph.HE\]](#).
- [16] Waqas Ahmed, Talal Ahmed Chowdhury, Salah Nasri, and Shaikh Saad, “Gravitational waves from metastable cosmic strings in the Pati-Salam model in light of new pulsar timing array data,” *Phys. Rev. D* **109**, 015008 (2024), [arXiv:2308.13248 \[hep-ph\]](#).
- [17] Stefan Antusch, Kevin Hinze, Shaikh Saad, and Jonathan Steiner, “Singling out SO(10) GUT models using recent PTA results,” *Phys. Rev. D* **108**, 095053 (2023), [arXiv:2307.04595 \[hep-ph\]](#).
- [18] Naoya Kitajima, Junseok Lee, Kai Murai, Fuminobu Takahashi, and Wen Yin, “Gravitational waves from domain wall collapse, and application to nanohertz signals with QCD-coupled axions,” *Phys. Lett. B* **851**, 138586 (2024), [arXiv:2306.17146 \[hep-ph\]](#).
- [19] Simone Blasi, Alberto Mariotti, Aäron Rase, and Alexander Sevrin, “Axionic domain walls at Pulsar Timing Arrays: QCD bias and particle friction,” *JHEP* **11**, 169 (2023), [arXiv:2306.17830 \[hep-ph\]](#).
- [20] E. Babichev, D. Gorbunov, S. Ramazanov, R. Samanta, and A. Vikman, “NANOGrav spectral index $\gamma=3$ from melting domain walls,” *Phys. Rev. D* **108**, 123529 (2023),

- arXiv:2307.04582 [hep-ph].
- [21] Shu-Yuan Guo, Maxim Khlopov, Xuewen Liu, Lei Wu, Yongcheng Wu, and Bin Zhu, “Footprints of axion-like particle in pulsar timing array data and James Webb Space Telescope observations,” *Sci. China Phys. Mech. Astron.* **67**, 111011 (2024), arXiv:2306.17022 [hep-ph].
- [22] Keisuke Inomata, Kazunori Kohri, and Takahiro Terada, “Detected stochastic gravitational waves and subsolar-mass primordial black holes,” *Phys. Rev. D* **109**, 063506 (2024), arXiv:2306.17834 [astro-ph.CO].
- [23] Zu-Cheng Chen, Chen Yuan, and Qing-Guo Huang, “Pulsar Timing Array Constraints on Primordial Black Holes with NANOGrav 11-Year Dataset,” *Phys. Rev. Lett.* **124**, 251101 (2020), arXiv:1910.12239 [astro-ph.CO].
- [24] Lang Liu, Zu-Cheng Chen, and Qing-Guo Huang, “Implications for the non-Gaussianity of curvature perturbation from pulsar timing arrays,” *Phys. Rev. D* **109**, L061301 (2024), arXiv:2307.01102 [astro-ph.CO].
- [25] Gabriele Franciolini, Antonio Iovino, Junior., Ville Vaskonen, and Hardi Veermae, “Recent Gravitational Wave Observation by Pulsar Timing Arrays and Primordial Black Holes: The Importance of Non-Gaussianities,” *Phys. Rev. Lett.* **131**, 201401 (2023), arXiv:2306.17149 [astro-ph.CO].
- [26] Seyed Ali Hosseini Mansoori, Fereshteh Felegray, Alireza Talebian, and Mohammad Sami, “PBHs and GWs from T^2 -inflation and NANOGrav 15-year data,” *JCAP* **08**, 067 (2023), arXiv:2307.06757 [astro-ph.CO].
- [27] Sai Wang, Zhi-Chao Zhao, Jun-Peng Li, and Qing-Hua Zhu, “Implications of pulsar timing array data for scalar-induced gravitational waves and primordial black holes: Primordial non-Gaussianity fNL considered,” *Phys. Rev. Res.* **6**, L012060 (2024), arXiv:2307.00572 [astro-ph.CO].
- [28] Jia-Heng Jin, Zu-Cheng Chen, Zhu Yi, Zhi-Qiang You, Lang Liu, and You Wu, “Confronting sound speed resonance with pulsar timing arrays,” *JCAP* **09**, 016 (2023), arXiv:2307.08687 [astro-ph.CO].
- [29] Lang Liu, Zu-Cheng Chen, and Qing-Guo Huang, “Probing the equation of state of the early Universe with pulsar timing arrays,” *JCAP* **11**, 071 (2023), arXiv:2307.14911 [astro-ph.CO].
- [30] Qing-Hua Zhu, Zhi-Chao Zhao, Sai Wang, and Xin Zhang, “Unraveling the early universe’s equation of state and primordial black hole production with PTA, BBN, and CMB observations*,” *Chin. Phys. C* **48**, 125105 (2024), arXiv:2307.13574 [astro-ph.CO].
- [31] Zhu Yi, Zhi-Qiang You, You Wu, Zu-Cheng Chen, and Lang Liu, “Exploring the NANOGrav signal and planet-mass primordial black holes through Higgs inflation,” *JCAP* **06**, 043 (2024), arXiv:2308.14688 [astro-ph.CO].
- [32] Keisuke Harigaya, Keisuke Inomata, and Takahiro Terada, “Induced gravitational waves with kination era for recent pulsar timing array signals,” *Phys. Rev. D* **108**, 123538 (2023), arXiv:2309.00228 [astro-ph.CO].
- [33] Shyam Balaji, Guillem Domènech, and Gabriele Franciolini, “Scalar-induced gravitational wave interpretation of PTA data: the role of scalar fluctuation propagation speed,” *JCAP* **10**, 041 (2023), arXiv:2307.08552 [gr-qc].
- [34] Zhu Yi, Zhi-Qiang You, and You Wu, “Model-independent reconstruction of the primordial curvature power spectrum from PTA data,” *JCAP* **01**, 066 (2024), arXiv:2308.05632 [astro-ph.CO].
- [35] Zhi-Qiang You, Zhu Yi, and You Wu, “Constraints on primordial curvature power spectrum with pulsar timing arrays,” *JCAP* **11**, 065 (2023), arXiv:2307.04419 [gr-qc].
- [36] Lang Liu, You Wu, and Zu-Cheng Chen, “Simultaneously probing the sound speed and equation of state of the early Universe with pulsar timing arrays,” *JCAP* **04**, 011 (2024), arXiv:2310.16500 [astro-ph.CO].
- [37] Sayantan Choudhury, Kritartha Dey, Ahaskar Karde, Sudhakar Panda, and M. Sami, “Primordial non-Gaussianity as a saviour for PBH overproduction in SIGWs generated by pulsar timing arrays for Galileon inflation,” *Phys. Lett. B* **856**, 138925 (2024), arXiv:2310.11034 [astro-ph.CO].
- [38] Sayantan Choudhury, Kritartha Dey, and Ahaskar Karde, “Untangling PBH overproduction in w -SIGWs generated by Pulsar Timing Arrays for MST-EFT of single field inflation,” (2023), arXiv:2311.15065 [astro-ph.CO].
- [39] Guillem Domènech, Shi Pi, Ao Wang, and Jianing Wang, “Induced gravitational wave interpretation of PTA data: a complete study for general equation of state,” *JCAP* **08**, 054 (2024), arXiv:2402.18965 [astro-ph.CO].
- [40] Zu-Cheng Chen and Lang Liu, “Can we distinguish the adiabatic fluctuations and isocurvature fluctuations with pulsar timing arrays?” (2024), arXiv:2402.16781 [astro-ph.CO].
- [41] Sayantan Choudhury, Siddhant Ganguly, Sudhakar Panda, Soumitra SenGupta, and Pranjal Tiwari, “Obviating PBH overproduction for SIGWs generated by pulsar timing arrays in loop corrected EFT of bounce,” *JCAP* **09**, 013 (2024), arXiv:2407.18976 [astro-ph.CO].
- [42] Sayantan Choudhury and M. Sami, “Large fluctuations and Primordial Black Holes,” (2024), arXiv:2407.17006 [gr-qc].
- [43] Zu-Cheng Chen, Jun Li, Lang Liu, and Zhu Yi, “Probing the speed of scalar-induced gravitational waves with pulsar timing arrays,” *Phys. Rev. D* **109**, L101302 (2024), arXiv:2401.09818 [gr-qc].
- [44] Sayantan Choudhury, Kritartha Dey, Siddhant Ganguly, Ahaskar Karde, Swapnil Kumar Singh, and Pranjal Tiwari, “Negative non-Gaussianity as a salvager for PBHs with PTAs in bounce,” (2024), arXiv:2409.18983 [astro-ph.CO].
- [45] Sunny Vagnozzi, “Implications of the NANOGrav results for inflation,” *Mon. Not. Roy. Astron. Soc.* **502**, L11–L15 (2021), arXiv:2009.13432 [astro-ph.CO].
- [46] Micol Benetti, Leila Lobato Graef, and Sunny Vagnozzi, “Primordial gravitational waves from NANOGrav: A broken power-law approach,” *Phys. Rev. D* **105**, 043520 (2022), arXiv:2111.04758 [astro-ph.CO].
- [47] Sunny Vagnozzi, “Inflationary interpretation of the stochastic gravitational wave background signal detected by pulsar timing array experiments,” *JHEAp* **39**, 81–98 (2023), arXiv:2306.16912 [astro-ph.CO].
- [48] Jun-Qian Jiang, Yong Cai, Gen Ye, and Yun-Song Piao, “Broken blue-tilted inflationary gravitational waves: a joint analysis of NANOGrav 15-year and BICEP/Keck 2018 data,” *JCAP* **05**, 004 (2024), arXiv:2307.15547 [astro-ph.CO].
- [49] Gen Ye, Mian Zhu, and Yong Cai, “Null energy condition violation during inflation and pulsar timing array observations,” *JHEP* **02**, 008 (2024), arXiv:2312.10685 [gr-qc].
- [50] Andrea Addazi, Yi-Fu Cai, Antonino Marciano, and Luca Visinelli, “Have pulsar timing array methods de-

- ected a cosmological phase transition?” *Phys. Rev. D* **109**, 015028 (2024), [arXiv:2306.17205 \[astro-ph.CO\]](#).
- [51] Peter Athron, Andrew Fowlie, Chih-Ting Lu, Lachlan Morris, Lei Wu, Yongcheng Wu, and Zhongxiu Xu, “Can Supercooled Phase Transitions Explain the Gravitational Wave Background Observed by Pulsar Timing Arrays?” *Phys. Rev. Lett.* **132**, 221001 (2024), [arXiv:2306.17239 \[hep-ph\]](#).
- [52] Lei Zu, Chi Zhang, Yao-Yu Li, Yuchao Gu, Yue-Lin Sming Tsai, and Yi-Zhong Fan, “Mirror QCD phase transition as the origin of the nanohertz Stochastic Gravitational-Wave Background,” *Sci. Bull.* **69**, 741–746 (2024), [arXiv:2306.16769 \[astro-ph.HE\]](#).
- [53] Siyu Jiang, Aidi Yang, Jiucheng Ma, and Fa Peng Huang, “Implication of nano-Hertz stochastic gravitational wave on dynamical dark matter through a dark first-order phase transition,” *Class. Quant. Grav.* **41**, 065009 (2024), [arXiv:2306.17827 \[hep-ph\]](#).
- [54] Yang Xiao, Jin Min Yang, and Yang Zhang, “Implications of nano-Hertz gravitational waves on electroweak phase transition in the singlet dark matter model,” *Sci. Bull.* **68**, 3158–3164 (2023), [arXiv:2307.01072 \[hep-ph\]](#).
- [55] Katsuya T. Abe and Yuichiro Tada, “Translating nano-Hertz gravitational wave background into primordial perturbations taking account of the cosmological QCD phase transition,” *Phys. Rev. D* **108**, L101304 (2023), [arXiv:2307.01653 \[astro-ph.CO\]](#).
- [56] Yann Gouttenoire, “First-Order Phase Transition Interpretation of Pulsar Timing Array Signal Is Consistent with Solar-Mass Black Holes,” *Phys. Rev. Lett.* **131**, 171404 (2023), [arXiv:2307.04239 \[hep-ph\]](#).
- [57] Haipeng An, Boye Su, Hanwen Tai, Lian-Tao Wang, and Chen Yang, “Phase transition during inflation and the gravitational wave signal at pulsar timing arrays,” *Phys. Rev. D* **109**, L121304 (2024), [arXiv:2308.00070 \[astro-ph.CO\]](#).
- [58] Zu-Cheng Chen, Shou-Long Li, Puxun Wu, and Hongwei Yu, “NANOGrav hints for first-order confinement-deconfinement phase transition in different QCD-matter scenarios,” *Phys. Rev. D* **109**, 043022 (2024), [arXiv:2312.01824 \[astro-ph.CO\]](#).
- [59] Alexander S. Sakharov, Yury N. Eroshenko, and Sergey G. Rubin, “Looking at the NANOGrav signal through the anthropic window of axionlike particles,” *Phys. Rev. D* **104**, 043005 (2021), [arXiv:2104.08750 \[hep-ph\]](#).
- [60] Amjad Ashoorioon, Kazem Rezaadeh, and Abasalt Rostami, “NANOGrav signal from the end of inflation and the LIGO mass and heavier primordial black holes,” *Phys. Lett. B* **835**, 137542 (2022), [arXiv:2202.01131 \[astro-ph.CO\]](#).
- [61] Zu-Cheng Chen, Yu-Mei Wu, Yan-Chen Bi, and Qing-Guo Huang, “Search for nontensorial gravitational-wave backgrounds in the NANOGrav 15-year dataset,” *Phys. Rev. D* **109**, 084045 (2024), [arXiv:2310.11238 \[astro-ph.CO\]](#).
- [62] Eric Madge, Enrico Morgante, Cristina Puchades-Ibáñez, Nicklas Ramberg, Wolfram Ratzinger, Sebastian Schenk, and Pedro Schwaller, “Primordial gravitational waves in the nano-Hertz regime and PTA data — towards solving the GW inverse problem,” *JHEP* **10**, 171 (2023), [arXiv:2306.14856 \[hep-ph\]](#).
- [63] Virgile Dandoy, Valerie Domcke, and Fabrizio Rompinve, “Search for scalar induced gravitational waves in the international pulsar timing array data release 2 and NANOgrav 12.5 years datasets,” *SciPost Phys. Core* **6**, 060 (2023), [arXiv:2302.07901 \[astro-ph.CO\]](#).
- [64] Yu-Mei Wu, Zu-Cheng Chen, and Qing-Guo Huang, “Search for stochastic gravitational-wave background from massive gravity in the NANOGrav 12.5-year dataset,” *Phys. Rev. D* **107**, 042003 (2023), [arXiv:2302.00229 \[gr-qc\]](#).
- [65] Qin Tan, You Wu, and Lang Liu, “Constraining string cosmology with the gravitational-wave background using the NANOGrav 15-year data set,” (2024), [arXiv:2409.17846 \[gr-qc\]](#).
- [66] John H. Schwarz, “Superstring Theory,” *Phys. Rept.* **89**, 223–322 (1982).
- [67] Vadim S. Kaplunovsky, “Mass Scales of the String Unification,” *Phys. Rev. Lett.* **55**, 1036 (1985).
- [68] Edward Witten, “String theory dynamics in various dimensions,” *Nucl. Phys. B* **443**, 85–126 (1995), [arXiv:hep-th/9503124](#).
- [69] Ofer Aharony, Steven S. Gubser, Juan Martin Maldacena, Hiroshi Ooguri, and Yaron Oz, “Large N field theories, string theory and gravity,” *Phys. Rept.* **323**, 183–386 (2000), [arXiv:hep-th/9905111](#).
- [70] Arvind Borde and Alexander Vilenkin, “Eternal inflation and the initial singularity,” *Phys. Rev. Lett.* **72**, 3305–3309 (1994), [arXiv:gr-qc/9312022](#).
- [71] Arvind Borde, Alan H. Guth, and Alexander Vilenkin, “Inflationary space-times are incomplete in past directions,” *Phys. Rev. Lett.* **90**, 151301 (2003), [arXiv:gr-qc/0110012](#).
- [72] Jerome Martin and Robert H. Brandenberger, “The TransPlanckian problem of inflationary cosmology,” *Phys. Rev. D* **63**, 123501 (2001), [arXiv:hep-th/0005209](#).
- [73] M. Gasperini and G. Veneziano, “Pre - big bang in string cosmology,” *Astropart. Phys.* **1**, 317–339 (1993), [arXiv:hep-th/9211021](#).
- [74] M. Gasperini, M. Maggiore, and G. Veneziano, “Towards a nonsingular pre - big bang cosmology,” *Nucl. Phys. B* **494**, 315–330 (1997), [arXiv:hep-th/9611039](#).
- [75] M. Gasperini and G. Veneziano, “String Theory and Prebig bang Cosmology,” *Nuovo Cim. C* **38**, 160 (2016), [arXiv:hep-th/0703055](#).
- [76] M. Gasperini, “Observable gravitational waves in prebig bang cosmology: an update,” *JCAP* **12**, 010 (2016), [arXiv:1606.07889 \[gr-qc\]](#).
- [77] M. Gasperini, “From pre- to post-big bang: an (almost) self-dual cosmological history,” *Phil. Trans. Roy. Soc. Lond. A* **380**, 20210179 (2022), [arXiv:2106.12865 \[hep-th\]](#).
- [78] Ido Ben-Dayan, Gianluca Calcagni, Maurizio Gasperini, Anupam Mazumdar, Eliseo Pavone, Udaykrishna Thattarampilly, and Amresh Verma, “Gravitational-wave background in bouncing models from semi-classical, quantum and string gravity,” *JCAP* **09**, 058 (2024), [arXiv:2406.13521 \[gr-qc\]](#).
- [79] G. Veneziano, “Scale factor duality for classical and quantum strings,” *Phys. Lett. B* **265**, 287–294 (1991).
- [80] R. w. Hellings and G. s. Downs, “UPPER LIMITS ON THE ISOTROPIC GRAVITATIONAL RADIATION BACKGROUND FROM PULSAR TIMING ANALYSIS,” *Astrophys. J. Lett.* **265**, L39–L42 (1983).
- [81] N. Aghanim *et al.* (Planck), “Planck 2018 results. VI. Cosmological parameters,” *Astron. Astrophys.* **641**, A6 (2020), [Erratum: *Astron. Astrophys.* 652, C4 (2021)],

- [arXiv:1807.06209 \[astro-ph.CO\]](#).
- [82] Joshua S. Speagle, “dynesty: a dynamic nested sampling package for estimating Bayesian posteriors and evidences,” *Mon. Not. Roy. Astron. Soc.* **493**, 3132–3158 (2020), [arXiv:1904.02180 \[astro-ph.IM\]](#).
- [83] Gregory Ashton *et al.*, “BILBY: A user-friendly Bayesian inference library for gravitational-wave astronomy,” *Astrophys. J. Suppl.* **241**, 27 (2019), [arXiv:1811.02042 \[astro-ph.IM\]](#).
- [84] Shinsuke Kawai, Masa-aki Sakagami, and Jiro Soda, “Instability of one loop superstring cosmology,” *Phys. Lett. B* **437**, 284–290 (1998), [arXiv:gr-qc/9802033](#).
- [85] M. Gasperini and G. Veneziano, “Non-singular pre-big bang scenarios from all-order α' corrections,” *JHEP* **07**, 144 (2023), [arXiv:2305.00222 \[hep-th\]](#).
- [86] P. Conzino, G. Fanizza, M. Gasperini, E. Pavone, L. Tedesco, and G. Veneziano, “From the string vacuum to FLRW or de Sitter via α' corrections,” *JCAP* **12**, 019 (2023), [arXiv:2308.16076 \[hep-th\]](#).
- [87] Leonardo Modesto and Gianluca Calcagni, “Early universe in quantum gravity,” *JHEP* **08**, 194 (2024), [arXiv:2206.06384 \[gr-qc\]](#).
- [88] Alberto Sesana, Alberto Vecchio, and Carlo Nicola Colacino, “The stochastic gravitational-wave background from massive black hole binary systems: implications for observations with Pulsar Timing Arrays,” *Mon. Not. Roy. Astron. Soc.* **390**, 192 (2008), [arXiv:0804.4476 \[astro-ph\]](#).
- [89] Zu-Cheng Chen, Fan Huang, and Qing-Guo Huang, “Stochastic Gravitational-wave Background from Binary Black Holes and Binary Neutron Stars and Implications for LISA,” *Astrophys. J.* **871**, 97 (2019), [arXiv:1809.10360 \[gr-qc\]](#).
- [90] Robert E. Kass and Adrian E. Raftery, “Bayes factors,” *Journal of the American Statistical Association* **90**, 773–795 (1995).