

Online Guidance Graph Optimization for Lifelong Multi-Agent Path Finding

Hongzhi Zang^{1*}, Yulun Zhang^{2*}, He Jiang², Zhe Chen³,
Daniel Harabor³, Peter J. Stuckey³, Jiaoyang Li²

¹ Institute for Interdisciplinary Information Sciences, Tsinghua University, Beijing, 100084, China
zanghz21@mails.tsinghua.edu.cn

² Robotics Institute, Carnegie Mellon University, Pittsburgh, PA15213, USA
{yulunzhang, hejiangrivers, jiaoyangli}@cmu.edu

³ Department of Data Science and AI, Monash University, Melbourne, 3800 VIC, Australia
{zhe.chen, daniel.harabor, peter.stuckey}@monash.edu

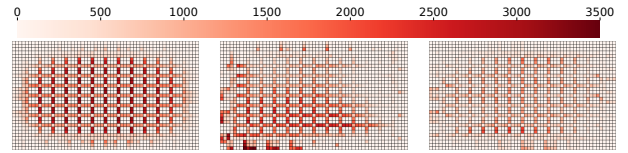
Abstract

We study the problem of optimizing a guidance policy capable of dynamically guiding the agents for lifelong Multi-Agent Path Finding based on real-time traffic patterns. Multi-Agent Path Finding (MAPF) focuses on moving multiple agents from their starts to goals without collisions. Its lifelong variant, LMAPF, continuously assigns new goals to agents. In this work, we focus on improving the solution quality of PIBT, a state-of-the-art rule-based LMAPF algorithm, by optimizing a policy to generate adaptive guidance. We design two pipelines to incorporate guidance in PIBT in two different ways. We demonstrate the superiority of the optimized policy over both static guidance and human-designed policies. Additionally, we explore scenarios where task distribution changes over time, a challenging yet common situation in real-world applications that is rarely explored in the literature.

1 Introduction

We study the problem of optimizing a *guidance policy* capable of dynamically updating guidance graphs with optimized edge weights to guide the agents' movement and improve throughput in lifelong Multi-Agent Path Finding. Multi-Agent Path Finding (MAPF) (Stern et al. 2019) aims to compute collision-free paths for agents from their starts to goals. The lifelong variant of MAPF (LMAPF) constantly assigns new goals to agents upon arriving at their current goals and aims to maximize *throughput*, namely the number of goals reached per timestep. LMAPF has wide applications in automated warehouses (Li et al. 2021b; Zhang et al. 2023b,a) and game character control (Ma et al. 2017b; Jansen and Sturtevant 2008).

Many algorithms have been proposed to solve LMAPF. The *replan-based* algorithms (Ma et al. 2017a; Li et al. 2020; Kou et al. 2020; Damani et al. 2021) decompose LMAPF into a series of MAPF problems and solve them sequentially. Although replan-based algorithms possess high solution quality for small problems, they scale poorly to real-world scenarios with large maps, large numbers



(a) No guidance. (b) Offline guidance. (c) Online guidance.

Figure 1: Comparison of no guidance, offline guidance (Zhang et al. 2024), and our online guidance with a simulation of 5,000 timesteps with 600 agents in a warehouse map of size 33×57 with 1,091 non-obstacle cells. The average and standard deviation of throughput over 10 simulations for no guidance, offline guidance, and online guidance are 3.18 ± 0.04 , 6.42 ± 0.09 , and 8.66 ± 0.04 , respectively. The heatmaps show the number of times the agents take wait action in each cell, approximating the level of congestion. Our online guidance results in the most balanced traffic and thus less congestion and higher throughput.

of agents, and limited planning time. For example, prior works (Zhang et al. 2023a,b) have shown that the throughput of RHCR (Li et al. 2021b), a state-of-the-art replan-based algorithm, drops dramatically to zero when the number of agents exceeds 200 in a 33×36 warehouse map because of unrecoverable congestion. In comparison, real-world Amazon fulfillment centers are reported to have more than 4,000 robots operating in areas spanning several football fields in size (Brown 2022). Other works (Yu and Wolf 2023; Li et al. 2021b) motivated by Amazon sortation centers use maps of size up to 179×69 and 1,000 agents.

Meanwhile, the *rule-based* algorithms (Wang and Botea 2008; Okumura et al. 2019; Yu and Wolf 2023) compute a shortest path or a shortest-distance heuristic for each agent without considering the collisions and use pre-defined rules to resolve the collisions. Rule-based algorithms run very fast and scale to extremely large maps and large numbers of agents. Jiang et al. (2024) show that with a planning time limit of 1 second per timestep, PIBT (Okumura et al. 2019), a state-of-the-art rule-based algorithm, can handle maps as large as 140×500 with 54,320 empty vertices and as many as 10,000 agents.

*These authors contributed equally.

However, rule-based algorithms have no guarantee on the solution quality. Zhang et al. (2024) have shown that with 150 agents, the throughput of RHCR is 24.2% better than PIBT in a 33×36 warehouse map. To improve the solution quality of rule-based algorithms, prior works (Zhang et al. 2024; Chen et al. 2024; Yu and Wolf 2023; Li and Sun 2023) have explored providing *guidance* to the agents such that they automatically avoid congested areas, thereby improving throughput. Most previous works adopt a static *offline* guidance, with the *guidance graph* (Zhang et al. 2024) providing a versatile and state-of-the-art representation of guidance. The guidance graph is a directed weighted graph with edge weights specifying the cost of moving and waiting for agents at different locations. Upon optimizing a guidance graph for PIBT, the throughput gap between PIBT and RHCR is reduced to less than 4.2% (Zhang et al. 2024). Nevertheless, the offline nature of the guidance graph assumes that the area of congestion does not change, an assumption that does not always hold in the real world. For example, in automated warehouses, task distribution can shift because of changes in the distribution of orders.

Therefore, instead of optimizing an offline guidance graph that provides static guidance, we optimize an *online guidance policy* capable of adapting a dynamic guidance graph over time based on real-time traffic information to improve the throughput of PIBT-based LMAPF algorithms, the state-of-the-art in rule-based LMAPF. Figure 1 shows the traffic congestion resulting from different guidance.

To incorporate the online guidance policy into rule-based LMAPF algorithms, we design two pipelines. One directly uses the guidance policy to dynamically generate guidance graphs based on real-time traffic information and replaces uniform edge weights with the generated guidance graphs. The other uses the dynamically generated guidance graphs to adaptively plan better guide paths and move the agents along the guide paths while resolving collisions. To optimize the guidance policy, we follow Zhang et al. (2024) in using Covariance Matrix Adaptation Evolutionary Strategy (CMA-ES) (Hansen 2016), a single-objective black-box optimization algorithm, to optimize the policy.

We make the following contributions: (1) We generalize the offline, static guidance graph to an online, dynamic guidance policy capable of updating the guidance graph based on real-time traffic information. (2) We propose two methods to incorporate guidance policy into PIBT. (3) We address the issue of dynamic task distribution, a critical concern in industrial settings. Our online guidance policy was tested in LMAPF simulations with both static and dynamic task distributions. The results demonstrate its advantages over offline guidance with an improvement in throughput of up to 30.75%, and over human-designed online guidance with an improvement of up to 52.42% across various maps and algorithms.

2 Preliminary and Related Work

2.1 LMAPF and LMAPF Algorithms

Definition 1 (Lifelong MAPF (LMAPF)) *Given a graph $G(V, E)$, a set of agents and their corresponding start and*

goal locations, LMAPF aims to move all agents from their start to their goal locations while avoiding collisions. Furthermore, agents are constantly assigned new goals upon reaching their current goals. At each timestep, agents may either move to an adjacent vertex or remain stationary. Collisions happen when two agents are at the same vertex or swap locations in the same timestep. The objective is to maximize throughput, defined as the average number of goals reached per timestep.

LMAPF algorithms mainly include *replan-based* algorithms (Li et al. 2021b; Liu et al. 2019; Li et al. 2021b) and *rule-based* algorithms (Wang and Botea 2008; Okumura et al. 2019; Yu and Wolf 2023). Replan-based algorithms decompose the LMAPF problem into a sequence of MAPF problems and rely on MAPF algorithms to solve them. RHCR (Li et al. 2021b) is the state-of-the-art of this category. For every h timesteps, RHCR replans collision-free paths of all agents within a time window of w timesteps ($w \geq h$), ignoring collisions beyond it. While RHCR has state-of-the-art throughput with a small number of agents in small graphs (or “maps” as we will refer to them later) (Li et al. 2021b), it scales poorly to instances with large numbers of agents and limited planning time. Prior works have shown that the throughput of RHCR drops to almost zero with more than 200 agents in a 33×36 small warehouse (Zhang et al. 2023a,b) with a per-5-timestep planning time limit of 60 seconds. Even with optimized guidance graph, Zhang et al. (2024) shows that RHCR does not scale to more than 250 agents in the same map.

Rule-based algorithms, on the other hand, run much faster than replan-based ones at the expense of solution quality. Rule-based algorithms compute a shortest path or a shortest distance heuristic for each agent without considering the collisions and leverage pre-defined rules to move the agents while resolving collisions. PIBT (Okumura et al. 2019) is the state-of-the-art of this category. Chen et al. (2024) show that the planning time of PIBT per timestep is over 150 times faster than RHCR. Jiang et al. (2024) further show that PIBT is currently the only existing algorithm that can handle a limited planning time of 1 second for up to 10,000 agents. Therefore, we focus on improving the throughput of PIBT using guidance.

PIBT. PIBT maintains and adjusts a priority for each agent and leverages a single-timestep rule to move agents. At each timestep, PIBT ranks each agent’s actions based on the shortest distance from its next location to its goal, with a preference for shorter distances. By default, an agent always tries to follow its shortest path if no higher-priority agents act as obstacles. Otherwise, a lower-priority agent needs to avoid collisions with higher-priority agents by taking the next preferred action. If a lower-priority agent fails to avoid a collision, PIBT applies a backtracking mechanism that forces higher-priority agents to take their next preferred actions and retries all the movement until all agents can take a collision-free action. Note that PIBT possesses favorable properties; for instance, it is complete for LMAPF on bi-connected graphs.

2.2 Guidance in MAPF and LMAPF

While not necessarily using the term “guidance”, the general idea of guiding agents’ movements is widely explored. Prior works fall into two categories, namely *offline* guidance that provides static guidance to the agents, and *online* guidance in which the guidance changes over time based on real-time traffic information.

Offline Guidance. A static offline guidance usually leverages edge directions or edge costs to encourage the agents to move along certain edges. The pre-defined directions and costs are generated in advance and are not updated during the execution of the algorithm. Wang and Botea (2008) leverages unidirectional edges in a graph to force the agents to move in one direction, eliminating the head-to-head collisions. The idea of highway (Cohen, Uras, and Koenig 2015; Cohen et al. 2016; Cohen 2020; Li and Sun 2023) pre-defines a subset of edges in the graph as highway-edges and encourages the agents to move along those edges.

The state-of-the-art offline guidance is the guidance graph (Zhang et al. 2024). It unifies the representation of guidance by using a directed weighted graph. The edge weights of the guidance graph define the cost of moving and waiting for agents at different locations. The edge weights of the guidance graphs are optimized automatically either directly using a single-objective derivative-free optimizer CMA-ES (Hansen 2016) or indirectly with Parameterized Iterative Update (PIU), an iterative update procedure. Starting with a uniform guidance graph with all edge weights being 1, PIU runs the LMAPF simulator to collect the average traffic information, which is used by a parameterized update model to update the guidance graph. The updated model is then optimized by CMA-ES for PIU to generate high-throughput guidance graphs.

In this work, we adopt the definition of guidance graphs from previous work (Zhang et al. 2024), with slight rephrasing.

Definition 2 (Guidance Graph) *Given a graph $G(V, E)$, a guidance graph is a directed weighted graph $G_g(V_g, E_g, \omega)$, where $V_g = V$, and $E_g = \{(u, v) | u, v \in V\}$ encodes the action costs in every single vertex, including moving and waiting, for all agents. The action costs are represented collectively as the edge weights $\omega \in \mathbb{R}_{>0}^{|E_g|}$.*

Online Guidance. Online guidance is able to adapt the guidance based on real-time traffic information during the execution of the LMAPF algorithm. Jansen and Sturtevant (2008) assigns a direction vector to each location in the graph and encourages the agents to move along the direction vector by setting the movement cost of that location to be inversely related to the dot product of the direction vector and the edge cost. The direction vectors are computed from the past traffic information by using a handcrafted equation. Han and Yu (2022) compute a handcrafted temporal heuristic function to estimate the movement cost, guiding the agents’ movement. Similarly, Chen et al. (2024) and Skrynnik et al. (2024) collect the planned paths of all agents and use handcrafted equations to compute the movement costs. The above methods rely solely on handcrafted functions, which demand significant human effort and greatly limit the effectiveness of

online guidance. Yu and Wolf (2023) rely on a trained data-driven model to predict the movement delays of the agents and use the delays as the movement costs. However, predicting delays is not directly related to throughput, which is the objective of LMAPF.

2.3 Challenge of Online Guidance

Since online guidance is able to adapt the guidance on-the-fly based on real-time traffic information, it should be able to provide better guidance for agents when the traffic pattern shifts abruptly. For example, in automated warehouses in which robots are used to transport packages from one location to another, the distribution of packages might change over time, resulting in different traffic patterns. In this case, it is necessary to provide online guidance to agents.

However, it is non-trivial to incorporate online guidance into LMAPF algorithms because of the computational overhead of computing the heuristic values. And it is unavoidable because PIBT requires the cost-to-go heuristic, which is the shortest distance from the current locations to the goal locations, to plan agents’ actions. With an offline guidance graph, the heuristic values only need to be computed once at the beginning. With an online guidance graph, however, the heuristic values of the entire map need to be updated once the guidance graph is updated. To tackle this issue, a recent work (Chen et al. 2024) proposes a variant of PIBT, referred to as Guided-PIBT (GPIBT).

GPIBT. GPIBT first plans a guide path for each agent that minimizes a handcrafted congestion cost equation, which takes other agents’ guide-path edge usage into account. It then moves agents to their goals following the guide paths and resolves collisions using PIBT. Since the heuristics that guide agents to follow guide paths only need to be updated while agents are assigned with new goal, GPIBT reduces the computational overhead of heuristic computation. However, since the guide paths are not updated until the agents reach their current goals, GPIBT is less flexible than PIBT in terms of the paths that the agents eventually take to reach the goals.

Given the state-of-the-art performance of PIBT and GPIBT, we focus on incorporating automatically optimized online guidance in them, thereby improving their performance in our work.

3 Approach

We introduce the policy for generating dynamic guidance, defined in Definition 3. We then discuss the integration of guidance policies with PIBT-based LMAPF algorithms in Section 3.1. We finally elaborate on the optimization of a guidance policy in Section 3.2.

Definition 3 (Guidance Policy) *Given a guidance graph $G(V_g, E_g, \omega)$, a guidance policy is a function $\pi_\theta : \mathcal{O} \rightarrow \mathbb{R}_{>0}^{|E_g|}$ that computes the updated edge weights $\omega' \in \mathbb{R}_{>0}^{|E_g|}$ given the observation $\mathbf{o} \in \mathcal{O}$ collected in a LMAPF simulation. The policy π_θ is parameterized by $\theta \in \Theta$, where Θ is the space of all parameters.*

Depending on the LMAPF algorithm, the observation of guidance policy consists of one or more past traffic patterns,

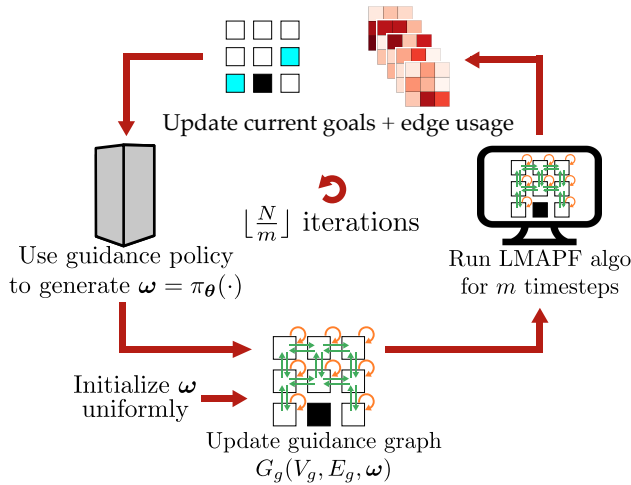


Figure 2: Overview of incorporating guidance policy with Direct Planning algorithms like PIBT.

the current distribution of tasks, and future planned paths. We discuss the choice of observation in Section 3.1.

3.1 Incorporating Guidance Policy

Here, we discuss two ways of using guidance graphs and guidance policies in LMAPF algorithms.

Direct Planning. Most LMAPF algorithms directly plan on the guidance graph by minimizing the sum of action costs encoded in the guidance graph. PIBT (Okumura et al. 2019) falls into this category. Figure 2 shows the overview of this method. Starting from a uniform guidance graph with all weights being 1, we run the LMAPF algorithm for m timesteps. After m timesteps, we obtain the *edge usage* (i.e., the number of timesteps that each edge in E_g is used by some agent) of the past m timesteps and the currently assigned goals of the agents. The edge usage reflects the recent traffic information, and the current goals project the future possible congestion locations. Upon obtaining the edge usage and current goals, we use the guidance policy to update the guidance graph, starting a new iteration.

Since we end the LMAPF simulation after N timesteps, we run the above procedure for $\lfloor \frac{N}{m} \rfloor$ iterations. By choosing m , we control the trade-off between the adaptability of the online updated guidance graph and additional computational costs associated with the online update mechanism. This is because we need to maintain a heuristic table that contains the shortest path length between every pair of vertices on the guidance graph, which is used for PIBT to rank the actions for every agent at every timestep. We make a slight change here: instead of PIBT ranking neighbors by the shortest distance from each neighbor to the goal location, we follow (Zhang et al. 2024) and rank the neighbors by the sum of the action cost from the current location to the neighbors (including itself) and the distance from the neighbors to the goal. That is because, with the guidance graph, the cost from the current location to the neighbors varies. Additionally, this approach allows agents to choose to stay

at their current location due to the existence of self-edges on the guidance graph. Admittedly, the heuristics table needs to be updated every time the guidance graph is updated, thereby making the LMAPF algorithm more computationally expensive. During implementation, we use techniques to reduce recomputation costs. Since the guidance graph updates frequently, calculating the shortest paths for all vertex pairs often results in unnecessary computations. Within one update interval, agents have a limited number of goal locations, and it is likely that some locations on the map are never visited by any agents. Instead of computing the shortest distances for all vertex pairs, we refer (Silver 2005) and use a lazy mechanism. Each agent maintains a search tree rooted at its goal location. When the shortest distance at a location is queried, the tree expands until it finds this location, saving a lot of unnecessary computation.

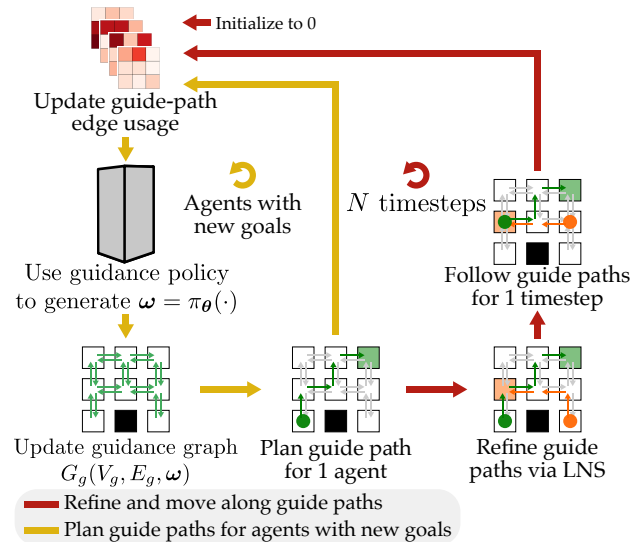


Figure 3: Overview of incorporating guidance policy with Guide-Path Planning algorithms like GPIBT.

Guide-Path Planning.

Given the heavy computational overhead of repeatedly computing heuristic tables or trees, another approach is to use guide paths. Figure 3 shows the overview.

We generally follow the GPIBT framework (Chen et al. 2024) but modify the guide-path generation process. At each timestep, GPIBT plans guide paths for each agent assigned a new goal in a sequential manner (yellow loop). It may then use Large Neighborhood Search (LNS) (Li et al. 2021a) to refine the guide paths for some randomly selected agents. Finally, each agent moves in a PIBT style, ranking its neighbors according to the distance on the original graph (instead of the guidance graph) to their guide paths (red loop). This procedure is repeated for N timesteps.

We incorporate our guidance policy during guide-path generation. The guide paths for agents are the shortest paths from their previous goal locations to their current goal locations on the guidance graph. After planning guide paths for each agent, the guidance graph updates. GPIBT originally

uses a handcrafted equation to compute the guidance graph weights based on all agents’ guide-path edge usage. In our method, We replace this equation with our guidance policy.

The guide-path edge usage is initialized to 0 and updated whenever any agent’s guide path changes. This approach combines past and future traffic information, as each agent follows its guide path from its previous goal to its current location and will continue following its guide path until the agent reaches its current goal (with possible temporary deviations to avoid collisions), at which point a new guide path is generated to guide it to its next goal.

Note that for GPIBT, the guidance graph is only used to compute the guide paths, and there is never a “wait” action on the guide paths. Therefore, there is no need to incorporate self-edges on the guidance graph.

Compared to direct planning, guide-path planning minimizes the effort on heuristic updates because it does not maintain the pairwise distances between vertices. It only computes the agents’ guide paths once when an agent is assigned a goal. If agents deviate from their guide paths, they do not plan new paths but try to return to the guide paths, which is much less computationally intensive.

3.2 Guidance Policy Optimization

We aim to optimize the parameter θ of the guidance policy π_θ to maximize the throughput given by the LMAPF simulators. Following Zhang et al. (2024), we use CMA-ES (Hansen 2016), a single-objective derivative-free optimization algorithm, to optimize θ . CMA-ES maintains a multi-variate Gaussian distribution to represent the distribution of solutions. Starting with a standard normal Gaussian, CMA-ES samples a batch of b parameter vectors θ , forming b guidance policies. It then evaluates these guidance policies by running the given LMAPF simulator N_e times to compute the average throughput. Finally, based on the evaluated guidance policies, CMA-ES updates the parameters of the Gaussian towards the high-throughput region of the search space. CMA-ES repeats the above procedure until the number of guidance policy evaluations reaches N_{eval} . We include information on the selection of CMA-ES-related hyperparameters in Appendix A.1.

Note that if the dimension of θ is too large, it becomes difficult for CMA-ES to optimize. Therefore, we use a Convolutional Neural Network(CNN) for PIBT with 3,119 parameters and a specialized windowed quadratic network with 560 parameters. Detailed information can be found in Appendices A.2 and A.3. Admittedly, the design of our current guidance policy architecture can only handle 4-neighbor grids instead of general graphs. However, 4-neighbor grids are currently the main focus of the community. Moreover, the concept of applying the guidance policy is not limited to the current network structures.

4 Experiments and Analysis

4.1 Experiment Setup

We conduct experiments comparing online and offline guidance, optimized guidance policies versus human-designed guidance policies, and the advantages of online guidance

with dynamic task distribution. We also compare the runtime of all algorithms. Then, we present results for guidance policies for GPIBT with LNS. Furthermore, we demonstrate that our approach mitigates deadlock issues in PIBT-based algorithms.

Maps. We conduct experiments on 4 maps: (1) *sortation-33-57*, (2) *warehouse-33-57*, (3) *empty-32-32*, and (4) *random-32-32*, shown on top of Figure 4. The first two have regular patterns and are used to test MAPF algorithms in automated warehouses settings. Specifically, the *sortation* map is the same as in (Chen et al. 2024) and the *warehouse* map is generated by us. The latter two are selected from the MAPF benchmark (Stern et al. 2019).

Task Generation. As shown at the top of Figure 4, the *sortation* and *warehouse* maps have workstations (pink) and endpoints (blue). Each agent’s goals constantly alternate between the workstations and the endpoints, simulating the warehousing scenario in which robots pick up items from the workstations and drop them off in chutes or shelves (black) reachable from the endpoints in the middle. For *empty* and *random* maps, goals are sampled from empty spaces (white).

Task Distribution. We consider both static and dynamic task distributions. Static task distribution samples goals uniformly, the most common setting in previous works (Chen et al. 2024; Zhang et al. 2023b,a). For the dynamic task distribution, goals are sampled from the Gaussian or multi-mode Gaussian distribution, where the Gaussian centers change for every 200 timesteps. Concretely, in *sortation* and *warehouse* maps, goals on endpoints are sampled from a Gaussian distribution, and goals on workstations are sampled uniformly. For *empty* and *random* maps, goals are sampled from a multi-mode Gaussian distribution with K Gaussian centers. The hyper-parameters for the distribution are provided in Table 2 in Appendix A.1.

Algorithm Comparison. We compare 6 algorithms, each with a different LMAPF solver or guidance approach.

on+PIBT our proposed online guidance policy applied to PIBT. We optimize an online guidance policy, periodically call it to update the guidance graph, and directly plan on the guidance graph.

off+PIBT PIBT with an offline guidance graph, optimized using PIU (Zhang et al. 2024).

on+GPIBT our proposed online guidance policy applied to GPIBT. We optimize an online guidance policy and call it when each agent plans its guide path.

[p-on]+GPIBT GPIBT with periodically updated guidance graph. We use the same pipeline as on+PIBT. The inputs of online policy are past traffic and current goals instead of guide-path information. We present the results of this algorithm to show the advantages of on+GPIBT.

off+GPIBT GPIBT with an offline guidance graph, optimized using PIU (Zhang et al. 2024). The guide paths are generated according to the optimized offline guidance graph.

hm+GPIBT the original GPIBT that uses a human-designed equation as the guidance policy (Chen et al. 2024). Specifically, we compute ω using the SUM_OVC function (Chen et al. 2024), where each weight is the

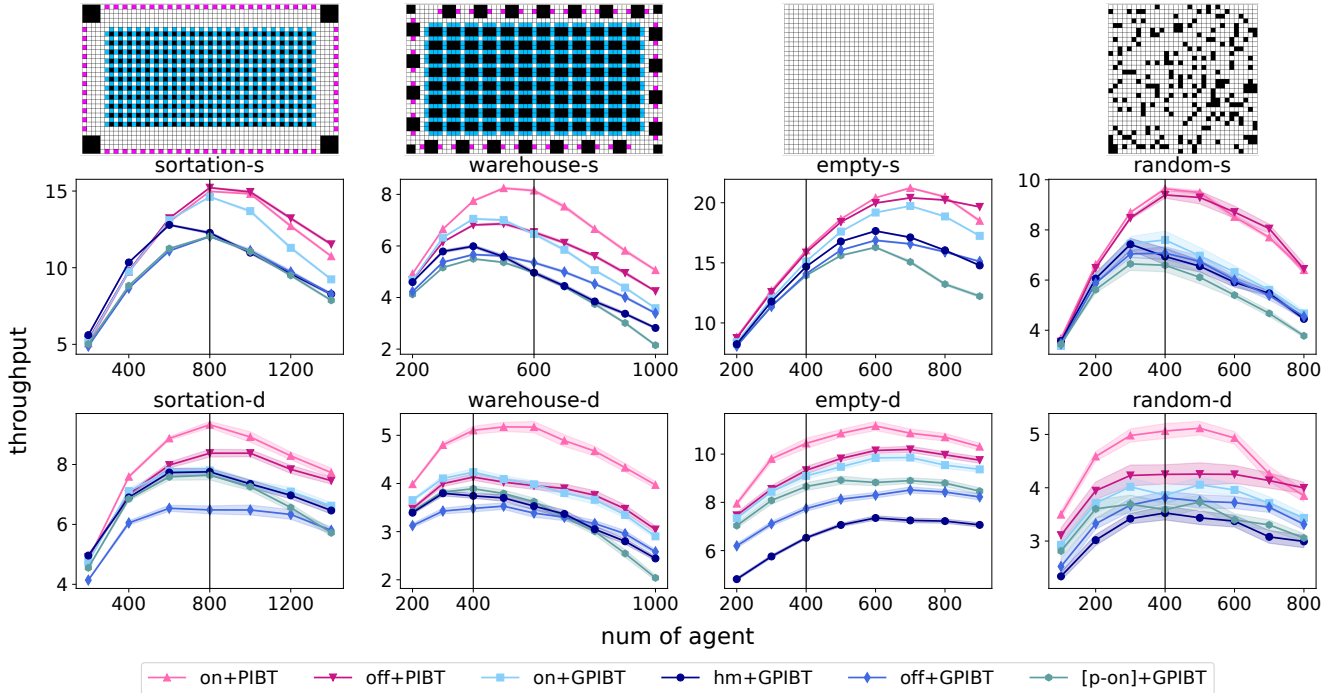


Figure 4: Throughput with different numbers of agents. The black vertical lines show the number of agents that are used to optimize the guidance policies. The solid line shows the average throughput over 50 LMAPF simulations, and the shaded areas denote the 95% confidence interval. “s” and “d” stand for static and dynamic task distribution, respectively.

sum of the guide-path vertex usage and the product of the head-on-head guide-path edge usage.

Note that for the PIBT-based algorithms, we used the “swap” technique mentioned in (Okumura 2023). This is necessary because vanilla PIBT is only deadlock-free on bi-directed graphs, and the *random* map does not meet this criterion. However, with the “swap” technique, the deadlock issue can be mitigated on most maps. Additionally, unless specifically mentioned, we do not include LNS in the main results for all GPIBT-based algorithms, which limits their performance. In one of the following subsections, we present the results with LNS included.

We run all LMAPF algorithms for $N = 1,000$ timesteps. In on+PIBT and [p-on]+GPIBT, we update the guidance graph for every $m = 20$ timesteps. The CPU runtime for all algorithms is measured on a local machine with a 64-core AMD Ryzen Threadripper 3990X CPU, 192 GB of RAM, and an Nvidia RTX 3090Ti GPU. More compute resource information can be found in Appendix A.4. For relevant software libraries, see Appendix A.5.

4.2 Experiment Results

Figure 4 compares the throughput of different algorithms. To show the generalizability of our approach, we optimize the guidance policies and guidance graphs with the numbers of agents indicated by the black vertical lines. We then evaluate them with various numbers of agents. We highlight several key findings below.

Online vs. Offline Guidance. We first compare our on-line guidance policy with the offline guidance graph (Zhang et al. 2024) under static task distributions. That is, we focus on comparisons between on+PIBT with off+PIBT and on+GPIBT with off+GPIBT in the first row of Figure 4. Under most settings, on+PIBT and on+GPIBT generally match or outperform off+PIBT and off+PIBT throughout different numbers of agents, respectively. However, in the *sortation* map with static task distribution, on+PIBT is (slightly) worse than off+PIBT because congested locations do not change a lot over time. Therefore, a well-optimized offline guidance graph can alleviate congestion well enough. Besides, there exist outliers on some number of agents because our model is not directly optimized for these cases.

Static vs. Dynamic Task Distribution. We expect that dynamic task distribution gives more advantages to online guidance over offline guidance because the guidance policy can dynamically change the guidance graph based on real-time traffic information, which depends on the task distribution. Clearly in Figure 4, by comparing on+PIBT with off+PIBT, our online guidance policy is more advantageous than the offline guidance graph when moving from static to dynamic task distributions. However, the improvement ratio of on+GPIBT over off+GPIBT does not consistently increase when moving from static to dynamic task distributions. This is because the difference between on+GPIBT and off+GPIBT goes beyond simply online vs. offline: on+GPIBT generates the guidance graph based on the current guide paths, meaning that a new guide path is more

likely to avoid areas frequently used by the guide paths of other agents, while off-GPIBT uses a static guidance graph, providing no incentive to generate guide paths that avoid congestion with other guide paths. To isolate the impact of the online mechanism alone, we compare [p-on]+GPIBT against off+GPIBT, where neither algorithm uses guide-path information to generate guidance graphs. In this case, the improvement ratio consistently increases while moving from static to dynamic task distributions. In addition, the comparison between on+GPIBT with [p-on]+GPIBT shows the effectiveness of using guide-path information.

Optimized vs. Handcrafted Online Guidance. We also compare our optimized online guidance policy to a human-designed guidance policy (Chen et al. 2024). As shown in Figure 4, the comparison between on+GPIBT with hm+GPIBT shows the advantage of our optimized guidance policy over the human-designed guidance policy on GPIBT. We are unaware of any human-designed online guidance policy for PIBT.

Runtime. Admittedly, online mechanisms incur more computational overhead. on+PIBT is up to 4 times slower than off+PIBT due to the need to recompute the heuristic tables. on+GPIBT is up to 7 times slower than hm+GPIBT and off+GPIBT due to the need to update the guidance graph every time an agent replans its guide path. However, this runtime overhead is often acceptable in practice, as the average runtime per timestep never exceeds 0.026 seconds across all experiments for all algorithms, which is fast enough for realistic settings. Besides, on average, on+PIBT algorithms are two to three times slower than on+GPIBT algorithms because on+GPIBT uses the guide-path mechanism to reduce the computational overhead of heuristics. Numerical results for runtime can be found in Appendix B.1.

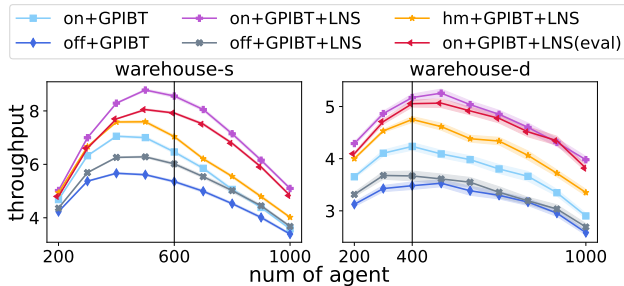


Figure 5: GPIBT with LNS results.

GPIBT with LNS. Section 3 mentioned that the GPIBT-based methods can incorporate LNS to improve the quality of guide paths and further enhance throughput. LNS refines agents’ guide paths with an iterative procedure. In each LNS iteration, n_g agents are selected to replan their guide paths from their current locations. If the new sum of all agents’ guide-path lengths on the guidance graph is smaller, LNS accepts the new guide-paths. At each timestep, LNS is terminated either if it exceeds N_{iter} iterations or if runs for more than t_{LNS} seconds. We focus on the *warehouse* map with both static and dynamic task distribution. LNS hyper-parameters are set as $N_{iter} = 10$, $n_g = 10$, and $t_{LNS} = 8$.

CMA-ES hyper-parameters are kept the same as in the main results.

Figure 5 shows the *throughput-agents* curve with LNS experiments. The results include on+GPIBT+LNS, off+GPIBT+LNS, hm+GPIBT+LNS, as well as on+GPIBT+LNS(eval). We optimize the first three guidance policies or guidance graphs with LNS included in the optimization loop. For on+GPIBT+LNS(eval), we use the on+GPIBT guidance policy and incorporate LNS specifically during the evaluation phase.

Comparing on+GPIBT with on+GPIBT+LNS and on+GPINT+LNS(eval) shows that LNS substantially improves the throughput. The throughputs of on+GPIBT+LNS, on+GPIBT+LNS(eval), and the hm+GPIBT+LNS all dominate that of off+GPIBT+LNS, indicating that under the LNS setting, all online methods are better than the offline method. The on+GPIBT+LNS(eval) policy ranks as the second best, only outperformed by the on+GPIBT+LNS approach. This result demonstrates the generalizability of our guidance policy, which is capable of sidestepping the costly optimization of guidance policies with LNS. Interestingly, the improvement of on+GPIBT over off+GPIBT is larger than off+GPIBT+LNS over off+GPIBT, indicating that the online mechanism is more helpful than LNS. That is because off+GPIBT ignores other agents’ guide-paths. LNS only helps when an agent deviates from its guide path, replanning the agent’s guide path from the deviated location instead of continuing to follow the previously planned guide path. However, ignoring other agents’ guide paths cannot lead to higher throughput.

All LNS-based algorithms are much slower than the algorithms without LNS (Table 3). However, the runtime is still acceptable. The most expensive one (on+GPIBT+LNS on static task distribution) is only 0.042 seconds per timestep. Table 4 in Appendix B.1 shows the numerical results.

Online Guidance and Deadlocks. We discovered that our online mechanism can also mitigate deadlock issues of PIBT. For the results in Figure 4, we used a deadlock-free version of PIBT with the “swap” technique (Okumura 2023) because the vanilla version of PIBT (without the “swap” technique, denoted as PIBT(vanilla)) encounters deadlocks in maps with dead-ends (Okumura et al. 2019). The *random* map is an example. Both PIBT(vanilla) and off+PIBT(vanilla) suffer from deadlocks. However, on+PIBT(vanilla) can automatically recover because the guidance graph and heuristics are updated periodically. If a deadlock occurs, the past traffic information directs our online guidance policy to generate a guidance graph with high edge weights at the deadlock area, helping agents escape from deadlocks. Appendix B.3 shows visualization results for deadlocks.

Ablation Results. Additional results for the guidance update interval m for on+PIBT in Appendix B.2.

4.3 Guidance Policy Visualization

In this section, we expand on earlier hypotheses and explain some results mentioned before by visualizing the guidance graph given by on+PIBT.

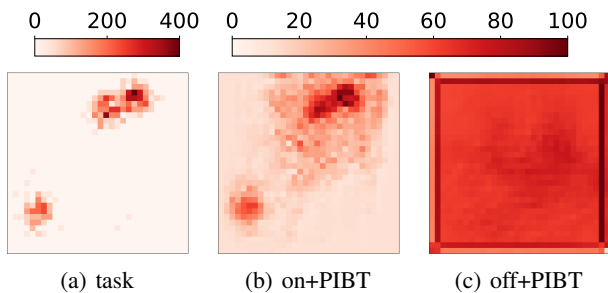


Figure 6: Online and offline guidance given task distribution on the *empty* map. Darker colors indicate more goals and higher wait costs.

Online guidance can capture congestion locations. The online guidance policies outperform the offline guidance graphs because they can get more real-time information from the downstream algorithms. For instance, the online policy can capture different congestion locations and alleviate them.

Figures 6(b) and 6(c) show the online and offline wait costs given the task distribution shown in Figure 6(a) on the *empty* map with the dynamic task distribution. The tasks are sampled from a 3-mode Gaussian distribution. We observe that the wait costs given by our guidance policy align with the task distribution. Specifically, the areas with more tasks are expected to be more congested. Therefore, our guidance policy generates higher wait costs to encourage the agents to move away from such areas, alleviating congestion. The wait costs given by the offline guidance graph, however, have no correlation with the task distribution at all.

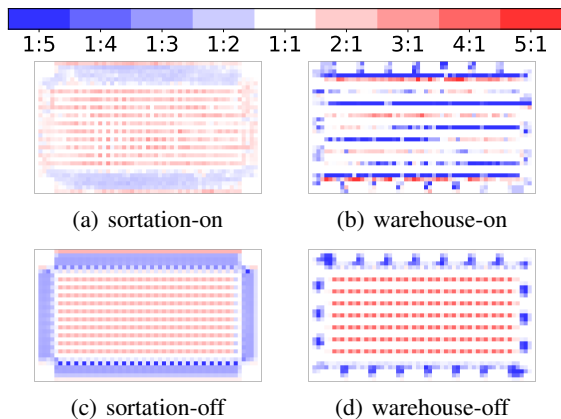


Figure 7: Visualization of the ratio of left to right edge weights in the guidance graph for *sortation* and *warehouse* maps, where “on” for on+PIBT and “off” for off+PIBT. Red cells indicate a higher ratio of left to right, while blue cells indicate a higher ratio of right to left.

The structure of the map affects the improvement ratio of online guidance policy. Although the *sortation* and *warehouse* maps look alike, they have different properties

and thus lead to different performances in throughput. In *warehouse*, the white space between workstations (pink) and endpoints (blue) is more narrow, and the corridors among endpoints are longer. The former makes detours in the white space less useful, and the latter decreases the number of path choices when agents are in the center of the map. Therefore, it is important for the online guidance policy to lead agents to choose an appropriate corridor and direction when entering the central area of the *warehouse* map to avoid congestion. Under the static task distribution, we can clearly see the alternative preferred direction on *warehouse* map in the generated online guidance, but can hardly capture it in *sortation* map. (See Figure 7). On the other hand, in both maps, offline guidance graphs direct agents in one direction in the central area and in another direction in the surrounding area. Therefore, we can see why, under the static task distribution setting, online guidance leads to dramatic improvement on the *warehouse* map but not on the *sortation* map.

5 Conclusion

Lifelong MAPF is a challenging problem of immense practical importance. Once we have a large number of agents, all practical approaches to the problem must overcome congestion problems. In this paper, we show how we can use dynamically generated guidance graphs that learn from traffic patterns to generate guidance, alleviating traffic congestion and improving throughput. We show that our proposed online guidance policy improve throughput in two state-of-the-art LMAPF algorithms across 4 different maps. Our work reveals several future directions. First, future works can explore incorporating the guidance policy in other LMAPF algorithms such as RHCR (Li et al. 2021b) and Learn to Follow (Skrynnik et al. 2024). Second, our work leverages CMA-ES, requiring a large number of evaluations in the LMAPF simulators to optimize the guidance policy. Future works can explore surrogate-assisted optimizers (Zhang et al. 2022; Bhatt et al. 2022; Kent and Branke 2023) to improve the sample efficiency of the optimization.

Acknowledgments

Hongzhi Zang performed her research during her visit to Carnegie Mellon University. This work used Bridge-2 at Pittsburgh Supercomputing Center (PSC) through allocation CIS220115 from the Advanced Cyberinfrastructure Coordination Ecosystem: Services & Support (ACCESS) program, which is supported by National Science Foundation grants #2138259, #2138286, #2138307, #2137603, and #2138296.

References

- Bhatt, V.; Tjanaka, B.; Fontaine, M.; and Nikolaidis, S. 2022. Deep Surrogate Assisted Generation of Environments. In *Proceedings of the Advances in Neural Information Processing Systems (NeurIPS)*, 37762–37777.
- Brown, A. S. 2022. How Amazon Robots Navigate Congestion. <https://www.amazon.science/latest-news/how-amazon-robots-navigate-congestion>. Accessed: 2023-05-09.

- Chen, Z.; Harabor, D.; Li, J.; and Stuckey, P. 2024. Traffic Flow Optimisation for Lifelong Multi-Agent Path Finding. In *Proceedings of the AAAI Conference on Artificial Intelligence (AAAI)*, 20674–20682.
- Cohen, L. 2020. *Efficient Bounded-Suboptimal Multi-Agent Path Finding and Motion Planning via Improvements to Focal Search*. Ph.D. thesis, University of Southern California.
- Cohen, L.; Uras, T.; and Koenig, S. 2015. Feasibility Study: Using Highways for Bounded-Suboptimal Multi-Agent Path Finding. In *Proceedings of the International Symposium on Combinatorial Search (SoCS)*, 2–8.
- Cohen, L.; Uras, T.; Kumar, T. K. S.; Xu, H.; Ayanian, N.; and Koenig, S. 2016. Improved Solvers for Bounded-Suboptimal Multi-Agent Path Finding. In *Proceedings of the International Joint Conference on Artificial Intelligence (IJCAI)*, 3067–3074.
- Damani, M.; Luo, Z.; Wenzel, E.; and Sartoretti, G. 2021. PRIMAL₂: Pathfinding Via Reinforcement and Imitation Multi-Agent Learning - Lifelong. *IEEE Robotics and Automation Letters*, 6(2): 2666–2673.
- Han, S. D.; and Yu, J. 2022. Optimizing Space Utilization for More Effective Multi-Robot Path Planning. In *Proceedings of the International Conference on Robotics and Automation (ICRA)*, 10709–10715.
- Hansen, N. 2016. The CMA Evolution Strategy: A Tutorial. *ArXiv*, abs/1604.00772.
- Jansen, M. R.; and Sturtevant, N. R. 2008. Direction Maps for Cooperative Pathfinding. In *Proceedings of the AAAI Conference on Artificial Intelligence and Interactive Digital Entertainment (AIIDE)*, 185–190.
- Jiang, H.; Zhang, Y.; Veerapaneni, R.; and Li, J. 2024. Scaling Lifelong Multi-Agent Path Finding to More Realistic Settings: Research Challenges and Opportunities. In *Proceedings of the International Symposium on Combinatorial Search (SoCS)*, 234–242.
- Kent, P.; and Branke, J. 2023. Bayesian Quality Diversity Search with Interactive Illumination. In *Proceedings of the Genetic and Evolutionary Computation Conference (GECCO)*, 1019–1026.
- Kou, N. M.; Peng, C.; Ma, H.; Kumar, T. K. S.; and Koenig, S. 2020. Idle Time Optimization for Target Assignment and Path Finding in Sortation Centers. In *Proceedings of the AAAI Conference on Artificial Intelligence (AAAI)*, 9925–9932.
- Li, J.; Chen, Z.; Harabor, D.; Stuckey, P. J.; and Koenig, S. 2021a. Anytime Multi-Agent Path Finding via Large Neighborhood Search. In *Proceedings of the International Joint Conference on Artificial Intelligence (IJCAI)*, 4127–4135.
- Li, J.; Sun, K.; Ma, H.; Felner, A.; Kumar, T. K. S.; and Koenig, S. 2020. Moving Agents in Formation in Congested Environments. In *Proceedings of the International Joint Conference on Autonomous Agents and Multiagent Systems (AAMAS)*, 726–734.
- Li, J.; Tinka, A.; Kiesel, S.; Durham, J. W.; Kumar, T. K. S.; and Koenig, S. 2021b. Lifelong Multi-Agent Path Finding in Large-Scale Warehouses. In *Proceedings of the AAAI Conference on Artificial Intelligence (AAAI)*, 11272–11281.
- Li, M.-F.; and Sun, M. 2023. The Study of Highway for Lifelong Multi-Agent Path Finding. *ArXiv*, 2304.04217.
- Liu, M.; Ma, H.; Li, J.; and Koenig, S. 2019. Task and Path Planning for Multi-Agent Pickup and Delivery. In *Proceedings of the International Conference on Autonomous Agents and Multi-Agent Systems (AAMAS)*, 1152–1160.
- Ma, H.; Li, J.; Kumar, T. K. S.; and Koenig, S. 2017a. Lifelong Multi-Agent Path Finding for Online Pickup and Delivery Tasks. In *Proceedings of the International Conference on Autonomous Agents and Multiagent Systems (AAMAS)*, 837–845.
- Ma, H.; Yang, J.; Cohen, L.; Kumar, T. K. S.; and Koenig, S. 2017b. Feasibility Study: Moving Non-Homogeneous Teams in Congested Video Game Environments. In *Proceedings of the AAAI Conference on Artificial Intelligence and Interactive Digital Entertainment (AIIDE)*, 270–272.
- Okumura, K. 2023. Improving LaCAM for Scalable Eventually Optimal Multi-Agent Pathfinding. In *Proceedings of the Thirty-First International Joint Conference on Artificial Intelligence (IJCAI)*.
- Okumura, K.; Machida, M.; Défago, X.; and Tamura, Y. 2019. Priority Inheritance with Backtracking for Iterative Multi-agent Path Finding. In *Proceedings of the International Joint Conference on Artificial Intelligence (IJCAI)*, 535–542.
- Silver, D. 2005. Cooperative Pathfinding. In *Proceedings of the Artificial Intelligence and Interactive Digital Entertainment Conference (AIIDE)*, 117–122.
- Skrynnik, A.; Andreychuk, A.; Nesterova, M.; Yakovlev, K.; and Panov, A. 2024. Learn to Follow: Decentralized Lifelong Multi-Agent Pathfinding via Planning and Learning. In *Proceedings of the AAAI Conference on Artificial Intelligence (AAAI)*, 16, 17541–17549.
- Stern, R.; Sturtevant, N. R.; Felner, A.; Koenig, S.; Ma, H.; Walker, T. T.; Li, J.; Atzmon, D.; Cohen, L.; Kumar, T. K. S.; Barták, R.; and Boyarski, E. 2019. Multi-Agent Pathfinding: Definitions, Variants, and Benchmarks. In *Proceedings of the International Symposium on Combinatorial Search (SoCS)*, 151–159.
- Tjanaka, B.; Fontaine, M. C.; Lee, D. H.; Zhang, Y.; Balam, N. R.; Dennler, N.; Garlanka, S. S.; Klapsis, N. D.; and Nikolaidis, S. 2023. pyribs: A Bare-Bones Python Library for Quality Diversity Optimization. In *Proceedings of the Genetic and Evolutionary Computation Conference (GECCO)*, 220–229.
- Wang, K. C.; and Botea, A. 2008. Fast and Memory-Efficient Multi-Agent Pathfinding. In *Proceedings of the International Conference on Automated Planning and Scheduling (ICAPS)*, 380–387.
- Yu, G.; and Wolf, M. 2023. Congestion prediction for large fleets of mobile robots. In *Proceedings of the International Conference on Robotics and Automation (ICRA)*, 7642–7649.
- Zhang, Y.; Fontaine, M. C.; Bhatt, V.; Nikolaidis, S.; and Li, J. 2023a. Arbitrarily Scalable Environment Generators via Neural Cellular Automata. In *Proceedings of*

the Advances in Neural Information Processing Systems (NeurIPS), 57212–57225.

Zhang, Y.; Fontaine, M. C.; Bhatt, V.; Nikolaidis, S.; and Li, J. 2023b. Multi-Robot Coordination and Layout Design for Automated Warehousing. In *Proceedings of the International Joint Conference on Artificial Intelligence (IJCAI)*, 5503–5511.

Zhang, Y.; Fontaine, M. C.; Hoover, A. K.; and Nikolaidis, S. 2022. Deep Surrogate Assisted MAP-Elites for Automated Hearthstone Deckbuilding. In *Proceedings of the Genetic and Evolutionary Computation Conference (GECCO)*, 158–167.

Zhang, Y.; Jiang, H.; Bhatt, V.; Nikolaidis, S.; and Li, J. 2024. Guidance Graph Optimization for Lifelong Multi-Agent Path Finding. In *Proceedings of the International Joint Conference on Artificial Intelligence (IJCAI)*, 311–320.

map-[dist type]	algorithm	N_{eval}	b	N_e
<i>sortation-s</i>	on+pibt	50,000	50	3
	off+pibt	50,000	50	3
	on+gpibt	10,000	100	2
	[p-on]+gpibt	10,000	100	2
	off+gpibt	10,000	100	2
<i>sortation-d</i>	on+pibt	12,500	50	3
	off+pibt	12,500	50	3
	on+gpibt	50,000	100	5
	[p-on]+gpibt	50,000	100	5
	off+gpibt	50,000	100	5
<i>warehouse-s</i>	on+pibt	25,000	50	3
	off+pibt	25,000	50	3
	on+gpibt	20,000	100	2
	[p-on]+gpibt	20,000	100	2
	off+gpibt	20,000	100	2
<i>warehouse-d</i>	on+pibt	25,000	50	3
	off+pibt	25,000	50	3
	on+gpibt	50,000	100	2
	[p-on]+gpibt	50,000	100	2
	off+gpibt	50,000	100	2
<i>empty-s</i>	on+pibt	25,000	50	3
	off+pibt	25,000	50	3
	on+gpibt	10,000	100	2
	[p-on]+gpibt	10,000	100	2
	off+gpibt	10,000	100	2
<i>empty-d</i>	on+pibt	25,000	50	3
	off+pibt	25,000	50	3
	on+gpibt	10,000	100	2
	[p-on]+gpibt	10,000	100	2
	off+gpibt	10,000	100	2
<i>random-s</i>	on+pibt	50,000	50	3
	off+pibt	50,000	50	3
	on+gpibt	50,000	100	5
	[p-on]+gpibt	50,000	100	5
	off+gpibt	50,000	100	5
<i>random-d</i>	on+pibt	50,000	50	3
	off+pibt	50,000	50	3
	on+gpibt	20,000	100	5
	[p-on]+gpibt	20,000	100	5
	off+gpibt	20,000	100	5

Table 1: CMA-ES hyperparameters. [dist type] is an abbreviation for distribution type, where “d” stands for dynamic and “s” stands for static.

A Detailed Experiments Setups

In this section, we present the detailed setups of the experiments presented in Section 4.

	<i>sortation</i>	<i>warehouse</i>	<i>empty</i>	<i>random</i>
μ selection	<i>ep</i>	<i>ep</i>	<i>ap</i>	<i>ap</i>
σ	1.0	1.0	0.5	0.5
K	1	1	3	3
N_d	200	200	200	200

Table 2: Dynamic task distribution hyper-parameters. *ep* stands for endpoints. *ap* stands for any locations on the whole map. μ and σ denote the mean and standard deviation of Gaussian distribution, K denotes the K -mode Gaussian, and N_d denotes the task distribution change interval.

A.1 Hyper-parameters

CMA-ES. Table 1 shows the hyper-parameters in CMA-ES. b stands for batch size, N_e stands for the number of simulations used to evaluate one solution sampled from the CMA-ES Gaussian distribution, and N_{eval} stands for the total number of evaluations during the optimization. We select various values of b to accommodate the number of parameters in the guidance policies for PIBT and GPiBT. Additionally, we choose different values of N_e to mitigate the variance of the CMA-ES objective function in each evaluation. The rationale behind using different N_{eval} values is that guidance policies in different settings have varying convergence requirements in terms of the total number of evaluations needed. While the hyper-parameters vary, we use the same hyper-parameters for the settings that we make comparisons.

Task setup. As mentioned in Section 4.1, we apply Gaussian and multi-mode Gaussian as the dynamic task distributions on different maps. Table 2 shows the detailed hyper-parameters. To sample the tasks, we regard the map as a 2D space. The Gaussian center is selected from a subset of all locations on the map, as indicated in the table. After N_d timesteps, the Gaussian centers are randomly sampled again, and agents’ new tasks are sampled from the updated (multi-mode) Gaussian distribution.

A.2 On+PIBT Guidance Policy

The guidance policy for on+PIBT is a 3-layer Convolutional Neural Network (CNN). The kernel sizes on each layer are 3, 1, and 1, respectively. We choose ReLU and BatchNorm2d to serve as the non-linearity layers. The observation of the guidance policy includes past traffic and current tasks. Concretely, the past traffic is the edge usage of all edges in E_g in previous m steps. It is encoded in shape $(5, h, w)$, where 5 denotes the outgoing edges in 5 directions (right, up, left, down, self) of each vertex, and (h, w) denotes the height and width of the map. The current tasks encode the current goal locations for all agents with the shape of (h, w) . For location (x, y) , the value is the number of goals on (x, y) . Each channel of the observation is normalized in $(0, 1)$ to stabilize the model output. The output of the guidance policy is the guidance graph edge weights of shape $(5, h, w)$. The total number of parameters is 3,119.

We use a small CNN with small kernel sizes, not only because the model’s observation is a 3D tensor, but also to

ensure the number of parameters is not too large so that it is easier for CMA-ES to optimize.

A.3 On+GPIBT Guidance Policy

Guidance policy implementation. As mentioned in Section 3, we call the model to update the guidance graph before an agent plans its guide path. In implementation, we actually use a *lazy* mechanism. We calculate the edge weights in the guidance graph only for those edges that connect to the expanded neighbors of the current locations during the search for the shortest guide paths on the graph. This lazy mechanism avoids computing unnecessary edge weights, thereby reducing the overhead of calling the guidance policy during agents’ guide path generation. Algorithm 1 shows the pseudo-code of the search process for the guide path of each agent. Overall, it is an A* search. We employ $h(x) \equiv 1$ as the admissible heuristic function, given that all edge weights in the guidance graph are at least 1. Line 3 and Line 4 initialize the OPEN list with the start location s and the CLOSE list with an empty list. Line 5 to Line 26 is the main *while* loop of the A* search. Line 6 pops the node with least f values (the sum of g and h). Line 7 then push the popped node into the close list. These are the preparation steps before expanding the *curr* node. Line 8 checks whether the expanded node is the goal location. We then compute the model observation (Line 11) and use the guidance policy to compute the edge weights on the guidance graph (Line 12). We explain the windowed observation in the next subsection. Using the weights, we continue to expand the current node. Line 13 to Line 25 is the *for* loop for the expanding process, the same as the typical A* search.

Guidance policy model parameters. We use s_{win} to denote the window size of the observation. The observation of the guidance policy is the windowed guide-paths edge usage, encoded in the shape of $(4, s_{win}, s_{win})$. The window center is located at the current expanding node. 4 channels stand for right, up, left, and down guide-paths edge usage of other agents. We choose $s_{win}=5$. The output of the model is the weights of the guidance graph on 4 outgoing edges of the current expanding node.

We use a simple quadratic function as guidance policy. Every term in the windowed guide-path edge usage is associated with an optimizable linear variable. We further include quadratic variables on *contra-flow* of the windowed guide-path edge usage. That is, for each pair of adjacent vertex u and v included in the guide-path edge usage, we consider the product term of guide-path edge usage on (u, v) and (v, u) . Such a design is inspired by (Chen et al. 2024), and it ensures that the handcrafted function in hm+GPIBT can be represented by our network architecture. The total number of parameters for on+GPIBT online guidance policy model is 560.

A.4 Compute Resource

We run our experiments on 4 machines: (1) a local machine with a 64-core AMD Ryzen Threadripper 3990X CPU, 192 GB of RAM, and an Nvidia RTX 3090Ti GPU, (2) a local machine with a 64-core AMD Threadripper 7980X CPU, 128 GB of RAM, and an Nvidia RTX 1080Ti GPU, (3) a

Algorithm 1: Search for guide paths by using guidance policy

```

1: Input start location  $s$ ; goal location  $goal$ ; online policy  $\pi_\theta$ ; current all agents guide-path edge usage  $U_e$ 
2: Notation OPEN, open list in A* search, which is a priority heap; CLOSE, the closed list in the search, ensures that no node is expanded more than once;  $h(x)$ , any admissible heuristic function for location  $x$ .
3:  $root \leftarrow search\text{-node}(loc=s, g=0, h=h(s), parent=none)$ 
4:  $OPEN \leftarrow \{root\}$ ;  $CLOSE \leftarrow \{\}$  // initialize open list
5: while  $OPEN \neq \phi$  do
6:    $curr \leftarrow OPEN.pop()$ 
7:    $CLOSE.push(curr)$ 
8:   if  $curr.loc = goal$  then
9:     break
10:  end if
11:   $obs \leftarrow Windowed\text{-Obs}(curr.loc, win\_size, U_e)$ 
12:   $cost \leftarrow \pi_\theta(obs) + 1$ . //  $cost \in \mathbb{R}^4$ 
13:  for  $nid, n$  in  $enumerate(curr.loc.neighbors)$  do
14:     $cost_n = cost[nid]$ 
15:     $next \leftarrow search\text{-node}(loc=n, g=curr.g+cost_n, h = h(n), parent=curr)$ 
16:    if  $n$  is not equal to the location of any nodes in OPEN then
17:       $OPEN.push(next)$ 
18:    else
19:      //  $\exists existing \in OPEN$  s.t.  $existing.loc = next$ 
20:      if  $next.g < existing.g$  then
21:        assert  $existing \notin CLOSE$ 
22:         $OPEN.update(existing, next)$  // use “next” to replace the “existing” node in the open list.
23:      end if
24:    end if
25:  end for
26: end while

```

Nectar Cloud instance with a 32-core AMD EPYC-Rome Processor and 64GB RAM, and (4) a high-performing cluster with numerous 64-core AMD EPYC 7742 CPUs, each with 256GB of RAM. The CPU runtime is measured on the machine (1).

A.5 Relevant Software Library

We follow the previous work (Zhang et al. 2024) and implement CMA-ES using Pyribs (Tjanaka et al. 2023). We use the open-source Guided-PIBT implementation of Chen et al. (2024), and PIBT implementation of Jiang et al. (2024).

B Additional Experimental Results

In this section, we show the following additional experiment results: (1) runtime of different algorithms, (2) ablation results on the guidance update interval m , and (3) visualization for deadlock mitigation.

B.1 Runtime

Table 3 shows numerical results for runtime mentioned in Section 4.2. The runtime of on+PIBT is 2-3 times slower

map-type	on+PIBT	off+PIBT	on+GPIBT	[p-on]+GPIBT	off+GPIBT	hm+GPIBT
<i>sortation-s</i>	27.912±5.504	11.284±0.299	16.752±0.214	5.735±0.698	2.943±0.078	3.326±0.131
<i>sortation-d</i>	24.954±4.687	8.016±0.765	9.504±0.578	5.117±0.834	2.176±0.075	2.605±0.104
<i>warehouse-s</i>	15.515±2.682	5.883±0.306	7.902±0.265	3.826±0.692	1.440±0.029	1.475±0.036
<i>warehouse-d</i>	14.061±2.238	4.395±0.217	4.074±0.269	3.618±0.715	1.203±0.047	1.292±0.0483
<i>empty-s</i>	11.416±1.685	6.405±0.196	10.322±0.317	3.665±0.603	1.787±0.066	2.026±0.092
<i>empty-d</i>	9.944±1.408	4.439±0.306	8.482±0.548	3.149±0.636	1.200±0.056	1.267±0.051
<i>random-s</i>	8.524±1.182	4.804±0.332	5.912±1.132	3.173±0.696	1.279±0.063	1.348±0.089
<i>random-d</i>	7.706±0.965	3.638±0.442	3.530±0.323	2.857±0.657	0.951±0.046	0.953±0.045

Table 3: CPU runtime (in seconds) table for all algorithms for 1,000 timesteps. Type *s* and *d* stand for static and dynamic task distribution. The numbers of agents are 800, 600, 400, and 400 for the *sortation*, *warehouse*, *empty* and *random* map.

than off+PIBT due to the need to recompute the heuristics. For GPIBT-based methods, the runtime of off+GPIBT and hm+GPIBT is similar, as they require minimal effort to compute the edge weights of the guidance graph when planning the guide paths. [p-on]+GPIBT does not compute edge weights during the guide-path search, but it does compute observations when updating the guidance graph. on+GPIBT is up to 7 times slower than hm+GPIBT and off+GPIBT because it updates the guidance graph every time an agent replans its guide path. on+GPIBT is also slower than [p-on]+GPIBT because, in [p-on]+GPIBT, all agents share the same guidance graph, which ignores the guide-path edge usage, whereas on+GPIBT does not. As a result, on+GPIBT updates the guidance graph more frequently, and thus more time-consuming. While on+PIBT and on+GPIBT incur higher runtimes, they achieve higher throughput.

Table 4 presents numerical results for the runtime of LNS-related algorithms mentioned in Section 4.2. on+GPIBT+LNS(eval) shares similar runtime with on+GPIBT+LNS.

algo	on	off	hm
static	42.145±0.562	7.828±0.194	8.383±0.111
dynamic	38.553±1.528	6.680±0.364	8.961±0.321

Table 4: CPU runtime (in seconds) of LNS-based algorithms with 600 agents for 1000 steps. *Static* and *dynamic* indicate the task distribution. “on”, “off”, and “hm” stand for on+GPIBT+LNS, off+GPIBT+LNS, and hm+GPIBT+LNS, respectively.

B.2 Ablation on Guidance Update Interval

Section 3.1 mentioned the guidance update interval m for PIBT. The selection of m is a trade-off between the adaptability of the guidance policy to varying traffic patterns and the computational overhead. Updating the guidance graph more frequently could lead to better throughput at the expense of more computational overhead.

Experiments setup. In this section, we compare the performance of $m \in \{10, 20, 50, 100, 200\}$. We optimize all guidance policies with CMA-ES with 600 agents. We focus on

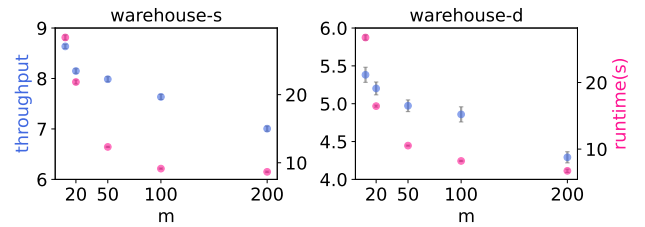


Figure 8: The relationships between throughput and m , and the total runtime for 1000 timesteps and m , are shown for 600 agents. “s” and “d” indicate static and dynamic task distribution, respectively. Blue points represent throughput, while pink points represent runtime. Gray bars indicate the 95% confidence interval, although some of them are too small to be visible.

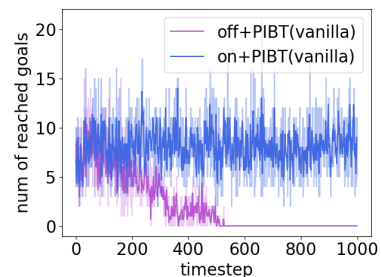


Figure 9: Finished tasks at each step on the *random* map with PIBT(vanilla). The lighter lines represent raw data, while the darker lines are smoothed by averaging over 5 timesteps.

the *warehouse* map with static and dynamic task distribution. We set CMA-ES hyper-parameters $N_{eval} = 25,000$, $b = 50$, and $N_e = 3$.

Results. Figure 8 shows the ablation results. We observe that the smaller the m , the higher the throughput and the longer the runtime. Given the trade-off of runtime and throughput with the choice of m , it depends on the exact planning time limit of the downstream application scenario of our algorithm to determine the exact value of m .

B.3 Deadlocks Mitigation

Figure 9 shows the number of reached goals at each timestep on the *random* map with 400 agents, comparing off+PIBT(vanilla) and on+PIBT(vanilla). The number of completed tasks drops to 0 for off+PIBT(vanilla), indicating that agents encounter deadlocks. In contrast, with a guidance policy, on+PIBT(vanilla) enables the agents to escape from deadlocks and maintain a consistent flow of completed tasks.