

Profiling Bias in LLMs: Stereotype Dimensions in Contextual Word Embeddings

Carolin M. Schuster, Maria-Alexandra Dinisor, Shashwat Ghatiwala and Georg Groh
Technical University of Munich

{carolin.schuster, alexandra.dinisor, shashwat.ghatiwala}@tum.de
grohg@in.tum.de

Abstract

Large language models (LLMs) are the foundation of the current successes of artificial intelligence (AI), however, they are unavoidably biased. To effectively communicate the risks and encourage mitigation efforts these models need adequate and intuitive descriptions of their discriminatory properties, appropriate for all audiences of AI. We suggest bias profiles with respect to stereotype dimensions based on dictionaries from social psychology research. Along these dimensions we investigate gender bias in contextual embeddings, across contexts and layers, and generate stereotype profiles for twelve different LLMs, demonstrating their intuition and use case for exposing and visualizing bias.

1 Introduction

Amongst many other semantic concepts, large language models (LLMs) pick up stereotypes from the data they are trained on. Unbiased data is hard to come by, especially in the amounts needed for the ever-larger models, which are the foundation of the current successes of AI and the respective hype. Thus bias in these models is basically unavoidable, making it necessary to understand its characteristics and extents to communicate the risks and find ways to mitigate adverse discriminatory effects on affected populations.

Past research on bias has often involved word embedding association tests (Caliskan et al., 2017), inspired by the implicit association tests (IAT) (Greenwald et al., 1998) of social psychology. By another inspiration from the social sciences, a newer direction of natural language processing (NLP) research transforms in-transparent embeddings into a space of meaningful dimensions (Mathew et al., 2020; Kwak et al., 2021;

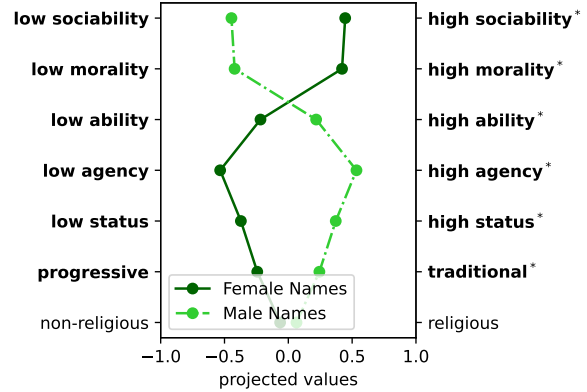


Figure 1: 7D stereotype profile for Llama-3-8B, revealing differences in embeddings of 100 female and 100 male associated names. *Bold dimensions are statistically significant ($p < 0.05$).

Şenel et al., 2022; Engler et al., 2022), enabling new ways to study concepts. Similar to semantic differentials (Osgood et al., 1957), this methodology relies on antonyms or opposing concepts described by lexicons.

In this work we study bias in LLMs by transforming their embeddings based on the stereotype content model (SCM) by Fiske et al. (2002), enabling the study along theoretically and empirically grounded stereotype dimensions. The SCM entails two primary dimensions which originate from interactions, where people seek to understand the other party’s intent (dimension of warmth) and their capabilities (dimension of competence). Stereotypically women are thereby associated with higher warmth, men with higher competence. Furthermore we employ the extended model (Abele et al., 2016; Ellemers, 2017; Goodwin, 2015; Koch et al., 2016) allowing us to provide detailed 7D bias profiles as shown in Figure 1.

Contributions. In summary, we (i) show how the stereotype content model can be employed to

dimension	direction	n	terms	$n_{add.}$	additional terms
sociability	high	43	nice, friendliness, warmth	199	accomodating, witty
	low	42	unfriendly, unsociability, distant	162	acid, withdrawn
morality	high	51	humane, morality, benevolent	205	allegiance, true
	low	69	untrustworthiness, evil, insincere	635	abandon, wrongful
ability	high	40	intelligence, capable, graceful	302	accomplished, ace
	low	39	ignorant, stupid, inefficient	160	awkward, unadvised
agency	high	42	motivated, autonomous, resolute	256	action, worker
	low	39	vulnerable, submission, helpless	113	bowing, unsure
status	high	21	superior, wealth, important	187	advantage, win
	low	13	poor, insignificant, unsuccessful	117	bankrupt, welfare
politics	traditional	12	conventional, conservative	34	classical, capitalist
	progressive	16	modern, liberal, democrat	45	contemporary, feminist
religion	religious	18	believer, church, god-fearing	146	spirit, testament
	non-religious	10	atheist, skeptical, secular	6	unholy, impious

Table 1: Examples of terms and their directions on stereotype dimensions from the theoretically grounded dictionary by [Nicolas et al. \(2021\)](#). The additional terms were collected from their extended dictionary created by a semi-automated method. Warmth: Sociability & Morality. Competence: Ability & Agency.

expose and visualize bias in contextual embeddings, **(ii)** generate bias profiles for twelve LLMs for gender-associated names and gendered terms, displaying overall stereotypical associations of warmth and competence, **(iii)** provide insights on stereotype dimensions and bias across context examples and network layers.

2 Related Work

Inspired by the human implicit association test ([Greenwald et al., 1998](#)), [Caliskan et al. \(2017\)](#) developed the first Word Embedding Association Test (WEAT) to assess the association between two target concepts (e.g. scientist vs. librarian) and two attributes (e.g. male vs. female) in static word embeddings by cosine similarity and a permutation test. Later [Tan and Celis \(2019\)](#) built a first approach to measure bias for LLMs using the contextual embeddings of the words within examples. The Contextual Embedding Association Test (CEAT) ([Guo and Caliskan, 2021](#)) employs a random effects model to quantify bias with sampled contexts from a corpus.

A newer approach to interpreting the high-dimensional embedding spaces is again inspired by a concept from the social sciences; semantic differentials ([Osgood et al., 1957](#)). [Mathew et al. \(2020\)](#) introduced POLAR, a transformation of static word embeddings to a new polar, interpretable space. The polar opposites are antonyms

such as hot-cold or soft-hard and their word vectors are employed to define the new dimensions, which were shown to align with human judgement in an evaluation study. Similar frameworks are SemAxis ([An et al., 2018](#)), FrameAxis ([Kwak et al., 2021](#)) and BiImp ([Şenel et al., 2022](#)).

More recently, the SensePolar framework was introduced by [Engler et al. \(2022\)](#), extending the POLAR approach to contextual word embeddings. The poles are hereby defined not by the word alone but by their embedding within sense-specific example sentences from a dictionary. The authors showed that these more interpretable embeddings can achieve similar performance to regular ones on natural language understanding (NLU) tasks, and furthermore evaluated their approach by a human evaluation study.

Most similar to our work [Fraser et al. \(2021\)](#) analyze stereotype dimensions in static embeddings, combining the POLAR framework by [Mathew et al. \(2020\)](#) with the warmth and competence dimensions of the stereotype content model ([Fiske et al., 2002](#)). They demonstrate that static word embeddings can recreate the stereotype dimensions from literature by predicting the cold-warm and competent-incompetent associations for additional known words, and by further comparing the results to psychological surveys.

For contextual embeddings [Ungless et al. \(2022\)](#) measure bias with CEAT ([Guo and](#)

Caliskan, 2021) based on the warmth and competence dimensions and in a generation based approach Jeoung et al. (2023) elicit evaluation of different social groups on these dimensions, with multiple prompting strategies. The stereotype content model has also been used for de-biasing methods (Ungless et al., 2022; Omrani et al., 2023). The researchers suggest that this theory-driven approach has an advantage, because it is social-group-agnostic and thus does not require iteration over discriminated groups or previous knowledge of specific bias.

In another projection approach, Omrani Sabaghi et al. (2023) use a maximum margin support vector classifier to learn the valence subspace (pleasantness vs unpleasantness) and project the word ‘person’ to this dimension, placing different words in its context. The bias between words is then measured by their effect on the contextualized representation of ‘person’.

3 Experimental Setup

3.1 Stereotype Dimensions & Dictionaries

Our analysis of stereotype dimensions and bias in LLMs is grounded in the stereotype content model by Fiske et al. (2002), who showed that there are two major dimensions of warmth and competence, and that many stereotypes are mixed along these two. Following Nicolas et al. (2021) we also study the more fine-grained dimensions of sociability and morality for warmth (Abele et al., 2016) and ability and agency for competence (Ellemers, 2017; Goodwin, 2015). Expanding the set of concepts by the Agency-Beliefs-Communion model (Koch et al., 2016) we further include the dimensions of status, politics and religion. This allows us to also provide a more detailed and extended stereotype profile for the LLMs.

Akin to previous work (Fraser et al., 2021; Omrani et al., 2023) we use the dictionaries in the supplementary data from Nicolas et al. (2021)¹, which were validated by human evaluation studies, for the construction of the stereotype space.

The “seed dictionary” is theory-driven, using terms from literature, while the “full dictionary” contains additional terms collected by a semi-automated method, identifying synonyms using the English lexical database WordNet (Miller et al., 1990)². Both dictionaries distinguish

seven stereotype dimensions, as shown in Table 1 with examples of terms per dimension and direction. While most dimensions are coded low–high, the politics dimension is coded progressive–traditional and the dimension of religion is coded non-religious–religious.

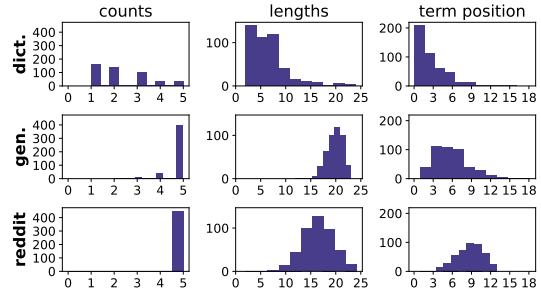


Figure 2: Properties of context examples.

3.2 Context Examples

As we are working with contextual embeddings the context of the terms becomes a crucial design choice for the study of stereotype dimensions and bias (see also Engler et al. (2022)).

Generated Examples: For our main experiments, we generate gender-neutral contexts with Llama-3-8B-instruct by the instruction to avoid names and gender-specific pronouns. Thus, no additional gender bias is introduced. As synset information is available for the terms in the seed dictionary, the prompts for these terms additionally include the term definition from WordNet (Miller et al., 1990), allowing a more precise generation for the specific word meaning.

Dictionary Examples: As in the original SensePolar paper (Engler et al., 2022) we also retrieve context examples from WordNet (Miller et al., 1990), and only for the seed stereotype dictionary we manually add examples from other dictionaries where WordNet does not provide any.

Reddit Examples: We include one setup with natural data, where we sample term examples from a Reddit Corpus³, similar as done in the Contextual Word Embedding Association Test (Guo and Caliskan, 2021).

No Context: In this setting only the terms are passed through the models, preventing contextualization beyond term subwords.

Example properties are shown in Figure 2. We

¹<https://osf.io/yx45f/>

²<https://wordnet.princeton.edu/>

³<https://www.kaggle.com/datasets/kaggle/reddit-comments-may-2015>

fixed the number of examples to five for comparison and to limit computational time, but for the dictionary examples, there often are fewer available. Dictionary examples are also the shortest, as they are often short phrases, e.g. “friendly advice”. The generated examples are the longest with an average of 20 words. Reddit examples are truncated on both sides, to include context around the term, which may explain later term positions.

3.3 Polar Projection

For the computation of stereotype dimensions we follow the SensePolar framework by Engler et al. (2022) which is an extension of the POLAR framework (Mathew et al., 2020) for contextual embeddings. Hereby the embeddings are transformed into an interpretable space based on polar dimensions, which in our case are defined by the stereotype dictionary. We transform the embeddings at two levels: (i) Warmth + competence, and (ii) seven granular dimensions of the extended stereotype content model.

Similar to Fraser et al. (2021) we take the words for each stereotype dimension from the theory-driven “seed dictionary” (Nicolas et al., 2021) and we average individually the word embeddings for the high and for the low classified words, for which the numbers are shown in Table 1. Word lists for warmth (sociability + morality) and competence (ability + agency) are compiled of the words of their subordinate dimensions.

As a first step we calculate the sense embedding \mathbf{s} for a word with its specific sense and m sense-specific context examples, as shown in Equation 1. We hereby average the contextual embeddings \mathbf{w} across the different context examples, also averaging across subwords when words are split due to subword tokenization.

$$\mathbf{s} = \frac{1}{m} \sum_{j=1}^m \mathbf{w}_{c_j}^s \quad (1)$$

For n words belonging to the pole of a stereotype dimension, e.g. “friendliness” and “sociability” for the pole “high sociability”, we average their sense embeddings to obtain the average pole embedding \mathbf{p} . Next, we stack the vectors and subtract the low dimension embeddings from the high dimension embeddings to obtain the change of basis matrix \mathbf{a} , describing the newly defined space with \mathbf{h} stereotype dimensions:

$$\mathbf{p} = \frac{1}{n} \sum_{i=1}^n \mathbf{s}_i \quad (2)$$

$$\mathbf{a}_h = \mathbf{P}\mathbf{h}_{high} - \mathbf{P}\mathbf{h}_{low} \quad (3)$$

Before projecting a word of interest to the new dimensions, we compute its embedding \mathbf{x} by again averaging across its context examples as shown in Equation 4. Following prior work (Engler et al., 2022) we then project the embedding to the new interpretable space by the inverted change of basis matrix as shown in Equation 5.

$$\mathbf{x} = \frac{1}{k} \sum_{i=1}^k \mathbf{x}_{c_i} \quad (4)$$

$$\mathbf{d} = (\mathbf{a}^T)^{-1} \mathbf{x} \quad (5)$$

The new embedding \mathbf{d} in the stereotype space can be interpreted as follows: Similar to the semantic differential technique, a higher absolute value signifies a stronger semantic relation to the respective dimension. A positive value signifies an association with the high pole, for example “high morality” and a negative value signifies an association with the low pole, e.g. “low morality”.

Projection of Additional Terms To evaluate the consistency of the stereotype dimensions we follow the approach by Fraser et al. (2021) and project additional terms from the full dictionary by Nicolas et al. (2021) to the stereotype space. For each term we predict its direction on its assigned dimension by the sign of its polar value and calculate the accuracy against the ground truth directions of the words.

Projection of Gender-Associated Names & Gendered Terms For the analysis of gender bias we project gender-associated words to our stereotype dimensions, utilizing two larger binary ‘vocabulary populations’ and individual terms for transgender and nonbinary gender. The largest population are historically gender-associated names such as “Mary” and “John”, taken from the most popular given names of the last century in the United States⁴; 100 for each gender. Then we employ gendered terms by definition, e.g. “woman”, “she” and “man”, “he”, as utilized in experiments of WEAT (Caliskan et al.,

⁴<https://www.ssa.gov/oact/babynames/decades/century.html>

	Warmth	Competence	Sociability	Morality	Ability	Agency	Status	Politics	Religion
Llama-3-8B (AI@Meta, 2024)	0.79	0.81	0.66	0.87	0.72	0.77	0.8	0.73	0.74
Llama-3-8B-Instruct (AI@Meta, 2024)	0.79	0.82	0.65	0.88	0.75	0.77	0.83	0.83	0.81
Llama-3.2-3B (AI@Meta, 2024)	0.81	0.8	0.63	0.87	0.66	0.76	0.79	0.77	0.62
Llama-3.2-3B-Instruct (AI@Meta, 2024)	0.78	0.84	0.62	0.88	0.75	0.78	0.81	0.86	0.62
Gemma-2B (TeamGemma et al., 2024)	0.66	0.67	0.58	0.75	0.66	0.69	0.78	0.58	0.96
Gemma-2-2B (TeamGemma et al., 2024)	0.7	0.67	0.64	0.8	0.74	0.7	0.75	0.63	0.95
OLMo-1B-hf (Groeneveld et al., 2024)	0.83	0.84	0.76	0.86	0.83	0.77	0.78	0.87	0.6
Bloom-1B7 (Le Scao et al., 2022)	0.79	0.76	0.68	0.87	0.85	0.77	0.62	0.71	0.84
GPT-Neo-125M (Black et al., 2021)	0.66	0.33	0.55	0.75	0.34	0.69	0.41	0.58	0.05
GPT2 (Radford et al., 2019)	0.66	0.67	0.57	0.76	0.53	0.72	0.77	0.6	0.93
ALBERT-base-v2 (Lan et al., 2019)	0.7	0.68	0.62	0.77	0.7	0.69	0.71	0.69	0.65
BERT-base-uncased (Devlin et al., 2019)	0.79	0.83	0.7	0.83	0.8	0.72	0.78	0.72	0.53

Table 2: Accuracy for the direction prediction task. Hereby, we predict the direction on the stereotype dimensions (e.g. high warmth vs. low warmth) for terms in the extended stereotype dictionary (Nicolas et al., 2021) and compare to ground truth directions.

2017). As context for our gendered terms and names, we use neutral templates, such as “This is [NAME]” or “This is [TERM]” to provide context without unnecessarily introducing additional bias (compare May et al. (2019); Tan and Celis (2019)). We average across representations for the different templates to achieve a more robust representation for the names and terms.

For easier interpretation and comparison between models we standardize the projected polar values, separately for names and terms, as preliminary work showed that named entities and pronouns can show different average tendencies on stereotype dimensions. To assess the significance of the observed differences we employ t-tests.

3.4 Models

For our analysis we project open source models of multiple generations available in the Huggingface Library⁵ onto stereotype dimensions. Model details are included in Table 2.

4 Results

4.1 Prediction of Direction for Additional Terms

Predicting the direction on the stereotype dimensions for new terms from the extended stereotype dictionary (Nicolas et al., 2021), we find most studied models can perform this task well, with

⁵<https://huggingface.co/>

different strengths. Table 2 shows the results when embedding and projecting with the generated examples. OLMo-1B-hf (warmth and competence) and Llama3.2-3B-Instruct (only warmth) achieve the performance closest to that of static embeddings by Fraser et al. (2021), where the FastText-based model scored respectively 0.85 for warmth and 0.86 for competence. OLMo and the Llama models also perform very well for the granular dimensions. Predicting morality is the overall easiest task for the models, while the other subdimension of warmth, sociability, poses the most difficult task.

Only GPT-Neo-125M performs worse than chance for some dimensions, however, this pertains only to raw polar values. When we use a different cut-off by mean-centering the values, the model achieves much better results, e.g. 0.76 and 0.71 for warmth and competence. Similarly, GPT2 and the Gemma models benefit from a different cut-off value, gaining up to 10 percentage points per dimension. Thus all models are able to discriminate between low and high-labeled terms on the stereotype dimensions.

4.2 Gender Stereotype Profiles

For all twelve studied LLMs, we find statistically significant bias for gender-associated names, as evident in the 2D profiles for warmth and competence in Figure 3. In line with human bias found in studies of the stereotype content model (Fiske et al., 2002), the models highly agree on the rel-

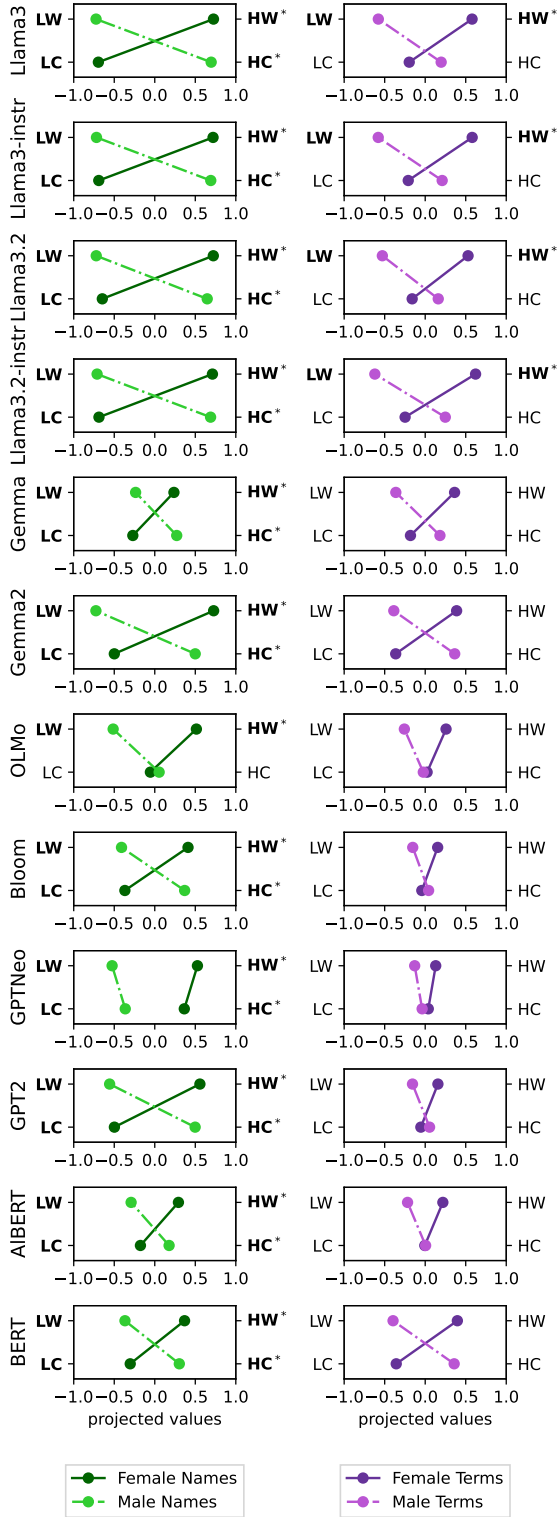


Figure 3: 2D Stereotype Profiles. LW/HW = Low/High Warmth. LC/HC = Low/High Competence. *Significant dimensions (p<0.05).

ative associations of female names with warmth and male names with competence when using the

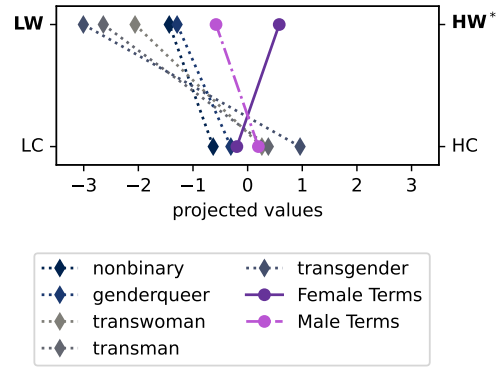


Figure 4: 2D Stereotype profile for Llama-3-8B with nonbinary terms. LW/HW = Low/High Warmth. LC/HC = Low/High Competence.

gender-neutral generated contexts. GPTNeo poses an exception, where both dimensions are associated with female names, and for OLMo, the difference in competence is insignificant.

For the much smaller ‘vocabulary populations’ of gendered terms (nine terms per gender), warmth is the more relevant dimension than competence, with only the former being significant for all four Llama-3 models. For some models, e.g. GPT2, the gendered term differences are small, but the bias direction is very consistent when comparing name and term profiles. In Figure 4, we additionally see the projections of five individual terms beyond binary gender. Nonbinary and transgender-related terms are associated with lower warmth than binary term means, which was found for all newer models (studied variants of LLama3, Gemma, OLMo). For competence, there is no respective trend.

Zooming into the 7-dimensional stereotype profiles for Llama-3-8B (see Figure 1) and Llama-3.2-3B-instruct in Figure 5, we can perceive the previously shown associations in more detail. The profiles between Llama-3 and the newer and instruction-tuned 3.2 version are quite similar: Sociability and morality (warmth) are linked with female names, which is true for 10 and 11 of all studied models. Ability and agency (competence) are significantly related with male names, which is true for 9 and 7 of the studied models. Also for status, six models show a significant association with male names. Furthermore six models find male names to be more traditional on the political dimension, while there is no perceivable trend for religion. For gendered terms, there is only




Figure 5: 7D stereotype profiles for gender-associated names and gendered terms with Llama-3.2-3B-instruct. *Bold dimensions are statistically significant ($p < 0.05$).

one clearly biased dimension, where seven models agree on a stereotypical association of sociability with female terms.

4.3 Context Examples and Bias across Layers

Comparing contexts across layers in Figure 6 we find that their influence on prediction accuracy highly depends on the model. For Llama-3-8B, the accuracy is quite stable compared to the smaller Gemma-2B variant, where we see much variation across layers and context types. For GPT2 the Reddit examples lead to much lower accuracy, while for BERT the no context condition performs markedly worse.

On the right in Figure 6 we see that bias across layers is rather consistent for all models, where higher (lower) values signify female (male) bias. Here, shown by generated examples, stereotypical associations permeate throughout the networks, also for Gemma, despite the unstable semantics indicated by the prediction task. In some cases, the first and last layers behave differently with a reversed direction of bias compared to the overall model.

5 Discussion

Our results provide substantial evidence of stereotype dimensions in the embedding space of LLMs and a gender bias that predominantly corresponds to the human bias found in studies of the stereotype content model (Fiske et al., 2002). For all models, female names are significantly associated with warmth, and for most models, male names are also associated with competence. There is less evidence for bias for the studied gendered terms,

which in part is certainly due to the small groups of only nine terms per gender. The direction of gender differences is, however, overwhelmingly consistent.

The analysis of contextual embeddings based on the stereotype content model can deliver the most robust results when analyzing large vocabulary groups and broader concepts. Statistical analysis is viable with the larger collection of names, compared to the small groups of binary gendered terms or the even shorter list of terms for nonbinary gender. While both levels of stereotype dimensions provide interesting results, a significant gender bias is most evident in the warmth and competence dimensions. These benefit from the larger numbers of pole words in the dictionaries, increasing the robustness of the concept representations. Furthermore, associations may generally be clearer when relating to broader concepts.

Significant gender bias, however, may also occur on a more granular level. Other dimensions can be relevant depending on domains and tasks, such as progressive-traditional in the realm of politics, and the mode of projection can be chosen accordingly. A combined projection with other dimensions such as valence (unpleasantness vs pleasantness), as done by Omrani Sabbaghi et al. (2023), could provide even further insights.

As term context can have a considerable influence on the stereotype dimensions, examples for pole and projected terms should be chosen deliberately. Gender-neutral context is a good standard choice, but measurement might best be conducted with domain-specific data when a specific use case exists. While we use neutral templates as contexts

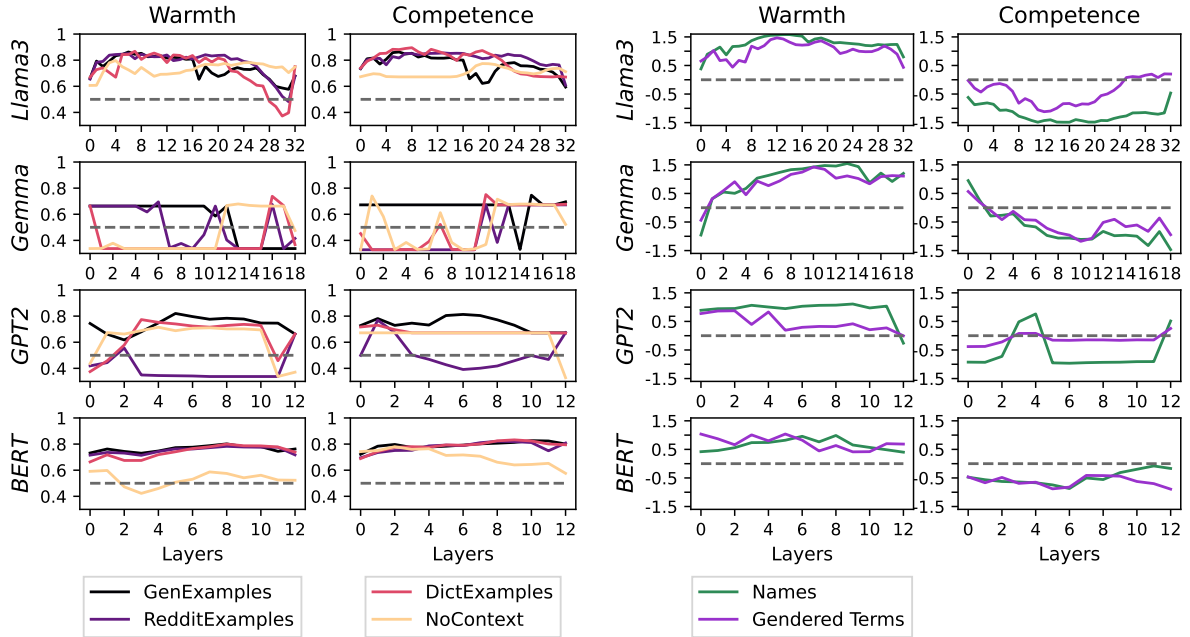


Figure 6: Accuracy for warmth and competence across layers for different context examples (left) and gender bias across layers (right) with generated gender-neutral examples. Higher values signify bias towards female associated names/terms, lower values signify bias towards male associated names/terms.

for the gendered terms and names, these could as well be sampled from a target domain or be generated to test specific scenarios. By introducing success in a historically male-dominated field to the term/name context, it could be tested if this leads to a penalty for females, as found in psychological studies (Heilman et al., 2004).

While embedding-based methods for bias measurement have been critiqued for their remoteness from downstream applications (Gallegos et al., 2024) and are certainly no substitute for task-specific investigations, they have multiple advantages. First, the methodology does not depend on natural language datasets that can be leaked into training data and are therefore applicable to older and newer models alike. Second, the same stereotype dimensions can easily be used for bias mitigation (Ungless et al., 2022; Omrani et al., 2023), alleviating representational harm and the risk that this influences downstream behavior. Finally, our paper shows they can be exploited for intuitive visualizations exposing gender bias.

6 Conclusion

Large pre-trained language models reflect the biases in their training data, which in turn reflect the biases of their creators. As the foundation

for AI applications, their biases are further propagated, warranting their study to uncover the risks and promote mitigation efforts.

In this work, we profile twelve LLMs by means of the stereotype content model of social psychology (Fiske et al., 2002), thereby theoretically grounding the analysis, which has in the past been described as the missing link for bias measurements (Blodgett et al., 2020). We employ a polar transformation on the contextual embeddings, finding significant bias for gender-associated names and gendered terms along the stereotype dimensions, widely aligned with human bias.

Bias profiles based on the stereotype content model employ an intuitive scoring along scales of opposing concepts (e.g. low vs. high warmth), as proven effective by semantic differentials in human surveys (Osgood et al., 1957). The result is a highly visual solution for communicating bias to wider audiences and users of artificial intelligence.

7 Limitations

The bias profiles presented in this paper concern gender, but there is a whole range of biases to be profiled in LLMs to assess and communicate representational harms. The scope of analysis was

also constrained to English contextual embedding spaces and needs to be extended to a multi-lingual setting in the future.

Furthermore, the focus of this paper was binary gender, with gender-associated names and gendered terms. While we projected a few terms for transgender and nonbinary gender to the stereotype dimensions, future analysis needs to extend the methodology for these smaller and diverse ‘vocabulary populations’. Increasing the number of context samples for terms could have the potential for greater robustness and additional statistical tests.

Finally, no general bias measurement benchmark or method, including the one presented in this paper, precludes the absolute necessity of task-specific bias measurements. However, they can be a piece of the puzzle by revealing learned general bias tendencies and providing a means to mitigate and communicate them effectively.

References

- Andrea E. Abele, Nicole Hauke, Kim Peters, Eva Louvet, Aleksandra Szymkow, and Yanping Duan. 2016. Facets of the fundamental content dimensions: Agency with competence and assertiveness—Communion with warmth and morality. *Frontiers in psychology*, 7:1810.
- AI@Meta. 2024. [Llama 3 model card](#).
- Jisun An, Haewoon Kwak, and Yong-Yeol Ahn. 2018. [SemAxis: A Lightweight Framework to Characterize Domain-Specific Word Semantics Beyond Sentiment](#). Technical report. ArXiv:1806.05521 [cs] type: article.
- Sid Black, Leo Gao, Phil Wang, Connor Leahy, and Stella Biderman. 2021. [GPT-Neo: Large Scale Autoregressive Language Modeling with Mesh-Tensorflow](#).
- Su Lin Blodgett, Solon Barocas, Hal Daumé III, and Hanna Wallach. 2020. [Language \(technology\) is power: A critical survey of “bias” in NLP](#). In *Proceedings of the 58th Annual Meeting of the Association for Computational Linguistics*, pages 5454–5476, Online. Association for Computational Linguistics.
- Aylin Caliskan, Joanna J. Bryson, and Arvind Narayanan. 2017. [Semantics derived automatically from language corpora contain human-like biases](#). *Science*, 356(6334):183–186.
- Jacob Devlin, Ming-Wei Chang, Kenton Lee, and Kristina Toutanova. 2019. [BERT: Pre-training of deep bidirectional transformers for language understanding](#). In *Proceedings of the 2019 Conference of the North American Chapter of the Association for Computational Linguistics: Human Language Technologies, Volume 1 (Long and Short Papers)*, pages 4171–4186, Minneapolis, Minnesota. Association for Computational Linguistics.
- Naomi Ellemers. 2017. *Morality and the regulation of social behavior: Groups as moral anchors*. Psychology Press.
- Jan Engler, Sandipan Sikdar, Marlene Lutz, and Markus Strohmaier. 2022. [SensePOLAR: Word sense aware interpretability for pre-trained contextual word embeddings](#). In *Findings of the Association for Computational Linguistics: EMNLP 2022*, pages 4607–4619, Abu Dhabi, United Arab Emirates. Association for Computational Linguistics.
- Susan T Fiske, Amy JC Cuddy, Peter Glick, and Jun Xu. 2002. A model of (often mixed) stereotype content: Competence and warmth respectively follow from perceived status and competition. *Journal of Personality and Social Psychology*, 82(6):878–902.
- Kathleen C. Fraser, Isar Nejadgholi, and Svetlana Kiritchenko. 2021. [Understanding and countering stereotypes: A computational approach to the stereotype content model](#). In *Proceedings of the 59th Annual Meeting of the Association for Computational Linguistics and the 11th International Joint Conference on Natural Language Processing (Volume 1: Long Papers)*, pages 600–616, Online. Association for Computational Linguistics.
- Isabel O Gallegos, Ryan A Rossi, Joe Barrow, Md Mehrab Tanjim, Sungchul Kim, Franck Dernoncourt, Tong Yu, Ruiyi Zhang, and Nesreen K Ahmed. 2024. Bias and fairness in large language models: A survey. *Computational Linguistics*, pages 1–79.
- Geoffrey P. Goodwin. 2015. [Moral Character in Person Perception](#). *Current Directions in Psychological Science*, 24(1):38–44.
- Anthony G. Greenwald, Debbie E. McGhee, and Jordan LK Schwartz. 1998. [Measuring individual differences in implicit cognition: the implicit association test](#). *Journal of personality and social psychology*, 74(6):1464.
- Dirk Groeneveld, Iz Beltagy, Pete Walsh, Akshita Bhagia, Rodney Kinney, Oyvind Tafjord, Ananya Harsh Jha, Hamish Ivison, Ian Magnusson, Yizhong Wang, Shane Arora, David Atkinson, Russell Authur, Khyathi Chandu, Arman Cohan, Jennifer Dumas, Yanai Elazar, Yuling Gu, Jack Hessel, Tushar Khot, William Merrill, Jacob Morrison, Niklas Muenighoff, Aakanksha Naik, Crystal Nam, Matthew E. Peters, Valentina Pyatkin, Abhilasha Ravichander, Dustin Schwenk, Saurabh Shah, Will Smith, Emma Strubell, Nishant Subramani, Mitchell Wortsman, Pradeep Dasigi, Nathan Lambert, Kyle Richardson, Luke Zettlemoyer, Jesse Dodge, Kyle Lo, Luca Soldaini, Noah A. Smith, and Hannaneh Hajishirzi.

2024. Olmo: Accelerating the science of language models. *Preprint*.
- Wei Guo and Aylin Caliskan. 2021. Detecting emergent intersectional biases: Contextualized word embeddings contain a distribution of human-like biases. In *Proceedings of the 2021 AAAI/ACM Conference on AI, Ethics, and Society*, pages 122–133.
- Madeline E. Heilman, Aaron S. Wallen, Daniella Fuchs, and Melinda M. Tamkins. 2004. Penalties for success: reactions to women who succeed at male gender-typed tasks. *Journal of applied psychology*, 89(3):416.
- Sullam Jeoung, Yubin Ge, and Jana Diesner. 2023. StereoMap: Quantifying the awareness of human-like stereotypes in large language models. In *Proceedings of the 2023 Conference on Empirical Methods in Natural Language Processing*, pages 12236–12256, Singapore. Association for Computational Linguistics.
- Alex Koch, Roland Imhoff, Ron Dotsch, Christian Unkelbach, and Hans Alves. 2016. The ABC of stereotypes about groups: Agency/socioeconomic success, conservative–progressive beliefs, and communion. *Journal of personality and social psychology*, 110(5):675.
- Haewoon Kwak, Jisun An, Elise Jing, and Yong-Yeol Ahn. 2021. FrameAxis: characterizing microframe bias and intensity with word embedding. *PeerJ Computer Science*, 7:e644.
- Zhenzhong Lan, Mingda Chen, Sebastian Goodman, Kevin Gimpel, Piyush Sharma, and Radu Soricut. 2019. Albert: A lite bert for self-supervised learning of language representations. *arXiv preprint arXiv:1909.11942*.
- Teven Le Scao, Angela Fan, Christopher Akiki, Elie Pavlick, Suzana Ilić, Daniel Hesslow, Roman Castagné, Alexandra Sasha Luccioni, François Yvon, Matthias Gallé, et al. 2022. Bloom: A 176b-parameter open-access multilingual language model. *arXiv preprint arXiv:2211.05100*.
- Binny Mathew, Sandipan Sikdar, Florian Lemmerich, and Markus Strohmaier. 2020. The polar framework: Polar opposites enable interpretability of pre-trained word embeddings. In *Proceedings of The Web Conference 2020*, pages 1548–1558.
- Chandler May, Alex Wang, Shikha Bordia, Samuel R. Bowman, and Rachel Rudinger. 2019. On measuring social biases in sentence encoders. In *Proceedings of the 2019 Conference of the North American Chapter of the Association for Computational Linguistics: Human Language Technologies, Volume 1 (Long and Short Papers)*, pages 622–628, Minneapolis, Minnesota. Association for Computational Linguistics.
- George A. Miller, Richard Beckwith, Christiane Fellbaum, Derek Gross, and Katherine J. Miller. 1990. Introduction to WordNet: An on-line lexical database. *International journal of lexicography*, 3(4):235–244.
- Gandalf Nicolas, Xuechunzi Bai, and Susan T. Fiske. 2021. Comprehensive stereotype content dictionaries using a semi-automated method. *European Journal of Social Psychology*, 51(1):178–196.
- Ali Omrani, Alireza Salkhordeh Ziabari, Charles Yu, Preni Golazizian, Brendan Kennedy, Mohammad Atari, Heng Ji, and Morteza Dehghani. 2023. Social-group-agnostic bias mitigation via the stereotype content model. In *Proceedings of the 61st Annual Meeting of the Association for Computational Linguistics (Volume 1: Long Papers)*, pages 4123–4139, Toronto, Canada. Association for Computational Linguistics.
- Shiva Omrani Sabbaghi, Robert Wolfe, and Aylin Caliskan. 2023. Evaluating biased attitude associations of language models in an intersectional context. In *Proceedings of the 2023 AAAI/ACM Conference on AI, Ethics, and Society*, pages 542–553.
- Charles Egerton Osgood, George J. Suci, and Percy H. Tannenbaum. 1957. *The measurement of meaning*. 47. University of Illinois press.
- Alec Radford, Jeffrey Wu, Rewon Child, David Luan, Dario Amodei, Ilya Sutskever, et al. 2019. Language models are unsupervised multitask learners. *OpenAI blog*, 1(8):9.
- Yi Chern Tan and L. Elisa Celis. 2019. Assessing social and intersectional biases in contextualized word representations. *Advances in neural information processing systems*, 32.
- TeamGemma, Thomas Mesnard, Cassidy Hardin, Robert Dadashi, Surya Bhupatiraju, Shreya Pathak, Laurent Sifre, Morgane Rivière, Mihir Sanjay Kale, Juliette Love, et al. 2024. Gemma: Open models based on gemini research and technology. *arXiv preprint arXiv:2403.08295*.
- Eddie Ungless, Amy Rafferty, Hrichika Nag, and Björn Ross. 2022. A robust bias mitigation procedure based on the stereotype content model. In *Proceedings of the Fifth Workshop on Natural Language Processing and Computational Social Science (NLP+CSS)*, pages 207–217, Abu Dhabi, UAE. Association for Computational Linguistics.
- Lütfi Kerem Şenel, Furkan Şahinuç, Veysel Yücesoy, Hinrich Schütze, Tolga Çukur, and Aykut Koç. 2022. Learning interpretable word embeddings via bidirectional alignment of dimensions with semantic concepts. *Information Processing & Management*, 59(3):102925.