

# Comparison of left-right asymmetry calculations in the Bhabha process at an upgraded SuperKEKB

C. Miller<sup>✉</sup>, J.M. Roney<sup>✉</sup>  
*University of Victoria, Canada*

Consideration is being given to upgrade the SuperKEKB electron-positron collider with the introduction of electron beam polarization as a means of accessing a unique precision electroweak physics program. The upgrade would enable Belle II to make a number of precise measurements, one of which is the left-right asymmetry present in the  $e^+e^- \rightarrow e^+e^-$  Bhabha scattering process. The expected level of precision in such a measurement will require the theoretical values of the asymmetry to be calculated at least to the next-to-leading order (NLO) level, and the implementation of simulation event generators with a similar level of precision. In this paper we compare the calculations of the ReneSANCe generator to those of an independent NLO calculation as well as make projections for the uncertainties expected in SuperKEKB/Belle II upgraded with polarized electron beams.

## I. INTRODUCTION

A polarization upgrade to the SuperKEKB electron-positron collider, operating at 10.58 GeV center-of-mass energy, has been proposed. The upgrade, referred to as ‘Chiral Belle’, would introduce electron beam polarization to the collider [1] without compromising the luminosity of SuperKEKB. This upgrade opens a new and unique precision program that enables Belle II to determine the weak mixing angle,  $\theta_W$ , at 10.58 GeV by measuring the left-right cross-section asymmetry,  $A_{LR}$ , separately for electrons, muons, taus, b-quarks and c-quarks. Included in its broader program, Chiral Belle will also measure the  $\tau$ -lepton anomalous magnetic moment at a level of precision two-orders of magnitude higher than has been achieved to date. The Chiral Belle measurement of  $A_{LR}$  for the  $e^+e^- \rightarrow e^+e^- (\gamma)$  process (Bhabha scattering) will complement the proposed measurement of  $\sin^2 \theta_W$  by the Moller experiment [2], which is projected to determine  $\sin^2 \theta_W$  from electron-electron scattering at the 100 MeV energy scale with an uncertainty of  $\pm 0.00028$  [3]. Chiral Belle and MOLLER will probe the running of  $\sin^2 \theta_W$  via  $Z^0$ -electron couplings at two different energies well below the  $Z^0$ -pole and will thereby be sensitive to dark sector or other physics beyond the SM that modifies the running of  $\sin^2 \theta_W$  [4]. The running will also be probed from electron-hadron scattering asymmetries with less precision at the Electron-Ion Collider(EIC) [5]. By measuring ratios of  $A_{LR}$  for the different species of fermion, the Chiral Belle program will also provide world-leading measurements of the universality of the  $Z^0$ -fermion couplings. This paper focuses on predictions of  $A_{LR}$  from Bhabha scattering at 10.58 GeV and projections of the uncertainties on  $\sin^2 \theta_W$  associated with  $Z^0$ -electron couplings that can be obtained with Chiral Belle.

In order to prepare for and perform these measurements, the Belle II collaboration will require Monte Carlo (MC) event generators which, at a minimum, fully account for the next-to-leading order (NLO) effects. The ReneSANCe MC generator [6] is one such NLO generator, which also accounts for the initial state polarization

states in the  $e^+e^- \rightarrow e^+e^- (\gamma)$  process and some next-to-next-to leading order (NNLO) effects. In presenting a comparison of the ReneSANCe calculations with an independent NLO calculation and making projections for the expected sensitivity to  $A_{LR}$  and  $\sin^2 \theta_W$  that is expected to be enabled by Chiral Belle, full NNLO calculations of this process is motivated.

**The Left-Right Electroweak Asymmetry:** Due to the presence of the weak force, the  $e^+e^- \rightarrow f\bar{f}$  process has an asymmetry in the cross-sections for left-handed and right-handed beam polarizations. This left-right asymmetry ( $A_{LR}$ ) is defined as [7, 8]:

$$A_{LR} = \frac{\sigma_L - \sigma_R}{\sigma_L + \sigma_R} \quad (1)$$

Where  $\sigma_L(\sigma_R)$  is the left(right) handed cross-section. The Standard Model (SM) provides predictions of  $A_{LR}$ , for example at Born level in the  $s$ -channel for the  $e^+e^- \rightarrow f\bar{f}$  process:

$$A_{LR}^{\text{meas}} = A_{LR}\langle P \rangle \propto \frac{sG_F}{\alpha} g_A^e g_V^f \langle P \rangle, \quad (2)$$

where  $s$  is square of the center-of-mass energy,  $G_F$  is the Fermi constant,  $\alpha$  is the fine structure constant,  $g_A^e$  is the neutral current axial coupling of the initial state electron,  $g_V^f$  is the neutral current vector coupling of the final state fermion ( $f$ ):

$$g_V^f = t_3 - 2Q_f \sin^2 \theta_W \quad (3)$$

$$g_A^e = t_3 \quad (4)$$

where  $t_3$  is the weak isospin ( $\pm 1/2$ ) and  $Q_f$  is the charge of the fermion. The  $\langle P \rangle$  term in Eqn. 2 is the average longitudinal polarization of the mediator in the  $e^+e^-$  collision, defined as:

$$\langle P \rangle = \frac{R^+L^- - L^+R^-}{R^+L^- + L^+R^-}, \quad (5)$$

where  $L^\pm$  ( $R^\pm$ ) is the fraction of positrons (+) or electrons (-) in their respective beams that have left-handed

(right-handed) spin, so that ( $L^\pm + R^\pm \equiv 1$ ). Switching the beam polarization between left and right polarization states during data taking provides the left and right polarized data sets from which to extract  $A_{LR}$ . Chiral Belle is proposed to have a 70% polarized electron beam measured to at least a 0.5% level of precision [1]. The BABAR collaboration has demonstrated a technique to measure the average beam polarization to a level of precision better than  $\pm 0.004$  (0.0024 statistical error from  $424 \text{ fb}^{-1}$  of data and 0.0029 systematic uncertainty) [9]. Compton polarimetry is expected to yield an independent, real-time, measurement at the sub-1% level every five minutes [10].

At a 10.58 GeV center-of-mass energy, both the s-channel and t-channel Bhabha processes, depicted in Figure 1, contribute significantly to the value of  $A_{LR}$ . The

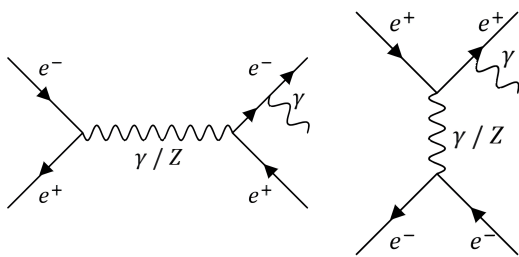


FIG. 1. Sample  $e^+e^- \rightarrow e^+e^-\gamma$  Feynman diagrams of the s-channel (left) and t-channel (right) processes. Note that the photon can be emitted from any electron or positron.

Belle II centre-of-mass energy of 10.577 GeV is well below the Z-pole which leads to  $\gamma$ -Z electroweak interference terms dominating the asymmetry. At Born level this leads to an  $A_{LR}$  form as seen in Equation 6 [8].

$$A_{LR}^0 = \frac{4v_e^Z a_e^Z s s_\theta^2}{m_Z^2} \times \frac{c_\theta(21 + c_\theta^2) + 12l_\theta}{c_\theta(c_\theta^4 + 26c_\theta^2 - 75) - 24s_\theta^2 l_\theta}, \quad (6)$$

where  $s_\theta$  is  $\sin \theta$ ,  $c_\theta$  is  $\cos \theta$ , and  $l_\theta$  is  $\ln \frac{1-c_\theta}{1+c_\theta}$ , where  $\theta$  is the angle between the initial state electron momentum vector and the final state electron momentum vector. The  $v_e^Z$  and  $a_e^Z$  terms are defined as:

$$v_e^Z \equiv \frac{g_V^e}{2 \sin \theta_W \cos \theta_W} \quad (7)$$

$$a_e^Z \equiv \frac{g_A^e}{2 \sin \theta_W \cos \theta_W}. \quad (8)$$

Ref. [8] presents both  $A_{LR}$  and  $A_{LR\Sigma}$  at 10.58 GeV as Figures 2 and 3, where  $A_{LR\Sigma}$  is  $A_{LR}$  integrated over an angular acceptance:

$$A_{LR\Sigma} = \frac{\Sigma_L - \Sigma_R}{\Sigma_L + \Sigma_R} \quad (9)$$

and

$$\Sigma_{L(R)} = \int_{-\cos a}^{\cos a} \frac{d\sigma_{L(R)}}{d\cos \theta} \cdot d\cos \theta. \quad (10)$$

In Ref. [8]  $A_{LR}$  and  $A_{LR\Sigma}$  are calculated for values of  $\theta$ , for the electron, ranging from  $5^\circ$  to  $85^\circ$  while constraining the positron to  $|\cos \theta_{e^+}| \leq \cos 20^\circ$ .

## II. ReneSANCe MC GENERATOR

The ReneSANCe generator was developed to provide simulated events for electron-positron collisions extending to the TeV energy regime at full NLO and dominant NNLO levels of calculation [6]. By default the generator accounts for the polarization of the initial state particles and allows them to be set symmetrically to a polarization ranging from 0 to 1. As Chiral Belle will feature a single polarized beam, the ReneSANCe authors added asymmetric beam polarization states as a feature to enable this study.

In order to calculate  $A_{LR\Sigma}$ , ReneSANCe can calculate the difference and sum of the left and right-handed cross-sections directly (the numerator and denominator terms seen in Eqn. 1). Using this method the  $A_{LR\Sigma}$  can be calculated for various angular acceptances.

**Generator Settings:** In order to compare the ReneSANCe calculations to those of Ref. [8], the following ReneSANCe default SM parameters were changed to correspond to those in Ref. [8]: the width of the W boson and the top quark are set to 0,  $m_H = 125 \text{ GeV}$ ,  $m_Z = 91.1876 \text{ GeV}$ ,  $m_W = 80.4628 \text{ GeV}$ ,  $m_u = 69.83 \text{ MeV}$ ,  $m_d = 69.84 \text{ MeV}$ ,  $m_c = 1.2 \text{ GeV}$ ,  $m_s = 0.15 \text{ GeV}$ ,  $m_t = 174 \text{ GeV}$ , and  $m_b = 4.6 \text{ GeV}$ . The center-of-mass energy is set to 10.577 GeV and the soft photon cutoff,  $\omega$ , is set to 0.002.

## III. $A_{LR}$ COMPARISONS

In order to make the comparisons between the ReneSANCe generator output and the calculations from Ref. [8], the points plotted in Figure 2 ( $A_{LR}$  vs  $\theta$ ) and Figure 3 ( $A_{LR\Sigma}$  vs  $a$ , where  $a$  is defined in Eqn. 10) of Ref. [8] were extracted graphically, resulting in a uncertainty of  $3 \times 10^{-7}$  in  $A_{LR}$  and  $A_{LR\Sigma}$  arising from the width of the points and lines implemented in those figures of Ref. [8]. The following paragraphs describe the process for extracting values of both the  $A_{LR}$  and  $A_{LR\Sigma}$  from the ReneSANCe studies.

In ReneSANCe,  $A_{LR}$  is calculated by finding  $A_{LR\Sigma}$  in bins of width 0.05 in  $\cos \theta$  between  $-1 < \cos \theta < 1$ . The central value of the bin is taken as  $\theta$  and the  $A_{LR\Sigma}$  value found is interpreted as the average value of  $A_{LR}$  in the bin. The results are shown in Figure 2.

For  $A_{LR\Sigma}$  the symmetric angular acceptance as defined by equations Eqns. 9 and 10 is varied from  $a = 5^\circ$  to  $a = 85^\circ$  in steps of  $10^\circ$ . The two calculations are overlaid in Fig. 3. An average difference of  $3.3 \times 10^{-6}$  or 2.3% is evident. As this difference exceeds uncertainties associated with extracting the points from the plots in [8] and MC statistics from running ReneSANCe, we

attribute this to the effects of the dominant NNLO contributions contained in ReneSANCe [6] that are not included in Ref. [8].

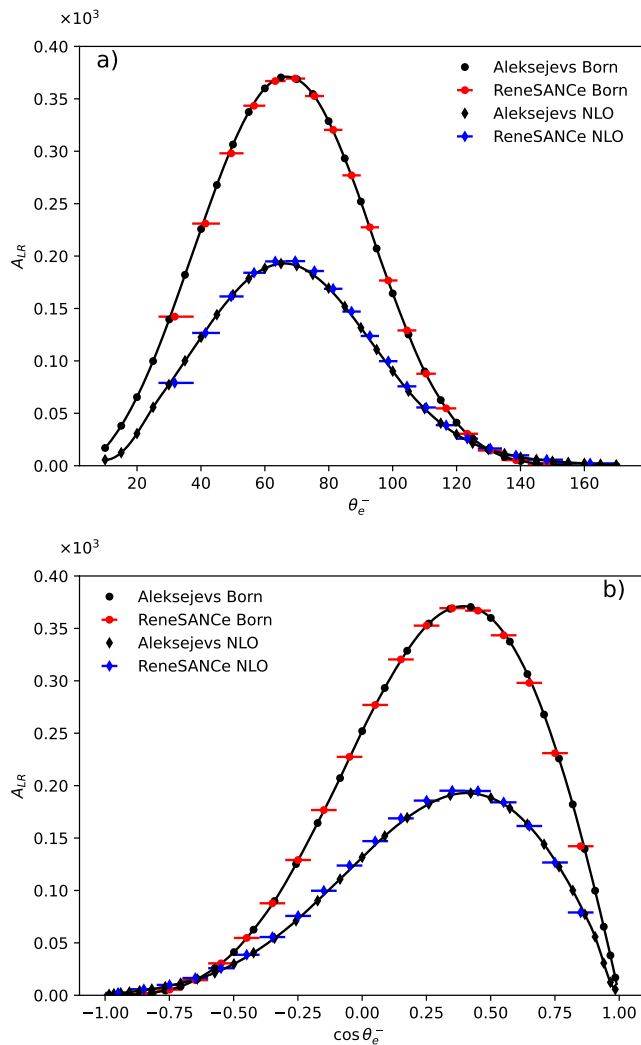


FIG. 2. Comparison of the calculations of  $A_{LR}$  in Bhabhas from Ref. [8] and ReneSANCe. A cubic spline is employed to illustrate the trend. The horizontal error bars represent the bin width of  $\cos \theta = 0.05$ . The exponential nature of the Bhabha cross-section results in the central value being biased towards the edge with higher statistics. Sub-figure a) shows the distribution as a function of the final-state electron angle as presented in Fig. 2 of Ref. [8], while sub-figure b) shows the same data distributed in  $\cos \theta$ .

#### IV. EXPERIMENTAL EXPECTATIONS

To estimate the sensitivity Chiral Belle will have to  $A_{LR\Sigma}$  measurements the following assumptions are made. Belle II reports a Bhabha cross-section of 17.4 nb with a detection efficiency for Bhabha events of 0.3593 for an angular acceptance of  $|\cos \theta| < 0.819$  [11]. Assum-

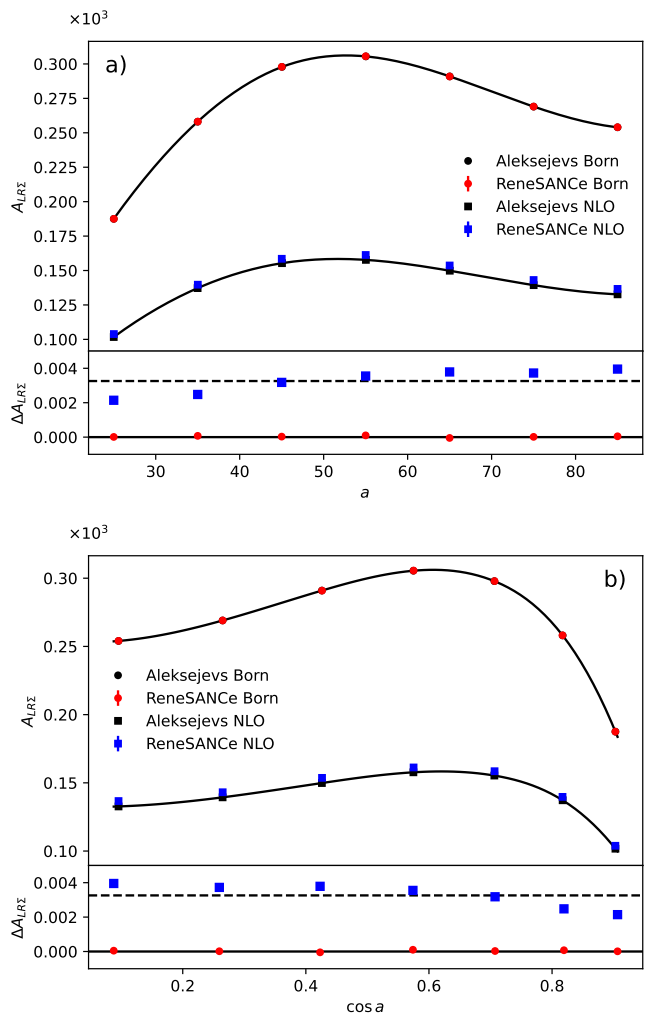


FIG. 3. Comparison of the calculations of  $A_{LR\Sigma}$  in Bhabhas from Ref. [8] and ReneSANCe for an angular acceptance integrated between  $a$  and  $180^\circ - a$ . A cubic spline is employed to illustrate the trend. The lower half of each plot shows the absolute difference between the Ref. [8] and ReneSANCe calculations, with a  $\Delta A_{LR\Sigma} = 3.3 \times 10^{-6}$  horizontal line shown as the mean difference. Sub-figure a) shows the distribution as a function of the final-state electron angle as presented in Fig. 2 of Ref. [8], while sub-figure b) shows the same data distributed in  $\cos \theta$ .

ing Chiral Belle achieves its goal of a 70% polarized  $e^-$  beam, and taking  $A_{LR\Sigma} = 0.00014$  from ReneSANCe for the angular acceptance of  $|\cos \theta| < 0.819$ , a measured  $A_{LR\Sigma}$  of  $A_{LR\Sigma}^{\text{meas}} = \langle P_e \rangle A_{LR\Sigma} = 0.000098$  is predicted, with a statistical uncertainty of 2.0% for  $40 \text{ ab}^{-1}$  of data. The expected dominant systematic uncertainty arises from how well the polarization is known, which *BABAR* has demonstrated can be measured at a  $\pm 0.0029$  level of systematic precision [9], which represents a relative uncertainty of 0.4% for  $\langle P \rangle = 0.70$ . Assuming the Chiral Belle datasets are substantially larger than the *BABAR* dataset, this  $\pm 0.4\%$  precision can be assumed to be the limiting systematic precision on  $A_{LR\Sigma}$ . This

means the 2.0% statistical uncertainty dominates the total uncertainty, and the difference between between ReneSANCe and Ref. [8](2.3%) would be equal to the total expected uncertainty on  $A_{LR\Sigma}$  when the measurement is made with  $\sim 30 \text{ ab}^{-1}$  of polarized data.

### A. Weak mixing angle

In order to determine Chiral Belle’s sensitivity to  $\sin^2 \theta_W$ , the value of the mass of the W-boson ( $m_W$ ) is varied in the generator, as recommended by the ReneSANCe authors [12]. This correspondingly changes the value of  $\sin^2 \theta_W$ , which can be expressed at the Born level as  $\sin^2 \theta_W = 1 - \frac{m_W^2}{m_Z^2}$ . As a baseline, the generator setup is changed to use the PDG value of  $m_W$ , 80.377 GeV [13], and from the world average uncertainty of 12 MeV,  $\pm 1, 3, 5\sigma$  changes in the mass are applied to study the effect on  $A_{LR}$  and  $A_{LR\Sigma}$ . The effects are shown for  $A_{LR}$  in Figure 4 and for  $A_{LR\Sigma}$  in Figure 5

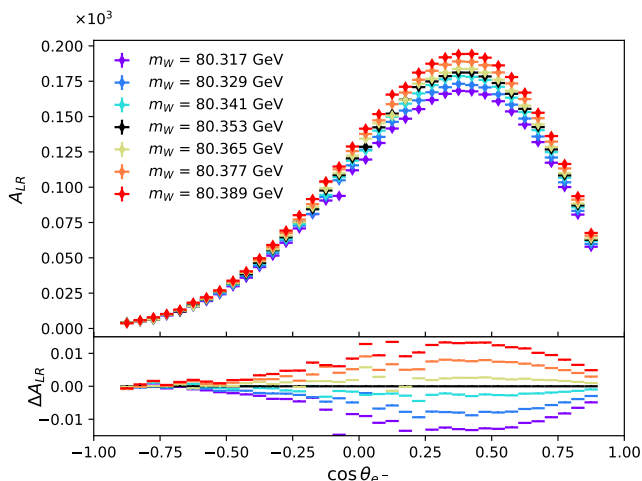


FIG. 4.  $A_{LR}$  in Bhabhas for bins of  $\cos \theta = 0.05$  across the angular acceptance in NLO.  $m_W$  is input as  $1\sigma$ ,  $3\sigma$ , and  $5\sigma$  deviations from the world average of  $80.377 \pm 0.012$  GeV.

The expected sensitivity to  $\sin^2 \theta_W$  obtained by measuring  $A_{LR}$  in each  $\cos \theta$  bin is calculated from the change in the average  $A_{LR}$  in each bin,  $\Delta A_{LR}$ , associated with a change in  $\sin^2 \theta_W$ ,  $\Delta \sin^2 \theta_W$ , in that bin as determined by varying the value of  $m_W$ . The overall selection efficiency of 0.3593 is assumed to apply to each bin. For each  $\cos \theta$  bin the projected uncertainty is  $\sigma_{\sin^2 \theta_W} = \sigma_{A_{LR}} \Delta \sin^2 \theta_W \Delta A_{LR}$ . The value of  $\sigma_{A_{LR}}$  in each bin is determined using the value of the cross-section in that  $\cos \theta$  bin as calculated by ReneSANCe. The overall  $\sin^2 \theta_W$  uncertainty is determined from the weighted mean of the values in all bins under the assumption of independent measurements. For  $40 \text{ ab}^{-1}$ , a 70% polarization, and detector acceptance of  $|\cos \theta| < 0.90$ , the projected precision from the Bhabha  $A_{LR}$  measurement is  $\sigma_{\sin^2 \theta_W} = \pm 0.00028$ . This can be extrapolated

to  $|\cos \theta| < 0.819$  which increases the uncertainty to  $\sigma_{\sin^2 \theta_W} = \pm 0.00032$ .

This Chiral Belle uncertainty using only Bhabha events, and consequently only sensitive to the  $Z^0$ -electron coupling, is similar to the  $\pm 0.00026$  precision of  $\sin^2 \theta_W$  determined at the  $Z^0$  pole by the SLD collaboration from  $A_{LR}$  measurements [14] for the combined lepton states, which are dominated by the measurements sensitive to the  $Z^0$ -electron couplings. Combining this SLD result with the forward-backward Z-pole asymmetry measurements from LEP involving only electrons, the  $Z^0$ -electron effective vector coupling constant was determined to be  $g_{V_e} = -0.03816 \pm 0.00047$  (see Table 7.7 in [14]), corresponding to a combined SLD-LEP uncertainty of  $\pm 0.00024$  on  $\sin^2 \theta_W$  at the  $Z^0$  pole involving only the  $Z^0$ -electron coupling. We note that CMS recently reported preliminary results on the forward-backward asymmetry in  $e^+e^-$  events near the  $Z^0$  pole that yield a precision of  $\pm 0.00041$  on  $\sin^2 \theta_W$  [15]). The projected Chiral Belle sensitivity with  $40 \text{ ab}^{-1}$  is also comparable to the  $\sin^2 \theta_W$  projected uncertainty of the MOLLER experiment ( $\pm 0.00028$ ) at the lower 100 MeV energy scale.

Note that Chiral Belle will also measure  $\sin^2 \theta_W$  using muons [16] and tau leptons as well as with b-quarks and c-quarks. Combined with the electron measurements discussed here, these different measurements will yield precision neutral-current universality tests, as well as an uncertainty on  $\sin^2 \theta_W$  assuming universality, of  $\pm 0.0019$ .

## V. CONCLUSIONS

The  $A_{LR\Sigma}$  studies on the Bhabha process show a 2.3% difference between the theory work from Ref. [8] and the ReneSANCe generator [6]. This difference is understood to arise from leading NNLO contributions included in

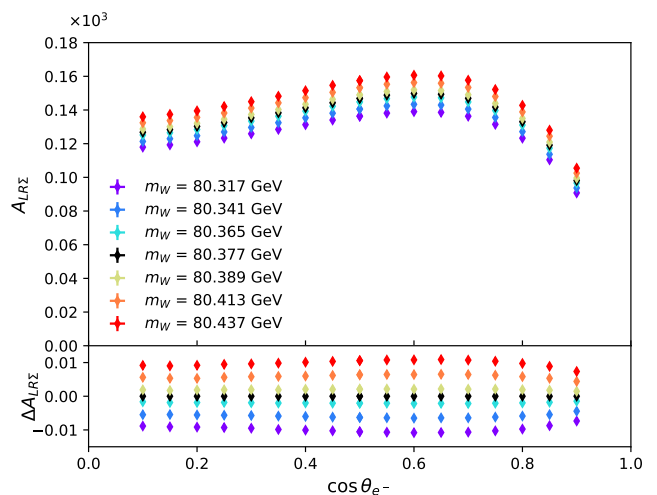


FIG. 5.  $A_{LR\Sigma}$  in Bhabhas for an angular acceptance of  $\theta < a < 180^\circ - \theta$ .  $m_W$  is input as  $1\sigma$ ,  $3\sigma$ , and  $5\sigma$  deviations from the world average of  $80.377 \pm 0.012$  GeV.

ReneSANCe that were not taken into account in [8]. Projections for the Chiral Belle experiment suggest an  $A_{LR\Sigma}$  measurement with a comparable 2.4% relative uncertainty is achievable with  $30 \text{ ab}^{-1}$  of data.

A study of the sensitivity to  $\sin^2 \theta_W$  indicates that Chiral Belle will make a measurement only involving the  $Z^0$ -electron couplings with precision similar to the most precise previous experiments. As these past measurements were performed at the  $Z^0$  pole, the measurements enabled by Chiral Belle provide a unique probe of the running of electron neutral current vector coupling. The projected level of precision argues for full NNLO calcu-

lations of this process at 10.58 GeV in order to interpret future Chiral Belle measurements in the context of the SM.

## VI. ACKNOWLEDGMENTS

The authors would like to thank Aleksandrs Aleksejevs and Svetlana Barkanova for their insights and helpful comments. The authors would further like to thank Renat Sadykov and Vitaly Yermolchyk for their efforts to extend the capabilities of the ReneSANCe generator to enable this study.

- 
- [1] A. Accardi, , *et al.* (US Belle II Group, Belle II/SuperKEKB e- Polarization Upgrade Working Group), in *2022 Snowmass Summer Study* (2022) [arXiv:2205.12847 \[physics.acc-ph\]](#).
  - [2] J. Benesch *et al.* (MOLLER), (2014), [arXiv:1411.4088 \[nucl-ex\]](#).
  - [3] Z. S. Demiroglu (MOLLER), *PoS SPIN2023*, 141 (2024).
  - [4] H. Davoudiasl, H.-S. Lee, and W. J. Marciano, Low  $Q^2$  weak mixing angle measurements and rare higgs decays, *Phys. Rev. D* **92**, 055005 (2015).
  - [5] A. Accardi *et al.*, *Eur. Phys. J. A* **52**, 268 (2016), [arXiv:1212.1701 \[nucl-ex\]](#).
  - [6] R. Sadykov and V. Yermolchyk, *Computer Physics Communications* **256**, 107445 (2020).
  - [7] SuperB Collaboration, SuperB Technical Design Report, (2013), [arxiv:1306.5655](#).
  - [8] A. G. Aleksejevs, S. G. Barkanova, Y. M. Bystritskiy, and V. A. Zykunov, *Physics of Atomic Nuclei* **83**, 463 (2020).
  - [9] J. P. Lees *et al.* (BABAR Collaboration), *Phys. Rev. D* **108**, 092001 (2023).
  - [10] D. Charlet, T. Ishibashi, A. Martens, M. Masuzawa, F. Mawas, Y. Peinaud, D. Zhou, and F. Zomer, *JINST* **18** (10), P10014.
  - [11] F. Abudinén *et al.* (Belle II), *Chinese Physics C* **44**, 021001 (2020).
  - [12] R. Sadykov and V. Yermolchyk, Private communication.
  - [13] M. Tanabashi, K. Hagiwara, K. Hikasa, K. Nakamura, Y. Sumino, F. Takahashi, J. Tanaka, *et al.* (Particle Data Group), *Phys. Rev. D* **98**, 10.1103/PhysRevD.98.030001 (2018).
  - [14] S. Schael *et al.* (ALEPH, DELPHI, L3, OPAL, SLD, LEP Electroweak Working Group, SLD Electroweak Group, SLD Heavy Flavour Group), *Phys. Rept.* **427**, 257 (2006), [arXiv:hep-ex/0509008](#).
  - [15] A. Khukhunaishvili (CMS), in *58th Rencontres de Moriond on Electroweak Interactions and Unified Theories* (2024) [arXiv:2405.11484 \[hep-ex\]](#).
  - [16] A. Aleksejevs, S. Barkanova, C. Miller, J. M. Roney, and V. Zykunov, *Phys. Rev. D* **101**, 053003 (2020).