

# Neuro-Symbolic Evaluation of Text-to-Video Models using Formal Verification

S. P. Sharan\*    Minkyu Choi\*†    Sahil Shah  
Harsh Goel    Mohammad Omama    Sandeep Chinchali

The University of Texas at Austin, United States

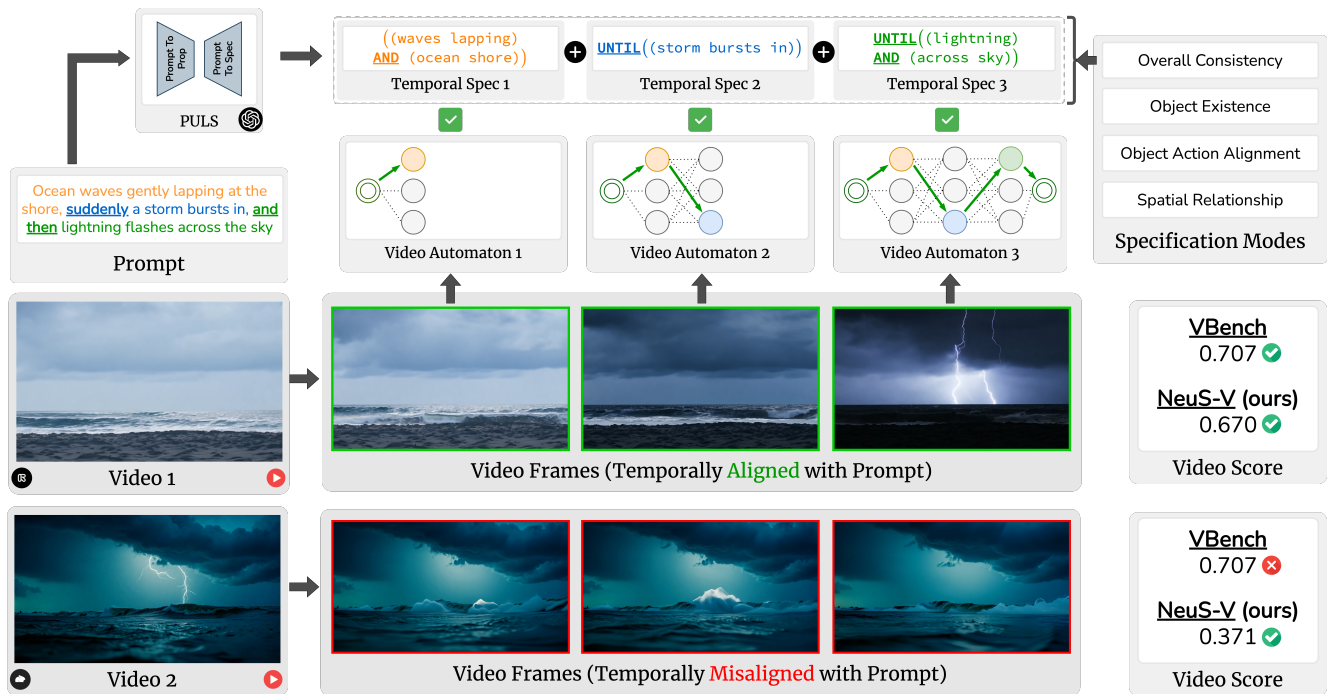


Figure 1. **Current generative video evaluation methods struggle with temporal fidelity.** *NeuS-V* converts prompts into Temporal Logic specifications and formally verifies them against a video automaton. The upper video aligns with the prompt’s temporal sequencing, while the lower video, despite being visually appealing, fails to do so. Unlike VBench, *NeuS-V* effectively differentiates between them.

## Abstract

Recent advancements in text-to-video models such as Sora, Gen-3, MovieGen, and CogVideoX are pushing the boundaries of synthetic video generation, with adoption seen in fields like robotics, autonomous driving, and entertainment. As these models become prevalent, various metrics and benchmarks have emerged to evaluate the quality of the generated videos. However, these metrics emphasize visual quality and smoothness, neglecting temporal fidelity and text-to-video alignment, which are crucial for safety-critical

\*Equal contribution (Order determined by coin toss). †Corresponding author: minkyu.choi@utexas.edu

applications. To address this gap, we introduce *NeuS-V*, a novel synthetic video evaluation metric that rigorously assesses text-to-video alignment using neuro-symbolic formal verification techniques. Our approach first converts the prompt into a formally defined Temporal Logic (TL) specification and translates the generated video into an automaton representation. Then, it evaluates the text-to-video alignment by formally checking the video automaton against the TL specification. Furthermore, we present a dataset of temporally extended prompts to evaluate state-of-the-art video generation models against our benchmark. We find that *NeuS-V* demonstrates a higher correlation by over  $5\times$  with human evaluations when compared to existing metrics. Our evaluation further reveals that current video genera-

tion models perform poorly on these temporally complex prompts, highlighting the need for future work in improving text-to-video generation capabilities.

## 1. Introduction

Imagine that we need to stress test or retrain a motion planning system for autonomous driving (AD) by simulating a scenario where “a truck appears in frame 10 and veers in front of me onto my lane within 2 seconds”. With recent developments in text-to-video (T2V) generative models, generating synthetic videos for such scenarios offers great potential for improving such engineering systems. However, for these synthetic videos to be effective, they must align with the desired prompt across three key dimensions: ❶ *semantics*, ❷ *spatial relationships*, and ❸ *temporal coherence*. For example, if the synthetic video either inaccurately generates the truck’s movement in front of the autonomous vehicle or fails to follow the correct lane-change timing, it could mislead the motion planning system during retraining, resulting in incorrect decisions in critical situations.

Various evaluation metrics have emerged to identify well-aligned synthetic videos to the prompt from recently developed T2V models [4, 14, 20, 55]. While many video evaluation tools [23, 37, 39] focus on visual quality, some approaches use vision-language models [48, 49] or video captioning models [9] to evaluate the semantic alignment between the generated video and the original prompt. More notably, VBench [23] evaluates videos across multiple dimensions and categories and is recently being used in leaderboards\* to evaluate T2V models. However, naive evaluation of a video generated by one neural network using another is neither *rigorous* nor *interpretable*. Moreover, current evaluation metrics still miss critical spatio-temporal aspects that are intrinsic to video data (See Fig. 1).

Our key insight is to leverage the recent advancements in video understanding systems that utilize structured symbolic verification methods with neural networks [10]. We introduce **Neuro-Symbolic Verification (NeuS-V)**, a novel T2V model evaluation method that integrates neural network outputs with structured *symbolic verification* through *temporal logic (TL) specifications*. First, we leverage Vision-Language Models (VLMs) to interpret a video’s spatial and semantic content. Second, we capture temporal relationships across these identified semantics by processing frames sequentially. Finally, we construct an automaton representation of the synthetic video which establishes a structured temporal sequence of the video events. This structure ensures that the specified TL requirements are met, resulting in a *rigorous* and *interpretable* video evaluation.

Furthermore, we introduce a dataset of temporally ex-

tended prompts for benchmarking T2V models’ abilities to faithfully exhibit temporal fidelity and accurately reflect event sequences. We plan to open-source *NeuS-V*, our prompt suite, and human evaluation results along with a public leaderboard of state-of-the-art (SOTA) T2V models.

## 2. Related Work

**Evaluation of Text-to-Video Models.** The recent surge of T2V models has created a demand for specialized metrics to evaluate the quality and coherence of generated videos. Some preliminary works in this field utilize metrics such as FID, FVD, and CLIPSIM [6, 21, 25, 36, 47, 53], but these approaches struggle with prompts that require complex reasoning and logic. Recent works [31, 32, 38, 56] rely on Large Language Models (LLMs) to break down prompts into Visual Question Answering (VQA) pairs, which are then scored by a VLM. Few approaches also utilize vision transformers and temporal networks [11, 16, 22, 27]. Some works, including EvalCrafter [37], FETV [39], T2V-Bench [16], and others [18, 26], incorporate an ensemble of various visual quality metrics. Of these, VBench [23] is rising to be the de-facto benchmark in the field, evaluating across numerous dimensions and categories. However, all current evaluation methods emphasize *visual quality*, disregarding *temporal ordering* of videos. Although some *claim* to perform temporal evaluation, they often focus on aspects such as playback (e.g. slow motion, timelapse) or movement speed rather than true temporal reasoning and also lack rigor. In contrast, *NeuS-V* addresses these shortcomings by formally verifying temporal fidelity through TL specification over the automaton representation of synthetic videos.

**Video Event Understanding.** Recent methods typically rely on perception models [15, 46] or VLMs [40, 54] to analyze events within a video. Although these models can detect objects and actions effectively, they do not guarantee a reliable understanding of the video’s temporal dynamics. Yang et al. [51] focuses on representing a video as a formal model, specifically a Discrete Markov Chain, providing a more structured approach to capture events across time. An application of this is NSVS-TL [10], which uses a neuro-symbolic approach to find the scenes of interest. Along similar lines, *NeuS-V* leverages VLMs and formal verification to enhance comprehension of temporal relationships in generated videos and assess video quality, thus establishing a reliable foundation for video evaluation.

## 3. Preliminaries

In the following sections, we present a running example to help illustrate our approach. Let’s say we generate an autonomous driving video using T2V models with the prompt

\*[https://huggingface.co/spaces/Vchitect/VBench\\_Leaderboard](https://huggingface.co/spaces/Vchitect/VBench_Leaderboard)

– “A car drives down a road on a clear sunny day, interacting with cyclists who signal turns to avoid obstacles”.

**Temporal Logic.** In short, TL is an expressive formal language with logical and temporal operators [13, 41]. A TL formula consists of three parts: ❶ a set of atomic propositions, ❷ first-order logic operators, and ❸ temporal operators. Atomic propositions are indivisible statements that can be True or False, and are composed to construct more complex expressions. The first-order logic operators include AND ( $\wedge$ ), OR ( $\vee$ ), NOT ( $\neg$ ), IMPLY ( $\Rightarrow$ ), etc., and the temporal operators consist of ALWAYS ( $\square$ ), EVENTUALLY ( $\diamond$ ), NEXT ( $X$ ), UNTIL ( $U$ ), etc.

The atomic propositions  $\mathcal{P}$ , and TL specifications  $\Phi$  of our example are:

$$\begin{aligned} \mathcal{P} &= \{\text{car driving, clear day, cyclist signals turn,} \\ &\quad \text{cyclist turns, cyclist avoids obstacle}\}, \\ \Phi &= \square \left( (\text{car driving} \wedge \text{clear day}) \wedge (\text{cyclist signals turn} \right. \\ &\quad \left. \Rightarrow \diamond (\text{cyclist turns} \wedge \text{cyclist avoids obstacle}) \right). \end{aligned} \quad (1)$$

This TL specification illustrates that if a car drives on a clear day *and* a cyclist signals to turn, it *implies* that *eventually* a cyclist will turn and avoid an obstacle.

**Discrete-Time Markov Chain.** Abbreviated DTMC, it is used to model stochastic processes where transitions between states occur at discrete time steps [29, 42]. We use a DTMC to model synthetic videos since the sequence of frames is *discrete* and *finite*, as shown in Fig. 2. The DTMC is defined as a tuple  $\mathcal{A} = (Q, q_0, \delta, \lambda)$ , where  $Q$  is a finite set of states,  $q_0 \in Q$  is the initial state,  $\lambda : Q \rightarrow 2^{\mathcal{P}}$  is the label function,  $\mathcal{P}$  is the set of atomic propositions and  $\delta : Q \times Q \rightarrow [0, 1]$  is the transition function. For any two states  $q, q' \in Q$ , the transition function  $\delta(q, q') \in [0, 1]$  gives the probability of transitioning from  $q$  to  $q'$ . For each state, the probabilities of all outgoing transitions sum to 1.

**Formal Verification.** This provides formal guarantees that a system meets a desired specification [12, 24]. It requires a formal representation of the system, such as a finite-state automaton (FSA) or a Markov Decision Process (MDP). From the DTMC, we define a *path* as a sequence of states from the initial state, e.g.,  $q_0 q_1 (q_2)^\omega$ , where  $\omega$  indicates infinite repetition. A *trace* is the sequence of state labels denoted as  $\lambda(q_0)\lambda(q_1)\lambda(q_2)\dots \in (2^{\mathcal{P}})^\omega$  that captures events over time. Next, we apply probabilistic model checking [3] to compute the probability  $\mathbb{P}[\mathcal{A} \models \Phi]$  which gives the satisfaction probability that the *trace* starting from the initial state satisfies the TL specification  $\Phi$ . Through such formal representations, we evaluate synthetic videos.

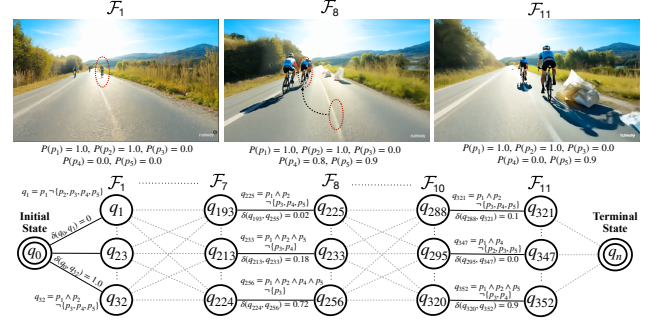


Figure 2. **Video automaton from the running example.** Above is an automaton of a video generated by the Gen-3 model constructed with a TL specification (See Eq. (1)). Every state  $q_t$  from a frame  $\mathcal{F}$  is labeled and has incoming and outgoing transition probabilities  $\delta(q, q') \in [0, 1]$ . For example, in frame  $\mathcal{F}_8$ , we have probabilities  $P(p_4) = 0.8$  and  $P(p_5) = 0.9$ , where  $p_4$  represents the atomic proposition “cyclist turns”, and  $p_5$  represents “cyclist avoids obstacle”. These probabilities are assigned because the cyclist (red-dotted circle) has turned left to avoid obstacles on the road. In the state  $q_{256}$ , we have an incoming probability  $0.72 = P(p_1) \times P(p_2) \times P(p_4) \times P(p_5) \times (1 - P(p_3))$  from the previous state  $q_{224}$ , where that label is true for  $p_1, p_2, p_4$ , and  $p_5$ , and false for  $p_3$  denoted as  $\neg\{p_3\}$ .

## 4. Methodology

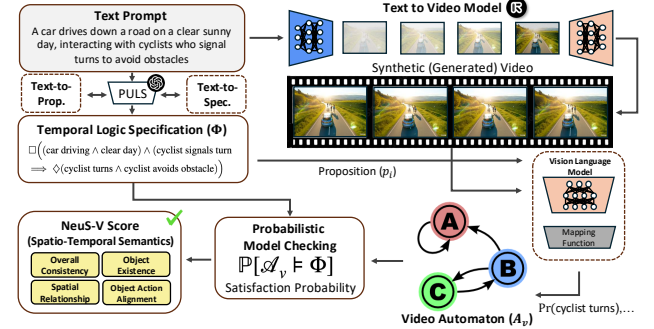


Figure 3. **Spatio-temporal and semantic measurements between a text prompt and a video by NeuS-V.** We first decompose the text prompt to TL specification  $\Phi$ , then transform the synthetic video into an automaton representation  $\mathcal{A}_V$ . Finally, we calculate the satisfaction probability by probabilistically checking the extent to which  $\mathcal{A}_V$  satisfies  $\Phi$ .

Given a synthetic video  $\mathcal{V}$  from T2V model  $\mathcal{M}_{T2V} : T \rightarrow \mathcal{V}$ , where  $T$  is a text prompt, we aim to compute an evaluation score  $S : T \times \mathcal{V} \rightarrow \mathbb{R}^m$  for each evaluation mode  $m \in M = \{\text{object existence, spatial relationship, object action alignment, overall consistency}\}$ . We introduce *NeuS-V*, a novel method for evaluating T2V models using a neuro-symbolic formal verification framework. *NeuS-V* evaluates synthetic video across four different evaluation

modes: **object existence, spatial relationship, object and action alignment**, and **overall consistency** following these steps:

- **Step 1:** We translate the text prompt into a set of atomic propositions and a TL specification through Prompt Understanding via temporal Logic Specification (*PULS*).
- **Step 2:** We obtain a semantic confidence score for each atomic proposition using a VLM applied to each sequence of frames.
- **Step 3:** We construct a video automaton representation for the synthetic video.
- **Step 4:** We compute the satisfaction probability by formally verifying the constructed video automaton against the TL specification.
- **Step 5:** Finally, we calibrate the satisfaction probability by mapping it to the final evaluation score from *NeuS-V*.

#### 4.1. Prompt Understanding via Temporal Logic Specification

We propose **Prompt Understanding via temporal Logic (*PULS*)**, a novel method that facilitates an efficient and accurate conversion of text prompts to TL specifications. It preserves all semantic details of the prompt to formulate its TL specification. In contrast to previous works that focus solely on formulating relationships between singular objects, isolated events [5, 8, 17], or encoding spatial information [35, 45], our method, *PULS*, fully integrates both temporal and spatial details which previous methods fall short. By incorporating four evaluation modes, we provide a more comprehensive assessment across spatio-temporal dimensions.

**Evaluation Mode.** *PULS* compiles the text prompt into the different set of proposition  $\mathcal{P}$  and TL specifications  $\Phi$  across four evaluation modes:

- **Object Existence:** This mode evaluates the existence of objects specified in the text prompt. For instance, in our running example (Sec. 3), the TL specification for the object existence mode can be defined as  $\Phi = \diamond(\text{car} \wedge \text{cyclist} \wedge \text{obstacle})$ .
- **Spatial Relationship:** This evaluation mode captures the spatial relationships among existing objects. In our running example, since we are interested in a cyclist signaling and then making a turn, it implies that the cyclist is in front of the car. Hence, the TL specification is defined as  $\Phi = \square(\text{cyclists are in front of a car}) \wedge \diamond(\text{obstacles are next to cyclists})$ .
- **Object and Action Alignment:** It ensures that the objects in the generated video perform the actions specified in the text prompt. For example, the TL specification can be defined as  $\Phi = \diamond(\text{cyclist signals turn} \wedge \text{cyclist turns} \vee \text{cyclist avoids obstacle})$ .

- **Overall Consistency:** Finally, we assess the overall semantic and temporal coherence of events in the generated video, ensuring alignment with the full-text prompt (see the example in Eq. (1)).

**Functional Modules.** *PULS* is a two-step algorithm powered by LLMs. Given the text prompt  $\mathcal{T}$  that is used for video generation, it is translated into  $\mathcal{P}$  and  $\Phi$  for any given evaluation mode  $m \in M$ . This translation process is defined as  $LM_{PULS} : \mathcal{T} \times M \rightarrow (\mathcal{P}, \Phi)$ .

*PULS* consists of two modules, Text-to-Proposition (T2P) and Text-to-TL (T2TL). They use the optimized prompts  $\theta_{T2P}^*$  and  $\theta_{T2TL}^*$  respectively. Each optimized prompt includes carefully selected few-shot examples from a compiled training dataset  $\mathcal{D}_{T2TL|train}$ , that maximize the accuracy of having correct  $\mathcal{P}$  and  $\Phi$  given  $m \in M$ .

1. **Text-to-Proposition Module:** This module extracts  $\mathcal{P}$  from  $\mathcal{T}$  given  $M$ , using  $\theta_{T2P}^*$ , and is defined as:

$$LM_{T2P} : \mathcal{T} \times M \xrightarrow{\theta_{T2P}^*} \mathcal{P}. \quad (2)$$

The optimized prompt  $\theta_{T2P}^*$  is obtained from  $\mathcal{D}_{T2P|train}$ , a set of  $\mathcal{N}$  selected examples of text  $\mathcal{T}_i$  and propositions  $\mathcal{P}_i$  pairings :

$$\mathcal{D}_{T2P|train} = \{(\mathcal{T}_i, \mathcal{P}_i)\}_{i=1}^{\mathcal{N}}, \quad \mathcal{D}_{T2P|train} \subset \mathcal{D}_{train}. \quad (3)$$

2. **Text-to-TL Specification Module:** This module generates  $\Phi$  from  $\mathcal{T}$ ,  $\mathcal{P}$ , and  $M$  using the optimized prompt  $\theta_{T2TL}^*$ , and is defined as:

$$LM_{T2TL} : \mathcal{T} \times \mathcal{P} \times M \xrightarrow{\theta_{T2TL}^*} \Phi. \quad (4)$$

The optimized prompt  $\theta_{T2TL}^*$  is obtained from  $\mathcal{D}_{T2TL|train}$  with  $\mathcal{N}$  examples pairs of text  $\mathcal{T}_i$ , propositions  $\mathcal{P}_i$ , and corresponding TL specifications  $\Phi_i$ :

$$\mathcal{D}_{T2TL|train} = \{(\mathcal{T}_i, \mathcal{P}_i, \Phi_i)\}_{i=1}^{\mathcal{N}}, \quad \mathcal{D}_{T2TL|train} \subset \mathcal{D}_{train}. \quad (5)$$

We use MIPROv2 [44] with DSPy [30] to ensure that the  $\mathcal{N}$  few-shot examples in the dataset  $\mathcal{D}_{train}$  are sufficient in maximizing the accuracy of each module. We detail the optimization process in the Appendix.

#### 4.2. Semantic Score from Neural Perception Model

Given  $\mathcal{P}, \Phi = LM_{PULS}(T)$ , where  $T$  is the text prompt used for the synthetic video  $\mathcal{V}$ , we first obtain the semantic confidence score  $C \in [0, 1]$  for each atomic proposition  $p_i \in \mathcal{P}$  using a VLM  $\mathcal{M}_{VLM} : p \times \mathcal{F} \rightarrow C$ , where  $\mathcal{F}$  represents a sequence of frames.

We use the VLM to interpret semantics [2, 34, 43, 54] and extract confidence scores from  $\mathcal{F}$  based on the text



query  $T$ . We pass each  $p_i \in \mathcal{P}$  along with the prompt to the VLM and calculate the token probability for the output response, which is either `True` or `False`. To calculate the token probability, we retrieve logits for the response tokens and compute the probability of that token after applying a softmax. Finally, the semantic confidence score is the product of these probabilities as follows:

$$c_i = \mathcal{M}_{\text{VLM}}(p_i, \mathcal{F}) = \prod_{j=1}^k P(t_j | p_i, \mathcal{F}, t_1, \dots, t_{j-1}) \quad \forall p_i \in \mathcal{P}, \quad (6)$$

where  $(t_1, \dots, t_k)$  is the sequence of tokens in the response. Each term  $P(t_j | \cdot) = \frac{e^{l_{j,t_j}}}{\sum_z e^{l_{j,z}}}$  is over the logits  $l_{j,t_j}$  at position  $j$ , whereas  $P(t_k | \cdot) = \frac{e^{l_{k,t_k}}}{\sum_z e^{l_{k,z}}}$  is over those at position  $k$ . The prompt for the semantic detector VLM can be found in the Appendix.

---

**Algorithm 1: NeuS-V**


---

**Require:** Frame window size  $w$ , evaluation mode  $M$ , *PULS* model  $LM_{\text{PULS}}$ , vision language model  $\mathcal{M}_{\text{VLM}}$ , semantic score mapping function  $f_{\text{VLM}}(\cdot)$ , video automaton generation function  $\xi(\cdot)$  probabilistic model checking function  $\Psi(\cdot)$ , probability mapping function  $f_{\text{ECDF}}(\cdot)$ , probability distribution  $\mathcal{D}$

**Input :** Text prompt  $T$ , text-to-video model  $\mathcal{M}_{\text{T2V}}$

**Output :** *NeuS-V* score  $S_{\text{NeuS-V}}$

```

1 begin
2    $S \leftarrow \{\}$  // Initialize an empty set for
   NeuS-V scores of each evaluation mode
3    $\mathcal{V} \leftarrow \mathcal{M}_{\text{T2V}}(T)$  // Generate a video
4   for  $m \in M$  do
5     for  $n = 0$  to  $\text{length}(\mathcal{V}) - w$  step  $w$  do
6        $C^* \leftarrow \{\}$  // Initialize an empty set
   for semantic confidence
7        $F \leftarrow \{\mathcal{V}[n], \mathcal{V}[n+1], \dots, \mathcal{V}[n+w-1]\}$ 
   // Select a sequence of frames
8        $\mathcal{P}, \Phi \leftarrow LM_{\text{PULS}}(T, m)$  // Translate
   the  $T$  to  $\mathcal{P}$  and  $\Phi$  for  $m$ 
9       for  $p_i \in \mathcal{P}$  do
10         $c_i = \mathcal{M}_{\text{VLM}}(p_i, \mathcal{F})$  // Obtain
   semantic confidence scores
11         $C^*[p_i, n] \leftarrow f_{\text{VLM}}(c_i; \gamma_{fp})$ 
   // Calibrate  $c_i$  with false
   positive threshold  $\gamma_{fp}$ 
12      end for
13    end for
14     $\mathcal{A}_{\mathcal{V}} \leftarrow \xi(\mathcal{P}, C^*)$  // Construct  $\mathcal{A}_{\mathcal{V}}$ 
15     $\mathbb{P}[\mathcal{A}_{\mathcal{V}} \models \Phi] = \Psi(\mathcal{A}_{\mathcal{V}}, \Phi)$  // Obtain
   satisfaction probability
16     $s_m = f_{\text{ECDF}}(\mathbb{P}[\mathcal{A}_{\mathcal{V}} \models \Phi], D_m)$  // Calculate
   the calibrated score
17     $S \leftarrow S \cup \{s_m\}$  // Append the score  $s_m$  to
   the set  $S$ 
18  end for
19   $S_{\text{NeuS-V}} \leftarrow \frac{\sum S}{N}$ 

```

---

### 4.3. Automaton Representation of Synthetic Video

Next, given  $C^*$  across all frames and propositions in  $\mathcal{P}$ , we construct the video automaton  $\mathcal{A}_{\mathcal{V}}$  to represent the synthetic video as a DTMC  $\mathcal{A}$ . This representation is crucial, as it enables the evaluation of synthetic video to determine whether

it satisfies the given  $\Phi$  corresponding to the original text prompt. We build  $\mathcal{A}_{\mathcal{V}}$  using an automaton generation function  $\xi : \mathcal{P} \times C^* \rightarrow \mathcal{A}_{\mathcal{V}}$ , defined as

$$\mathcal{A}_{\mathcal{V}} = \xi(\mathcal{P}, C^*) = \mathcal{A} = (Q, q_0, \delta, \lambda), \quad (7)$$

where  $Q = \{q_0 \dots q_t\}$  is the set of possible states, each  $q \in Q$  represents a unique configuration of truth values for  $\mathcal{P}$  with  $q_0$  denoting the initial state. Given  $C^*$  for all atomic propositions in each sequence of frames from the synthetic video, the transition function  $\delta(q, q')$  is defined as

$$\delta(q, q') = \prod_{i=1}^{|\mathcal{P}|} (C_i^*)^{\mathbf{1}_{\{q'_i=1\}}} (1 - C_i^*)^{\mathbf{1}_{\{q'_i=0\}}}, \quad (8)$$

where  $\mathbf{1}_{\{q'_i=1\}}$  is an indicator function that takes the value 1 if  $p_i$  is true in  $q'$ , and 0 otherwise. Similarly,  $\mathbf{1}_{\{q'_i=0\}}$  takes the value 1 if and only if  $p_i$  is false in  $q'$ . This is obtained by a labeling function  $\lambda(q)$  that maps each state  $q$  to the boolean value of its proposition. Further details on the  $\mathcal{A}_{\mathcal{V}}$  construction process are in the Appendix.

### 4.4. Verifying Synthetic Video Formally

Given  $\mathcal{A}_{\mathcal{V}}$ , we compute the satisfaction probability  $\mathbb{P}[\mathcal{A}_{\mathcal{V}} \models \Phi]$  by formally verifying  $\mathcal{A}_{\mathcal{V}}$  against  $\Phi$ . Specifically, we use the model checking method STORM [19, 28] that utilizes a probabilistic computation tree logic (PCTL) variant of temporal logic to calculate the satisfaction probability of  $\mathcal{A}_{\mathcal{V}}$  with respect to  $\Phi$ . This probability is defined as  $\mathbb{P}[\mathcal{A}_{\mathcal{V}} \models \Phi] = \Psi(\mathcal{A}_{\mathcal{V}}, \Phi)$ , where  $\Psi(\cdot)$  is the probabilistic model checking function. This is performed by analyzing the probabilistic transitions and state labels within  $\mathcal{A}_{\mathcal{V}}$ .

**Final Score Calibration.** Lastly, we calibrate the satisfaction probability to a *NeuS-V* score using a satisfaction probability mapping function based on its empirical cumulative distribution, defined as

$$S = \{s_1, \dots, s_m\} = f_{\text{ECDF}}(\mathbb{P}[\mathcal{A}_{\mathcal{V}} \models \Phi], D_m) \quad \forall m \in M, \quad (9)$$

where  $D_m$  is the distribution of satisfaction probabilities of each evaluation mode from wide samples of synthetic videos, and  $S$  is the set of each evaluation mode score  $s_m$ . We take the average of these scores to comprehensively capture the variety of temporal specifications in the prompts

$$S_{\text{NeuS-V}} \leftarrow \frac{\sum S}{N}. \quad (10)$$

## 5. Experimental Setup

*PULS* uses GPT-4o and o1-preview for prompt to TL translation, whereas *NeuS-V* relies on InternVL2-8B [25] as its

choice of VLM for automaton construction. We use a context of three frames when prompting the VLM. All the system prompts and example outputs can be found in our Appendix. We also use GPT-4o for prompt suite construction.

**T2V Models.** We evaluate the performance of both closed-source and open-source text-to-video models using two distinct prompt sets. For closed-source models, we select Gen-3<sup>†</sup> and Pika<sup>‡</sup>, and we use the open-source T2V-Turbo-v2[33] and CogVideoX-5B[52]. We run them with default hyperparameters on 8× A100 GPUs.

**Prompts and Evaluation Suite.** As we observe that existing benchmarks for T2V evaluation [23, 26, 39] lack explicit temporal instructions, we present the *NeuS-V* prompt suite with a total of 160 prompts. These are designed to rigorously evaluate models on their ability to maintain temporal coherence and accurately follow event sequences. The suite spans four themes (“Nature”, “Human & Animal Activities”, “Object Interactions”, and “Driving Data”) across three complexity levels (basic, intermediate, and advanced) based on the number of temporal and logical operators.

To ensure an unbiased baseline, we conduct a human study instructing annotators to explicitly *disentangle* visual quality from text-to-video alignment. Both our prompt suite and the results of the human evaluation study will be made publicly available upon acceptance. Further details are provided in the supplementary material.

## 6. Results

Building on our experimental setup, we now turn to the empirical evaluation of *NeuS-V*. Our experiments are designed to address three central questions that motivate the necessity of our methodology.

1. Does *NeuS-V*’s focus on temporal fidelity translate to a higher correlation with human annotations compared to baselines that emphasize visual quality?
2. To what extent does grounding in temporal logic and formal verification provide a more robust evaluation framework than approaches based solely on VLMs?
3. Can the reliability of *NeuS-V* extend beyond our synthetic prompt suite to established larger-scale datasets?

### 6.1. Formal Evaluation of Text-to-Video Models

As outlined in Section 5, we benchmark both closed-source and open-source state-of-the-art models: Gen-3 and Pika (closed-source), alongside T2V-Turbo-v2 [33] and CogVideoX-5B [52] (open-source).

<sup>†</sup><https://runwayml.com/research/introducing-gen-3-alpha>

<sup>‡</sup><https://pika.art>

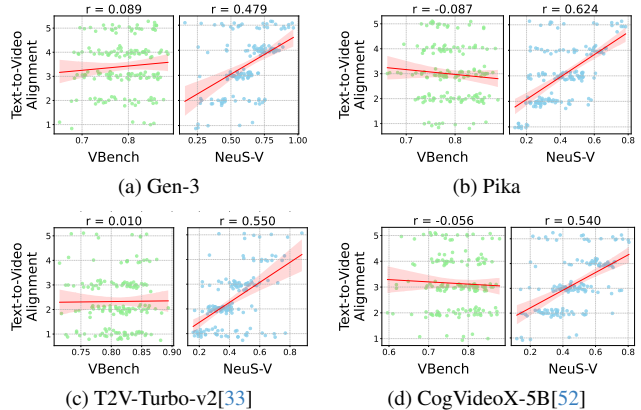


Figure 4. **Correlation with Human Annotations.** *NeuS-V* consistently shows a stronger alignment with human text-to-video annotations (Pearson coefficients displayed at the top of each plot).

**Correlation with Human Annotations.** We evaluate the selected video generation models using both *NeuS-V* and V-Bench, a well-established benchmark focused on visual quality. To assess correlation with human scores for text-to-video alignment, we plot these metrics in Figure 4. Across all models, *NeuS-V* demonstrates a consistently stronger correlation with human annotations, as indicated by the best-fit line and Pearson coefficient, outperforming V-Bench. By incorporating temporal logic specification and the automaton representation of synthetic videos, *NeuS-V* offers rigorous evaluations of text-to-video alignment.

**Performance on our Prompt Suite.** We break down and analyze the performance of each T2V model on our evaluation suite, as shown in Table 1, organized by theme and complexity. Results indicate that most models perform best when generating videos on the themes “Nature” and “Human and Animal Activities”. The Gen-3 model achieves the highest scores across the suite, a result corroborated by human annotators. Furthermore, Figure 5 illustrates how each of the four evaluation modes in *PULS* are utilized between models. Different prompts rely on distinct modes, indicating that a combination of these modes comprehensively captures the variety of temporal specifications in the prompts.

### 6.2. Ablation on Temporal Logic and Verification – How Important is Formal Language?

In this ablation study, we investigate the role of formal grounding in temporal logic and model checking by replacing these components with VLM-based alternatives that lack such rigor. Specifically, instead of using *PULS* to translate prompts into atomic propositions and specifications, we directly query an LLM to break down prompts into a set of yes/no questions covering the content and

	Prompts	Gen-3	Pika	T2V-Turbo-v2[33]	CogVideoX-5B[52]
By Theme	Nature	0.630 (0.47)	0.416 (0.70)	0.449 (0.46)	0.486 (0.53)
	Human & Animal Activities	0.639 (0.80)	0.418 (0.67)	0.444 (0.66)	0.492 (0.43)
	Object Interactions	0.602 (0.16)	0.402 (0.40)	0.398 (0.66)	0.429 (0.65)
	Driving Data	0.586 (0.48)	0.399 (0.66)	0.375 (0.30)	0.437 (0.52)
By Complexity	Basic (1 TL op.)	0.661 (0.60)	0.475 (0.70)	0.475 (0.58)	0.495 (0.65)
	Intermediate (2 TL ops.)	0.555 (0.27)	0.352 (0.44)	0.360 (0.38)	0.415 (0.28)
	Advanced (3 TL ops.)	0.605 (-0.01)	0.314 (0.33)	0.349 (0.42)	0.460 (0.78)
	Overall Score	0.614 (0.48)	0.409 (0.62)	0.417 (0.55)	0.461 (0.54)

Table 1. **Benchmarking SOTA Text-to-Video Models.** Performance breakdown with correlations to human evaluation (in brackets).

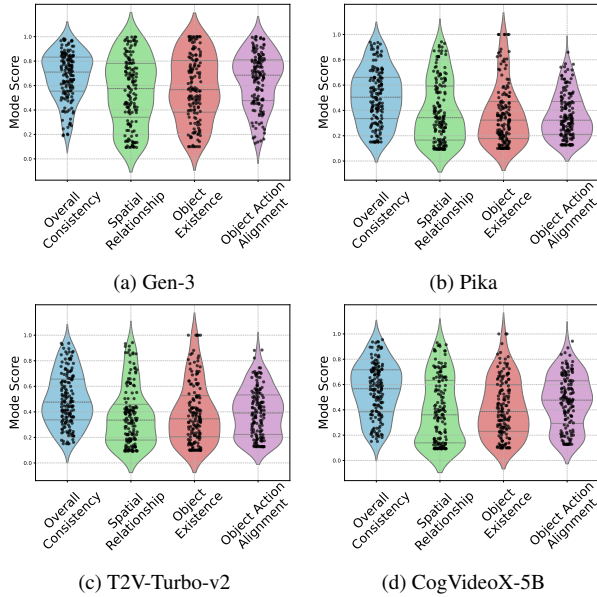


Figure 5. **Distribution of scores across the four modes of PULS**

visual characteristics of each prompt. Next, rather than verifying with *NeuS-V*, we employ a VLM to score each frame independently based on the earlier generated questions. This ablation also reflects existing prompt-to-VQA baselines [31, 32, 38, 56].

For our setup, we use GPT-4o [1] as the LLM, along with two VLM configurations: LLaMa-3.2-11B-Vision-Instruct<sup>§</sup> (capable of processing images) and LLaVA-Video-7B-Qwen2<sup>¶</sup> (capable of processing complete videos). We evaluate these methods with our prompt suite and the results are presented in Figure 6. Our findings indicate that while both approaches show a positive correlation with human annotations (as indicated by Pearson’s coefficient), they do not achieve the same strength of correlation as the formal methods in Figure 4 do. Also, LLaVA-Video exhibits overconfidence, resulting in a weaker correlation than the image-only

<sup>§</sup><https://huggingface.co/meta-llama/Llama-3.2-11B-Vision>

<sup>¶</sup><https://huggingface.co/lmms-lab/LLaVA-Video-7B-Qwen2>

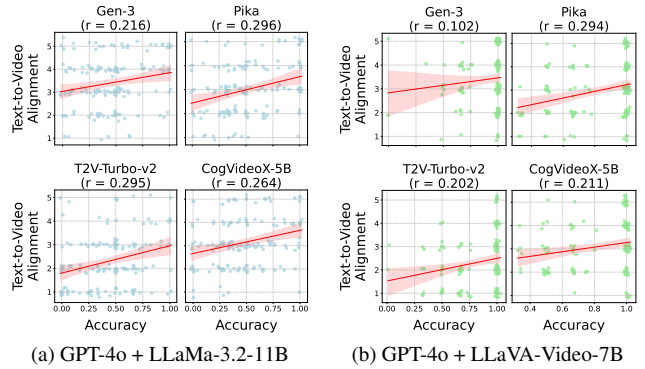


Figure 6. **Is Formal Language Important?** VLMs without grounding in formal temporal logic lead to lower pearson coefficients (in brackets) as compared to *NeuS-V* from Figure 4.

LLaMa-3.2. These results underscore that the same VLMs when grounded in temporal logic and formal verification provide a more robust evaluation framework.

### 6.3. Demonstrating Robustness on a Real-World Video-Captioning Dataset

Our prompt evaluation suite, while effective, is modest in size with only 160 prompts. One might argue that this limited scale, along with the use of synthetic video captions, could raise doubts about the reliability of our metric. To address this concern, we use MSR-VTT [50], a well-established dataset for video captioning – a task which also involves assessing how well a video aligns with a given textual description. MSR-VTT features a large-scale set of video-caption pairs annotated by MTurk workers. We leverage their credibility and repurpose its validation set to evaluate the reliability of our metric. We create two splits: a positive set (where captions match videos) and a negative set (where captions do not match videos). We then test whether the *NeuS-V* metric can effectively distinguish between aligned and misaligned video-caption pairs.

In Table 2, we compare *NeuS-V* with VBench, reporting the mean and standard deviation of the scores for aligned and misaligned pairs. Our results show that *NeuS-V* suc-

cessfully distinguishes between the positive and negative sets, assigning higher scores to aligned pairs and lower scores to misaligned ones. In contrast, VBench demonstrates a smaller difference between aligned and misaligned scores, highlighting *NeuS-V*’s superior ability to capture meaningful text-to-video alignment.

Metric	Aligned Captions	Misaligned Captions	Difference ( $\uparrow$ )
VBench	0.78 ( $\pm$ 0.12)	0.40 ( $\pm$ 0.24)	0.38
<i>NeuS-V</i>	0.82 ( $\pm$ 0.10)	0.30 ( $\pm$ 0.18)	<b>0.52</b>

Table 2. **Evaluating reliability on MSR-VTT.** *NeuS-V* distinguishes aligned and misaligned captions better than VBench.

## 6.4. Ablations on Architectural Choices

**Visual Context to VLM.** In this first ablation of architectural choices, we investigate whether using more frames necessarily improves the performance of *NeuS-V*. To measure this, we compare the use of a single frame versus three frames when prompting our VLM (InternVL2-8B). As shown in Table 3, the use of three frames consistently results in a higher correlation with text-to-video alignment annotations. We did not test more than three frames, as this would exceed the context window of the LLM.

**Choice of VLM.** In the second ablation, we examine whether the choice of VLM affects automata construction. We test two recent VLMs: InternVL2-8B[43] and LLaMa3.2-11B-Vision with single-frame contexts. As seen in Table 4, InternVL2-8B consistently achieves higher correlation with text-to-video alignment annotations. LLaMa3.2 model tends to be overconfident in its outputs, despite attempts at calibration due to heavy skew in probabilities. This leads to a lower correlation with human labels.

## 7. Discussion

**Is Rigorous Formalism Key?** A natural question that arises is whether formal temporal logic can be replaced with simpler if-else style checks and assertions. In principle, yes. However, as prompt length and complexity increase, such rule-based approaches exhibit scaling challenges, making them impractical. In contrast, symbolic temporal operators offer a near-linear scaling to verify adherence to automata. As shown through Figure 6 in Section 6.2, even though such alternative approaches may show promise, they ultimately fall short of the robustness provided by formal temporal logic. *NeuS-V* is the first work that introduces formalism to T2V evaluation, going beyond quality-based metrics.

**Rethinking Text-to-Video Models.** Evaluations in Table 1 reveal a significant limitation in current text-to-video

VLM Context	Gen-3	Pika	T2V-Turbo-v2	CogVideoX-5B
1 Frame	0.859 (0.29)	0.613 (0.51)	0.590 (0.34)	0.715 (0.32)
3 Frames	0.614 (0.48)	0.409 (0.62)	0.417 (0.55)	0.461 (0.54)

Table 3. **Impact of contextual frames to VLM.** More contextual information results in higher correlation with human annotations.

Choice of VLM	Gen-3	Pika	T2V-Turbo-v2	CogVideoX-5B
LLaMa3.2-11B	0.921 (0.15)	0.660 (0.16)	0.730 (0.08)	0.785 (-0.02)
InternVL2-8B	0.859 (0.29)	0.613 (0.51)	0.590 (0.34)	0.715 (0.32)

Table 4. **Impact of choice of VLM on correlation.** InternVL2-8B for automaton construction shows higher correlation with human annotations.

models when handling temporally extended prompts. Although marketed as text-driven video generation, these models often fall short of creating motion and sequences that truly follow the given prompts. Much of the perceived “motion” comes from simplistic effects like panning and zooming with minimal capacity for generating interactions or meaningful scene transitions. In practice, video-generation workflows require numerous rounds of re-prompting to achieve prompt adherence, whereas ideally, we should expect alignment with the prompt most times.

**Limitations and Future Work.** *NeuS-V* currently lacks a mechanism to penalize unintended elements in generated videos, making it difficult to distinguish between irrelevant artifacts and potentially useful auxiliary content that was not explicitly requested in the prompt. In the future, our approach could be used to refine the generated videos until they meet a set threshold, boosting prompt adherence without retraining. Furthermore, feedback from *NeuS-V* could also be used for prompt optimization or model training.

## 8. Conclusion

Text-to-video models are increasingly being applied in safety-critical areas such as autonomous driving, education, and robotics, where maintaining temporal fidelity is essential. However, we find that most current evaluation methods prioritize visual quality over text-to-video alignment. To address this, we introduce *NeuS-V*, a novel metric that translates prompts into temporal logic specifications and represents videos as automata, thereby scoring them through formal verification. Alongside *NeuS-V*, we present a benchmark of temporally challenging prompts to assess the ability of state-of-the-art T2V models to follow specified event sequences. Our evaluation reveals limitations in these models, which frequently rely on simplistic camera movements rather than true temporal dynamics. We aim to pave the way for the development of future T2V models that achieve greater alignment with temporal requirements.



## References

- [1] Josh Achiam, Steven Adler, Sandhini Agarwal, Lama Ahmad, Ilge Akkaya, Florencia Leoni Aleman, Diogo Almeida, Janko Altenschmidt, Sam Altman, Shyamal Anadkat, et al. Gpt-4 technical report. *arXiv preprint arXiv:2303.08774*, 2023. 7
- [2] Meta AI. Llama 3.2: Revolutionizing edge ai and vision with open, customizable models. *Meta AI Blog*, 2024. Available at <https://ai.meta.com/blog/llama-3-2-connect-2024-vision-edge-mobile-devices/>. 4, 3
- [3] Christel Baier and Joost-Pieter Katoen. *Principles of Model Checking*. The MIT Press, 2008. 3
- [4] Andreas Blattmann, Robin Rombach, Huan Ling, Tim Dockhorn, Seung Wook Kim, Sanja Fidler, and Karsten Kreis. Align your latents: High-resolution video synthesis with latent diffusion models. In *Proceedings of the IEEE/CVF Conference on Computer Vision and Pattern Recognition*, pages 22563–22575, 2023. 2
- [5] Andrea Brunello, Angelo Montanari, and Mark Reynolds. Synthesis of LTL Formulas from Natural Language Texts: State of the Art and Research Directions. In *26th International Symposium on Temporal Representation and Reasoning (TIME 2019)*, pages 17:1–17:19, Dagstuhl, Germany, 2019. Schloss Dagstuhl – Leibniz-Zentrum für Informatik. 4
- [6] Emanuele Bugliarello, Hernan Moraldo, Ruben Villegas, Mohammad Babaeizadeh, Mohammad Taghi Saffar, Han Zhang, Dumitru Erhan, Vittorio Ferrari, Pieter-Jan Kindermans, and Paul Voigtlaender. Storybench: A multifaceted benchmark for continuous story visualization, 2023. 2
- [7] Xinlei Chen, Hao Fang, Tsung-Yi Lin, Ramakrishna Vedantam, Saurabh Gupta, Piotr Dollár, and C Lawrence Zitnick. Microsoft coco captions: Data collection and evaluation server. *arXiv preprint arXiv:1504.00325*, 2015. 3
- [8] Yongchao Chen, Rujul Gandhi, Yang Zhang, and Chuchu Fan. NI2tl: Transforming natural languages to temporal logics using large language models, 2024. 4
- [9] Iya Chivileva, Philip Lynch, Tomas E Ward, and Alan F Smeaton. Measuring the quality of text-to-video model outputs: Metrics and dataset. *arXiv preprint arXiv:2309.08009*, 2023. 2
- [10] Minkyu Choi, Harsh Goel, Mohammad Omama, Yunhao Yang, Sahil Shah, and Sandeep Chinchali. Towards neuro-symbolic video understanding. In *European Conference on Computer Vision*, pages 220–236. Springer, 2025. 2
- [11] Zhixuan Chu, Lei Zhang, Yichen Sun, Siqiao Xue, Zhibo Wang, Zhan Qin, and Kui Ren. Sora detector: A unified hallucination detection for large text-to-video models. *arXiv preprint arXiv:2405.04180*, 2024. 2
- [12] Edmund M. Clarke, Orna Grumberg, and Doron A. Peled. *Model Checking*. MIT Press, 1999. 3
- [13] E. Allen Emerson. Temporal and modal logic. In *Handbook of Theoretical Computer Science, Volume B: Formal Models and Semantics*, 1991. 3
- [14] Patrick Esser, Johnathan Chiu, Parmida Atighehchian, Jonathan Granskog, and Anastasis Germanidis. Structure and content-guided video synthesis with diffusion models. In *Proceedings of the IEEE/CVF International Conference on Computer Vision*, pages 7346–7356, 2023. 2
- [15] Haoqi Fan, Tullie Murrell, Heng Wang, Kalyan Vasudev Alwala, Yanghao Li, Yilei Li, Bo Xiong, Nikhila Ravi, Meng Li, Haichuan Yang, et al. Pytorchvideo: A deep learning library for video understanding. In *Proceedings of the 29th ACM international conference on multimedia*, pages 3783–3786, 2021. 2
- [16] Weixi Feng, Jiachen Li, Michael Saxon, Tsu-jui Fu, Wenhu Chen, and William Yang Wang. Tc-bench: Benchmarking temporal compositionality in text-to-video and image-to-video generation. *arXiv preprint arXiv:2406.08656*, 2024. 2
- [17] Francesco Fuggitti and Tathagata Chakraborti. NI2tl – a python package for converting natural language (nl) instructions to linear temporal logic (ltl) formulas. *Proceedings of the AAAI Conference on Artificial Intelligence*, 37(13): 16428–16430, 2024. 4
- [18] Xuan He, Dongfu Jiang, Ge Zhang, Max Ku, Achint Soni, Sherman Siu, Haonan Chen, Abhranil Chandra, Ziyang Jiang, Aaran Arulraj, Kai Wang, Quy Duc Do, Yuansheng Ni, Bohan Lyu, Yaswanth Narsupalli, Rongqi Fan, Zhiheng Lyu, Yuchen Lin, and Wenhu Chen. Videoscore: Building automatic metrics to simulate fine-grained human feedback for video generation, 2024. 2
- [19] Christian Hensel, Sebastian Junges, Joost-Pieter Katoen, Tim Quatmann, and Matthias Volk. The probabilistic model checker storm. *CoRR*, abs/2002.07080, 2020. 5
- [20] Jonathan Ho, Ajay Jain, and Pieter Abbeel. Denoising diffusion probabilistic models. *Advances in neural information processing systems*, 33:6840–6851, 2020. 2
- [21] Yaosi Hu, Chong Luo, and Zhenzhong Chen. Make it move: Controllable image-to-video generation with text descriptions, 2022. 2
- [22] Kaiyi Huang, Kaiyue Sun, Enze Xie, Zhenguo Li, and Xihui Liu. T2i-compbench: A comprehensive benchmark for open-world compositional text-to-image generation. *Advances in Neural Information Processing Systems*, 36:78723–78747, 2023. 2
- [23] Ziqi Huang, Yinan He, Jiashuo Yu, Fan Zhang, Chenyang Si, Yuming Jiang, Yuanhan Zhang, Tianxing Wu, Qingyang Jin, Nattapol Chanpaisit, et al. Vbench: Comprehensive benchmark suite for video generative models. In *Proceedings of the IEEE/CVF Conference on Computer Vision and Pattern Recognition*, pages 21807–21818, 2024. 2, 6
- [24] Michael Huth and Mark Ryan. *Logic in Computer Science: Modelling and Reasoning about Systems*. Cambridge University Press, 2004. 3
- [25] Yash Jain, Anshul Nasery, Vibhav Vineet, and Harkirat Behl. Peekaboo: Interactive video generation via masked-diffusion, 2024. 2, 5
- [26] Pengliang Ji, Chuyang Xiao, Huilin Tai, and Mingxiao Huo. T2vbench: Benchmarking temporal dynamics for text-to-video generation. In *Proceedings of the IEEE/CVF Conference on Computer Vision and Pattern Recognition (CVPR) Workshops*, pages 5325–5335, 2024. 2, 6
- [27] Pengliang Ji, Chuyang Xiao, Huilin Tai, and Mingxiao Huo. T2vbench: Benchmarking temporal dynamics for text-to-

- video generation. In *Proceedings of the IEEE/CVF Conference on Computer Vision and Pattern Recognition*, pages 5325–5335, 2024. 2
- [28] Sebastian Junges and Matthias Volk. Stormpy - python bindings for storm, 2021. 5
- [29] J.G. Kemeny and J.L. Snell. *Finite Markov Chains*. Springer, 1960. 3
- [30] Omar Khattab, Arnav Singhvi, Paridhi Maheshwari, Zhiyuan Zhang, Keshav Santhanam, Sri Vardhamanan, Saiful Haq, Ashutosh Sharma, Thomas T. Joshi, Hanna Moazam, Heather Miller, Matei Zaharia, and Christopher Potts. Dspy: Compiling declarative language model calls into self-improving pipelines, 2023. 4
- [31] Tengchuan Kou, Xiaohong Liu, Zicheng Zhang, Chunyi Li, Haoning Wu, Xiongkuo Min, Guangtao Zhai, and Ning Liu. Subjective-aligned dataset and metric for text-to-video quality assessment, 2024. 2, 7
- [32] Baiqi Li, Zhiqiu Lin, Deepak Pathak, Jiayao Li, Yixin Fei, Kewen Wu, Xide Xia, Pengchuan Zhang, Graham Neubig, and Deva Ramanan. Evaluating and improving compositional text-to-visual generation. In *Proceedings of the IEEE/CVF Conference on Computer Vision and Pattern Recognition (CVPR) Workshops*, pages 5290–5301, 2024. 2, 7
- [33] Jiachen Li, Qian Long, Jian Zheng, Xiaofeng Gao, Robinson Piramuthu, Wenhui Chen, and William Yang Wang. T2v-turbo-v2: Enhancing video generation model post-training through data, reward, and conditional guidance design. *arXiv preprint arXiv:2410.05677*, 2024. 6, 7
- [34] Haotian Liu, Chunyuan Li, Qingyang Wu, and Yong Jae Lee. Visual instruction tuning. *arXiv preprint arXiv:2304.08485*, 2023. <https://arxiv.org/abs/2304.08485>. 4
- [35] Jason Xinyu Liu, Ziyi Yang, Ifrah Idrees, Sam Liang, Benjamin Schornstein, Stefanie Tellex, and Ankit Shah. Grounding complex natural language commands for temporal tasks in unseen environments. In *Conference on Robot Learning (CoRL)*, 2023. 4
- [36] Yuanxin Liu, Lei Li, Shuhuai Ren, Rundong Gao, Shicheng Li, Sishuo Chen, Xu Sun, and Lu Hou. Fetv: A benchmark for fine-grained evaluation of open-domain text-to-video generation, 2023. 2
- [37] Yaofang Liu, Xiaodong Cun, Xuebo Liu, Xintao Wang, Yong Zhang, Haoxin Chen, Yang Liu, Tiejong Zeng, Raymond Chan, and Ying Shan. Evalcrafter: Benchmarking and evaluating large video generation models. In *Proceedings of the IEEE/CVF Conference on Computer Vision and Pattern Recognition*, pages 22139–22149, 2024. 2
- [38] Yaofang Liu, Xiaodong Cun, Xuebo Liu, Xintao Wang, Yong Zhang, Haoxin Chen, Yang Liu, Tiejong Zeng, Raymond Chan, and Ying Shan. Evalcrafter: Benchmarking and evaluating large video generation models, 2024. 2, 7
- [39] Yuanxin Liu, Lei Li, Shuhuai Ren, Rundong Gao, Shicheng Li, Sishuo Chen, Xu Sun, and Lu Hou. Fetv: A benchmark for fine-grained evaluation of open-domain text-to-video generation. *Advances in Neural Information Processing Systems*, 36, 2024. 2, 6
- [40] Muhammad Maaz, Hanoona Rasheed, Salman Khan, and Fahad Shahbaz Khan. Video-chatgpt: Towards detailed video understanding via large vision and language models. *arXiv preprint arXiv:2306.05424*, 2023. 2
- [41] Zohar Manna and Amir Pnueli. *The Temporal Logic of Reactive and Concurrent Systems: Specification*. Springer-Verlag, 1992. 3
- [42] J.R. Norris. *Markov Chains*. Cambridge University Press, 1998. 3
- [43] OpenGVLab. Internvl 2.0: A suite of multimodal large language models for vision and language tasks. *OpenGVLab Blog*, 2024. Available at <https://internvl.github.io/blog/2024-07-02-InternVL-2.0/>. 4, 8, 3
- [44] Krista Opsahl-Ong, Michael J Ryan, Josh Purtell, David Broman, Christopher Potts, Matei Zaharia, and Omar Khattab. Optimizing instructions and demonstrations for multi-stage language model programs, 2024. 4
- [45] Jiayi Pan, Glen Chou, and Dmitry Berenson. Data-efficient learning of natural language to linear temporal logic translators for robot task specification, 2023. 4
- [46] P Pradhyumna, GP Shreya, et al. Graph neural network (gnn) in image and video understanding using deep learning for computer vision applications. In *2021 Second International Conference on Electronics and Sustainable Communication Systems (ICESC)*, pages 1183–1189. IEEE, 2021. 2
- [47] Andrew Shin, Yusuke Mori, and Kunitake Kaneko. The lost melody: Empirical observations on text-to-video generation from a storytelling perspective, 2024. 2
- [48] Kaiyue Sun, Kaiyi Huang, Xian Liu, Yue Wu, Zihan Xu, Zhenguang Li, and Xihui Liu. T2v-compbench: A comprehensive benchmark for compositional text-to-video generation. *arXiv preprint arXiv:2407.14505*, 2024. 2
- [49] Jay Zhangjie Wu, Guian Fang, Haoning Wu, Xintao Wang, Yixiao Ge, Xiaodong Cun, David Junhao Zhang, Jia-Wei Liu, Yuchao Gu, Rui Zhao, et al. Towards a better metric for text-to-video generation. *arXiv preprint arXiv:2401.07781*, 2024. 2
- [50] Jun Xu, Tao Mei, Ting Yao, and Yong Rui. Msr-vtt: A large video description dataset for bridging video and language. In *Proceedings of the IEEE conference on computer vision and pattern recognition*, pages 5288–5296, 2016. 7
- [51] Yunhao Yang, Jean-Raphaël Gaglione, Sandeep Chinchali, and Ufuk Topcu. Specification-driven video search via foundation models and formal verification. *arXiv preprint arXiv:2309.10171*, 2023. 2
- [52] Zhuoyi Yang, Jiayan Teng, Wendi Zheng, Ming Ding, Shiyu Huang, Jiazheng Xu, Yuanming Yang, Wenyi Hong, Xiaohan Zhang, Guanyu Feng, et al. Cogvideox: Text-to-video diffusion models with an expert transformer. *arXiv preprint arXiv:2408.06072*, 2024. 6, 7
- [53] Jianhui Yu, Hao Zhu, Liming Jiang, Chen Change Loy, Weidong Cai, and Wayne Wu. Celebv-text: A large-scale facial text-video dataset, 2023. 2
- [54] Hang Zhang, Xin Li, and Lidong Bing. Video-llama: An instruction-tuned audio-visual language model for video understanding. *arXiv preprint arXiv:2306.02858*, 2023. 2, 4
- [55] Shiwei Zhang, Jiayu Wang, Yingya Zhang, Kang Zhao, Hangjie Yuan, Zhiwu Qin, Xiang Wang, Deli Zhao, and Jingren Zhou. I2vgen-xl: High-quality image-to-video

synthesis via cascaded diffusion models. *arXiv preprint arXiv:2311.04145*, 2023. [2](#)

- [56] Zhichao Zhang, Xinyue Li, Wei Sun, Jun Jia, Xiongkuo Min, Zicheng Zhang, Chunyi Li, Zijian Chen, Puyi Wang, Zhong-peng Ji, Fengyu Sun, Shangling Jui, and Guangtao Zhai. Benchmarking aigc video quality assessment: A dataset and unified model, 2024. [2](#), [7](#)

# Neuro-Symbolic Evaluation of Text-to-Video Models using Formal Verification

## Supplementary Material

### 9. Temporal Logic Operation Example

Given a set of atomic propositions  $\mathcal{P} = \{\text{Event A, Event B}\}$ , the TL specification  $\Phi = \square \text{Event A}$  (read as ‘‘Always Event A’’) means that ‘Event A’ is `True` for every step in the sequence. Additionally,  $\Phi = \diamond \text{Event B}$  (read as ‘‘eventually event b’’) indicates that there exists at least one ‘Event B’ in the sequence. Lastly,  $\Phi = \text{Event A} \cup \text{Event B}$  (read as ‘‘Event A Until Event B’’) means that ‘Event A’ exists until ‘Event B’ becomes `True`, and then ‘Event B’ remains `True` for all future steps.

### 10. Prompt Understanding via Temporal Logic Specification (PULS)

In order to fully parse  $\mathcal{D}_{\text{train}}$ , we first begin with the larger dataset  $\mathcal{D}$  with size  $\mathcal{B}$  where  $\mathcal{D} = \mathcal{D}_{\text{T2P}} \cup \mathcal{D}_{\text{T2TL}}$ .  $\mathcal{D}_{\text{T2P}}$  and  $\mathcal{D}_{\text{T2TL}}$  are defined as the following:

$$\mathcal{D}_{\text{T2P}} = \{(\mathcal{T}_i, \mathcal{P}_i)\}_{i=1}^{\mathcal{B}}, \quad \mathcal{D}_{\text{T2P}} \subset \mathcal{D}, \quad (11)$$

$$\mathcal{D}_{\text{T2TL}} = \{(\mathcal{T}_i, \mathcal{P}_i, \Phi_i)\}_{i=1}^{\mathcal{B}}, \quad \mathcal{D}_{\text{T2TL}} \subset \mathcal{D}. \quad (12)$$

Using these datasets, we use *PULS* to find a specification  $\Phi$  for each mode and for a given text prompt  $\mathcal{T}$  using the following algorithm.

---

#### Algorithm 2: PULS

---

**Require:** LLM Prompt Optimizer MIPROv2

**Input:** List of mode  $M$ , text prompt  $\mathcal{T}$ , training examples  $\mathcal{D}_{\text{T2P}}$  and  $\mathcal{D}_{\text{T2TL}}$ , number of few shot examples  $\mathcal{N}$

**Prompts:** Modules  $LM_{\text{T2P}}$  and  $LM_{\text{T2TL}}$

**Output:** TL Specification  $\Phi$

```

1 begin
2    $\Phi \leftarrow \{\}$  // Initialize empty set  $\Phi$ 
3   for  $m \in M$  do
4      $\mathcal{D}_{\text{T2P}|_{\text{train}}} = \text{MIPROv2.optimize}(\mathcal{D}_{\text{T2P}}, m, \mathcal{N})$ 
      // Find optimal fewshot dataset
5      $\mathcal{D}_{\text{T2TL}|_{\text{train}}} = \text{MIPROv2.optimize}(\mathcal{D}_{\text{T2TL}}, m, \mathcal{N})$ 
      // Find optimal fewshot dataset
6      $\theta_{\text{T2P}}^* \leftarrow \{(\mathcal{T}_i, \mathcal{P}_i) \mid \mathcal{T}_i, \mathcal{P}_i \in \mathcal{D}_{\text{T2P}|_{\text{train}}}\}_{i=1}^{\mathcal{N}}$ 
      // Update parameters
7      $\theta_{\text{T2TL}}^* \leftarrow \{(\mathcal{T}_i, \mathcal{P}_i, \Phi_i) \mid \mathcal{T}_i, \mathcal{P}_i, \Phi_i \in \mathcal{D}_{\text{T2TL}|_{\text{train}}}\}_{i=1}^{\mathcal{N}}$ 
      // Update parameters
8      $\mathcal{P} = LM_{\text{T2P}}(\mathcal{T}, m, \theta_{\text{T2P}}^*)$  // Compute
      propositions
9      $\Phi \leftarrow \Phi \cup \{LM_{\text{T2TL}}(\mathcal{T}, \mathcal{P}, m, \theta_{\text{T2TL}}^*)\}$ 
      // Compute specification
10    end for
11  return  $\Phi$ 

```

---

### 10.1. DSPy & MIPROv2

To evaluate L4-5 of Algorithm 2, *PULS* uses DSPy and MIPROv2 to optimize the prompts by selecting the appropriate subset of  $\mathcal{D}_{\text{T2P}}$  and  $\mathcal{D}_{\text{T2TL}}$  respectively. First, it creates a bootstrap dataset  $\mathcal{D}'$  from the original dataset  $\mathcal{D}$ . This dataset comprises effective few-shot examples that are generated using rejection sampling. Since the bootstrapping process is done for both  $\mathcal{D}_{\text{T2P}}$  and  $\mathcal{D}_{\text{T2TL}}$ , we can say  $\mathcal{D}' = \mathcal{D}'_{\text{T2P}} \cup \mathcal{D}'_{\text{T2TL}}$ .

Next, *PULS* proposes  $k$  different instructions using an LLM depending on the properties of the original dataset  $\mathcal{D}$  and the original instruction, yielding the instruction sets  $\mathbf{x}_{\text{T2P}} = \{x_{\text{T2P}_j}\}_{j=0}^k$  and  $\mathbf{x}_{\text{T2TL}} = \{x_{\text{T2TL}_j}\}_{j=0}^k$ . Thus, given a particular dataset entry  $i$  and instruction  $j$ :

$$\mathcal{P}_{i,j}^{\text{pred}} = \text{LLM}(\mathcal{T}_i, x_{\text{T2P}_j}, \theta_{llm}), \quad \mathcal{T}_i \in \mathcal{D}'_{\text{T2P}} \quad (13)$$

$$\Phi_{i,j}^{\text{pred}} = \text{LLM}(\mathcal{T}_i, \mathcal{P}_i, x_{\text{T2TL}_j}, \theta_{llm}), \quad \mathcal{T}_i, \mathcal{P}_i \in \mathcal{D}'_{\text{T2TL}} \quad (14)$$

Accuracy functions are defined as the following, where  $\pi$  is an evaluation metric that returns a similarity score between 0 and 1 of its inputs:

$$f_{\text{T2P}}(\mathcal{D}'_{\text{T2P}}, i, j) = \pi(\mathcal{P}_i, \mathcal{P}_{i,j}^{\text{pred}}), \quad \mathcal{P}_i \in \mathcal{D}'_{\text{T2P}} \quad (15)$$

$$f_{\text{T2TL}}(\mathcal{D}'_{\text{T2TL}}, i, j) = \pi(\Phi_i, \Phi_{i,j}^{\text{pred}}), \quad \Phi_i \in \mathcal{D}'_{\text{T2TL}} \quad (16)$$

Bayesian Optimization is used to create an optimal subset,  $\mathcal{D}_{\text{train}}$  of size  $\mathcal{N}$ , with the following operation:

$$\mathcal{D}_{\text{T2P}|_{\text{train}}} = \arg \max_{\mathcal{D}_s \subset \mathcal{D}'_{\text{T2P}}, |\mathcal{D}_s| = \mathcal{N}} \left[ \sum_{i \in \mathcal{D}_s} \max_{0 \leq j \leq k} f_{\text{T2P}}(\mathcal{D}_s, i, j) \right] \quad (17)$$

$$\mathcal{D}_{\text{T2TL}|_{\text{train}}} = \arg \max_{\mathcal{D}_s \subset \mathcal{D}'_{\text{T2TL}}, |\mathcal{D}_s| = \mathcal{N}} \left[ \sum_{i \in \mathcal{D}_s} \max_{0 \leq j \leq k} f_{\text{T2TL}}(\mathcal{D}_s, i, j) \right] \quad (18)$$

$$\mathcal{D}_{\text{train}} = \mathcal{D}_{\text{T2P}|_{\text{train}}} \cup \mathcal{D}_{\text{T2TL}|_{\text{train}}}. \quad (19)$$

With this process,  $\mathcal{D}_{\text{train}}$  can be used as an effective few-shot dataset for *PULS*.  $LM_{\text{T2P}}$  uses  $\mathcal{D}_{\text{T2P}|_{\text{train}}}$  and  $LM_{\text{T2TL}}$  uses  $\mathcal{D}_{\text{T2TL}|_{\text{train}}}$  as their datasets. Prompt 1 and Prompt 2 detail the system prompts for the overall consistency mode in  $LM_{\text{T2P}}$  and  $LM_{\text{T2TL}}$  respectively.



### PULS Prompt for Text to Propositions (.md)

```
**System Message**:  
Your input fields are:  
1. 'input_prompt' (str): Input prompt  
summarizing what happened in a video.  
Your output fields are:  
1. 'reasoning' (str)  
2. 'output_propositions' (str): A list  
of atomic propositions that correlate with  
the inputted prompt. For example, for a  
prompt such as 'A person holding a hotdog is  
walking down to the street where many cars  
next to the huge truck', the propositions are  
'person holds hotdog', 'person walks', and  
'car next to truck'. This outputted list of  
propositions MUST be formatted as: [prop1,  
prop2, prop3].  
Your objective is:  
Convert from a prompt to a list of  
propositions using the following schema.  
  
-----  
**User message**:  
Input Prompt: A boat sailing leisurely along  
the Seine River with the Eiffel Tower in  
background, zoom out.  
Respond with the corresponding output fields,  
starting with the field 'reasoning', then  
'output_propositions'.  
  
**Assistant message**:  
Reasoning: Not supplied for this particular  
example.  
Output Propositions: ['There is a boat', 'The  
boat is sailing leisurely', 'The boat is along  
the Seine River', 'The Eiffel Tower is in the  
background', 'The view is zooming out']  
  
...  
< redacted more examples >  
...
```

Prompt 1. **T2P Prompt for PULS.** System prompt to map prompts to the propositions for the “Overall Consistency” mode. Other modes follow a similar structure, albeit with minor changes in instructions and few-shot examples.

## 11. Vision Language Model Calibration

In this section, we provide the implementation details to detect the existence of propositions obtained by PULS to label each frame in the synthetic video. First, we describe how VLMs conduct inference and then describe the methodology for obtaining the optimal thresholds for calibrating the vision language model.

### 11.1. Inference Via Vision Language Models

We use VLM as a semantic detector as explained in Section 4.2. We pass each atomic proposition  $p_i \in \mathcal{P}$  such as “person”, “car”, “person in the car”, etc. along with Section 11.1. Once the VLM outputs either ‘Yes’ or ‘No’, we compute the token probability of the response and use it as a confidence score for the detection.

### PULS Prompt for Text to Temporal Logic (.md)

```
**System Message**:  
Your input fields are:  
1. 'input_prompt' (str): Input prompt  
summarizing what happened in a video.  
2. 'input_propositions' (str): A list of  
atomic propositions in the video.  
Your output fields are:  
1. 'reasoning' (str)  
2. 'output_specification' (str): The formal  
specification of the event sequence. The  
response will be a linear temporal logic (LTL)  
formula made of the inputted propositions  
combined with LTL symbols. Each symbol can  
only be one of ['AND', 'OR', 'NOT', 'UNTIL',  
'ALWAYS', 'EVENTUALLY'].  
Your objective is:  
Convert from a prompt and a list of  
propositions to a TL specification using  
the following schema.  
  
-----  
**User message**:  
Input Prompt: A baseball glove on the right  
of a tennis racket, front view.  
Input Propositions: ['There is a baseball  
glove', 'There is a tennis racket', 'The  
baseball glove is on the right of the tennis  
racket', 'The view is from the front']  
Respond with the corresponding output fields,  
starting with the field 'reasoning', then  
'output_specification'.  
  
**Assistant message**:  
Reasoning: Not supplied for this particular  
example.  
Output Specification: (There is a baseball  
glove AND There is a tennis racket AND The  
baseball glove is on the right of the tennis  
racket AND The view is from the front)  
  
...  
< redacted more examples >  
...
```

Prompt 2. **T2TL Prompt for PULS.** System prompt to map prompts and propositions for the “Overall Consistency” mode. Other modes follow a similar structure, albeit with minor changes in instructions and few-shot examples.

### Prompt for Semantic Detector (VLM)

```
Is there {atomic proposition ( $p_i$ )} present in  
the sequence of frames?  
[PARSING RULE] 1. You must only return a Yes  
or No, and not both, to any question asked.  
2. You must not include any other symbols,  
information, text, or justification in your  
answer or repeat Yes or No multiple times.  
3. For example, if the question is 'Is there  
a cat present in the Image?', the answer must  
only be 'Yes' or 'No'.
```

Prompt 3. **Semantic Detector VLM.** Used to identify the atomic proposition within the frame by initiating VLM with a single frame or a series of frames.

## 11.2. False Positive Threshold Identification

**Dataset for Calibration:** We utilize the COCO Captions [7] dataset to calibrate the following open-source vision language models – InternVL2 Series (1B, 2B, 8B) [43] and LLaMA-3.2 Vision Instruct [2] – for *NeuS-V*. Given that each image-caption pair in the dataset is positive coupling, we construct a set of negative image-caption pairs by randomly pairing an image with any other caption corresponding to a different image in the dataset. Once we construct the calibration dataset, which comprises 40000 image-caption pairs, we utilize the VLM to output a ‘Yes’ or a ‘No’ for each pair.

**Thresholding Methodology** We can identify the optimal threshold for the VLM by treating the above problem as either a single-class or multi-class classification problem. We opt to do the latter. The process involves first compiling detections into a list of confidence scores and one-hot encoded ground truth labels. We then sweep through all available confidence scores to identify the optimal threshold. Here, we calculate the proportion of correct predictions by applying each threshold (see Figure 7). The optimal threshold is identified by maximizing accuracy, which is the ratio of the true positive and true negative predictions. Additionally, to comprehensively evaluate model behavior, we compute Receiver Operating Characteristics (ROC) as shown in Figure 7, by computing the true positive rate (TPR), and false positive rate (FPR) across all thresholds. Once we obtain the optimal threshold, we utilize it to calibrate the predictions from the VLM. We show the accuracy vs confidence plots before and after calibration in Figure 7.

## 12. Video Automaton Generation Function

Given a calibrated score set (see Equation (20)) across all frames  $\mathcal{F}_n$  (where  $n$  is the frame index of the video) and propositions in  $\mathcal{P}$ , we construct the video automaton  $\mathcal{A}_V$  using the video automaton generation function (see Equation (7)).

$$C^* = \{C_{p_i,j}^* \mid p_i \in \mathcal{P}, j \in \{1, 2, \dots, n\}\}. \quad (20)$$

As shown in Algorithm 3, we first initialize the components of the automaton, including the state set  $Q$ , the label set  $\lambda$ , and the transition probability set  $\delta$ , all with the initial state  $q_0$ . Next, we iterate over  $C^*$ , incrementally constructing the video automaton by adding states and transitions for each frame. This process incorporates the proposition set and associated probabilities of all atomic propositions. We compute possible labels for each frame as binary combinations of  $\mathcal{P}$  and calculate their probabilities using the  $C^*$ .

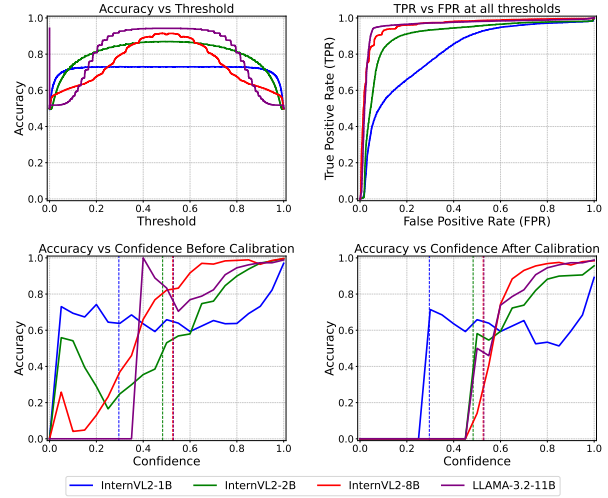


Figure 7. **Calibration Plots.** We plot the accuracy vs threshold for all VLMs on our calibration dataset constructed from the COCO Caption dataset (top left). We plot the True Positive Rate (TPR) vs False Positive Rate (FPR) across all thresholds on the top right. Finally, the bottom plots show the confidence vs accuracy of the model before and after calibration, respectively.

## 13. NeuS-V Prompt Suite

**Creating the Dataset:** Our dataset is carefully designed to evaluate temporal fidelity and event sequencing in generated videos. It spans four themes – ‘Nature’, ‘Human & Animal Activities’, ‘Object Interactions’, and ‘Driving Data’, with each theme containing 40 prompts. These prompts vary in complexity, categorized into 20 basic, 15 intermediate, and five advanced prompts based on the number of temporal and logical operators (see Table 5). These prompts were generated using GPT-4o with the system prompt in Prompt 4. To ensure quality, each prompt was manually verified for clarity, completeness, and relevance.

**Generating Videos from Prompts:** We generated videos for all 160 prompts using both open-source and closed-source models. For open-source models, we utilized pre-trained weights and code by cloning their HuggingFace Spaces and querying them using `huggingface_client`. For closed-source models (Gen3 and Pika), we implemented a custom CLI that reverse-engineers their front-end interfaces to automate video generation requests. In total, we produced 640 videos (160 prompts  $\times$  four models). We also plan to launch a publicly available leaderboard on HuggingFace after acceptance, which will allow continuous evaluation of new T2V models as they emerge.

**Annotations:** Annotations were crowdsourced from 20 participants, including contributors from social media platforms like X (formerly Twitter) and LinkedIn. As shown in Figure 8, annotators were instructed to evaluate the alignment of videos with their corresponding prompts while disentangling visual quality from text-to-video alignment.

**Insights into Prompts:** We showcase representative examples from our dataset in Table 6 and Table 7, highlighting the diversity and complexity of prompts. These examples provide prompts to represent them in different modes. In the future, we plan to expand the dataset by adding more prompts across existing themes and introducing new categories to further enhance its utility and scope.

Theme	Complexity			Total Prompts
	Basic	Intermediate	Advanced	
Nature	20	15	5	40
Human & Animal Activities	20	15	5	40
Object Interactions	20	15	5	40
Driving Data	20	15	5	40
<b>Total</b>	<b>80</b>	<b>60</b>	<b>20</b>	<b>160</b>

Table 5. **Statistics of *NeuS-V* Prompt Suite.** We include prompts from various themes across different complexities to evaluate T2V models on a total of 160 prompts.

---

**Algorithm 3: Video Automaton Generation**

---

**Input:** Set of semantic score across all frames given all atomic propositions

$\{C^* = C_{p_i,j}^* \mid p_i \in \mathcal{P}, j \in \{1, 2, \dots, n\}\}$ , set of atomic propositions  $\mathcal{P}$

**Output:** Video automaton  $\mathcal{A}_V$

```
1 begin
2    $Q \leftarrow \{q_0\}$  // Initialize the set of states with the initial state
3    $\lambda \leftarrow \{(q_0, \text{initial})\}$  // Initialize the set of labels with the initial label
4    $\delta \leftarrow \{\}$  // Initialize the set of state transitions
5    $Q_p \leftarrow \{q_0\}$  // Track the set of previously visited states
6    $n \leftarrow \frac{|C^*|}{|\mathcal{P}|}$  // Calculate the total number of frames  $n$ 
7   for  $j \leftarrow 1$  to  $n$  do
8      $Q_c \leftarrow \{\}$  // Track the set of current states
9     for  $e_j^k \in 2^{|\mathcal{P}|}$  do
10      //  $e_j^k$ : unique combination of 0s and 1s for atomic propositions in  $\mathcal{P}$ 
11       $\lambda(q_j^k) = \{v_1, v_2, \dots, v_i \mid v_i \in \{1, 0\}, \forall i \in \{1, 2, \dots, |\mathcal{P}|\}\}$ 
12       $pr(j, k) \leftarrow 1$  // Initialize probability for the label
13      for  $v_i \in \lambda(q_j^k)$  do
14        // Calculate probability for  $e_j^k$ 
15        if  $v_i = 1$  then
16           $pr(j, k) \leftarrow pr(j, k) \cdot C_{p_i,j}^*$ 
17        else
18           $pr(j, k) \leftarrow pr(j, k) \cdot (1 - C_{p_i,j}^*)$ 
19        // Add state and define transitions if the probability is positive
20        if  $pr(j, k) > 0$  then
21           $Q \leftarrow Q \cup \{q_j^k\}$ 
22           $Q_c \leftarrow Q_c \cup \{q_j^k\}$ 
23           $\lambda \leftarrow \lambda \cup \{(q_j^k, \lambda(q_j^k))\}$ 
24          for  $q_{j-1} \in Q_p$  do
25             $\delta(q_{j-1}, q_j^k) \leftarrow pr(j, k)$ 
26             $\delta \leftarrow \delta \cup \{\delta(q_{j-1}, q_j^k)\}$ 
27          end for
28        end for
29       $Q_p \leftarrow Q_c$  // Update previous state
30    end for
31  end for
32  // Add terminal state
33   $Q \leftarrow Q \cup \{q_{j+1}^0\}$ 
34   $\lambda \leftarrow \lambda \cup \{(q_{j+1}^0, \text{terminal})\}$ 
35  for  $q_{j-1} \in Q_p$  do
36     $\delta(q_{j-1}, q_{j+1}^0) \leftarrow 1$ 
37     $\delta \leftarrow \delta \cup \{\delta(q_{j-1}, q_{j+1}^0)\}$ 
38  end for // Return video automaton
39   $\mathcal{A}_V \leftarrow (Q, q_0, \delta, \lambda)$ 
40  return  $\mathcal{A}_V$ 
```

---



## Generating Temporally Extended Prompts (.md)

**Objective:** Generate individual prompts for a text-to-video generation benchmark. Each prompt should focus on specific temporal operators and adhere to the given theme and complexity level. Your goal is to create clear, vivid prompts that illustrate events occurring in time, with a strong emphasis on temporal relationships.

---

#### **Instructions for Prompt Generation**

- Theme:** One of the following themes: Nature, Human and Animal Activities, Object Interactions, or Driving Data
- Complexity Level:**
  - Basic (1 Operator):** Use only **one** temporal operator ("Always," "And," or "Until") in the prompt.
  - Intermediate (2 Operators):** Use **two** temporal operators in a sequence. The prompt should clearly connect the events with each operator in a natural, coherent way.
  - Advanced (3 Operators):** Use **three** temporal operators in a chain, showing a progression of events. Each part should flow logically to the next.
- Available Temporal Operators:**
  - "Always":** Describes an event that continuously occurs in the background or context.
  - "And":** Combines two events happening simultaneously or in coordination.
  - "Until":** Describes an event that occurs until another event starts.

---

#### **Examples**

##### **Theme: Nature**

- Basic (1 Operator):**
  - "Always a river flowing gently."
  - "Rain pouring until the sun comes out."
  - "A bird chirping and a dog barking nearby."

...

< redacted more examples >

...

---

**Ensure** that each prompt uses only the specified number of operators based on complexity, with clear temporal transitions between events. Use vivid language to create a realistic and engaging scenario. Try not to use language that is too abstract or ambiguous, focusing on concrete actions and events. Do not include any acoustic information in the prompts, as they are meant to describe visual scenes only.

I shall provide you with a theme, complexity level, and the number of prompts you need to generate. You must only output the prompts, each on a new line, without any additional information.

Are you ready?

## Video Annotation Tool

### Caption

A tree swaying and birds nesting in its branches

### Video: 1



### Quality Score

Rate the visual quality of the video regardless of how poorly it adheres to the caption.


Moderate artifacts, somewhat clear movement

### Alignment Score

Rate how well the video aligns with the caption regardless of how poor the visual quality is.

Moderate alignment with the prompt

### Video: 2



### Quality Score

Rate the visual quality of the video regardless of how poorly it adheres to the caption.

Moderate artifacts, somewhat clear movement

### Alignment Score

Rate how well the video aligns with the caption regardless of how poor the visual quality is.

Moderate alignment with the prompt

### Video: 3



### Quality Score

Rate the visual quality of the video regardless of how poorly it adheres to the caption.


Moderate artifacts, somewhat clear movement

### Alignment Score

Rate how well the video aligns with the caption regardless of how poor the visual quality is.

Moderate alignment with the prompt

### Video: 4



### Quality Score

Rate the visual quality of the video regardless of how poorly it adheres to the caption.

Moderate artifacts, somewhat clear movement

### Alignment Score

Rate how well the video aligns with the caption regardless of how poor the visual quality is.

Moderate alignment with the prompt

Submit Annotation

Prompt 4. **System Prompt for NeuS-V Prompt Suite.** Used to query GPT-4o to generate temporally extended prompts across different themes and complexities.

Figure 8. **Tool for Annotating Videos.** Subjects are instructed to disambiguate quality and alignment during annotation, scoring each from a range of 1 through 5.

Theme	Complexity	Prompts and Specification Modes
Nature	Basic	<b>Prompt:</b> Snow falling until it covers the ground <b>Object Existence:</b> (“snow”) U (“ground”) <b>Object Action Alignment:</b> (“snow_falls” U “ground_is_covered”) <b>Spatial Relationship:</b> F (“snow_covers_ground”) <b>Overall Consistency:</b> (“snow_falling” U “it_covers_the_ground”)
		<b>Prompt:</b> Always waves crashing against the rocky shore <b>Object Existence:</b> G (“waves” & “shore”) <b>Object Action Alignment:</b> G (“waves_crash_against_rocky_shore”) <b>Spatial Relationship:</b> G (“waves_on_shore”) <b>Overall Consistency:</b> G (“waves_crashing_against_the_rocky_shore”)
	Intermediate	<b>Prompt:</b> The sun shining until the clouds gather, and then rain begins to fall <b>Object Existence:</b> (“sun_shining” U “clouds_gather”) & F (“rain_begins_to_fall”) <b>Object Action Alignment:</b> (“sun_shines” U “clouds_gather”) & F (“rain_falls”) <b>Spatial Relationship:</b> G (“sun_over_horizon” & “dew_on_grass”) <b>Overall Consistency:</b> (“sun_shining” U “clouds_gather”) & F (“rain_begins_to_fall”)
		<b>Prompt:</b> A butterfly resting on a flower until a gust of wind comes, and then it flies away <b>Object Existence:</b> (“butterfly” & “flower”) U (“wind”) <b>Object Action Alignment:</b> (“butterfly_rests_on_flower” U “gust_of_wind_comes”) & F (“butterfly_flies_away”) <b>Spatial Relationship:</b> (“butterfly_on_flower”) U (“butterfly_flies_away”) <b>Overall Consistency:</b> (“butterfly_resting_on_a_flower” U “gust_of_wind_comes”) & F (“it_flies_away”)
	Advanced	<b>Prompt:</b> Always a river flowing quietly through the valley, until the sky darkens with storm clouds, and rain begins to pour heavily <b>Object Existence:</b> G (“river” & “storm_clouds”) <b>Object Action Alignment:</b> (“river_flows_quietly” U “sky_darkens”) & F (“rain_pours”) <b>Spatial Relationship:</b> G (“river_flowng_through_valley”) U (“sky_darkens_with_storm_clouds”) & F (“rain_begins_to_pour_heavily”) <b>Overall Consistency:</b> G (“river_flowng_quietly_through_the_valley”) U (“sky_darkens_with_storm_clouds”) & F (“rain_begins_to_pour_heavily”)
		<b>Prompt:</b> Always a river flowing quietly through the valley, until the sky darkens with storm clouds, and rain begins to pour heavily <b>Object Existence:</b> G (“river” & “storm_clouds”) <b>Object Action Alignment:</b> (“river_flows_quietly” U “sky_darkens”) & F (“rain_pours”) <b>Spatial Relationship:</b> G (“river_flowng_through_valley”) U (“sky_darkens_with_storm_clouds”) & F (“rain_begins_to_pour_heavily”) <b>Overall Consistency:</b> G (“river_flowng_quietly_through_the_valley”) U (“sky_darkens_with_storm_clouds”) & F (“rain_begins_to_pour_heavily”)
Human and Animal Activities	Basic	<b>Prompt:</b> A dog barking until someone throws a ball <b>Object Existence:</b> (“dog”) U (“ball”) <b>Object Action Alignment:</b> (“dog_barks” U “someone_throws_ball”) <b>Spatial Relationship:</b> G (“clock_on_mantle” & “fireplace_beneath_mantle”) <b>Overall Consistency:</b> (“dog_barking” U “someone_throws_a_ball”)
		<b>Prompt:</b> A bird singing until it flies away to another branch <b>Object Existence:</b> (“bird”) U (“branch”) <b>Object Action Alignment:</b> (“bird_sings” U “bird_flies_away_to_another_branch”) <b>Spatial Relationship:</b> (“bird_on_branch”) U (“bird_on_different_branch”) <b>Overall Consistency:</b> (“bird_singing” U “it_flies_away_to_another_branch”)
	Intermediate	<b>Prompt:</b> A child building a sandcastle until the tide rises, and then they watch it wash away <b>Object Existence:</b> (“child” & “sandcastle”) U “tide” <b>Object Action Alignment:</b> (“child_builds_sandcastle” U “tide_rises”) & F (“child_watches_it_wash_away”) <b>Spatial Relationship:</b> (“child_building_sandcastle” U “tide_rises”) <b>Overall Consistency:</b> (“child_building_a_sandcastle” U “tide_rises”) & F (“child_watches_sandcastle_wash_away”)
		<b>Prompt:</b> Always a cat lounging on the porch, and butterflies fluttering around <b>Object Existence:</b> G (“cat” & “butterflies”) <b>Object Action Alignment:</b> G (“cat_lounges” & “butterflies_flutter”) <b>Spatial Relationship:</b> G (“cat_lounging_on_porch” & “butterflies_fluttering_around”) <b>Overall Consistency:</b> G (“cat_lounging_on_the_porch” & “butterflies_fluttering_around”)
	Advanced	<b>Prompt:</b> A dog digging in the backyard, until its owner arrives, and then they play fetch together <b>Object Existence:</b> (“dog” & “backyard”) U (“owner” & “ball”) <b>Object Action Alignment:</b> (“dog_digs_in_backyard” U “owner_arrives”) & F (“dog_plays_fetch_with_owner”) <b>Spatial Relationship:</b> (“dog_in_backyard”) U (“owner_arrives”) <b>Overall Consistency:</b> (“dog_digging_in_the_backyard” U “its_owner_arrives”) & F (“they_play_fetch_together”)
		<b>Prompt:</b> A dog digging in the backyard, until its owner arrives, and then they play fetch together <b>Object Existence:</b> (“dog” & “backyard”) U (“owner” & “ball”) <b>Object Action Alignment:</b> (“dog_digs_in_backyard” U “owner_arrives”) & F (“dog_plays_fetch_with_owner”) <b>Spatial Relationship:</b> (“dog_in_backyard”) U (“owner_arrives”) <b>Overall Consistency:</b> (“dog_digging_in_the_backyard” U “its_owner_arrives”) & F (“they_play_fetch_together”)

Table 6. *NeuS-V Prompt Suite*: Illustrative prompts and their detailed specifications (across all four modes) for varying complexities within the “Nature” and “Human and Animal Activities” themes.

