

Computational methods for finding bi-regular cages

Jan Goedgebeur ^{*†}Jorik Jooken ^{*}Tibo Van den Eede ^{*}

Abstract

An $(\{r, m\}; g)$ -graph is a (simple, undirected) graph of girth $g \geq 3$ with vertices of degrees r and m where $2 \leq r < m$. Given r, m, g , we seek the $(\{r, m\}; g)$ -graphs of minimum order, called $(\{r, m\}; g)$ -cages or *bi-regular cages*, whose order is denoted by $n(\{r, m\}; g)$. In this paper, we use computational methods for finding $(\{r, m\}; g)$ -graphs of small order. Firstly, we present an exhaustive generation algorithm, which leads to – previously unknown – exhaustive lists of $(\{r, m\}; g)$ -cages for 24 different triples (r, m, g) . This also leads to the improvement of the lower bound of $n(\{4, 5\}; 7)$ from 66 to 69. Secondly, we improve 49 upper bounds of $n(\{r, m\}; g)$ based on constructions that start from r -regular graphs. Lastly, we generalize a theorem by Aguilar, Araujo-Pardo and Berman [arXiv:2305.03290, 2023], leading to 73 additional improved upper bounds.

Keywords— Graph algorithms, Extremal problems, Cage Problem, Degree sequences.

Math. Subj. Class. (2020)— 05C07, 05C35, 05C85, 68R10, 90C35

1 Introduction

The Cage Problem is a renowned problem in extremal graph theory and revolves around finding (the order of) a specific type of graphs called *cages*. An (r, g) -graph is a simple undirected r -regular graph of girth g , where the latter means that its shortest cycle has length g . An (r, g) -cage, or simply *cage*, is an (r, g) -graph of minimum order. The order of an (r, g) -cage is denoted by $n(r, g)$. Cages were first introduced in 1947 by Tutte [46]. In 1963 Sachs proved that for all $r \geq 2$ and $g \geq 3$ an (r, g) -graph always exists [45]. Nevertheless, (r, g) -cages were only determined for a limited number of pairs (r, g) as this is a notoriously hard problem. For pairs (r, g) where (r, g) -cages are unknown, only lower and upper bounds for $n(r, g)$ have been established. For an overview of the known cages and bounds, we refer to [21]. We now mention a well-known lower bound, called the *Moore bound* $M(r, g)$, for $n(r, g)$ (which holds for any $r \geq 2$ and $g \geq 3$).

$$n(r, g) \geq M(r, g) = \begin{cases} 1 + r \sum_{i=0}^{t-1} (r-1)^i & \text{for } g = 2t + 1 \\ 2 \sum_{i=0}^{t-1} (r-1)^i & \text{for } g = 2t. \end{cases} \quad (1)$$

This bound follows from constructing a tree, called the *Moore tree*, with all internal vertices of degree r until depth $\lfloor (g-1)/2 \rfloor$. For odd g , the tree has a vertex as root and for even g we consider an edge as the root. This tree occurs as a subgraph of any (r, g) -graph.

Due to the difficulty of the original Cage Problem, researchers started looking at variants of cages. One of the most studied variants is the bi-regular cage. An $(\{r, m\}; g)$ -graph is a graph with degree set $\{r, m\}$ where $r < m$ and girth g . Analogously, an $(\{r, m\}; g)$ -cage or *bi-regular cage* is an $(\{r, m\}; g)$ -graph of minimum order and this order is denoted by $n(\{r, m\}; g)$. The existence of $(\{r, m\}; g)$ -graphs for $2 \leq r < m$ and $g \geq 3$ was proven in 1981 by Chartrand, Gould and Kapoor [13]. Furthermore, there is a lower bound $M(\{r, m\}; g)$ for $n(\{r, m\}; g)$ for any $2 \leq r < m$ and $g \geq 3$ similar to the Moore bound for $n(r, g)$. The only difference is that we replace a vertex of degree r by a vertex of degree m in the root of the Moore tree.

$$n(\{r, m\}; g) \geq M(\{r, m\}; g) = \begin{cases} 1 + m \sum_{i=0}^{t-1} (r-1)^i & \text{for } g = 2t + 1 \\ 1 + m \sum_{i=0}^{t-2} (r-1)^i + (r-1)^{t-1} & \text{for } g = 2t. \end{cases} \quad (2)$$

^{*}Department of Computer Science, KU Leuven Campus Kulak-Kortrijk, Etienne Sabbelaan 53, 8500 Kortrijk, Belgium. jan.goedgebeur@kuleuven.be, jorik.jooken@kuleuven.be, and tibo.vandeneede@kuleuven.be

[†]Department of Applied Mathematics, Computer Science and Statistics, Ghent University, Krijgslaan 281-S9, 9000 Ghent, Belgium.

We note that $(\{r, m\}; 3)$ [30], $(\{2, m\}; g)$ and $(\{r, m\}; 4)$ [13] are considered to be the easier cases, as there bi-regular cages are known for all r, m, g . A considerable amount of research has been done on finding bi-regular cages and improving lower and upper bounds for $n(\{r, m\}; g)$, including [1, 2, 3, 4, 5, 7, 9, 19, 22, 28, 51]. In particular, Exoo and Jacjay proved in [22] that for every $r \geq 3$ and odd $g \geq 3$ there exists an m_0 such that for every even $m \geq m_0$, it holds that $n(\{r, m\}; g) = M(\{r, m\}; g)$, thereby solving the problem asymptotically for odd girth. Moreover, when r is odd, the restriction on the parity of m can be removed. However, m_0 is only known for a very limited number of pairs (r, m) . On top of that, this result leaves $n(\{r, m\}; g)$ for $m < m_0$ unresolved. Besides this, in contrast with odd girth, it holds that $n(\{r, m\}; g) > M(\{r, m\}; g)$ for even $g \geq 6$ [3, 51]. Hence, many orders of bi-regular cages are still unknown and in even more cases the complete lists of such graphs have not been determined.

Furthermore, most of the papers on bi-regular cages do not mention the use of computers. This contrasts with the original Cage Problem where computer methods led to finding multiple (r, g) -cages and improving lower and upper bounds for $n(r, g)$ in, among others, [10, 12, 14, 20, 23, 32]. Motivated by these results, we introduce computer(-aided) methods in this paper, leading to – previously unknown – exhaustive lists of bi-regular cages for 24 different triples (r, m, g) and improving lower and upper bounds for 122 triples within the ranges we consider.

1.1 Outline of the paper

The paper consists of three main sections, each presenting a different method for finding $(\{r, m\}; g)$ -graphs and describing its results. The code and data related to the computer methods we developed for this paper is available at <https://github.com/tiboat/biregGirthGraphs> [48]. Section 2 presents a backtracking algorithm to exhaustively generate $(\{r, m\}; g)$ -graphs of a given order. The pruning rules which make this algorithm efficient are obtained from theoretical results which we also present in this section. With this algorithm we generated 24 exhaustive lists of $(\{r, m\}; g)$ -cages and improved the lower bound of $n(\{4, 5\}; 7)$ from 66 to 69. Section 3 describes constructions for $(\{r, m\}; g)$ -graphs based on appropriate modification of r -regular graphs. Using existing lists of r -regular graphs as seeds we were able to improve 49 upper bounds on $n(\{r, m\}; g)$. Next, Section 4 generalizes a construction of $(\{r, m\}; g)$ -graphs out of (r, g) -graphs by Aguilar, Araujo-Pardo and Berman [2], also leading to improved upper bounds. Section 5 presents some concluding remarks and future work.

Appendix A describes extra steps that we took to ensure the correctness of the implementation of the exhaustive generation algorithm presented in Section 2. Appendix B summarizes the best known lower and upper bounds for $n(\{r, m\}; g)$ that we found in the literature, augmented with the bounds we were able to improve in this paper. The summary limits r, m, g to the ranges for which we were able to improve bounds with our methods from Sections 2 and 3.

1.2 Notation and definitions

The set of vertices and set of edges of a graph G are denoted by $V(G)$ and $E(G)$, respectively. An edge between two vertices v and w will be denoted by $\{v, w\}$. The degree of a vertex v is denoted by $\deg(v)$. We call a vertex v *isolated* if $\deg(v) = 0$. The girth of a graph G , which is the length of the shortest cycle in G , will be denoted by $g(G)$. The distance between two vertices v_1, v_2 in graph G is denoted by $\text{dist}_G(v_1, v_2)$ or simply $\text{dist}(v_1, v_2)$ if the graph in which we define this distance is clear from the context. We define the distance between a vertex u and an edge $\{v, w\}$ to be $\text{dist}(u, \{v, w\}) = \min(\text{dist}(u, v), \text{dist}(u, w))$ and define the distance between two edges $\{v_1, w_1\}, \{v_2, w_2\}$ to be $\text{dist}(\{v_1, w_1\}, \{v_2, w_2\}) = \min(\text{dist}(v_1, \{v_2, w_2\}), \text{dist}(w_1, \{v_2, w_2\}))$. In this paper a root w of a tree can either be a vertex or an edge. Suppose T is a tree with root w , then we denote the set of vertices at distance d from w as L_d . We say that the vertices of L_d are at *level* d . The subset $L_{d,k}$ of L_d denotes the set of vertices at distance d from w which have degree k . The set of vertices of a graph of degree k are denoted by V_k . Finally, we denote the set of pairwise non-isomorphic $(\{r, m\}; g)$ -graphs of order n as $\mathcal{G}_{r,m,g,n}$.

2 Exhaustive generation of $(\{r, m\}; g)$ -graphs

To exhaustively generate $(\{r, m\}; g)$ -graphs we make use of a backtracking algorithm. This algorithm is based on the one for (r, g) -graphs by McKay, Myrvold and Nadon [32], extended with the pruning rule from [23]. To generate $(\{r, m\}; g)$ -graphs we made several adaptations and found new pruning rules, which will be explained in this section. The algorithm from [32] starts with the Moore tree and recursively adds edges to it. For

$(\{r, m\}; g)$ -graphs we start with what we will call a *bi-regular Moore tree*. The order of this tree corresponds to the bi-regular Moore bound as mentioned in Eq. (2). The main algorithmic difficulty in comparison to (r, g) -graphs is (of course) that a vertex can be of either degree r or m instead of only one degree r . The new pruning rules limit which vertices cannot be of degree m and hence need to be of degree r . Before discussing the pruning rules, we first discuss a refined lower bound for $n(\{r, m\}; g)$ in Section 2.1, which will be useful for the pruning rules as described in Sections 2.2 and 2.3. Next, we present the backtracking algorithm in Section 2.4 and lastly, we discuss the results we obtained with the algorithm in Section 2.5.

2.1 Refined lower bound for $n(\{r, m\}; g)$

First, we explicitly define a bi-regular Moore tree, which we will abbreviate as BMT.

Definition 2.1 (Bi-regular Moore tree (BMT)). A tree with root w is a bi-regular Moore tree $T_{r,m,d}^{(w)}$ if

- $r < m$,
- $\deg(v_w) = m$ with $w = v_w$ or $w = \{u_w, v_w\}$,
- all internal vertices (non-leaves) have degree r or m , and
- the distance between w and all leaves equals d .

Example 2.2 (Bi-regular Moore tree (BMT)). Fig. 1 shows a BMT $T_{3,4,3}^{(v_w)}$ with root v_w of degree 4.

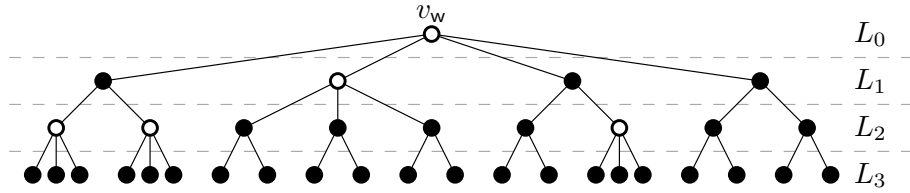


Figure 1: A BMT $T_{3,4,3}^{(v_w)}$.

In case only one vertex in the root of the BMT is of degree m , then the BMT corresponds to the tree associated with the bi-regular Moore bound (Eq. (2)) where $d = t$, $w = \{u_w, v_w\}$ for $g = 2t$ and $d = t - 1$, $w = v_w$ for $g = 2t - 1$. In this subsection we present a lower bound on the amount of vertices of an $(\{r, m\}; g)$ -graph given the amount of vertices of degree m on each level of the bi-regular Moore tree. With the notation that we introduced this means that we assume we know $|L_{i,m}|$ for $i \in \{0, \dots, d-1\}$. The fundamental, simple observation that will lead to the lower bound is the following.

Observation 2.3. Suppose $T_{r,m,d}^{(w)}$ is a BMT and $3 \leq r < m$. Then for all $j \in \{2, \dots, d\}$ it holds that

$$|L_j| = (m - r)|L_{j-1,m}| + (r - 1)|L_{j-1}|.$$

Proof. The amount of vertices at level j , $|L_j|$, is equal to the amount of edges between level $j - 1$ and level j . There are at least $r - 1$ edges for each vertex in L_{j-1} . For each vertex of degree m in L_{j-1} we have $m - r$ edges on top of that. \square

By rewriting $|L_j|$ in a non-recursive form (using Observation 2.3) and summing the amount of vertices on each level we obtain the more refined lower bound, presented in Theorem 2.4. A detailed derivation can be found in the Master's thesis of the third author [47, Section 3.1].

Theorem 2.4. Suppose $T_{r,m,d}^{(w)}$ is a BMT, $3 \leq r < m$ and $d \geq 2$. Then

$$|V(T_{r,m,d}^{(w)})| = |L_0| + |L_1| \sum_{i=0}^{d-1} (r-1)^i + (m-r) \left(\sum_{j=1}^{d-1} |L_{j,m}| \sum_{i=0}^{d-1-j} (r-1)^i \right).$$

Theorem 2.4 thus gives the order of a BMT, given the amount of vertices of degree m on each level. The exhaustive generation algorithm will generate $(\{r, m\}; g)$ -graphs for a specific order n . With Theorem 2.4 we can derive which combinations of vertices of degree m on the levels of the BMT lead to the BMT's order being larger than n . Hence, we know these combinations are impossible, which will be useful for the pruning rules in the following two subsections.

2.2 Pruning rule: distance between vertices of degree m

Araujo-Pardo, Exoo and Jacjay proved lower bounds for $n(\{r, m\}; 2t)$ by making a distinction based on the amount of vertices of degree m , denoted by $|V_m|$, at a minimum distance d_{\min} from each other [7]. Among others, they provide lower bounds for $n(\{r, m\}; 2t)$ with $3 \leq r < m$, $t > 3$, $|V_m| \geq 2$ under different cases for d_{\min} , presented in Theorem 2.5.

Theorem 2.5 ([7, Lemmas 3.2 and 3.3] and [3, Case 2 of Theorem 2.3]). *If $t \geq 4$, $3 \leq r < m$, and G is an $(\{r, m\}; 2t)$ -graph with $|V_m| \geq 2$. Then the following hold.*

(i) *If $d_{\min} = 1$, then*

$$|V(G)| \geq 2 + 2(m-1) \frac{(r-1)^{t-1} - 1}{r-2}.$$

(ii) *If $2 \leq d_{\min} \leq t-1$, then*

$$|V(G)| \geq 1 + m \left(\sum_{i=0}^{t-2} (r-1)^i \right) + (m-r) \left(\sum_{i=0}^{t-1-d_{\min}} (r-1)^i \right) + (r-1)^{t-1}.$$

(iii) *If $d_{\min} \geq 3$, then*

$$|V(G)| \geq 1 + m \frac{(r-1)^{t-1} - 1}{r-2} + (r-1)^{t-1} + \frac{(m-r)(r-2)(r-1)^{t-2}}{r}.$$

Note that for Theorem 2.5.(ii) the lower bound decreases for increasing d_{\min} . Theorem 2.5 can be used for pruning as follows: given r, m, g and the order n , the smallest d_{\min} can be calculated such that the lower bound is at most n . Thus, when adding an edge in the algorithm, we can check whether vertices that have degree larger than r , are at a distance of at least d_{\min} from each other (since all vertices of degree larger than r must eventually obtain degree m).

The downside of Theorem 2.5 is that it is restricted to even girth $g \geq 8$ and hence does not cover odd g and even $g < 8$. However, using Theorem 2.4 we can also derive a lower bound for odd g and even $g \geq 4$. This can be done by taking $|L_{d_{\min}, m}| = 1$ and $|L_{j, m}| = 0$ for all $j \in \{1, \dots, d_{\min} - 1, d_{\min} + 1, \dots, t-1\}$, which means that there are exactly two vertices of degree m at distance d_{\min} in the BMT. On top of that, for even $g \geq 8$ Theorem 2.4 is equivalent to cases (i) and (ii) from Theorem 2.5. Thus, in other words, Theorem 2.4 is a generalization of these two cases.

2.3 Pruning rule: amount of vertices of degree m in a BMT

For the next pruning rule, we make use of Theorem 2.4 to limit the amount of vertices of degree m on the different levels in the BMT. We define the sequence of vertices of degree m in a BMT as an m -placement.

Definition 2.6 (m -placement). The m -placement of a BMT $T_{r, m, d}^{(w)}$ is the d -tuple containing the amount of vertices of degree m from level 0 up to and including $d-1$ in $T_{r, m, d}^{(w)}$, denoted as

$$\mathbf{p}(T_{r, m, d}^{(w)}) = (|L_{0, m}|, |L_{1, m}|, \dots, |L_{d-1, m}|).$$

The suffix $[i]$ indicates the $(i+1)$ -th element of an m -placement: $\mathbf{p}(T_{r, m, d}^{(w)})[i] = |L_{i, m}|$.

Example 2.7 (m -placement). Fig. 1 shows a BMT $T_{3, 4, 3}^{(v_w)}$ with m -placement $\mathbf{p}(T_{3, 4, 3}^{(v_w)}) = (1, 1, 3)$. Furthermore, it holds that $\mathbf{p}(T_{3, 4, 3}^{(v_w)})[0] = 1$, $\mathbf{p}(T_{3, 4, 3}^{(v_w)})[1] = 1$ and $\mathbf{p}(T_{3, 4, 3}^{(v_w)})[2] = 3$.

Suppose one wants to generate all $(\{3, 4\}; 7)$ -graphs of order $n = 35$. Then there are multiple BMTs of order at most n with different m -placements. Suppose $\mathcal{T}_{3, 4, 3}^{(v_w)}$ is the set of all BMTs for $(\{3, 4\}; 7)$ with order at most $n = 35$ and suppose $\mathfrak{P} = \{\mathbf{p}(T_{3, 4, 3}^{(v_w)}) \mid T_{3, 4, 3}^{(v_w)} \in \mathcal{T}_{3, 4, 3}^{(v_w)}\}$ is the set of all m -placements of BMTs in $\mathcal{T}_{3, 4, 3}^{(v_w)}$. Then, by using Theorem 2.4, we can determine that $\mathfrak{P} = \{(1, 0, 0), \dots, (1, 0, 6), (1, 1, 0), \dots, (1, 1, 3), (1, 2, 0)\}$. The amount of vertices of degree m on level 0 is always equal to 1 for odd g . Yet, we can derive from \mathfrak{P} that $|L_{1, m}|$ is at most equal to 2 and $|L_{2, m}|$ at most equal to 6. We will call the m -placement that takes the maximum amount of vertices on each level the *maximal m -placement*.

Definition 2.8 (Maximal m -placement). Suppose $\mathcal{T}_{r,m,d}^{(w)}$ is a set of BMTs and $\mathfrak{P} = \{\mathbf{p}(T_{r,m,d}^{(w)}) \mid T_{r,m,d}^{(w)} \in \mathcal{T}_{r,m,d}^{(w)}\}$. Then the maximal m -placement of $\mathcal{T}_{r,m,d}^{(w)}$ is equal to

$$\mathbf{p}_{\max} = \left(\max_{\mathbf{p} \in \mathfrak{P}} \mathbf{p}[0], \dots, \max_{\mathbf{p} \in \mathfrak{P}} \mathbf{p}[d-1] \right).$$

Using the maximal m -placement we can derive the following pruning rule: suppose \mathbf{p}_{\max} is the maximal m -placement of the set of possible BMTs $\mathcal{T}_{r,m,d}^{(w)}$ for given r, m, g and n . If the amount of vertices of the current constructed graph on level $i \in \{0, \dots, d-1\}$ of degree larger than r equals $\mathbf{p}_{\max}[i]$, then no edges need to be added to vertices of level i that have degree r .

2.4 The backtracking algorithm

In this subsection we will present pseudocode of the backtracking algorithm to exhaustively generate all pairwise non-isomorphic $(\{r, m\}; g)$ -graphs of a given order n . Algorithm 1 fulfills this task. It calls the method *recursivelyAddEdges* (shown in Algorithm 2) in which edges are recursively added one by one. The algorithm shares similarities with the algorithms discussed in [26, 29]. For the rest of this section we will give some clarifications regarding the pseudocode. For more details on the implementation, such as the data structures we used, we refer to [47] and the actual code in [48].

- The set E_{add} contains edges which are not part of the current constructed graph, but are eligible to be added to the graph. An edge is *eligible* as long as it is not detected to be prunable, because adding it would lead to a vertex having degree larger than m , lead to a cycle of length smaller than g or it can be pruned with one of the pruning rules discussed in Sections 2.2 and 2.3.
- We use a fail-first heuristic to select the next edge to add in the algorithm. Specifically, we choose edges incident to a vertex u that has the fewest eligible incident edges.
- The method *enoughValidEdgesLeft*(G, E_{add}) returns **true** if each vertex of degree $d_1 < r$ has at least $r - d_1$ incident edges left in E_{add} and each vertex of degree $d_2 > r$ has at least $m - d_2$ incident edges left in E_{add} . Otherwise, it returns **false**.
- In line **23** of Algorithm 2 we check whether the graph obtained by adding the edge $\{u, w\}$ can be pruned by checking whether a) the vertices can still obtain the correct degree (using the method *enoughValidEdgesLeft*), b) the d_{\min} constraint is violated (as described in Section 2.2), c) the maximal m -placement constraint is violated (as described in Section 2.3), d) the pruning rule from [23] can be applied and e) the “Isolated points” pruning rule from Section 3 of [32] can be applied. The latter pruning rule works as follows: suppose $V_0 = \{v_0, \dots, v_k\}$ is the set of isolated vertices in the current constructed graph and u is an arbitrary vertex. Then adding the edge $\{u, v_0\}$ results in a graph which is isomorphic to the graph obtained by adding $\{u, v_i\}$ for $i \in \{1, \dots, k\}$. Therefore we only allow one of these edges to be added and prune the rest.

2.5 Experiments and results

In this subsection we first present the exhaustive lists we obtained with the algorithm in Section 2.5.1 and after that, we present the improved lower bounds in Section 2.5.2. We recall that our implementation of the algorithm can be downloaded from <https://github.com/tiboat/biregGirthGraphs> [48] and in Appendix A we describe the extra measures we took to ensure the correctness of our implementation.

2.5.1 Exhaustive lists

Table 1 presents the number of pairwise non-isomorphic bi-regular cages $|\mathcal{G}_{r,m,g,n(\{r,m\};g)}|$ found with the exhaustive generation algorithm – which we will denote as **biregGen** – for 24 triples of (r, m, g) . The obtained graphs are also available at [48]. This result illustrates one of the strengths of our algorithm, since exhaustive lists of $(\{r, m\}; g)$ -cages are only known in few cases. Table 1 also presents some additional information: the order $n(\{r, m\}; g)$, the actual minimum distance $d_{\min}(\mathcal{G}_{r,m,g,n(\{r,m\};g)})$ between vertices of degree m in graphs in $\mathcal{G}_{r,m,g,n(\{r,m\};g)}$, i.e.

$$d_{\min}(\mathcal{G}_{r,m,g,n(\{r,m\};g)}) = \min_{G \in \mathcal{G}_{r,m,g,n(\{r,m\};g)}} \min_{v_1, v_2 \in V_m, v_1 \neq v_2} \text{dist}_G(v_1, v_2),$$

Algorithm 1: *genBiregGirthGraphs*(n, r, m, g)

```
1 if  $n < M(\{r, m\}; g)$  then
   | // If the order  $n$  is smaller than  $M(\{r, m\}; g)$ , there are definitely no
   |  $(\{r, m\}; g)$ -graphs.
2 | return
3  $d_{\min} \leftarrow \text{minDistDegM}(n, r, m, g)$ 
4  $\mathfrak{p}_{\max} \leftarrow \text{maxMPlacement}(n, r, m, g)$ 
5  $T \leftarrow \text{makeBMT}(n, r, m, g)$ 
   | // Add  $n - M(\{r, m\}; g)$  isolated vertices to BMT  $T$ .
6  $G_{\text{start}} \leftarrow \text{addIsoVertices}(T, n - M(\{r, m\}; g))$ 
   | // Determine which edges can be added without exceeding the girth  $g$ , maximum degree  $m$ 
   | and not violating  $\mathfrak{p}_{\max}$ ,  $d_{\min}$ 
7  $E_{\text{add}} \leftarrow \text{calcValidAddableEdges}(G_{\text{start}}, m, g, \mathfrak{p}_{\max}, d_{\min})$ 
   | // Heuristic: edges will be added incident with the vertex  $u$  that has the fewest
   | options in  $E_{\text{add}}$ 
8  $u \leftarrow \arg \min_{w \in V(G), \deg(w) < r} (|\{e : e \in E_{\text{add}} \text{ and } w \in e\}|)$ 
9 recursivelyAddEdges( $G_{\text{start}}, E_{\text{add}}, \mathfrak{p}_{\max}, d_{\min}, r, m, g, u, \text{true}$ ) // See Algorithm 2
```

and the minimum and maximum amount of vertices of degree m in graphs in $\mathcal{G}_{r,m,g,n(\{r,m\};g)}$. Note that in case all graphs in $\mathcal{G}_{r,m,g,n(\{r,m\};g)}$ only have one vertex of degree m , then $d_{\min}(\mathcal{G}_{r,m,g,n(\{r,m\};g)}) = \infty$. The execution time ranges from 0.004 seconds for $(\{3, 4\}; 5)$ to roughly 17 days for $(\{3, 9\}; 6)$. In the latter case we split up the computation among multiple processes. A selection of the bi-regular cages from Table 1 can also be inspected at *the House of Graphs* [18] by searching for the keyword “bi-regular cage”.

We now discuss some observations following from the data of Table 1. Firstly, it holds that $|\mathcal{G}_{r,m,g,n(\{r,m\};g)}| < |\mathcal{G}_{r,m+1,g,n(\{r,m+1\};g)}|$, for all (r, m, g) in the table. Secondly, while for the classical Cage Problem there are only a few cages in all cases for which the exhaustive lists are known, the situation seems very different for bi-regular cages. For example, we determined that there are exactly 154 290 pairwise non-isomorphic $(\{3, 9\}; 6)$ -cages. Moreover, $d_{\min}(\mathcal{G}_{r,m,g,n(\{r,m\};g)})$ is at least equal to 2 for each (r, m, g) in the table, which lists graphs of girth $g \geq 5$. Yet, for $g = 3$ vertices of degree m can be adjacent. Nonetheless, we can still ask the question if vertices of degree m are non-adjacent for $g \geq 4$. For $g = 4$, there can be no adjacent vertices of degree m , since when placing two adjacent vertices of degree m in the root of the BMT, the order of the BMT, and thus a lower bound, is equal to $2m$, which is strictly larger than $n(\{r, m\}; 4) = r + m$. Hence, we can formulate our problem as follows.

Problem 2.9. *Does there exist an $(\{r, m\}; g)$ -graph with $g \geq 5$ in which two vertices of degree m are adjacent?*

Thirdly, we observe that the amount of vertices of degree m is relatively small in comparison to the amount of vertices of degree r . More precisely, the largest ratio $n(\{r, m\}; g)/|V_m|$ in the table is 0.231 for $(\{3, 4\}; 5)$. The latter observation is intuitively sensible, since fewer vertices of degree m lead to fewer edges, which makes it easier to avoid creating cycles shorter than the desired girth. Fourthly, we note that $n(\{3, 4\}; 10) = 82$ is a rather recent result [7] where they also present a $(\{3, 4\}; 10)$ -cage. With *biregGen* we were able to show that this $(\{3, 4\}; 10)$ -cage is unique.

Lastly, we remark that some of the graphs that we found have interesting properties. For example, Fig. 2 shows a $(\{3, 7\}; 5)$ -cage, which is *hypohamiltonian* and appeared in [27] (a graph G is hypohamiltonian if G is not hamiltonian, but $G - v$ is hamiltonian for each $v \in V(G)$). It is a member of the following infinite family of $(\{3, m\}; 5)$ -cages, which generalizes the Petersen graph: for each integer $m \geq 3$ the family contains one graph with vertex set $\{a_0\} \cup \{b_0, b_1, \dots, b_{m-1}\} \cup \{c_0, c_1, \dots, c_{2m-1}\}$ and edge set $\{\{a_0, b_i\} \mid 0 \leq i \leq m-1\} \cup \{\{c_i, c_{i+1}\} \mid 0 \leq i \leq 2m-1\} \cup \{\{b_i, c_{2i}\} \mid 0 \leq i \leq m-1\} \cup \{\{b_i, c_{2i+3}\} \mid 0 \leq i \leq m-1\}$, (where indices are taken modulo m or $2m$). We remark that a different family of $(\{3, m\}; 5)$ -cages is known (for example as described in [19]). Fig. 3 shows one of the $(\{3, 4\}; 6)$ -cages and one of the $(\{4, 5\}; 5)$ -cages. These graphs can be obtained by adding appropriate edges between a) the $(3, 4)$ Moore tree and the 12-cycle and b) the $(4, 3)$ Moore tree and the Möbius-Kantor graph, respectively.

Algorithm 2: *recursivelyAddEdges*($G, E_{\text{add}}, p_{\text{max}}, d_{\text{min}}, r, m, g, u, G\text{WasUpdated}$)

```
// u: current vertex to add edges to
// GWasUpdated: true if G has not been called with recursivelyAddEdges before;
// otherwise false
1 if GWasUpdated then
2   if method was called with graph that is isomorphic with G then
3     return
4   if G has degree set {r, m} then // G is an ({r, m}; g)-graph.
5     output G
6     // All vertices have degree r or m. Try to add edges between vertices of
7     // degree r until they obtain degree m.
8     u ← arg minw ∈ V(G), deg(w)=r(|{e: e ∈ Eadd and w ∈ e}|)
9     while enoughValidEdgesLeft(G, Eadd) do
10      // In this case, we call recursivelyAddEdges with the same graph G, so we
11      // don't want to do an isomorphism check and set GWasUpdated to false.
12      recursivelyAddEdges(G, Eadd, pmax, dmin, r, m, g, u, false)
13      // Forbid adding edges to u.
14      Eadd ← Eadd \ {e: e ∈ Eadd and u ∈ e}
15      u ← arg minw ∈ V(G), deg(w)=r(|{e: e ∈ Eadd and w ∈ e}|)
16    return
17    // G has vertices which are not of degree r or m. Choose new u, if the current
18    // vertex u has been completed to degree r or m.
19    if deg(u) = r and there is a vertex v such that deg(v) < r then
20      | u ← arg minw ∈ V(G), deg(w) < r(|{e: e ∈ Eadd and w ∈ e}|)
21    else if deg(u) = r or deg(u) = m then
22      | u ← arg minw ∈ V(G), r < deg(w) < m(|{e: e ∈ Eadd and w ∈ e}|)
23    // Apply pruning rule from [23] on all Eadd.
24    Eadd ← pruneValidEdgesExoo(G, Eadd)
25    if ¬enoughValidEdgesLeft(G, Eadd) then
26      return
27    // Try adding each valid edge incident to u.
28    foreach w ∈ {w: {u, w} ∈ Eadd} do
29      // Copy Eadd in prevEadd to restore it after removing {u, w} again.
30      prevEadd ← Eadd
31      E(G) ← E(G) ∪ {{u, w}}
32      // Remove edges from Eadd resulting from adding edge {u, w}.
33      Eadd ← updateValidAddableEdges(G, Eadd, pmax, dmin, r, m, g)
34      // Check if we can prune {u, w}.
35      if none of the pruning rules can be applied then
36        | recursivelyAddEdges(G, Eadd, pmax, dmin, r, m, g, u, true)
37      E(G) ← E(G) \ {{u, w}}
38      // Restore Eadd and remove {u, w} from it.
39      Eadd ← prevEadd \ {{u, w}}
40      if ¬enoughValidEdgesLeft(G, Eadd) then
41        return
```

r	m	g	$n(\{r, m\}; g)$	$ \mathcal{G}_{r,m,g,n(\{r,m\};g)} $	$d_{\min}(\mathcal{G}_{r,m,g,n(\{r,m\};g)})$	$ V_m $	
						min	max
3	4	5	13	4	2	1	3
3	4	6	18	2	2	2	4
3	4	7	29	11	∞	1	1
3	4	8	39	2	4	3	3
3	4	9	61	15	∞	1	1
3	4	10	82	1	4	4	4
3	5	5	16	20	2	1	3
3	5	6	22	6	2	2	4
3	5	7	36	32 648	3	1	2
3	5	8	48	44	4	3	3
3	6	5	19	92	2	1	3
3	6	6	26	18	2	2	4
3	6	8	55	6	4	5	5
3	7	5	22	792	2	1	3
3	7	6	30	60	2	2	4
3	8	5	25	9 782	2	1	3
3	8	6	34	322	2	2	4
3	9	5	28	154 290	2	1	3
3	9	6	38	2 239	2	2	4
4	5	5	21	3	2	2	4
4	5	6	32	13	2	2	6
4	6	5	25	34 858	2	1	5
5	6	5	31	6	2	1	5
6	7	5	43	1	2	6	6

Table 1: The number of pairwise non-isomorphic $(\{r, m\}; g)$ -cages $|\mathcal{G}_{r,m,g,n(\{r,m\};g)}|$ generated by `biregGen` together with the order $n(\{r, m\}; g)$, the minimum distance d_{\min} between vertices of degree m , and the minimum and maximum number of vertices of degree m .

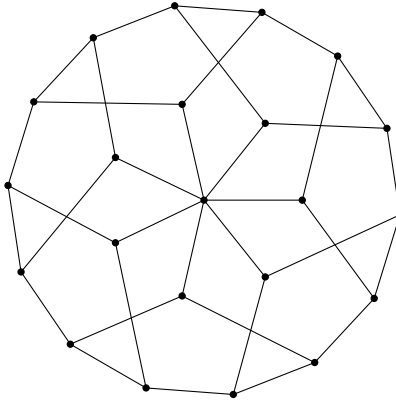


Figure 2: One of the $(\{3, 7\}; 5)$ -cages, which is also hypohamiltonian.

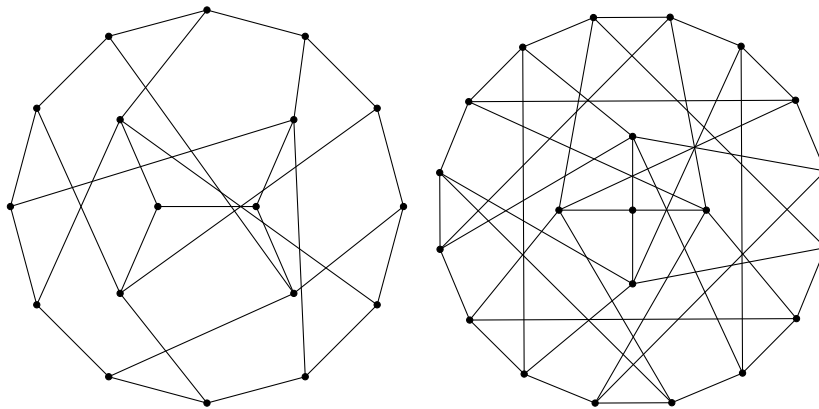


Figure 3: One of the $(\{3, 4\}; 6)$ -cages (left) and one of the $(\{4, 5\}; 5)$ -cages (right).

2.5.2 Improved lower bounds

The exhaustive generation algorithm allows us to improve lower bounds as well. That is because if the algorithm does not produce any graphs for the order n equal to the lower bound n_{low} , then we know that the lower bound is at least $n_{\text{low}} + 1$. We were able to improve the lower bound of $n(\{4, 5\}; 7)$ from 66 to 69, by executing the algorithm for orders 66, 67 and 68 and thus obtaining no graphs in the output for each of these orders. The total running time of these computations was roughly 189 CPU days of which the computation for order 68 took 185 CPU days.

3 Constructions for bi-regular graphs out of regular graphs

In this section we will present three straightforward constructions that construct bi-regular graphs with degree set $\{r, m\}$ based on r -regular graphs. The three constructions require a different condition on m .

Construction 3.1 (r -regular to degree set $\{r, r + 1\}$). Given an r -regular graph G_{reg} , add an edge between two different vertices of G_{reg} .

When trying to construct an $(\{r, m\}; g)$ -graph G_{bireg} with Construction 3.1 we can limit ourselves to r -regular graphs with $g(G_{\text{reg}}) \geq g$ that have two vertices at distance at least $g - 1$. That is because, firstly, adding an edge cannot increase the girth. Secondly, the two vertices v, v' that will be connected with an edge need to be at distance at least $g - 1$ in G_{reg} , since otherwise this would lead to a cycle of length smaller than g and thus $g(G_{\text{bireg}}) < g$.

Construction 3.2 (r -regular to degree set $\{r, 2t\}$). Given an r -regular graph G_{reg} with $r \geq 2$. The following steps lead to a graph G_{bireg} with degree set $\{r, m = 2t\}$ where $t \geq 1$.

1. Take a set of t non-adjacent edges $E_{\text{del}} \subset E(G_{\text{reg}})$ and delete these edges from the graph.
2. Add a vertex w_1 .
3. Add an edge between w_1 and every vertex incident to an edge of E_{del} .

The constructed graph G_{bireg} in Construction 3.2 has degree set $\{r, m\}$ since the new vertex w_1 is of degree m and all other vertices are of degree r .

Construction 3.3 (r -regular to degree set $\{r, 2t + 1\}$). Given an r -regular graph G_{reg} with $r \geq 2$. The following steps lead to a graph G_{bireg} with degree set $\{r, m = 2t + 1\}$ where $t \geq 1$.

1. Take a set of $2t$ non-adjacent edges $E_{\text{del}} \subset E(G_{\text{reg}})$ and delete these edges from the graph.
2. Add two vertices w_1, w_2 and add the edge $\{w_1, w_2\}$.
3. Add an edge between w_1 and exactly one vertex incident to each edge in E_{del} .
4. Add an edge between w_2 and the incident vertex of every edge in E_{del} that did not connect to w_1 .

The constructed graph G_{bireg} in Construction 3.3 has degree set $\{r, m\}$ since the new vertices w_1, w_2 are of degree m and all other vertices are of degree r . For Constructions 3.2 and 3.3 we can also restrict ourselves to r -regular graphs which have a given minimum girth and enough edges at a large enough distance to be able to obtain a graph of a specified girth g . For more information on these restrictions, we refer to [47, Section 4.2].

3.1 Experiments and results

We consulted exhaustive lists of r -regular graphs available in the literature as seeds for our constructions. Table 2 shows the used lists of r -regular graphs with the value of r , the maximum order in the list and which property the graphs in the list have in common. Since the amount of r -regular graphs becomes astronomically large for larger n , constructed lists of regular graphs usually limit themselves to specific types of graphs, more specifically, highly symmetric graphs. For more information on these highly symmetric graphs, we refer to [25]. The constructions led to the improvement of 49 upper bounds, which we could not further improve using the upper bounds from Section 4. The exact improvements can be found in Appendix B.

Furthermore, we note that for $(\{4, 11\}; 9)$ we did not try the construction on every graph in 4-2T (cf. Table 2), since the running time of the construction code was considered to be too long on some graphs (longer than 100 hours). Finally, we mention a limitation of two of our constructions. Recall our observation from Section 2.5 stating that for the generated bi-regular cages, vertices of degree m are never neighbors. Yet, Construction 3.1 and Construction 3.3 lead to neighboring vertices of degree m , making it unlikely that the found $(\{r, m\}; g)$ -graphs would be bi-regular cages.

r	Max order	Source list	Paper(s)	Property	Abbreviation
3	1 280	[43]	[36, 44]	vertex transitive	3-VT
3	4 094	[40]	[36]	Cayley	3-CAY
3	10 000	[15]	[16]	1-arc transitive	3-1T
3	10 000	[17]	[16]	semi-symmetric	3-SS
4	512	[49]	[50]	edge transitive	4-ET
4	640	[42]	[36, 44]	1-arc transitive	4-1T
4	2 000	[41]	[39]	2-arc transitive	4-2T
5	500	[38]		1-arc transitive	5-1T

Table 2: Lists of regular graphs with degree of the vertices r , maximum order of a graph in the list, source of the list, possibly related papers, properties of the graphs in the list and an abbreviation for the list.

4 Generalized upper bound by gluing (r, g) -graphs

In [2] Aguilar, Araujo-Pardo, and Berman generalized Theorem 3 from [5], proving the following result.

Theorem 4.1 ([2, Theorem 1]). *Let G be an (r, g) -graph of even girth and order n_g with at least two vertices at distance $g/2$. If $m = 3k + t$, then there exists an $(\{r, m\}; g)$ -graph of order*

$$k(n_g - 2) + \begin{cases} 2 & \text{if } t = 0, \\ n_g + 2 & \text{if } t = 1, \\ n_g & \text{if } t = 2. \end{cases}$$

Note that when g is even, one can always find at least two vertices which are at distance $g/2$ in any (r, g) -graph. The idea of the proof is to “glue” $(3, g)$ -graphs together at these two vertices at distance $g/2$, also called *remote vertices*. Based on similar ideas as presented in their proof, we generalize their theorem a) for all girths $g \geq 5$, b) for more pairs (r, m) and c) by improving their bound if a stricter condition is met.

Theorem 4.2. *If there exists an (r, g) -graph of order n_g with $g \geq 5$ and s vertices at pairwise distance at least $\lceil g/2 \rceil$, then there exists an $(\{r, m\}; g)$ -graph of order*

$$k(n_g - s) + \begin{cases} s & \text{if } m = rk, \\ n_g + s & \text{if } m = rk + 1 \text{ and } s \text{ is even,} \\ n_g + (l - 1)(n_g - s) & \text{if } m = rk + l(r - 1) \text{ for } l \geq 1, s \text{ is even and there} \\ & \text{exist } s/2 \text{ edges at pairwise distance at least } \lceil g/2 \rceil. \end{cases}$$

Proof. We divide the proof into three cases.

- Case 1: $m = rk$. Let G_1 and G_2 be two copies of an (r, g) -graph of order n_g having s vertices $v_{i,1}, v_{i,2}, \dots, v_{i,s}$ at pairwise distance at least $\lceil g/2 \rceil$ for $i \in \{1, 2\}$, respectively. Construct a graph G_{bireg} by taking G_1 and G_2 and identifying for each $j \in \{1, \dots, s\}$ the vertex $v_{1,j} \in V(G_1)$ with $v_{2,j} \in V(G_2)$ and call this new vertex x_j . Let $X = \{x_1, \dots, x_s\}$. Suppose \mathcal{C} is a cycle in G_{bireg} . We will now show that \mathcal{C} has length at least g . If \mathcal{C} passes through at most one vertex of X , then this cycle is either completely contained in G_1 or G_2 , because X is a cut-set of G_{bireg} , and therefore has length at least g . If \mathcal{C} passes through at least two vertices of X , then the cycle consists of at least two paths of length at least $\lceil g/2 \rceil$, and hence \mathcal{C} has length at least g .

Now let G_{bireg} be a graph formed by identifying k copies, where the i -th copy is labelled G_i , at remote vertices $v_{i,1}, \dots, v_{i,s}$ in G_i , calling the identified vertices x_1, x_2, \dots, x_s as before. Since each of the graphs G_i is r -regular, the identified vertices x_1, x_2, \dots, x_s have degree $m = rk$. Applying the same shortest cycle analysis as above to each pair (G_i, G_j) , it follows that the girth of G_{bireg} is also at least g , and G_{bireg} has order $kn_g - s(k - 1) = k(n_g - s) + s$, with s vertices of degree $m = rk$ and $k(n_g - s)$ vertices of degree r .

- Case 2: $m = rk + 1$ and s is even. Take $k + 1$ copies of an (r, g) -graph of order n_g with s vertices at pairwise distance at least $\lceil g/2 \rceil$, and label the i -th copy as G_i . Consider $s/2$ edges $\{v_1, w_1\}, \dots, \{v_{s/2}, w_{s/2}\}$ at pairwise distance at least $\lceil g/2 \rceil - 2$ in G_1 and delete these. These edges exist; consider, for example, an incident edge at $s/2$ of the remote vertices. Since the remote vertices have a pairwise distance of at least $\lceil g/2 \rceil$, all these edges have a pairwise distance of at least $\lceil g/2 \rceil - 2$. Now, add s vertices $v'_1, w'_1, \dots, v'_{s/2}, w'_{s/2}$ to G_1 such that v'_j becomes a neighbor of v_j , and that w'_j becomes a neighbor of w_j , for $j \in \{1, \dots, s/2\}$. Note that the distance between any two of these s vertices is at least $\lceil g/2 \rceil$.

Construct a graph G_{bireg} by identifying each pair v'_j, w'_j with two remote vertices $x_{i,j}$ and $y_{i,j}$ in each of the k remaining graphs G_i . The graph G_{bireg} only has cycles of length g or larger due to the distance requirements between the deleted edges and identified vertices. G_{bireg} has girth g (and not larger) since it contains the cycles of length g from G_i with $i > 1$. Furthermore, G_{bireg} has s vertices of degree $rk + 1$ and $k(n_g - s) + n_g$ vertices of degree r for a total order of $k(n_g - s) + n_g + s$.

- Case 3: $m = rk + l(r - 1), l \geq 1, s$ is even and there exist $s/2$ edges at pairwise distance at least $\lceil g/2 \rceil$. Take k copies of an (r, g) -graph of order n_g having s vertices at pairwise distance at least $\lceil g/2 \rceil$ and having $s/2$ edges at pairwise distance at least $\lceil g/2 \rceil$ for $i \in \{1, \dots, k\}$ and label the i -th copy as G_i . Additionally, take l copies of this (r, g) -graph and label the i -th copy as H_i . In each H_i , let $\{v_{i,1}, w_{i,1}\}, \dots, \{v_{i,s/2}, w_{i,s/2}\}$ be the $s/2$ edges at pairwise distance at least $\lceil g/2 \rceil$. Delete these edges, and call each new graph H'_i . Notice that all the vertices in each H'_i have degree r except the vertices incident to the deleted edges, which have degree $r - 1$. Since H_i has girth g , each pair of vertices $(v_{i,1}, w_{i,1}), \dots, (v_{i,s/2}, w_{i,s/2})$ is now at distance at least $g - 1$ from each other.

Now, suppose that $u_{i,1}, \dots, u_{i,s}$ are the s vertices at pairwise distance at least $\lceil g/2 \rceil$ in G_i . Construct a new graph G_{bireg} by identifying for $j \in \{1, \dots, s/2\}$ all the vertices $v_{1,j}, \dots, v_{l,j}, u_{1,j}, \dots, u_{k,j}$, calling the new vertex x_j and identifying all $w_{1,j}, \dots, w_{l,j}, u_{1,s/2+j}, \dots, u_{k,s/2+j}$, calling the new vertex y_j . As in the previous cases, we obtain a graph of girth g , but in this case, the $n_g - s$ vertices in each copy other than x_j and y_j have degree r , and x_j and y_j have degree $m = rk + l(r - 1)$. It follows that G_{bireg} is an $(\{r, m\}; g)$ -graph of order $(n_g - s)(k + l) + s = k(n_g - s) + n_g + (l - 1)(n_g - s)$.

□

4.1 Experiments and results

Theorem 4.2 depends on the number of vertices s at pairwise distance $\lceil g/2 \rceil$ from each other and also on the existence of $s/2$ edges at the same pairwise distance in case $m = rk + l(r - 1)$ for $l \geq 1$. Therefore we gathered (r, g) -cages or *record holders* – which are the smallest known (r, g) -graphs for specific (r, g) – and computed the maximum amount of vertices these graphs have at pairwise distance $\lceil g/2 \rceil$ and the maximum amount of edges at the same pairwise distance. We limited ourselves to cages and record holders for $r \in \{3, 4, 5\}$ with $g \leq 20$ for $r = 3$ and $g \leq 12$ for $r = 4, 5$ to stay in the same ranges of (r, g) as the improvements of the constructions from Section 3. The used (r, g) -graphs are available (in `sparse6` format) at [48]. Using these (r, g) -graphs we were able to improve 73 upper bounds, besides the 49 we improved in Section 3. These improvements can be found in Appendix B.

Lastly we note that our implementation for exactly computing the maximum amount of vertices and edges at minimum pairwise distance d_{\min} was deemed too expensive for graphs of larger orders. Consequently, we implemented two approximate algorithms which yield a large, but not necessarily maximal, amount of vertices and edges at the minimum pairwise distance. For graph of order smaller than 728, we used the exact algorithm and for graphs of order 728 and larger, we ran the two approximate algorithms and selected the largest number that came out of these two.

5 Conclusion

In this paper we presented computational methods for finding $(\{r, m\}; g)$ -graphs, which led to exhaustive lists of $(\{r, m\}; g)$ -cages for 24 triples of (r, m, g) , an improvement of the lower bound of $n(\{4, 5\}; 7)$ from 66 to 69 and the improvement of 122 upper bounds. In this conclusion we present some possibilities for further work. First, one could analyze the exhaustive lists further to gain more insight into $(\{r, m\}; g)$ -graphs, and one can try to describe patterns which could potentially lead to the discovery of new infinite families of small bi-regular graphs with given girth. We again draw attention to the fact that typically there are quite a lot of bi-regular cages, which might suggest the existence of a modification step that one can apply to a bi-regular cage to obtain a different bi-regular cage. If so, it could be interesting to analyze the consequences of this modification step for the original Cage Problem as well.

Further, we note that the lower and upper bound for $n(\{3, 8\}; 8)$ are 74 and 75, respectively. Executing the exhaustive generation algorithm for order 74 would thus conclude the exact order $n(\{3, 8\}; 8)$, making it a particularly interesting case. Yet, the computation was deemed too expensive with our algorithm.

Moreover, the exhaustive generation algorithm might be an interesting starting point to design an algorithm to generate graphs of girth g with an arbitrarily large degree set, i.e. $(\{r, m_1, \dots, m_k\}; g)$ -graphs. Furthermore, adapting the generation algorithm to planar or bipartite $(\{r, m\}; g)$ -graphs and *girth-biregular* or *girth-regular* graphs, as respectively discussed in [6], [24], [31] and [37] might be interesting as well.

Acknowledgements

We thank Primož Potočnik for the support with the lists of regular graphs, which we used as seeds for our constructions from Section 3. In particular we thank him for making the list of 5-regular graphs available. We also thank Gunnar Brinkmann for providing us with an algorithm that we used as a sanity check for verifying the correctness of our implementation of the generation algorithm discussed in the current paper.

The computational resources and services used in this work were provided by the VSC (Flemish Supercomputer Center), funded by the Research Foundation - Flanders (FWO) and the Flemish Government – department EWI.

Jan Goedgebeur and Tibo Van den Eede are supported by an FWO grant with grant number G0AGX24N and by Internal Funds of KU Leuven. Jorik Jookien is supported by an FWO grant with grant number 1222524N.

References

- [1] M. Abreu, G. Araujo-Pardo, C. Balbuena, D. Labbate, and G. Lopez-Chavez. Biregular cages of girth five. *The Electronic Journal of Combinatorics*, 20, 2013.
- [2] F. Aguilar, G. Araujo-Pardo, and L. Bermann. Semicubic cages and small graphs of even girth from voltage graphs. *arXiv preprint arXiv:2305.03290*, 2023.
- [3] G. Araujo-Pardo, C. Balbuena, P. García-Vázquez, X. Marcote, and J. Valenzuela. On the order of $(\{r, m\}; g)$ -cages of even girth. *Discrete Mathematics*, 308(12):2484–2491, 2007.
- [4] G. Araujo-Pardo, C. Balbuena, G. Lopez-Chavez, and L. Montejano. On bi-regular cages of even girth at least 8. *Aequationes Mathematicae*, 86:201–216, 2013.
- [5] G. Araujo-Pardo, C. Balbuena, and J. Valenzuela. Constructions of bi-regular cages. *Discrete Mathematics*, 309(6):1409–1416, 2009.
- [6] G. Araujo-Pardo, F. Barrera-Cruz, and N. García-Colín. Regular and biregular planar cages. *arXiv preprint arXiv:1811.07449*, 2018.
- [7] G. Araujo-Pardo, G. Exoo, and R. Jajcay. Small bi-regular graphs of even girth. *Discrete Mathematics*, 339(2):658–667, 2016.
- [8] C. Balbuena and X. Marcote. Monotonicity of the order of $(D; g)$ -cages. *Applied Mathematics Letters*, 24(11):1933–1937, 2011.
- [9] C. Balbuena, X. Marcote, and D. Gonzalez-Moreno. Some properties of semiregular cages. *Discrete Mathematics and Theoretical Computer Science*, 12(5):125–138, 2010.
- [10] J. Bray, C. Parker, and P. Rowley. Cayley type graphs and cubic graphs of large girth. *Discrete Mathematics*, 214(1):113–121, 2000.
- [11] G. Brinkmann. Fast generation of cubic graphs. *Journal of Graph Theory*, 23(2):139–149, 1996.
- [12] G. Brinkmann, B. D. McKay, and C. Saager. The smallest cubic graphs of girth nine. *Combinatorics, Probability and Computing*, 4:317 – 329, 1995.
- [13] G. Chartrand, R. Gould, and S. Kapoor. Graphs with prescribed degree sets and girth. *Periodica Mathematica Hungarica*, 12(4):261 – 266, 1981.
- [14] M. Conder. Small trivalent graphs of large girth. Technical Report TR-1234, University of Auckland Centre for Discrete Mathematics and Theoretical Computer Science Research Report Series, 1997.
- [15] M. Conder. Trivalent (cubic) symmetric graphs on up to 10000 vertices, 2011. <https://www.math.auckland.ac.nz/~conder/symmcubic10000list.txt> (accessed 2024-05-12).
- [16] M. Conder and P. Dobcsányi. Trivalent symmetric graphs on up to 768 vertices. *Journal of Combinatorial Mathematics and Combinatorial Computing*, 2002.
- [17] M. Conder and P. Potočník. Cubic semisymmetric graphs up to 10000 vertices, 2012. <https://fostercensus.graphsym.net/files/CubicSS.zip> (accessed 2024-10-09).
- [18] K. Coolsaet, S. D’hondt, and J. Goedgebeur. House of Graphs 2.0: A database of interesting graphs and more. *Discrete Applied Mathematics*, 325:97–107, 2023. Available at <https://houseofgraphs.org/>.
- [19] M. Downs, R. Gould, J. Mitchem, and F. Saba. $(D; n)$ -cages. *Congr. Numer.*, 308(32):179–183, 1981.
- [20] G. Exoo. A small trivalent graph of girth 14. *The Electronic Journal of Combinatorics*, 9, 2002.
- [21] G. Exoo and R. Jajcay. Dynamic cage survey. *The Electronic Journal of Combinatorics*, 2013.
- [22] G. Exoo and R. Jajcay. Biregular cages of odd girth. *Journal of Graph Theory*, 81(1):50–56, 2016.
- [23] G. Exoo, B. D. McKay, W. Myrvold, and J. Nadon. Computational determination of $(3,11)$ and $(4,7)$ cages. *Journal of Discrete Algorithms*, 9(2):166–169, 2011.
- [24] S. Filipovski, A. R. Rivera, and R. Jajcay. On biregular bipartite graphs of small excess. *Discrete Mathematics*, 342(7):2066–2076, 2019.

- [25] C. Godsil and G. F. Royle. *Algebraic Graph Theory*, volume 207. Springer Science & Business Media, 2001.
- [26] J. Goedgebeur and J. Jookoen. Exhaustive generation of edge-girth-regular graphs. *arXiv preprint arXiv:2401.08271*, 2024.
- [27] J. Goedgebeur and C. T. Zamfirescu. Improved bounds for hypohamiltonian graphs. *Ars Mathematica Contemporanea*, 13(2):235–257, 2017.
- [28] D. Hanson, P. Wang, and L. K. Jørgensen. On cages with given degree sets. *Discrete Mathematics*, 101(1):109–114, 1992.
- [29] R. Jajcay, J. Jookoen, and I. Porupsánszki. On vertex-girth-regular graphs: (non-)existence, bounds and enumeration. *arXiv preprint arXiv:2408.14557*, 2024.
- [30] S. Kapoor, A. Polimeni, and C. Wall. Degree sets for graphs. *Fundamenta Mathematicae*, 95(3):189–194, 1977.
- [31] G. Kiss, Š. Miklavič, and T. Szőnyi. On girth-biregular graphs. *Ars mathematica contemporanea*, 23(4):P4–01, 2023.
- [32] B. D. McKay, W. Myrvold, and J. Nadon. Fast backtracking principles applied to find new cages. In *Proceedings of the Ninth Annual ACM-SIAM Symposium on Discrete Algorithms*, SODA '98, page 188–191, USA, 1998. Society for Industrial and Applied Mathematics.
- [33] B. D. McKay and A. Piperno. Practical graph isomorphism, II. *Journal of Symbolic Computation*, 60:94–112, 2014.
- [34] M. Meringer. Fast generation of regular graphs and construction of cages. *Journal of Graph Theory*, 30(2):137–146, 1999.
- [35] M. Meringer. Regular graphs, 2009. <http://www.mathe2.uni-bayreuth.de/markus/reggraphs.html> (accessed 2024-05-14).
- [36] P. Potočník, P. Spiga, and G. Verret. Cubic vertex-transitive graphs on up to 1280 vertices. *Journal of Symbolic Computation*, 50:465–477, 2013.
- [37] P. Potočník and J. Vidali. Girth-regular graphs. *Ars mathematica contemporanea*, 17(2):349–368, 2019.
- [38] P. Potočník. Current list for “census of pentavalent arc-transitive graphs”. URL: https://users.fmf.uni-lj.si/potocnik/work_datoteke/AT5-Census.mgm (accessed 2024-05-05).
- [39] P. Potočník. A list of 4-valent 2-arc-transitive graphs and finite faithful amalgams of index (4, 2). *European Journal of Combinatorics*, 30(5):1323–1336, 2009. Part Special Issue on Metric Graph Theory.
- [40] P. Potočník. Census of cubic Cayley graphs on up to 4094 vertices, 2024. <https://users.fmf.uni-lj.si/potocnik/CubicCay/CubicCayUpTo4094.zip> (accessed 2024-10-07).
- [41] P. Potočník, P. Spiga, and G. Verret. Census of 2-arc-transitive tetravalent graphs. <https://users.fmf.uni-lj.si/potocnik/research/Census4val2AT-2000.mgm> (accessed 2024-05-08).
- [42] P. Potočník, P. Spiga, and G. Verret. Census of arc-transitive tetravalent graphs. https://users.fmf.uni-lj.si/potocnik/work_datoteke/Census4val-640.mgm (accessed 2024-05-08).
- [43] P. Potočník, P. Spiga, and G. Verret. A census of small connected cubic vertex-transitive graphs, 2014. <https://staff.matapp.unimib.it/~spiga/census.html> (accessed 2024-05-08).
- [44] P. Potočník, P. Spiga, and G. Verret. Bounding the order of the vertex-stabiliser in 3-valent vertex-transitive and 4-valent arc-transitive graphs. *Journal of Combinatorial Theory, Series B*, 111:148–180, 2015.
- [45] H. Sachs. Regular graphs with given girth and restricted circuits. *Journal of the London Mathematical Society*, s1-38(1):423–429, 1963.
- [46] W. T. Tutte. A family of cubical graphs. *Mathematical Proceedings of the Cambridge Philosophical Society*, 43:459 – 474, 1947.
- [47] T. Van den Eede. Algoritmes voor het vinden van bireguliere grafen met gegeven taille. Master’s thesis, KU Leuven, 2024. (Advisors: J. Goedgebeur and J. Jookoen). Available at https://kuleuven.limo.libis.be/discovery/fulldisplay?docid=alma9994890737101488&context=L&vid=32KUL_KUL:KULeuven&search_scope=All_Content&tab=all_content_tab&lang=en.

- [48] T. Van den Eede. Computational methods for finding bi-regular graphs of given girth. <https://github.com/tiboat/biregGirthGraphs>, 2024. GitHub repository.
- [49] S. Wilson and P. Potočník. Census of edge-transitive tetravalent graphs. <https://users.fmf.uni-lj.si/potocnik/TetraSS2016/TetraSS2016.zip> (accessed 2024-05-08).
- [50] S. Wilson and P. Potočník. Recipes for edge-transitive tetravalent graphs. *The Art of Discrete and Applied Mathematics*, 3:41–63, 2016.
- [51] Y. Yuansheng and W. Liang. The minimum number of vertices with girth 6 and degree set $D = \{r, m\}$. *Discrete Mathematics*, 269(1):249–258, 2003.

A Sanity checks implementation of exhaustive generation algorithm

In this section we explain which extra steps we took to ensure correctness of the implementation of the exhaustive generation algorithm as described in Section 2.4. This implementation is available at <https://github.com/tiboat/biregGirthGraphs> [48]. First, we implemented the backtracking algorithm for (r, g) -graphs from [32] with the pruning rule from [23] and checked the correctness for the pairs (r, g) as mentioned in Table 3. The amount of resulting graphs in the output was compared with the data from [35], generated with GENREG [34], which is a generator for regular graphs. In each case we obtained the same amount of graphs.

Starting from the algorithm for (r, g) -graphs we made changes to obtain the one for $(\{r, m\}; g)$ -graphs. The output, for smaller orders, was compared with two more general generators: **geng** from **nauty** [33] and **multigraph**, an unpublished generator written by Gunnar Brinkmann. The latter is a generalization of the generator for cubic graphs described in [11]. Table 4 shows the cases we tested for r, m, g and order n along with the number of pairwise non-isomorphic $(\{r, m\}; g)$ -graphs $|\mathcal{G}_{r,m,g,n}|$. When **geng** required more than 20 hours for generation, the execution was terminated. This occurred for $(\{3, 4\}; 7)$ with $n = 29$, $(\{3, 5\}; 6)$ with $n = 24$ and $(\{3, 6\}; 5)$ with $n = 21$. We note that we successfully completed the generation for these cases with **multigraph**. In each case mentioned in Table 4 the number of pairwise non-isomorphic $(\{r, m\}; g)$ -graphs obtained by **geng** or **multigraph** was in complete agreement with the output of our generator. Finally, we stress that the specialized generation algorithm discussed in the current paper was indeed worth developing, since many cases that we solved in the current paper could not be solved by **geng** or **multigraph**.

r	g	n	number of non-isomorphic (r, g) -graphs
3	5	10	1
3	5	12	2
3	5	14	9
3	5	16	49
3	6	14	1
3	6	16	1
3	6	18	5
3	6	20	32
3	7	24	1
3	7	26	3
3	8	30	1
3	8	32	0
4	5	19	1

Table 3: The number of non-isomorphic (r, g) -graphs of order n .

r	m	g	n	$ \mathcal{G}_{r,m,g,n} $
3	4	5	13	4
3	4	5	14	14
3	4	5	15	149
3	4	5	16	1 498
3	4	5	17	20 398
3	4	6	18	2
3	4	6	19	6
3	4	6	20	55
3	4	6	21	304
3	4	6	22	3 269
3	4	7	29	11
3	5	5	16	20
3	5	5	18	1 139
3	5	5	20	106 562
3	5	6	22	6
3	5	6	24	753
3	6	5	19	92
3	6	5	20	99
3	6	5	21	10 568
4	5	5	21	3
4	5	5	22	51

Table 4: The number of non-isomorphic $(\{r, m\}; g)$ -graphs of order n .

B Lower and upper bounds $n(\{r, m\}; g)$

The following tables show the best known lower bounds and upper bounds for $n(\{r, m\}; g)$, resulting from a literature study. More precisely, the bounds are shown for $r \in \{3, 4, 5\}$, $m \in \{r + 1, \dots, 18\}$ for $r = 3$, $m \in \{r + 1, \dots, 13\}$ for $r \in \{4, 5\}$, $g \in \{5, \dots, 20\}$ for $r = 3$ and $g \in \{5, \dots, 12\}$ for $r \in \{4, 5\}$. For $(\{r, m\}; g)$ -cages where the exact order is known, the row is marked in gray. An upper bound is underlined in case this one was obtained by applying Theorem 2.2 from [8], which states that $n(\{r, m\}; g)$ increases monotonically with g (and if r and m are odd by additionally applying the handshaking lemma in case the upper bound is odd). Furthermore, an improvement in lower or upper bound is denoted by $x \rightarrow y$, where x is the lower or upper bound derived from the literature and y the improved lower or upper bound obtained in this paper. Additionally, in case of an improved upper bound the column ‘‘Source improvement’’ states which theorem or construction was applied to obtain this improved bound. In case of using a construction, the abbreviation of the list of r -regular graphs, as introduced in Table 2, is reported. Lastly, we clarify an upper bound from [13], as shown for e.g. $\{r, m\} = \{4, 11\}$. In [13] the existence of $(\{r, m\}; g)$ -graphs was proven by taking the union of an (r, g) -graph and an (m, g) -graph. Hence we can derive the following upper bound: $n(\{r, m\}; g) \leq n(r, g) + n(m, g)$.

r	m	g	$n(\{r, m\}; g) \geq$	Source	$n(\{r, m\}; g) \leq$	Source	Source improvement
3	4	5	13	Cor. 2 [5]	13	Cor. 2 [5]	
3	4	6	18	Th. 2 [51]	18	Th. 2 [51]	
3	4	7	29	Cor. 2 [5]	29	Cor. 2 [5]	
3	4	8	39	Constr. 3.3 [4]	39	Constr. 3.3 [4]	
3	4	9	61	Th. 1.2 [22]	61	Th. 1.2 [22]	
3	4	10	82	Th. 4.1 [7]	82	Th. 4.1 [7]	
3	4	11	125	Cor. 2 [5]	125	Cor. 2 [5]	
3	4	12	163	Th. 2.3 [3]	220	Th. 2.2 [4]	
3	4	13	253	Moore bound	383	Th. 1 [5]	
3	4	14	328	Th. 2.3 [3]	619 \rightarrow 544	Th. 1 [5]	Constr. 3.1 3-VT
3	4	15	509	Moore bound	959	Th. 1 [5]	
3	4	16	659	Th. 2.3 [3]	1 852 \rightarrow 1 240	Th. 2.2 [4]	Constr. 3.1 3-VT
3	4	17	1 021	Moore bound	61 163 \rightarrow 2 880	Th. 3.1 [9]	Constr. 3.1 3-CAY
3	4	18	1 320	Th. 2.3 [3]	124 304 \rightarrow 5 120	Th. 3.1 [9]	Th. 4.2
3	4	19	2 045	Moore bound	249 023 \rightarrow 8 647	Th. 3.1 [9]	
3	4	20	2 643	Th. 2.3 [3]	504 242 \rightarrow 8 648	Th. 3.1 [9]	Constr. 3.1 3-1T
3	5	5	16	Th. 5 [19]	16	Th. 5 [19]	
3	5	6	22	Th. 2 [51]	22	Th. 2 [51]	
3	5	7	36	Th. 7 [19]	36	Th. 7 [19]	
3	5	8	48	Constr. 3.3 [4]	48	Constr. 3.3 [4]	
3	5	9	76	Th. 1.2 [22]	76	Th. 1.2 [22]	
3	5	10	98	Th. 2.3 [3]	126	Th. 2.2 (i) [3]	
3	5	11	156	Moore bound	<u>228</u>	Th. 2.1 [8]	
3	5	12	200	Th. 2.3 [3]	230	Th. 2.2 [4]	
3	5	13	316	Moore bound	<u>692</u> \rightarrow <u>672</u>	Th. 2.1 [8]	

Table 5: Lower and upper bound for $n(\{r, m\}; g)$ with $r = 3$ and m from 4 till 5.

r	m	g	$n(\{r, m\}; g) \geq$	Source	$n(\{r, m\}; g) \leq$	Source	Source improvement
3	5	14	402	Th. 2.3 [3]	694 → 674	Cor. 4 [2]	Constr. 3.3 3-VT
3	5	15	636	Moore bound	<u>1 872</u> → 1 538	Th. 2.1 [8]	Constr. 3.3 3-CAY
3	5	16	808	Th. 2.3 [3]	1 874 → 1 730	Th. 2.2 [4]	Constr. 3.3 3-SS
3	5	17	1 276	Moore bound	<u>261 664</u> → <u>5 184</u>	Th. 2.1 [8]	
3	5	18	1 618	Th. 2.3 [3]	261 666 → 5 186	Th. 2.2 (i) [3]	Constr. 3.3 3-SS
3	5	19	2 556	Moore bound	<u>1 047 752</u>	Th. 2.1 [8]	
3	5	20	3 240	Th. 2.3 [3]	1 047 754	Th. 2.2 [4]	
3	6	5	19	Th. 5 [19]	19	Th. 5 [19]	
3	6	6	26	Th. 2 [51]	26	Th. 2 [51]	
3	6	7	43	Th. 7 [19]	43	Th. 7 [19]	
3	6	8	55	Th. 2.3 [3]	55	Cor. 7 [5]	
3	6	9	91	Th. 9 [19]	91	Th. 9 [19]	
3	6	10	115	Th. 2.3 [3]	138 → 135	Th. 3 (i) [5]	Th. 4.2
3	6	11	187	Th. 1.2 [22]	187	Th. 1.2 [22]	
3	6	12	235	Th. 2.3 [3]	250 → 243	Th. 3 (i) [5]	Th. 4.2
3	6	13	379	Moore bound	542 → 487	Th. 3 (iii) [5]	Constr. 3.2 3-VT
3	6	14	475	Th. 2.3 [3]	694	Cor. 4 [2]	
3	6	15	763	Moore bound	1 238 → 1 230	Th. 3 (iii) [5]	Th. 4.2
3	6	16	955	Th. 2.3 [3]	1 918 → 1 898	Th. 3 (i) [5]	Th. 4.2
3	6	17	1 531	Moore bound	131 066 → 3 025	Th. 3 (iii) [5]	Constr. 3.2 3-1T
3	6	18	1 915	Th. 2.3 [3]	261 726 → 5 097	Th. 3 (i) [5]	Th. 4.2
3	6	19	3 067	Moore bound	524 282 → 8 623	Th. 3 (iii) [5]	Th. 4.2
3	6	20	3 835	Th. 2.3 [3]	1 047 846 → 10 714	Th. 3 (i) [5]	Th. 4.2
3	7	5	22	Th. 5 [19]	22	Th. 5 [19]	
3	7	6	30	Th. 1 [28]	30	Th. 1 [28]	
3	7	7	50	Th. 7 [19]	50	Th. 7 [19]	
3	7	8	66	Constr. 3.3 [4]	66	Constr. 3.3 [4]	
3	7	9	106	Th. 9 [19]	106	Th. 9 [19]	
3	7	10	134	Th. 2.3 [3]	182	Th. 2.2 (i) [3]	
3	7	11	218	Th. 1.2 [22]	218	Th. 1.2 [22]	
3	7	12	272	Th. 2.3 [3]	334	Th. 2.2 [4]	
3	7	13	442	Moore bound	<u>1 040</u> → 810	Th. 2.1 [8]	Th. 4.2
3	7	14	550	Th. 2.3 [3]	1 042 → 974	Cor. 4 [2]	Constr. 3.3 3-VT
3	7	15	890	Moore bound	<u>2 786</u> → 1 850	Th. 2.1 [8]	Th. 4.2
3	7	16	1 104	Th. 2.3 [3]	2 788 → 2 690	Th. 2.2 [4]	Constr. 3.3 3-SS
3	7	17	1 786	Moore bound	<u>392 466</u> → <u>6 048</u>	Th. 2.1 [8]	
3	7	18	2 214	Th. 2.3 [3]	392 468 → 6 050	Th. 2.2 (i) [3]	Constr. 3.3 3-1T
3	7	19	3 578	Moore bound	<u>1 571 582</u> → 12 948	Th. 2.1 [8]	Th. 4.2
3	7	20	4 432	Th. 2.3 [3]	1 571 584 → 16 090	Th. 2.2 [4]	Th. 4.2
3	8	5	25	Cor. 2 [5]	25	Cor. 2 [5]	
3	8	6	34	Th. 2 [51]	34	Th. 2 [51]	
3	8	7	57	Cor. 2 [5]	57	Cor. 2 [5]	
3	8	8	74	Th. 3.3 [4]	75	Th. 3.4 [4]	
3	8	9	121	Th. 9 [19]	121	Th. 9 [19]	

Table 6: Lower and upper bound for $n(\{r, m\}; g)$ with $r = 3$ and m from 5 till 8.

r	m	g	$n(\{r, m\}; g) \geq$	Source	$n(\{r, m\}; g) \leq$	Source	Source improvement
3	8	10	151	Th. 2.3 [3]	206	Cor. 2 [2]	
3	8	11	249	Cor. 2 [5]	249	Cor. 2 [5]	
3	8	12	308	Th. 2.3 [3]	374	Cor. 3 [2]	
3	8	13	505	Moore bound	765 \rightarrow 673	Th. 1 [5]	Constr. 3.2 3-VT
3	8	14	623	Th. 2.3 [3]	1 040	Cor. 4 [2]	
3	8	15	1 017	Moore bound	1 917 \rightarrow 1 729	Th. 1 [5]	Constr. 3.2 3-SS
3	8	16	1 252	Th. 2.3 [3]	2 876	Th. 1 [2]	
3	8	17	2 041	Moore bound	261 725 \rightarrow 5 185	Th. 1 [5]	Constr. 3.2 3-SS
3	8	18	2 511	Th. 2.3 [3]	392 588 \rightarrow 8 065	Th. 1 [2]	Constr. 3.2 3-1T
3	8	19	4 089	Moore bound	1 047 845	Th. 1 [5]	
3	8	20	5 028	Th. 2.3 [3]	1 571 768	Th. 1 [2]	
3	9	5	28	Th. 5 [19]	28	Th. 5 [19]	
3	9	6	38	Th. 2 [51]	38	Th. 2 [51]	
3	9	7	64	Th. 7 [19]	64	Th. 7 [19]	
3	9	8	80	Th. 2.3 [3]	80	Cor. 7 [5]	
3	9	9	136	Th. 9 [19]	136	Th. 9 [19]	
3	9	10	168	Th. 2.3 [3]	206 \rightarrow 200	Th. 3 (i) [5]	Th. 4.2
3	9	11	280	Th. 1.2 [22]	280	Th. 1.2 [22]	
3	9	12	344	Th. 2.3 [3]	374 \rightarrow 360	Th. 3 (i) [5]	Th. 4.2
3	9	13	568	Th. 1.2 [22]	568	Th. 1.2 [22]	
3	9	14	696	Th. 2.3 [3]	1 040	Cor. 4 [2]	
3	9	15	1 144	Moore bound	1 856 \rightarrow 1 840	Th. 3 (iii) [5]	Th. 4.2
3	9	16	1 400	Th. 2.3 [3]	2 876 \rightarrow 2 836	Th. 3 (i) [5]	Th. 4.2
3	9	17	2 296	Moore bound	196 598 \rightarrow 6 488	Th. 3 (iii) [5]	Th. 4.2
3	9	18	2 808	Th. 2.3 [3]	392 588 \rightarrow 7 634	Th. 3 (i) [5]	Th. 4.2
3	9	19	4 600	Moore bound	786 422 \rightarrow 12 922	Th. 3 (iii) [5]	Th. 4.2
3	9	20	5 624	Th. 2.3 [3]	1 571 768 \rightarrow 16 052	Th. 3 (i) [5]	Th. 4.2
3	10	5	31	Th. 5 [19]	31	Th. 5 [19]	
3	10	6	42	Th. 2 [51]	42	Th. 2 [51]	
3	10	7	71	Th. 7 [19]	71	Th. 7 [19]	
3	10	8	91	Th. 3.3 [4]	93	Th. 3.4 [4]	
3	10	9	151	Th. 9 [19]	151	Th. 9 [19]	
3	10	10	186	Th. 2.3 [3]	276 \rightarrow 272	Cor. 2 [2]	Th. 4.2
3	10	11	311	Th. 1.2 [22]	311	Th. 1.2 [22]	
3	10	12	381	Th. 2.3 [3]	500 \rightarrow 488	Cor. 3 [2]	Th. 4.2
3	10	13	631	Th. 1.2 [22]	631	Th. 1.2 [22]	
3	10	14	770	Th. 2.3 [3]	1 388 \rightarrow 1 361	Cor. 4 [2]	Constr. 3.2 3-CAY
3	10	15	1 271	Moore bound	<u>3 835</u> \rightarrow 2 460	Th. 2.1 [8]	Th. 4.2
3	10	16	1 549	Th. 2.3 [3]	3 836 \rightarrow 3 796	Th. 1 [2]	Th. 4.2
3	10	17	2 551	Moore bound	<u>523 451</u> \rightarrow 6 049	Th. 2.1 [8]	Constr. 3.2 3-1T
3	10	18	3 106	Th. 2.3 [3]	523 452 \rightarrow 10 196	Th. 1 [2]	Th. 4.2
3	10	19	5 111	Moore bound	<u>2 095 691</u> \rightarrow 17 248	Th. 2.1 [8]	Th. 4.2
3	10	20	6 221	Th. 2.3 [3]	<u>2 095 692</u> \rightarrow 21 428	Th. 1 [2]	Th. 4.2
3	11	5	34	Th. 5 [19]	34	Th. 5 [19]	

Table 7: Lower and upper bound for $n(\{r, m\}; g)$ with $r = 3$ and m from 8 till 11.

r	m	g	$n(\{r, m\}; g) \geq$	Source	$n(\{r, m\}; g) \leq$	Source	Source improvement
3	11	6	46	Th. 1 [28]	46	Th. 1 [28]	
3	11	7	78	Th. 7 [19]	78	Th. 7 [19]	
3	11	8	100	Th. 3.3 [4]	102	Cor. 3.3 [4]	
3	11	9	166	Th. 9 [19]	166	Th. 9 [19]	
3	11	10	204	Th. 2.3 [3]	274	Cor. 2 [2]	
3	11	11	342	Th. 1.2 [22]	342	Th. 1.2 [22]	
3	11	12	418	Th. 2.3 [3]	498	Cor. 3 [2]	
3	11	13	694	Th. 1.2 [22]	694	Th. 1.2 [22]	
3	11	14	844	Th. 2.3 [3]	1 386	Cor. 4 [2]	
3	11	15	1 398	Moore bound	<u>3 832</u>	Th. 2.1 [8]	
3	11	16	1 698	Th. 2.3 [3]	3 834	Th. 1 [2]	
3	11	17	2 806	Moore bound	<u>523 448</u> \rightarrow 9 002	Th. 2.1 [8]	Constr. 3.3 3-1T
3	11	18	3 404	Th. 2.3 [3]	523 450	Th. 1 [2]	
3	11	19	5 622	Moore bound	2 095 688	Th. 2.1 [8]	
3	11	20	6 818	Th. 2.3 [3]	2 095 690	Th. 1 [2]	
3	12	5	37	Cor. 2 [5]	37	Cor. 2 [5]	
3	12	6	50	Th. 2 [51]	50	Th. 2 [51]	
3	12	7	85	Cor. 2 [5]	85	Cor. 2 [5]	
3	12	8	105	Th. 2.3 [3]	105	Cor. 7 [5]	
3	12	9	181	Th. 9 [19]	181	Th. 9 [19]	
3	12	10	221	Th. 2.3 [3]	274 \rightarrow 265	Th. 3 (i) [5]	Th. 4.2
3	12	11	373	Cor. 2 [5]	373	Cor. 2 [5]	
3	12	12	453	Th. 2.3 [3]	498 \rightarrow 477	Th. 3 (i) [5]	Th. 4.2
3	12	13	757	Th. 1.2 [22]	757	Th. 1.2 [22]	
3	12	14	917	Th. 2.3 [3]	1 386	Cor. 4 [2]	
3	12	15	1 525	Moore bound	2 474 \rightarrow 2 450	Th. 3 (iii) [5]	Th. 4.2
3	12	16	1 845	Th. 2.3 [3]	3 834 \rightarrow 3 774	Th. 3 (i) [5]	Th. 4.2
3	12	17	3 061	Moore bound	262 130 \rightarrow 6 049	Th. 3 (iii) [5]	Constr. 3.2 3-1T
3	12	18	3 701	Th. 2.3 [3]	523 450 \rightarrow 10 171	Th. 3 (i) [5]	Th. 4.2
3	12	19	6 133	Moore bound	1 048 562 \rightarrow 17 221	Th. 3 (iii) [5]	Th. 4.2
3	12	20	7 413	Th. 2.3 [3]	2 095 690 \rightarrow 21 390	Th. 3 (i) [5]	Th. 4.2
3	13	5	40	Th. 5 [19]	40	Th. 5 [19]	
3	13	6	54	Th. 1 [28]	54	Th. 1 [28]	
3	13	7	92	Th. 7 [19]	92	Th. 7 [19]	
3	13	8	116	Th. 3.3 [4]	120	Th. 3.4 [4]	
3	13	9	196	Th. 9 [19]	196	Th. 9 [19]	
3	13	10	240	Th. 2.3 [3]	344 \rightarrow 338	Cor. 2 [2]	Th. 4.2
3	13	11	404	Th. 1.2 [22]	404	Th. 1.2 [22]	
3	13	12	490	Th. 2.3 [3]	624 \rightarrow 606	Cor. 3 [2]	Th. 4.2
3	13	13	820	Th. 1.2 [22]	820	Th. 1.2 [22]	
3	13	14	992	Th. 2.3 [3]	1 734	Cor. 4 [2]	
3	13	15	1 652	Moore bound	<u>4 792</u> \rightarrow 3 070	Th. 2.1 [8]	Th. 4.2
3	13	16	1 994	Th. 2.3 [3]	4 794 \rightarrow 4 734	Th. 1 [2]	Th. 4.2
3	13	17	3 316	Moore bound	<u>654 312</u> \rightarrow 10 820	Th. 2.1 [8]	Th. 4.2

Table 8: Lower and upper bound for $n(\{r, m\}; g)$ with $r = 3$ and m from 11 till 13.

r	m	g	$n(\{r, m\}; g) \geq$	Source	$n(\{r, m\}; g) \leq$	Source	Source improvement
3	13	18	4 000	Th. 2.3 [3]	654 314 \rightarrow 12 734	Th. 1 [2]	Th. 4.2
3	13	19	6 644	Moore bound	<u>2 619 612</u> \rightarrow 21 548	Th. 2.1 [8]	Th. 4.2
3	13	20	8 010	Th. 2.3 [3]	2 619 614 \rightarrow 26 766	Th. 1 [2]	Th. 4.2
3	14	5	43	Th. 5 [19]	43	Th. 5 [19]	
3	14	6	58	Th. 2 [51]	58	Th. 2 [51]	
3	14	7	99	Th. 7 [19]	99	Th. 7 [19]	
3	14	8	124	Th. 3.3 [4]	127	Cor. 3.3 [4]	
3	14	9	211	Th. 9 [19]	211	Th. 9 [19]	
3	14	10	257	Th. 2.3 [3]	342	Cor. 2 [2]	
3	14	11	435	Th. 1.2 [22]	435	Th. 1.2 [22]	
3	14	12	526	Th. 2.3 [3]	622	Cor. 3 [2]	
3	14	13	883	Th. 1.2 [22]	883	Th. 1.2 [22]	
3	14	14	1 065	Th. 2.3 [3]	1 732	Cor. 4 [2]	
3	14	15	1 779	Moore bound	<u>4 791</u> \rightarrow 3 025	Th. 2.1 [8]	Constr. 3.2 3-1T
3	14	16	2 142	Th. 2.3 [3]	4 792	Th. 1 [2]	
3	14	17	3 571	Moore bound	<u>654 311</u> \rightarrow 8 065	Th. 2.1 [8]	Constr. 3.2 3-1T
3	14	18	4 297	Th. 2.3 [3]	654 312	Th. 1 [2]	
3	14	19	7 155	Moore bound	<u>2 619 611</u>	Th. 2.1 [8]	
3	14	20	8 606	Th. 2.3 [3]	2 619 612	Th. 1 [2]	
3	15	5	46	Th. 5 [19]	46	Th. 5 [19]	
3	15	6	62	Th. 1 [28]	62	Th. 1 [28]	
3	15	7	106	Th. 7 [19]	106	Th. 7 [19]	
3	15	8	130	Th. 2.3 [3]	130	Cor. 7 [5]	
3	15	9	226	Th. 9 [19]	226	Th. 9 [19]	
3	15	10	274	Th. 2.3 [3]	342 \rightarrow 330	Th. 3 (i) [5]	Th. 4.2
3	15	11	466	Th. 1.2 [22]	466	Th. 1.2 [22]	
3	15	12	562	Th. 2.3 [3]	622 \rightarrow 594	Th. 3 (i) [5]	Th. 4.2
3	15	13	946	Th. 1.2 [22]	946	Th. 1.2 [22]	
3	15	14	1 138	Th. 2.3 [3]	1 732	Cor. 4 [2]	
3	15	15	1 906	Moore bound	3 092 \rightarrow 3 060	Th. 3 (iii) [5]	Th. 4.2
3	15	16	2 290	Th. 2.3 [3]	4 792 \rightarrow 4 712	Th. 3 (i) [5]	Th. 4.2
3	15	17	3 826	Moore bound	327 662 \rightarrow 10 800	Th. 3 (iii) [5]	Th. 4.2
3	15	18	4 594	Th. 2.3 [3]	654 312 \rightarrow 12 708	Th. 3 (i) [5]	Th. 4.2
3	15	19	7 666	Moore bound	1 310 702 \rightarrow 21 520	Th. 3 (iii) [5]	Th. 4.2
3	15	20	9 202	Th. 2.3 [3]	2 619 612 \rightarrow 26 728	Th. 3 (i) [5]	Th. 4.2
3	16	5	49	Cor. 2 [5]	49	Cor. 2 [5]	
3	16	6	66	Th. 1 [28]	66	Th. 1 [28]	
3	16	7	113	Cor. 2 [5]	113	Cor. 2 [5]	
3	16	8	141	Th. 3.3 [4]	147	Th. 3.4 [4]	
3	16	9	241	Th. 9 [19]	241	Th. 9 [19]	
3	16	10	292	Th. 2.3 [3]	412 \rightarrow 404	Cor. 2 [2]	Th. 4.2
3	16	11	497	Cor. 2 [5]	497	Cor. 2 [5]	
3	16	12	599	Th. 2.3 [3]	748 \rightarrow 724	Cor. 3 [2]	Th. 4.2
3	16	13	1 009	Th. 1.2 [22]	1 009	Th. 1.2 [22]	

Table 9: Lower and upper bound for $n(\{r, m\}; g)$ with $r = 3$ and m from 13 till 16.

r	m	g	$n(\{r, m\}; g) \geq$	Source	$n(\{r, m\}; g) \leq$	Source	Source improvement
3	16	14	1 212	Th. 2.3 [3]	2 080	Cor. 4 [2]	
3	16	15	2 033	Moore bound	3 833 \rightarrow 3 457	Th. 1 [5]	Constr. 3.2 3-1T
3	16	16	2 439	Th. 2.3 [3]	5 752 \rightarrow 4 961	Th. 1 [2]	Constr. 3.2 3-1T
3	16	17	4 081	Moore bound	523 449 \rightarrow 8 065	Th. 1 [5]	Constr. 3.2 3-1T
3	16	18	4 892	Th. 2.3 [3]	785 176 \rightarrow 15 272	Th. 1 [2]	Th. 4.2
3	16	19	8 177	Moore bound	2 095 689 \rightarrow 25 848	Th. 1 [5]	Th. 4.2
3	16	20	9 799	Th. 2.3 [3]	3 143 536 \rightarrow 32 104	Th. 1 [2]	Th. 4.2
3	17	5	52	Th. 5 [19]	52	Th. 5 [19]	
3	17	6	70	Th. 2 [51]	70	Th. 2 [51]	
3	17	7	120	Th. 7 [19]	120	Th. 7 [19]	
3	17	8	150	Th. 3.3 [4]	152	Cor. 3.3 [4]	
3	17	9	256	Th. 9 [19]	256	Th. 9 [19]	
3	17	10	310	Th. 2.3 [3]	410	Cor. 2 [2]	
3	17	11	528	Th. 1.2 [22]	528	Th. 1.2 [22]	
3	17	12	636	Th. 2.3 [3]	746	Cor. 3 [2]	
3	17	13	1 072	Th. 1.2 [22]	1 072	Th. 1.2 [22]	
3	17	14	1 286	Th. 2.3 [3]	2 078	Cor. 4 [2]	
3	17	15	2 160	Moore bound	<u>5 748</u>	Th. 2.1 [8]	
3	17	16	2 588	Th. 2.3 [3]	5 750	Th. 1 [2]	
3	17	17	4 336	Moore bound	<u>785 172</u>	Th. 2.1 [8]	
3	17	18	5 190	Th. 2.3 [3]	785 174	Th. 1 [2]	
3	17	19	8 688	Moore bound	<u>3 143 532</u>	Th. 2.1 [8]	
3	17	20	10 396	Th. 2.3 [3]	3 143 534	Th. 1 [2]	
3	18	5	55	Th. 5 [19]	55	Th. 5 [19]	
3	18	6	74	Th. 2 [51]	74	Th. 2 [51]	
3	18	7	127	Th. 7 [19]	127	Th. 7 [19]	
3	18	8	155	Th. 2.3 [3]	155	Cor. 7 [5]	
3	18	9	271	Th. 9 [19]	271	Th. 9 [19]	
3	18	10	327	Th. 2.3 [3]	410 \rightarrow 395	Th. 3 (i) [5]	Th. 4.2
3	18	11	559	Th. 1.2 [22]	559	Th. 1.2 [22]	
3	18	12	671	Th. 2.3 [3]	746 \rightarrow 711	Th. 3 (i) [5]	Th. 4.2
3	18	13	1 135	Th. 1.2 [22]	1 135	Th. 1.2 [22]	
3	18	14	1 359	Th. 2.3 [3]	2 078	Cor. 4 [2]	
3	18	15	2 287	Moore bound	3 710 \rightarrow 3 670	Th. 3 (iii) [5]	Th. 4.2
3	18	16	2 735	Th. 2.3 [3]	5 750 \rightarrow 5 650	Th. 3 (i) [5]	Th. 4.2
3	18	17	4 591	Moore bound	393 194 \rightarrow 9 073	Th. 3 (iii) [5]	Constr. 3.2 3-1T
3	18	18	5 487	Th. 2.3 [3]	785 174 \rightarrow 15 245	Th. 3 (i) [5]	Th. 4.2
3	18	19	9 199	Moore bound	1 572 842 \rightarrow 25 819	Th. 3 (iii) [5]	Th. 4.2
3	18	20	10 991	Th. 2.3 [3]	3 143 534 \rightarrow 32 066	Th. 3 (i) [5]	Th. 4.2

Table 10: Lower and upper bound for $n(\{r, m\}; g)$ with $r = 3$ and m from 16 till 18.

r	m	g	$n(\{r, m\}; g) \geq$	Source	$n(\{r, m\}; g) \leq$	Source	Source improvement
4	5	5	21	Th. 2 [28]	21	Th. 2 [28]	
4	5	6	32	Th. 2 [51]	32	Th. 2 [51]	
4	5	7	66 → 69	Moore bound	<u>120</u> → 96	Th. 2.1 [8]	Constr. 3.1 4-1T
4	5	8	97	Th. 2.3 [3]	121	Th. 3.1 [9]	
4	5	9	201	Moore bound	<u>1 125</u> → 360	Th. 2.1 [8]	Constr. 3.1 4-1T
4	5	10	295	Th. 2.3 [3]	1 126 → 514	Th. 3.1 [9]	Constr. 3.3 4-1T
4	5	11	606	Moore bound	<u>1 920</u> → 1 260	Th. 2.1 [8]	Constr. 3.1 4-2T
4	5	12	889	Th. 2.3 [3]	1 921	Th. 3.1 [9]	
4	6	5	25	Cor. 2 [5]	25	Cor. 2 [5]	
4	6	6	38	Th. 2 [51]	38	Th. 2 [51]	
4	6	7	79	Cor. 2 [5]	79	Cor. 2 [5]	
4	6	8	114	Th. 2.3 [3]	138	Th. 2.2 [4]	
4	6	9	241	Moore bound	383	Th. 1 [5]	
4	6	10	348	Th. 2.3 [3]	726	Th. 1 [5]	
4	6	11	727	Cor. 2 [5]	727	Cor. 2 [5]	
4	6	12	1 050	Th. 2.3 [3]	1 386	Th. 2.2 [4]	
4	7	5	29	Th. 2 [28]	29	Th. 2 [28]	
4	7	6	44	Th. 3 [51]	44	Th. 3 [51]	
4	7	7	92	Moore bound	<u>142</u>	Th. 2.1 [8]	
4	7	8	131	Th. 2.3 [3]	143	Th. 2.2 [4]	
4	7	9	281	Moore bound	<u>741</u> → 422	Th. 2.1 [8]	Constr. 3.3 4-1T
4	7	10	401	Th. 2.3 [3]	742	Th. 2.2 (i) [3]	
4	7	11	848	Moore bound	<u>1 402</u>	Th. 2.1 [8]	
4	7	12	1 211	Th. 2.3 [3]	1 403	Th. 2.2 [4]	
4	8	5	33	Th. 2 [28]	33	Th. 2 [28]	
4	8	6	50	Th. 2 [51]	50	Th. 2 [51]	
4	8	7	105	Th. 1.2 [22]	105	Th. 1.2 [22]	
4	8	8	148	Th. 2.3 [3]	151	Cor. 6 (ii) [5]	
4	8	9	321	Moore bound	510 → 505	Th. 3 (iii) [5]	Constr. 3.2 4-1T
4	8	10	454	Th. 2.3 [3]	766	Th. 3 (i) [5]	
4	8	11	969	Moore bound	<u>1 428</u>	Th. 2.1 [8]	
4	8	12	1 372	Th. 2.3 [3]	1 429	Cor. 6 (ii) [5]	
4	9	5	37	Th. 2 [28]	37	Th. 2 [28]	
4	9	6	56	Th. 2 [51]	56	Th. 2 [51]	
4	9	7	118	Moore bound	<u>200</u> → 191	Th. 2.1 [8]	Th. 4.2
4	9	8	165	Th. 2.3 [3]	201	Th. 2.2 [4]	
4	9	9	361	Moore bound	<u>1 091</u> → 809	Th. 2.1 [8]	Th. 4.2
4	9	10	507	Th. 2.3 [3]	1 092 → 962	Th. 2.2 (ii) [3]	Constr. 3.3 4-2T
4	9	11	1 090	Moore bound	<u>2 060</u>	Th. 2.1 [8]	
4	9	12	1 533	Th. 2.3 [3]	2 061	Th. 2.2 [4]	
4	10	5	41	Th. 2 [28]	41	Th. 2 [28]	
4	10	6	62	Th. 2 [51]	62	Th. 2 [51]	
4	10	7	131	Th. 1.2 [22]	131	Th. 1.2 [22]	
4	10	8	182	Th. 2.3 [3]	206	Th. 2.2 [4]	

Table 11: Lower and upper bound for $n(\{r, m\}; g)$ with $r = 4$ and m from 5 till 10.

r	m	g	$n(\{r, m\}; g) \geq$	Source	$n(\{r, m\}; g) \leq$	Source	Source improvement
4	10	9	401	Moore bound	<u>1 099</u> \rightarrow 961	Th. 2.1 [8]	Constr. 3.2 4-2T
4	10	10	560	Th. 2.3 [3]	1 100	Th. 2.2 (i) [3]	
4	10	11	1 211	Moore bound	<u>2 077</u>	Th. 2.1 [8]	
4	10	12	1 694	Th. 2.3 [3]	2 078	Th. 2.2 [4]	
4	11	5	45	Th. 2 [28]	45	Th. 2 [28]	
4	11	6	68	Th. 3 [51]	68	Th. 3 [51]	
4	11	7	144	Moore bound	118 162 \rightarrow 242	[13]	Constr. 3.3 4-1T
4	11	8	199	Th. 2.3 [3]	236 252 \rightarrow 302	[13]	Constr. 3.3 4-ET
4	11	9	441	Moore bound	9 566 194 \rightarrow 1 094	[13]	Constr. 3.3 4-2T
4	11	10	613	Th. 2.3 [3]	19 132 184 \rightarrow 1 322	[13]	Constr. 3.3 4-2T
4	11	11	1 332	Moore bound	774 841 705	[13]	
4	11	12	1 855	Th. 2.3 [3]	1 549 682 436	[13]	
4	12	5	49	Cor. 2 [5]	49	Cor. 2 [5]	
4	12	6	74	Th. 2 [51]	74	Th. 2 [51]	
4	12	7	157	Cor. 2 [5]	157	Cor. 2 [5]	
4	12	8	216	Th. 2.3 [3]	222	Cor. 6 (ii) [5]	
4	12	9	481	Moore bound	764	Th. 3 (iii) [5]	
4	12	10	666	Th. 2.3 [3]	1 148	Th. 3 (i) [5]	
4	12	11	1 453	Cor. 2 [5]	1 453	Cor. 2 [5]	
4	12	12	2 016	Th. 2.3 [3]	2 130	Cor. 6 (ii) [5]	
4	13	5	53	Th. 2 [28]	53	Th. 2 [28]	
4	13	6	80	Th. 3 [51]	80	Th. 3 [51]	
4	13	7	170	Moore bound	<u>268</u>	Th. 2.1 [8]	
4	13	8	233	Th. 2.3 [3]	269	Th. 2.2 [4]	
4	13	9	521	Moore bound	<u>1 457</u> \rightarrow 1 351	Th. 2.1 [8]	Th. 4.2
4	13	10	719	Th. 2.3 [3]	1 458	Th. 2.2 (i) [3]	
4	13	11	1 574	Moore bound	<u>2 752</u>	Th. 2.1 [8]	
4	13	12	2 177	Th. 2.3 [3]	2 753	Th. 2.2 [4]	

Table 12: Lower and upper bound for $n(\{r, m\}; g)$ with $r = 4$ and m from 10 till 13.

r	m	g	$n(\{r, m\}; g) \geq$	Source	$n(\{r, m\}; g) \leq$	Source	Source improvement
5	6	5	31	Th. 1.2 [22]	31	Th. 1.2 [22]	
5	6	6	50	Th. 2 [51]	50	Th. 2 [51]	
5	6	7	127	Moore bound	<u>240</u>	Th. 2.1 [8]	
5	6	8	196	Th. 2.3 [3]	241	Th. 3.1 [9]	
5	6	9	511	Moore bound	<u>5 998</u> \rightarrow <u>2 556</u>	Th. 2.1 [8]	
5	6	10	788	Th. 2.3 [3]	<u>5 999</u> \rightarrow 2 557	Th. 2.1 [8]	Th. 4.2
5	6	11	2 047	Moore bound	<u>6 000</u> \rightarrow 5 351	Th. 2.1 [8]	Th. 4.2
5	6	12	3 156	Th. 2.3 [3]	<u>6 001</u> \rightarrow 5 414	Th. 3.1 [9]	Th. 4.2
5	7	5	36	Th. 1.2 [22]	36	Th. 1.2 [22]	
5	7	6	58	Th. 3 [51]	58	Th. 3 [51]	
5	7	7	148	Moore bound	822 \rightarrow 290	[13]	Constr. 3.3 5-1T
5	7	8	222	Th. 2.3 [3]	842 \rightarrow 386	[13]	Constr. 3.3 5-1T
5	7	9	596	Moore bound	<u>34 218</u> \rightarrow <u>3 852</u>	[13]	
5	7	10	894	Th. 2.3 [3]	<u>34 222</u> \rightarrow 3 854	[13]	Th. 4.2
5	7	11	2 388	Moore bound	<u>35 614</u> \rightarrow 8 040	[13]	Th. 4.2
5	7	12	3 582	Th. 2.3 [3]	<u>35 658</u> \rightarrow 8 144	[13]	Th. 4.2
5	8	5	41	Cor. 2 [5]	41	Cor. 2 [5]	
5	8	6	66	Th. 2 [51]	66	Th. 2 [51]	
5	8	7	169	Cor. 2 [5]	169	Cor. 2 [5]	
5	8	8	248	Th. 2.3 [3]	308	Th. 2.2 [4]	
5	8	9	681	Moore bound	1 295	Th. 1 [5]	
5	8	10	1 000	Th. 2.3 [3]	<u>2 540</u>	Th. 2.2 (ii) [3]	
5	8	11	2 729	Cor. 2 [5]	2 729	Cor. 2 [5]	
5	8	12	4 008	Th. 2.3 [3]	5 328	Th. 2.2 [4]	
5	9	5	46	Th. 1.2 [22]	46	Th. 1.2 [22]	
5	9	6	74	Th. 2 [51]	74	Th. 2 [51]	
5	9	7	190	Moore bound	<u>312</u> \rightarrow 290	Th. 2.1 [8]	Constr. 3.3 5-1T
5	9	8	274	Th. 2.3 [3]	314	Th. 2.2 [4]	
5	9	9	766	Moore bound	<u>2 548</u>	Th. 2.1 [8]	
5	9	10	1 106	Th. 2.3 [3]	2 550	Th. 2.2 (i) [3]	
5	9	11	3 070	Moore bound	<u>5 352</u>	Th. 2.1 [8]	
5	9	12	4 434	Th. 2.3 [3]	5 354	Th. 2.2 [4]	
5	10	5	51	Th. 1.2 [22]	51	Th. 1.2 [22]	
5	10	6	82	Th. 2 [51]	82	Th. 2 [51]	
5	10	7	211	Moore bound	302	Th. 3 (iii) [5]	
5	10	8	300	Th. 2.3 [3]	324	Cor. 6 (ii) [5]	
5	10	9	851	Moore bound	2 586	Th. 3 (iii) [5]	
5	10	10	1 212	Th. 2.3 [3]	2 590	Th. 3 (i) [5]	
5	10	11	3 411	Moore bound	5 374	Th. 3 (iii) [5]	
5	10	12	4 860	Th. 2.3 [3]	5 458	Th. 3 (i) [5]	
5	11	5	56	Th. 1.2 [22]	56	Th. 1.2 [22]	
5	11	6	90	Th. 3 [51]	90	Th. 3 [51]	
5	11	7	232	Moore bound	118 250 \rightarrow 322	[13]	Constr. 3.3 5-1T
5	11	8	326	Th. 2.3 [3]	236 342	[13]	

Table 13: Lower and upper bound for $n(\{r, m\}; g)$ with $r = 5$ and m from 6 till 11.

r	m	g	$n(\{r, m\}; g) \geq$	Source	$n(\{r, m\}; g) \leq$	Source	Source improvement
5	11	9	936	Moore bound	9 567 232	[13]	
5	11	10	1 318	Th. 2.3 [3]	19 133 096	[13]	
5	11	11	3 752	Moore bound	774 843 666	[13]	
5	11	12	5 286	Th. 2.3 [3]	1 549 684 438	[13]	
5	12	5	61	Th. 1.2 [22]	61	Th. 1.2 [22]	
5	12	6	98	Th. 2 [51]	98	Th. 2 [51]	
5	12	7	253	Moore bound	<u>451</u> \rightarrow 385	Th. 2.1 [8]	Constr. 3.2 5-1T
5	12	8	352	Th. 2.3 [3]	452	Th. 2.2 [4]	
5	12	9	1 021	Moore bound	<u>3 793</u>	Th. 2.1 [8]	
5	12	10	1 424	Th. 2.3 [3]	<u>3 794</u>	Th. 2.2 (ii) [3]	
5	12	11	4 093	Moore bound	<u>7 951</u>	Th. 2.1 [8]	
5	12	12	5 712	Th. 2.3 [3]	7 952	Th. 2.2 [4]	
5	13	5	66	Th. 1.2 [22]	66	Th. 1.2 [22]	
5	13	6	106	Th. 3 [51]	106	Th. 3 [51]	
5	13	7	274	Moore bound	<u>456</u> \rightarrow 386	Th. 2.1 [8]	Constr. 3.3 5-1T
5	13	8	378	Th. 2.3 [3]	458	Th. 2.2 [4]	
5	13	9	1 106	Moore bound	<u>3 802</u>	Th. 2.1 [8]	
5	13	10	1 530	Th. 2.3 [3]	3 804	Th. 2.2 (i) [3]	
5	13	11	4 434	Moore bound	<u>7 976</u>	Th. 2.1 [8]	
5	13	12	6 138	Th. 2.3 [3]	7 978	Th. 2.2 [4]	

Table 14: Lower and upper bound for $n(\{r, m\}; g)$ with $r = 5$ and m from 11 till 13.