

Arcee: An OCM-Solver

Kimon Boehmer^a, Lukas Lee George^b, Fanny Hauser^c, Jesse Palarus^{d,*}

^aUniversité Paris-Saclay, kimon.boehmer@ens-paris-saclay.fr

^bTU Berlin, l.l.george@gmx.de

^cTU Berlin, f.hauser@tu-berlin.de

^dTU Berlin, j.palarus@tu-berlin.de

Abstract

The 2024 PACE Challenge focused on the ONE-SIDED CROSSING MINIMIZATION (OCM) problem, which aims to minimize edge crossings in a bipartite graph with a fixed order in one partition and a free order in the other. We describe our OCM solver submission that utilizes various reduction rules for OCM and, for the heuristic track, employs local search approaches as well as techniques to escape local minima. The exact and parameterized solver uses an ILP formulation and branch & bound to solve an equivalent FEEDBACK ARC SET instance.

Keywords: PACE 2024, One-Sided Crossing Minimization, OCM

1. Introduction

In the Parameterized Algorithms and Computational Experiments (PACE) Challenge of 2024, the problem of interest was ONE-SIDED CROSSING MINIMIZATION (OCM). In this problem, we are given a bipartite graph with vertex partitions A and B which are drawn horizontally and in parallel. Additionally, we are given a fixed linear order for the vertices in A . The goal is to find an ordering of the vertices in B that minimizes the total number of edge crossings when all edges are drawn with straight lines.

Algorithms for OCM are used for drawing hierarchical graphs [2] or producing row-based VLSI layouts [23, 24].

ONE-SIDED CROSSING MINIMIZATION

Input: A bipartite graph $G = ((A \cup B), E)$, and a linear order of A .

Task: Find an linear ordering of the vertices in B that minimizes the total number of edge crossings in a straight-line drawing of G with A and B on two parallel lines, following their linear order.

1.1. Related Work

Eades and Wormald [10] showed that OCM is **NP**-hard and Dobler [6] further strengthened this result by showing that it remains **NP**-hard on trees. Positively, several fixed-parameter tractable algorithms have been proposed [7, 8, 9]. Dujmovic et al. [9] showed that OCM has a polynomial kernel. When lifting the exactness constraints, two well known and simple heuristics are the *median heuristic*

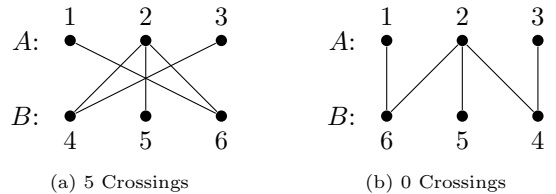


Figure 1: An OCM instance with different orderings of the free vertices and the corresponding number of edge crossings.

which was introduced by Eades and Wormald [10] and the *barycenter heuristic* which was introduced by Sugiyama et al. [25]. The median heuristic places each vertex in B at the median of the positions of its neighboring vertices in A . Its running time is $\mathcal{O}(n \log n)$. The barycenter heuristic has a running time of $\mathcal{O}(m + n \log n)$ and is similar to the median heuristic with the difference that each vertex of B is placed on the average of the positions of its neighboring vertices in A .

Eades and Wormald [10] also showed that the median heuristic is a 3-approximation. Later Nagamochi [20] proposed a 1.4664-approximation algorithm.

1.2. PACE

The Parameterized Algorithms and Computational Experiments Challenge (PACE) ¹ was first held in 2016 with the goal to deepen the relationship between parameterized algorithms and practice. Each year an **NP**-hard problem is given and the goal is to program a solver for this problem. Previous challenges included problems like TREE WIDTH, FEEDBACK VERTEX SET, CLUSTER EDITING or VERTEX COVER. This years challenge was announced in

*Corresponding author

Email address: j.palarus@gmail.com (Jesse Palarus)

¹<https://pacechallenge.org/2024/>

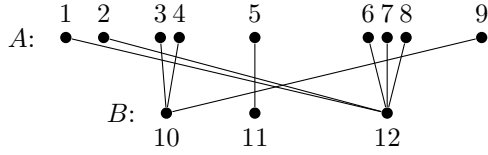


Figure 2: OCM instance whose penalty graph contains a cycle.

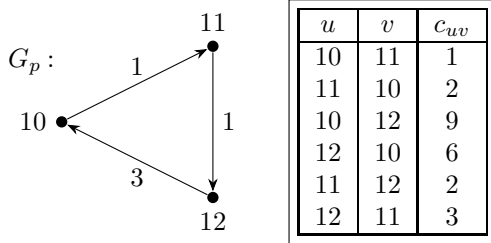


Figure 3: Penalty graph G_p and crossing numbers of the instance in Figure 2.

November 2023 and the submission deadline was in June 2024. The challenge consisted of three tracks. In the Exact Track, the solver has 30 minutes to find the optimal solution for the problem instance. In the Heuristic Track, the goal is to find the best possible solution within 5 minutes. The last track is the Parameterized Track, which is similar to the exact track because the solver has 30 minutes to find the optimal solution but additionally all instances have *small cutwidth*. It was required that all solvers are single threaded and each solver is limited to 8GB of memory. The solvers were tested on 200 instances for each track (100 of those were known during the competition) and we used those to test our solvers while developing them. In Figure 1 we can see an example instance with the PACE naming scheme and a corresponding optimal solution to this instance.

2. Preliminaries

We make use of the usual definitions for graphs $G = (V, E)$, bipartite graphs $G = ((A \cup B), E)$ and directed graphs $G = (V, E)$. We use $N(v)$ for a vertex $v \in V$ to denote its open neighborhood and $N(U)$ for a set U to denote the neighborhood union of all $u \in U$ as $N(U) = \bigcup_{u \in U} N(u)$. We call the set B of an OCM instance the free vertices set or free set and A the fixed vertices set or fixed set.

Usually, exact and heuristic solvers for OCM will first require the computation of the so-called *crossing matrix* M or *crossing numbers* [9, 13, 14, 18]. An entry $c_{uv} \in M$ with $u, v \in B$ denotes the number of edge crossings between edges incident to u and edges incident to v , when u appears before v in the ordering. In other words, this is the number of pairs of fixed vertices $u', v' \in A$ for which u' precedes v' in the fixed order and $u' \in N(v)$ and $v' \in N(u)$.

The *penalty graph* G_p of an OCM instance with free vertices set B is a weighted directed graph (B, E) where

$E := \{(u, v) \in B^2 \mid c_{uv} < c_{vu}\}$ and edge weights $w((u, v)) = c_{vu} - c_{uv}$. Sugiyama et al. [25] observed a connection between OCM and the Weighted Feedback Arc Set, which we will refer to as Feedback Arc Set or FAS in the following, of the penalty graph: An optimal ordering of the vertices B for OCM is equal to a topological ordering when an optimal Feedback Arc Set is removed from the penalty graph.

WEIGHTED FEEDBACK ARC SET

Input: A directed graph $G = (V, E)$ and a function $w : E \mapsto \mathbb{N}$

Task: Find a set of edges $X \subseteq E$ such that $G_X = (V, E \setminus X)$ is acyclic while minimizing $\sum_{x \in X} w(x)$.

Intuitively the penalty graph is generated by orienting every pair such that the crossing number is minimized and then resolves cycles in that order with FAS paying exactly the delta of a pair's crossing numbers in order to remove that edge in the penalty graph. The instance in Figure 2 can be optimally solved using the penalty graph in Figure 3 by removing e.g. edge (10, 11). Thus, the optimal ordering provided via the topological sort of the penalty graph with edge (10, 11) removed would be 11 before 12 before 10.

In the following, we consider OCM instances and graphs to be *large* if the solver opts not to generate and store their crossing matrix and penalty graph due to memory limitations. In our submitted solver all instances with more than 10,000 free vertices are considered large.

3. Data Reduction

Before solving any instance with the heuristic or exact techniques we try to split it up into a set of subinstances and reduce them. The following methods, consisting of graph splitting and reduction rules, are employed in the heuristic, exact and parameterized track.

3.1. Graph Splitting

Our go-to approach in order to split an instance's graph relies on the penalty graph G_p . We observe that we can solve each strongly connected component of the instance's penalty graph individually. Concatenating their solutions in the topological order of G_p 's strongly connected components (visualized in Figure 4) yields a correct linear order for B . The order is optimal if all of the penalty graph's strongly connected components were solved optimally, due to the topological sort ordering components such that their crossings are minimized.

However, the penalty graph approach is only feasible for small graphs. Therefore, we rely on a simpler method for large graphs where we try to split the graph by partitioning the free vertices B into non-empty subsets $\mathcal{B} = \{B_1, B_2, \dots, B_k\}$ such that there are no vertices $u, v, w \in A$ with u before v before w in the fixed order of A

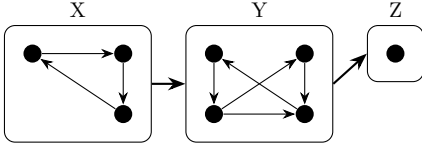


Figure 4: Strongly connected components of a penalty graph.

and sets $B_i, B_j \in \mathcal{B}$ with $u, w \in N(B_i)$ and $v \in N(B_j)$. In other words: The neighborhood intervals of the elements of \mathcal{B} do not overlap in the set of fixed vertices. An example OCM instance that can be split via partitioning is Figure 5 where one can observe that the partition of vertices in B $\{5, 7, 9\}$ has to be ordered before $\{6, 8, 10\}$. We can split a graph into the induced subgraphs of each partition element and potentially further split these subgraphs with the aforementioned penalty graph splitting approach. Again, optimal solution orders for each subgraph can be concatenated to an optimal overall order for the entire instance. This time they are ordered by their neighborhood intervals: Every vertex in B_i is ordered before every vertex in B_j if for all vertices $u \in N(B_i)$ and all vertices $v \in N(B_j)$ u comes before v in the given linear order of A for all $B_i, B_j \in \mathcal{B}$. In both methods isolated vertices in B can be inserted into the overall solution order arbitrarily, because they do not have an effect on the number of crossings.

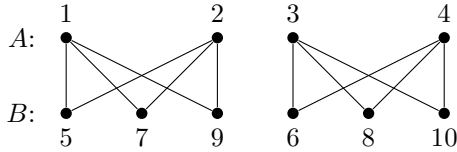


Figure 5: OCM instance splittable by partitioning the set of free vertices into $\{\{5, 7, 9\}, \{6, 8, 10\}\}$.

3.2. Reduction Rules

We mostly apply data reductions proposed by Dujmovic et al. [9]. In particular their rules **RR1**, **RR2**, **RRL01** in unmodified form and a modified version of their **RRlarge** rule that accounts not only for an upper bound but also for the trivial lower bound described by Nagamochi [19].

Reduction rules **RR1**, **RR2** and **RRlarge** work by creating a partial ordering p of the vertices in B that is used by rule **RRL01** to entirely remove vertices from the graph or fix the already ordered pairs in the solution. For every $a, b \in B$ with $a \neq b$:

- Rule **RR1** commits a before b in p if $c_{ab} = 0$. Dujmovic et al. additionally require $c_{ba} > 0$, which we do not have to enforce, because there is no parameter to account for in our case.
- Rule **RR2** commits a before b arbitrarily if $N(a) = N(b)$.

- The originally proposed **RRlarge** rule commits a before b if $c_{ba} > upper_bound$. The upper bound can be provided by a fast heuristic. Putting b before a in p will result in a worse solution than the upper bound's solution.
- Rule **RRL01** eventually removes vertices from a graph if their final position in the solution output is fully determined by p . We can store the position and later add the vertex to the solution.

The trivial lower bound for any OCM instance can be found by summing up $min(c_{ab}, c_{ba})$ over all pairs $a, b \in B$. We make use of that lower bound by incorporating it in the **RRlarge** rule whose modified version commits a before b if $c_{ba} + lower_bound - c_{ab} > upper_bound$. The modified version is still correct. Assume that an instance fulfills the inequality of our modified **RRlarge** rule. Then putting b before a results in a solution with a number of total crossings c_{ba} plus the lower bound of the instance without the pair (a, b) . It must hold that $c_{ab} < c_{ba}$ as $c_{ab} > c_{ba}$ contradicts $lower_bound \leq upper_bound$. Therefore, we can correct the lower bound to one without the pair (a, b) by subtracting c_{ab} so the solution with b before a results in $c_{ba} + lower_bound - c_{ab}$ total crossings which is worse than the upper bound solution.

Bringing everything together, we first run our graph splitting methods depending on the size of the instance and go on to use data reduction rules on each subinstance. We apply **RR1**, **RR2** and our modified **RRlarge** rule exhaustively then add all transitive pairs to p and, finally, remove vertices using **RRL01**. Additionally we save every partially ordered pair $a, b \in B$ to make use of it in the exact and heuristic solvers.

4. Heuristic Solver

We use different approaches to find a heuristic solution depending on the size of the graph. For small graphs the repeated application of our methods leads to better results. However, on large graphs even a single application may stress the resource limit. The first step in our heuristic for small graphs is to compute an initial order with the median heuristic. We will interpret the orderings of A and B as positions ranging from 1 to $|A|$ and from 1 to $|B|$, respectively. If two vertices are assigned the same position, we use an arbitrary tie breaker.

4.1. Local Search

Sifting To improve an order, we use *sifting*, which was first introduced by Rudell [22]. One vertex is taken at a time and placed at the position in the order which minimizes the total number of crossings. We do this exhaustively for all free vertices of the graph, but choose the sequence in which we sift the vertices randomly. After applying sifting on the order computed by the median heuristic, we apply it on random orders and store the order with the fewest crossings.

Swapping To escape local optima, we use *force swapping* if no better solution was found for 592 iterations² of using a random order with sifting. Force swapping is done by choosing two vertices from the free vertex set and swapping their positions in the order. Then, we use sifting to improve the order while requiring that the relative position of the two vertices remains unchanged. We iterate through all vertices in a random order, swapping each vertex with its immediate right neighbor within the current best ordering. Subsequently, we increment the distance of the swapped vertices in each iteration by 9 until the distance is greater than 90.

4.2. Large Graphs

For large graphs, we first compute an order with the median heuristic and try to improve it by swapping neighboring vertices in the order until 10% of the available time is used or no swap of two neighboring vertices improves the solution. We repeat the same with the barycenter heuristic. We then check the number of crossings for both solutions and only work with the better solution in the following. Then, we use a variation of sifting to improve the best order found so far. Instead of checking all possible positions for each vertex in the order, we stop the search for the best insertion position of a vertex if the total number of crossings increases by 20,000 or the vertex would be moved more than 2,000 positions from its current position. These measures are mainly incorporated so that every vertex has a chance to be looked at in the time limit at least once even on very large graphs. We sift the vertices until the time limit is reached.

5. Exact Solver

For our exact solvers, we mainly use the fact from [Section 2](#) that the solution for OCM is equivalent to a topological sorting from the corresponding penalty graph when an FAS is removed from the edge set. This implies that we will mainly focus on a way to find for a given directed graph $G = (V, E)$ and weight function $w : E \rightarrow \mathbb{N}$ a minimal FAS.

5.1. ILP Solvers

Integer Linear Programming (ILP) formulations are widely employed in the literature to obtain exact solutions for NP-hard problems [12, 15, 26]. For our minimal FAS problem, we consider two approaches.

The first approach, proposed by Grötschel et al. [11], introduces a binary variable $m_{u,v}$ for each node pair $u, v \in V, u \neq v$. These variables encode a linear ordering such

that $m_{u,v} = 1$ if and only if u precedes v in the ordering. The ILP is formulated as follows:

$$\begin{aligned} \min \quad & \sum_{(v,u) \in E} m_{u,v} w(v,u) \\ \text{s.t.} \quad & m_{u,v} \in \{0, 1\} && \text{for all } u, v \in V, u \neq v \\ & m_{u,v} = 1 - m_{v,u} && \text{for all } u, v \in V, u \neq v \\ & m_{u,v} + m_{v,w} - m_{u,w} \leq 1 && \text{for all } u, v, w \in V \\ & && \text{with } u \neq v, v \neq w, u \neq w \end{aligned}$$

The second constraint ensures symmetry in the resulting linear ordering, while the third constraint enforces transitivity. Since this ILP solver finds a linear ordering with its variables, we will call it the linear ordering or linear ILP in the following.

An alternative ILP formulation, introduced by Pho and Lapidus [21], exploits the fact that removing at least one edge from every cycle yields an FAS. This leads to the following formulation:

$$\begin{aligned} \min \quad & \sum_{e \in E} w(e) \cdot y_e \\ \text{s.t.} \quad & y_e \in \{0, 1\} && \text{for all } e \in E \\ & \sum_{e \in C} y_e \geq 1 && \text{for all } C \in \mathcal{C} \end{aligned}$$

Here, for each $e \in E$, we have a binary variable y_e where $y_e = 1$ if and only if edge e should be removed from the graph. In the following, we will refer to this approach as cycle ILP.

5.2. Row Generation

The linear ordering approach utilizes $\mathcal{O}(n^2)$ variables and $\mathcal{O}(n^3)$ constraints. The high number of constraints can lead to substantial memory usage and numerical instability. In our experiments, we encountered instances with fewer than 100 nodes where ILP solvers produced incorrect solutions due to numerical issues.

In contrast, the cycle-based approach employs $\mathcal{O}(m)$ variables and $\mathcal{O}(c)$ constraints, where c is the number of cycles in the graph. For a complete graph, this results in $\mathcal{O}(n!)$ constraints in the worst case. Besides the aforementioned issues for the linear ordering ILP, even enumerating all these cycles is computationally hard.

To address these challenges, we employ a row generation technique. This approach iteratively adds constraints until a valid solution is found, mitigating memory usage and numerical stability issues.

For the linear ordering formulation, we initially remove all transitive constraints and solve the ILP. We then verify if the variables form a valid linear ordering. If not, we add only those transitive constraints that contradict the current solution. This process is repeated until a valid solution is obtained.

For the cycle-based formulation, we need not only to generate constraints but also to lazily generate cycles, as

²The exact values were found with SMAC3 using a subset of the public instances for training [17]

Algorithm 1: Exact solver using lazy cycle generation

Input: A bipartite graph $G = (A, B)$ and a linear ordering of A

- 1 calculate an ordering of B using our heuristic from [Section 4](#) for 1 minute;
 - 2 calculate the penalty graph $G_P = (V, E_{original})$;
 - 3 $\mathcal{C} \leftarrow \emptyset$;
 - 4 **for** every edge $\{u, v\}$ that contradicts our heuristic **do**
 - 5 add a shortest cycle containing $\{u, v\}$ to \mathcal{C} (if it exists);
 - 6 $X \leftarrow$ solution from the partial ILP using \mathcal{C} ;
 - 7 go to step (4) using the graph $G' = (V, E_{original} \setminus X)$;
 - 8 Repeat this until:
 1. the size of the solution X matches the heuristic costs or
 2. G' can be sorted topologically.
-

enumerating all cycles is computationally too expensive even for small graphs. We adapt an approach proposed by Baharev et al. [1], resulting in the algorithm presented in [Algorithm 1](#). Our main modification to the original algorithm is in step 4. The paper suggests to recalculate an FAS heuristic for the current graph G' in each iteration. Instead we utilize our initial heuristic and search for all edges that contradict it. This approach serves as a heuristic for graph G' and has superior performance in our tests compared to recalculating an FAS heuristic at each iteration. We think that this improvement comes from our heuristic’s ability to find correct solutions in all test instances. Because of our approach, we then force our partial cycle set \mathcal{C} to include only those cycles necessary for the heuristic solution to be verified.

5.3. Branching

In addition to our ILP-based approach, we implemented a branch and bound algorithm. The main structure remains consistent with [Algorithm 1](#), but instead of employing an ILP solver in line 6, we utilize a branching technique to solve the FAS problem with the partial cycle matrix \mathcal{C} . For this we use the observation that at least one edge must be removed from every cycle, leading to the following branching rule:

Search for a cycle C with no selected edge:

For each edge $e \in C$: Select e and make a recursive call

While this algorithm is not fixed-parameter tractable with respect to the solution size due to the unbounded number of recursive calls in each step, it performs well in practice. This efficiency is attributed to our strategy in line 5 of [Algorithm 1](#), where we consistently add only the shortest cycles, resulting in relatively short cycles for branching.

To enhance the efficiency of our branch and bound algorithm, we add a packing lower bound. This is computed by searching for a set of edge-disjoint cycles \mathcal{P} . A simple lower bound can then be calculated as:

$$\sum_{C \in \mathcal{P}} \min_{e \in C} w(e)$$

We further improve this lower bound by allowing cycles to share edges in special cases. The procedure is as follows: We initialize a lower bound counter with 0. Then, we iterate through every cycle C and search for the edge e_{\min} with the smallest weight in C . We increment our lower bound by $w(e_{\min})$ and subtract $w(e_{\min})$ from the weight of each $e \in C$.

To cut branches more effectively, we implemented a local search heuristic based on the work of Lan et al. [16]. The core idea of this approach is to greedily select edges based on a random probability until a solution is found. The algorithm then iteratively improves this solution by randomly removing some edges from the current solution and reconstructing a solution using the randomized greedy strategy. This process is repeated for a fixed number of iterations, after which the best solution found is used as an upper bound.

6. Parameterized Solver

In the parameterized track of the 2024 PACE Challenge instances included an additional cutwidth parameter. Chung [4] defines the cutwidth of a graph $G = (V, E)$ using an injective function $\pi : V \mapsto \mathbb{N}$ called a numbering which denotes the order of vertices G drawn on a straight line. Then the cutwidth cw of G is:

$$cw(G) = \min_{\pi} \max_{i \in \mathbb{N}} |\{\{u, v\} \in E : \pi(u) \leq i < \pi(v)\}|$$

Thus, the cutwidth of a graph is the maximum number of edges from an earlier to a later partition when drawing all vertices on a straight line in the order of a minimizing numbering. The example in [Figure 2](#) has cutwidth 3 by putting vertices in the order 11, 3, 7, 12, 6, 2, 1, 5, 10, 9, 8, 4³. Djidjev and Vrt’o [5] show that cutwidth is a lower bound to the crossing number of a graph.

The core OCM problem definition does not change for the parameterized track. However, the cutwidth of the instance graph and the numbering that witnesses it are provided as additional input.

Nevertheless, we do not employ any techniques making use of the parameter or numbering and submitted a version of our exact solver in this track with a minor adjustment. Due to the ILP solver’s startup overhead we are, instead, solving small instances with an upper bound less than 10 using the branch and bound algorithm from [Section 5.3](#).

³The cutwidth was calculated using <https://github.com/lucas-t-reis/minimum-cutwidth>

7. Implementation Details

To achieve high performance while maintaining the convenience features of modern programming languages, we implemented all code in C++17. Additionally this section details some of the optimization techniques we employed to further enhance performance.

7.1. Graph data structure

The core graph data structure comprises two adjacency lists: One for neighbors of set A and another for neighbors of set B . These lists are sorted by vertex index, enabling us to calculate the crossing number of two nodes $u, v \in V$ in $\mathcal{O}(\min(|N(u)|, |N(v)|))$ time, instead of the $\mathcal{O}(|N(u)||N(v)|)$ complexity of a naive approach.

Furthermore for graphs with fewer than 10,000 nodes, we initialize a crossing matrix M . This matrix stores the crossing number $c_{u,v}$ for every pair $u, v \in B$ in the entry $M_{u,v}$. Additionally, we calculate a matrix $M' = M - M^T$, which directly stores the values $c_{u,v} - c_{v,u}$. This matrix accelerates the sifting algorithm by eliminating the calculation of the subtractions and especially improving cache alignment.

7.2. Fast crossing calculation

The calculation of crossings for a given ordering is crucial, particularly for the heuristic algorithm to compare two potential solutions with each other. While the calculation via the crossing matrix suffices for small graphs, larger graphs require a more sophisticated approach. For this we implemented an algorithm inspired by Waddle and Malhotra [27], which iterates through each vertex in set A , considering its neighbors in B ordered according to the current solution. For each neighbor, it counts the crossings created with edges incident to previously processed neighbors, efficiently utilizing a segment tree to maintain cumulative counts and perform range sum queries. This method allows us to calculate the number of crossings in $\mathcal{O}(\sum_{a \in A} |N(a)|(\log(|N(a)|) + \log(|B|)))$ time.

7.3. Fast transitive closure

Computing the transitive closure of the current partial order is necessary before applying certain reduction rules, like e.g. RRL01. However, a naive Floyd-Warshall algorithm can be time-consuming for larger instances. We optimize this process by leveraging the fact that a partial order always corresponds to a directed acyclic graph (DAG). This property allows us to calculate a topological ordering of the DAG.

Our approach involves traversing the topological order in reverse, propagating reachability information. To further enhance performance, we utilize C++'s `bitset` class for efficient logical operations on these reachability sets. This combination of topological ordering and bitset operations significantly reduces the computation time for the transitive closure, especially for larger graph instances.

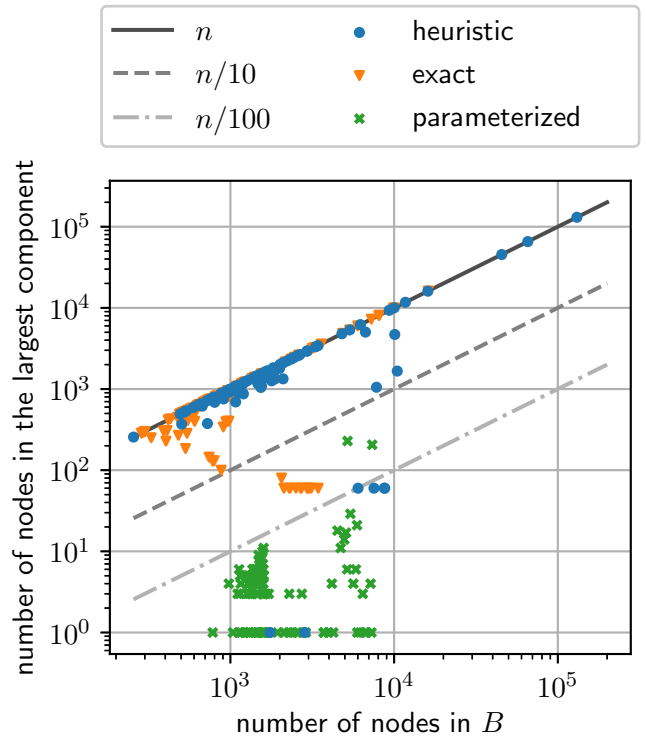


Figure 6: Showing the number of nodes in the largest component after graph splitting compared to the original number of nodes for each graph in the public dataset of PACE.

8. Experiments

In the following section, we will discuss the results of our experiments and look at the final results of the PACE challenge. For this we ran all experiments on an Intel Core i7 12700KF, 64GB RAM and used the provided graphs from the PACE challenge.

8.1. Data Reduction

First, we want to focus on the effect of the data reduction rules we introduced in Section 3. For this, Figure 6 shows the number of nodes of the largest component after splitting in comparison to the number of nodes in the original graph.

Here, we can see that on most instances of the exact and heuristic track no splitting can be applied or that at least one large component still remains. However we can also see that there are 18 graphs in the heuristic and exact track where the largest component has less than 10% of the original size or sometimes even 1%.

When we look at the parameterized instances we can observe that graph splitting is really effective. For 92% of the instances the resulting graph has fewer than 10 nodes and there are even only 2 graphs with more than 100 nodes. This observation makes the parameterized instances with our exact solver easily solvable.

After we applied graph splitting, we apply the other reduction rules. To show the effect of those, we can see

in Figure 7 the number of deleted nodes after applying all reduction rules for the heuristic data. Here we can see that 27 instances are solved using data reduction rules only and that there are 94 instances where at least one node is removed, leaving only 6 instances where no reduction is applied, of which 3 are large graphs where we did not try to apply any reduction rule to, because our implementation relies on initializing a crossing matrix, which was infeasible for these large instances due to their size.

8.2. Heuristic Solver

Table 1 illustrates the performance of various algorithmic configurations, measured by the points awarded according to the PACE formula. For each instance, points are calculated as the ratio of crossings in the current solution to the best known solution, with the final score being the sum across all instances.

The results demonstrate that simple heuristics, such as average and median, perform significantly worse than local search approaches. While the median heuristic outperforms the average, an algorithm that selects the minimum value between median and average shows a significant improvement. This suggests that neither average nor median consistently excels across all instances.

To evaluate the impact of different features on our local search algorithm, we deactivated certain components and looked at the resulting effect on the performance of the resulting algorithm:

1. Deactivating all reduction rules proved most impactful, resulting in a performance decrease of 69×10^{-5} points compared to the final solution.
2. Removing force swapping while retaining data reduction rules led to a decrease of 29×10^{-5} points. In this configuration, the algorithm applied data reduction rules, then iteratively selected a random solution and applied local search until the time limit was reached.
3. Reactivating force swapping with our initial guessed parameters (force swap radius of 20 and step size of 1) improved performance by 23×10^{-5} points relative to the configuration without force swapping.
4. For the final submission, we optimized force swapping parameters using SMAC3. We selected 10 instances from the public dataset for which suboptimal solutions were not previously found by our algorithm. For this we used the public leader board from PACE where we can see the results of other algorithms. We let SMAC3 run for 24 hours to optimize parameters for these instances. Implementation of these optimized parameters yielded an additional performance gain of 6×10^{-5} points in our final solution.

8.3. Exact Solver

In Figure 8, we show a comparison of different exact solvers. First we compare our two ILP formulations, both

of which employ row generation to improve efficiency and use Gurobi as the ILP solver. We observe that the cycle ILP successfully solves 7 additional instances and significantly reduced computational overhead when generating solutions for easy-to-solve instances compared to the linear ordering ILP. This improvement in efficiency can be attributed to the check of transitive constraints in the ordering ILP, which is not necessary for the cycle ILP.

For the PACE challenge, where commercial solvers are not allowed, we opted for the open-source SCIP ILP solver [3] in our final submission. The SCIP solver’s performance was only marginally inferior, solving 6 instances fewer compared to the Gurobi solver.

We can also observe that the branching solver performs inferior to our ILP-based approaches, solving 15 instances fewer than our best-performing solver. However, it is noteworthy that for smaller instances, the branching solver’s performance is comparable to other solvers and lags only behind on the harder instances.

8.4. Parameterized Solver

Our minor adjustment to the exact solver that uses the branching algorithm from Section 5.3 for instances with *upper_bound* < 10 saves about 2 seconds for the 100 public parameterized instances. As we saw in Figure 6, the graph splitting performs extraordinarily on instances of the parameterized track. We are unsure whether the cutwidth gives any guarantees on how splittable a graph is using our methods in general but the parameterized instances’ penalty graphs always consisted of small strongly connected components. All of the instances had low cutwidth (the maximum was 81) in relation to the overall instance size (in the case of the instance with cutwidth 81 the set *A* had 4824 and *B* 3452 vertices). Small cutwidth may be a bound for the size of strongly connected components in the penalty graph as the example in Figure 2 already requires a cutwidth of 3 for a simple cycle of 3 vertices.

8.5. PACE Results

For the heuristic track, we re-evaluated the performance of the top five solvers on all 200 instances using our own hardware. The results are presented in Figure 9. Notably, 175 instances yielded identical solutions across all the top solvers. In comparison to other solvers, our approach demonstrates a higher rate of non-optimal solutions. However, the average error relative to the best-known solution remains competitive leading to a good performing algorithm.

In the official rankings, our solver achieved fourth place with a score of 199.9998 out of a maximum of 200.

Our exact solver successfully solved 152 out of 200 instances, getting the eighth place in the overall solver ranking. The top-performing solver in this track, solved an impressive 199 instances within the 30 minute time limit.

In the parameterized track the top ten teams were able to solve all 200 instances. Thus, running time became the

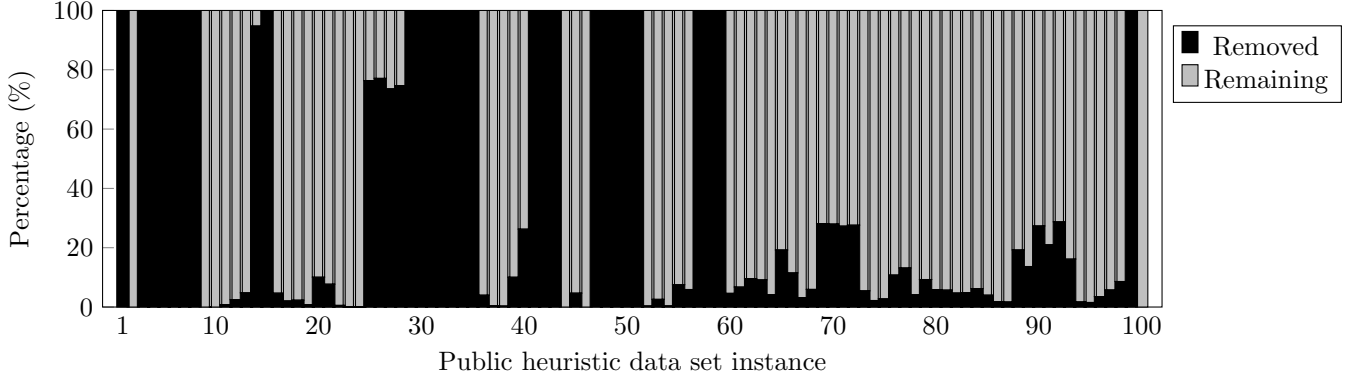


Figure 7: Relative size of the free vertices set B after graph splitting and data reduction of instances in the public heuristic data set provided by PACE.

Algorithm	Local search	Force Swapping	SMAC	RR	Points	Time [s]
Simple approaches:						
average					173.27989	6
median					187.85465	6
min from median and average					194.18893	9
Local Search models:						
no rr	x	x	x		199.99929	37710
no force swapping	x			x	199.99969	38287
no smac	x	x		x	199.99992	38253
submission	x	x	x	x	199.99998	38269

Table 1: Points for the public and private instances according to the PACE formula.

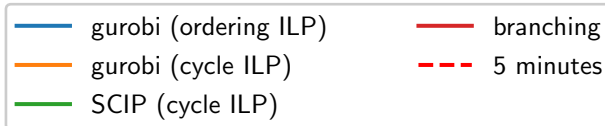


Figure 8: Cactus plot comparing solution times (excluding time to calculate the heuristic) for the public exact instances.

deciding factor. Our solver achieved fourth place with a total running time of 28.54 seconds. The ranking is visualized in Figure 10.

The complete ranking can be found on the [official PACE website](#)

9. Conclusion

In this paper, we presented our OCM solver, Arcee, developed for the PACE 2024 Challenge. Our approach uses a combination of graph splitting techniques, data reduction rules, and both heuristic and exact solving methods to tackle the ONE-SIDED CROSSING MINIMIZATION problem effectively.

Our experimental results demonstrated the effectiveness of our data reduction techniques, particularly in the parameterized track where graph splitting was highly successful. The heuristic solver showed significant improvements over simple approaches like median or average heuristics, while our exact solver performed competitively, solving 152 out of 200 instances in the challenge.

In the PACE 2024 Challenge, our solver achieved the following results:

- 4th place in the heuristic track (1st in the student track) with a score of 199.9998 out of 200

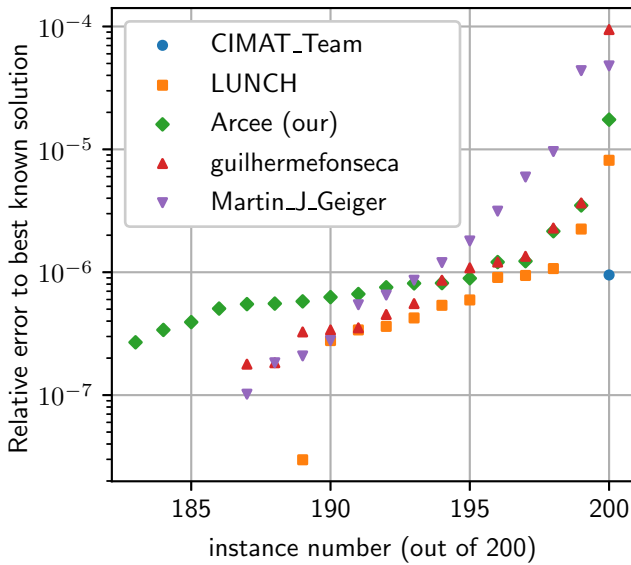


Figure 9: Cactus plot comparing the relative error to the best-known solution for the top 5 heuristics from PACE, evaluated on 200 heuristic graphs. The graphs are ordered after the average error of the solvers.

- 8th place in the exact track (2nd in the student track), solving 152 out of 200 instances
- 4th place in the parameterized track (1st in the student track), solving all instances with a total runtime of 28.54 seconds

Unfortunately, we chose overly cautious limits for our categorization of small and large graphs and the running time we allowed our heuristic program. There was always an additional minute to safely shut down the solver after running over the time limit. Using this extra time in the heuristic track could have made a significant difference in the final ranking, as the scores of the best-performing heuristics were so tightly together.

In conclusion, we are proud to have presented a considerable student submission to the 2024 PACE Challenge that is on par with the best submissions to the heuristics track and parameterized track.

References

- [1] Ali Baharev, Hermann Schichl, Arnold Neumaier, and Tobias Achterberg. An exact method for the minimum feedback arc set problem. *ACM J. Exp. Algorithmics*, 26:1.4:1–1.4:28, 2021. doi: 10.1145/3446429. URL <https://doi.org/10.1145/3446429>.
- [2] Giuseppe Di Battista, Peter Eades, Roberto Tamassia, and Ioannis G Tollis. *Graph drawing: algorithms for the visualization of graphs*. Prentice Hall PTR, 1998.
- [3] Suresh Bolusani, Mathieu Besançon, Ksenia Bestuzheva, Antonia Chmiela, João Dionísio, Tim Donkiewicz, Jasper van Doornmalen, Leon Eifler, Mohammed Ghannam, Ambros Gleixner, Christoph Graczyk, Katrin Halbig, Ivo Hedtke, Alexander Hoen, Christopher Hojny, Rolf van der Hulst, Dominik Kamp, Thorsten Koch, Kevin Kofler, Jurgen Lentz, Julian Manns, Gioni Mexi, Erik Mühmer, Marc E. Pfetsch,

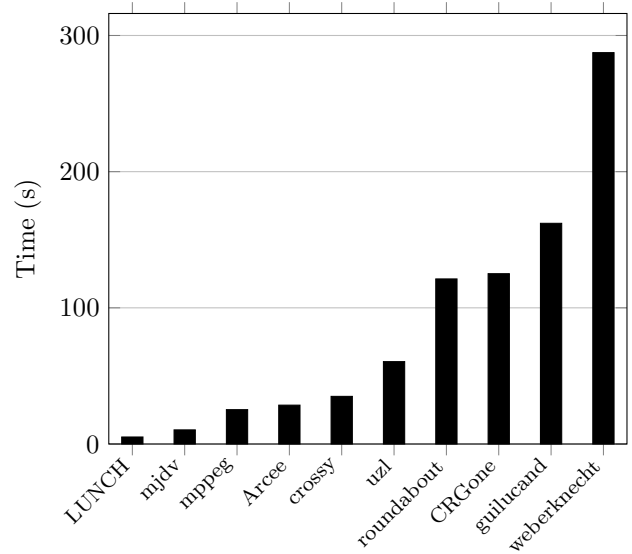


Figure 10: PACE results of the parameterized track.

- Franziska Schlösser, Felipe Serrano, Yuji Shinano, Mark Turner, Stefan Vigerske, Dieter Weninger, and Lixing Xu. The SCIP Optimization Suite 9.0. Technical report, Optimization Online, February 2024. URL <https://optimization-online.org/2024/02/the-scip-optimization-suite-9-0/>.
- [4] Fan RK Chung. On the cutwidth and the topological bandwidth of a tree. *SIAM Journal on Algebraic Discrete Methods*, 6(2): 268–277, 1985.
- [5] Hristo Djidjev and Imrich Vrt’o. Crossing numbers and cutwidths. *Journal of Graph Algorithms and Applications*, 7(3):245–251, 2003.
- [6] Alexander Dobler. A note on the complexity of one-sided crossing minimization of trees. *arXiv preprint arXiv:2306.15339*, 2023.
- [7] Vida Dujmovic, Michael Fellows, Michael Hallett, Matthew Kitching, Giuseppe Liotta, Catherine McCartin, Naomi Nishimura, Prabhakar Ragde, Fran Rosamond, Matthew Suderman, et al. A fixed-parameter approach to 2-layer planarization. *Algorithmica*, 45:159–182, 2006.
- [8] Vida Dujmović, Michael R Fellows, Matthew Kitching, Giuseppe Liotta, Catherine McCartin, Naomi Nishimura, Prabhakar Ragde, Frances Rosamond, Sue Whitesides, and David R Wood. On the parameterized complexity of layered graph drawing. *Algorithmica*, 52:267–292, 2008.
- [9] Vida Dujmovic, Henning Fernau, and Michael Kaufmann. Fixed parameter algorithms for one-sided crossing minimization revisited. *J. Discrete Algorithms*, 6(2):313–323, 2008. doi: 10.1016/J.JDA.2006.12.008.
- [10] Peter Eades and Nicholas C Wormald. Edge crossings in drawings of bipartite graphs. *Algorithmica*, 11:379–403, 1994.
- [11] Martin Grötschel, Michael Jünger, and Gerhard Reinelt. A cutting plane algorithm for the linear ordering problem. *Oper. Res.*, 32(6):1195–1220, 1984. doi: 10.1287/OPRE.32.6.1195. URL <https://doi.org/10.1287/opre.32.6.1195>.
- [12] Dan Gusfield. *Integer Linear Programming in Computational Biology: Overview of ILP, and New Results for Traveling Salesman Problems in Biology*, pages 373–404. Springer International Publishing, Cham, 2019. ISBN 978-3-030-10837-3. doi: 10.1007/978-3-030-10837-3_15. URL https://doi.org/10.1007/978-3-030-10837-3_15.
- [13] Michael Jünger and Petra Mutzel. 2-layer straightline crossing minimization: Performance of exact and heuristic algorithms. In *Graph algorithms and applications i*, pages 3–27. World Scientific, 2002.
- [14] Yasuaki Kobayashi and Hisao Tamaki. A fast and simple

- subexponential fixed parameter algorithm for one-sided crossing minimization. *Algorithmica*, 72(3):778–790, 2015. doi: 10.1007/S00453-014-9872-X.
- [15] Stefan Kratsch. Recent developments in kernelization: A survey. *Bull. EATCS*, 113, 2014. URL <http://eatcs.org/beatcs/index.php/beatcs/article/view/285>.
- [16] Guanghui Lan, Gail W. DePuy, and Gary E. Whitehouse. An effective and simple heuristic for the set covering problem. *Eur. J. Oper. Res.*, 176(3):1387–1403, 2007. doi: 10.1016/J.EJOR.2005.09.028.
- [17] Marius Lindauer, Katharina Eggensperger, Matthias Feurer, André Biedenkapp, Difan Deng, Carolin Benjamins, Tim Ruhkopf, René Sass, and Frank Hutter. Smac3: A versatile bayesian optimization package for hyperparameter optimization. *Journal of Machine Learning Research*, 23(54):1–9, 2022. URL <http://jmlr.org/papers/v23/21-0888.html>.
- [18] Christian Matuszewski, Robby Schönfeld, and Paul Molitor. Using sifting for k-layer straightline crossing minimization. In Jan Kratochvíl, editor, *Graph Drawing, 7th International Symposium, GD’99, Střirín Castle, Czech Republic, September 1999, Proceedings*, volume 1731 of *Lecture Notes in Computer Science*, pages 217–224. Springer, 1999. doi: 10.1007/3-540-46648-7_22.
- [19] Hiroshi Nagamochi. On the one-sided crossing minimization in a bipartite graph with large degrees. *Theor. Comput. Sci.*, 332(1-3):417–446, 2005. doi: 10.1016/J.TCS.2004.10.042.
- [20] Hiroshi Nagamochi. An improved bound on the one-sided minimum crossing number in two-layered drawings. *Discrete & Computational Geometry*, 33:569–591, 2005.
- [21] TK Pho and L Lapidus. Topics in computer-aided design: Part i. an optimum tearing algorithm for recycle systems. *AICChE Journal*, 19(6):1170–1181, 1973.
- [22] R. Rudell. Dynamic variable ordering for ordered binary decision diagrams. In *Proceedings of 1993 International Conference on Computer Aided Design (ICCAD)*, pages 42–47, 1993. doi: 10.1109/ICCAD.1993.580029.
- [23] Carl Sechen. *VLSI placement and global routing using simulated annealing*, volume 54. Springer Science & Business Media, 2012.
- [24] Matthias Stallmann, Franc Brglez, and Debabrata Ghosh. Heuristics, experimental subjects, and treatment evaluation in bigraph crossing minimization. *Journal of Experimental Algorithms (JEA)*, 6:8–es, 2001.
- [25] Kozo Sugiyama, Shojiro Tagawa, and Mitsuhiko Toda. Methods for visual understanding of hierarchical system structures. *IEEE Trans. Syst. Man Cybern.*, 11(2):109–125, 1981. doi: 10.1109/TSMC.1981.4308636.
- [26] Paolo Toth. Optimization engineering techniques for the exact solution of np-hard combinatorial optimization problems. *European Journal of Operational Research*, 125(2):222–238, 2000. ISSN 0377-2217. doi: [https://doi.org/10.1016/S0377-2217\(99\)00453-1](https://doi.org/10.1016/S0377-2217(99)00453-1). URL <https://www.sciencedirect.com/science/article/pii/S0377221799004531>.
- [27] Vance E. Waddle and Ashok Malhotra. An E log E line crossing algorithm for levelled graphs. In Jan Kratochvíl, editor, *Graph Drawing, 7th International Symposium, GD’99, Střirín Castle, Czech Republic, September 1999, Proceedings*, volume 1731 of *Lecture Notes in Computer Science*, pages 59–71. Springer, 1999. doi: 10.1007/3-540-46648-7_6. URL https://doi.org/10.1007/3-540-46648-7_6.