

Enhancing Character-Level Understanding in LLMs through Token Internal Structure Learning

Zhu Xu*, Zhiqiang Zhao^{†*}, Zihan Zhang*, Yuchi Liu,
Quanwei Shen, Fei Liu, Yu Kuang

School of Software Engineering, Chongqing University of Posts and Telecommunications

* s231231076@stu.cqupt.edu.cn, [†]* zhaozq@cqupt.edu.cn, * s231231091@stu.cqupt.edu.cn

s2312310{46, 51, 42, 31}@stu.cqupt.edu.cn

Abstract

Tokenization techniques such as Byte-Pair Encoding (BPE) and Byte-Level BPE (BBPE) have significantly improved the computational efficiency and vocabulary representation stability of large language models (LLMs) by segmenting text into tokens. However, this segmentation often obscures the internal character structures and sequences within tokens, preventing models from fully learning these intricate details during training. Consequently, LLMs struggle to comprehend the character compositions and positional relationships within tokens, especially when fine-tuned on downstream tasks with limited data. In this paper, we introduce **Token Internal Position Awareness (TIPA)**¹, a novel approach that enhances LLMs' understanding of internal token structures by training them on reverse character prediction tasks using the tokenizer's own vocabulary. This method enables models to effectively learn and generalize character positions and internal structures. Experimental results demonstrate that LLMs trained with TIPA outperform baseline models in predicting character positions at the token level. Furthermore, when applied to the downstream task of Chinese Spelling Correction (CSC), TIPA not only accelerates model convergence but also significantly improves task performance.

1 Introduction

Large language models (LLMs) have revolutionized natural language processing by leveraging tokenization methods like Byte-Pair Encoding (BPE) (Sennrich, 2015; Wang et al., 2020) to break down text into subword units. This process optimizes computational efficiency and stabilizes vocabulary representation, enabling LLMs to handle vast vocabularies with fewer unique tokens. However, this

* These authors contributed equally to this work.

[†] Corresponding author.

¹The open-source model and training code can be found at: <https://github.com/FloatFrank/TIPA>

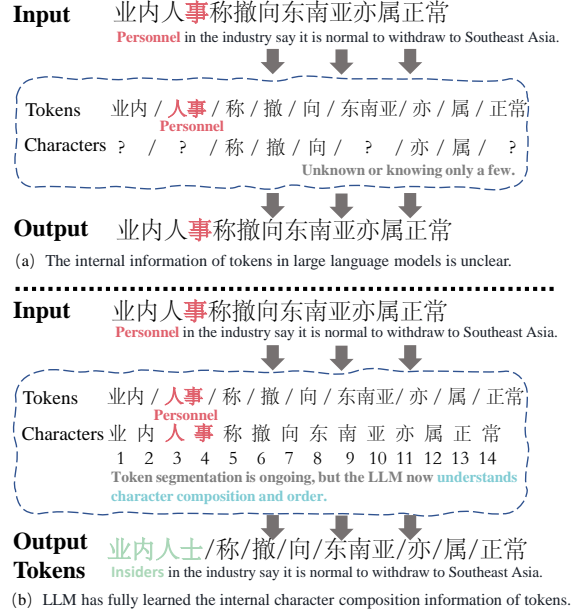


Figure 1: Performance comparison in Chinese Spelling Correction (CSC) between LLMs without internal character structure training and those trained with our proposed method. The figure illustrates the disparity in CSC performance, highlighting the effectiveness of TIPA in enhancing character-level understanding.

segmentation introduces a critical limitation: it obscures the internal character structure and precise order of characters within tokens (Shin and Kaneko, 2024; Xu and Ma, 2024). This loss of fine-grained character-level information poses significant challenges, especially in languages like Chinese, where meaning is often highly dependent on character sequence and composition.

The absence of character-level positional and structural awareness within tokens hampers LLMs' performance in tasks requiring detailed linguistic sensitivity, such as Chinese Spelling Correction (CSC). State-of-the-art models like GPT-4o (Hurst et al., 2024), while excelling in many downstream tasks, struggle with accurately identifying specific character positions within tokenized text. For in-

stance, when presented with the sentence "为什么总称呼对方为阁下?" (Why do you always address each other as 'Your Excellency?') (Wu et al., 2023) and asked to locate the character "阁", these models frequently provide incorrect positions due to their limited understanding of internal character structures. Figure 1 illustrates the disparity in CSC performance between untrained and trained LLMs regarding token character composition and sequence.

This oversight in tokenization impacts model generalization during inference, particularly in character-sensitive applications. The lack of internal character structure awareness leads to reduced accuracy and generalization in tasks that require precise handling of character positions and relationships.

In typical Transformer-based (Vaswani, 2017) language models, training focuses on "next token prediction," emphasizing sequential dependencies between tokens. While effective for natural language generation, this approach doesn't inherently encourage models to capture detailed positional relationships within individual tokens. Sequential prediction may lead models to rely heavily on token order rather than understanding the finer character-level compositions within each token.

To address this gap, we introduce **Token Internal Position Awareness (TIPA)**, a method designed to enhance models' understanding of internal character structures and positions through a reverse character prediction task. Unlike forward prediction, reverse ordering—predicting characters in descending positional order—disrupts the natural reading sequence, compelling the model to focus on character positions within tokens independently of sequential context. This strategy fosters a more precise understanding of each character's specific role and position within a token.

For example, a token like "小说" (novel) would be decomposed in TIPA as a JSON structure: {2: "说", 1: "小"}, mapping each character to its relative position in descending order. This approach enables the model to develop a structural understanding of tokens beyond the typical left-to-right reading, which is crucial for tasks requiring precise character positioning.

Through TIPA training, the model directly leverages the tokenizer's vocabulary as a representative dataset, internalizing character composition and structure within tokens without relying on external data. This process enhances the model's general-

ization ability for position-sensitive tasks.

Our experiments validate the effectiveness of TIPA using a popular open-source Chinese model, fine-tuned with LoRA (Hu et al., 2021), across two primary tasks:

Chinese Spelling Correction (CSC) with Position Prediction: We redefine the CSC task to require the model to predict both the positions and identities of erroneous characters before providing their corrections. Incorporating TIPA led to measurable improvements in the model's accuracy in both position awareness and spelling correction.

Traditional CSC Task without Position Prediction: We evaluated TIPA's effect on the conventional CSC task, where the model focuses solely on correcting misspelled characters without explicitly predicting their positions. Despite the absence of direct position prediction, models trained with TIPA demonstrated enhanced performance, suggesting that TIPA's benefits in structural awareness extend to general character correction tasks.

Our key contributions are:

- We discover that large language models (LLMs) lack direct position-related awareness of characters within tokens due to tokenization, which hinders their performance in tasks requiring precise character position information.
- We introduce **Token Internal Position Awareness (TIPA)**, a novel method that enhances LLMs' understanding of character compositions and positional relationships within tokens without modifying the tokenizer or model architecture.
- We demonstrate through extensive experiments on Chinese Spelling Correction (CSC) tasks that TIPA significantly improves model performance, enhancing both character-level understanding and position-sensitive capabilities, all with minimal training overhead and no additional inference latency.

2 Related Work

Tokenization techniques like BPE (Sennrich, 2015; Wang et al., 2020) and WordPiece (Schuster and Nakajima, 2012) have been instrumental in improving computational efficiency and handling large vocabularies in LLMs. However, they inherently obscure the internal character structures within tokens. Kaushal and Mahowald (2022) explored how

pre-trained language models (Radford, 2018; Radford et al., 2019; Brown, 2020; Vaswani, 2017) encode character-level information within token embeddings, finding that while larger models generally perform better at encoding such details, this does not necessarily translate to an explicit understanding of character positions within tokens.

Recent studies have highlighted the limitations of LLMs in tasks requiring fine-grained character-level understanding. (Xu and Ma, 2024) observed that LLMs often struggle with basic tasks like counting specific characters within words, attributing these deficiencies to the tokenization process and model architecture. Similarly, (Shin and Kaneko, 2024) noted significant performance disparities between character-level and token-level inputs, suggesting that tokenization issues and the lack of training on character-level data contribute to these shortcomings.

Chinese Spelling Correction (CSC) has been an active area of research, with various methods proposed to address its challenges. (Liu et al., 2024) introduced the Rephrasing Language Model (ReLM), reframing CSC as a sentence rephrasing task to improve generalizability and transferability. (Jiang et al., 2024) emphasized self-supervised learning for CSC, demonstrating that models trained solely on error-free data can outperform those relying on confusion sets. (Li et al., 2024) proposed C-LLM, utilizing character-level tokenization to enhance the model’s understanding of character-level constraints, thereby improving correction performance.

Several methods have been proposed to enhance models’ awareness of internal token structures. (Berglund et al., 2023; Thawani et al., 2023) discussed the “reversed curve phenomenon,” where LLMs fail to generalize simple logical reversals. (Chen et al., 2024) observed sensitivity to text order in deductive reasoning tasks, highlighting the need for models to develop a more nuanced understanding of text structures beyond sequential token processing.

3 Methodology

We introduce two novel techniques: **Token Internal Position Awareness (TIPA)** and **Multi-Token Internal Position Awareness (MTIPA)**, designed to enhance large language models’ capacity to recognize and leverage internal character structures within tokens.

3.1 Token Internal Position Awareness (TIPA)

TIPA leverages the tokenizer’s vocabulary to train the model on understanding the internal structure of each token. For tokens that can be fully represented in UTF-8 (Yergeau, 2003), we apply a reverse prediction task to capture token-internal positions.

Let T denote the tokenizer, and let $V = \{t_1, t_2, \dots, t_m\}$ be the set of tokens in the vocabulary of T . For each token $t \in V$ that can be fully represented in UTF-8, we decompose t into its constituent characters:

$$C_t = [c_1, c_2, \dots, c_n], \quad (1)$$

where n is the number of characters in t .

We define a reverse position mapping D_t for token t as:

$$D_t = \{(i, c_i) \mid i = n, n - 1, \dots, 1\}. \quad (2)$$

This mapping associates each position i (starting from n) with the character at the i -th position in t , effectively reversing the order of characters.

Rationale for Reverse Ordering: By using reverse ordering, the first number output by the model corresponds to the length of the token (n). This approach integrates the token splitting task, length information, and position information into a single method. If we were to use forward ordering (i.e., positions starting from 1), the model might deduce the length of the token indirectly through the sequence of positions (1, 2, 3, etc.), but it wouldn’t inherently know this information. Reverse ordering requires the model to directly output the token length as the starting position, avoiding this ambiguity.

This method retains the advantages of tokenization while enhancing the model’s grasp of character composition and positional information within tokens. It slightly increases the training time due to the additional reverse prediction task but does not introduce any latency during inference.

The TIPA dataset $\mathcal{D}_{\text{TIPA}}$ is then constructed as:

$$\mathcal{D}_{\text{TIPA}} = \{(t, D_t) \mid t \in V \text{ (UTF-8)}\}. \quad (3)$$

An overview of TIPA is illustrated in Figure 2.

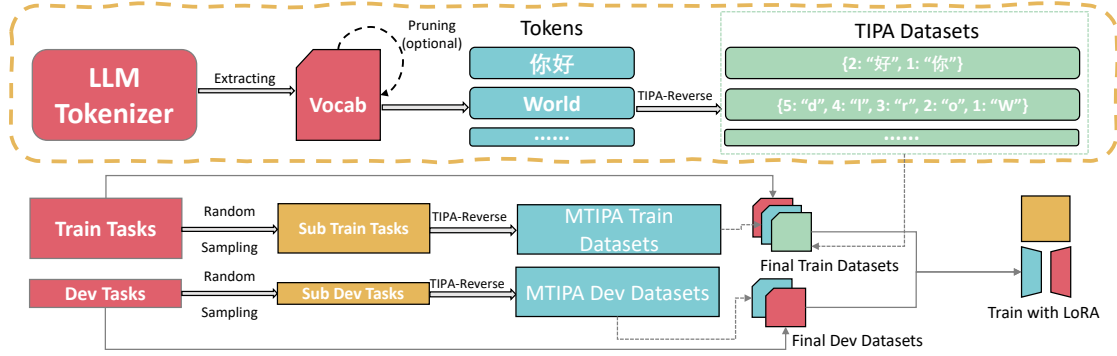


Figure 2: Overview of the Token Internal Position Awareness (TIPA) and Multi-Token Internal Position Awareness (MTIPA) methods. TIPA focuses on individual tokens, enhancing models’ understanding of internal character structures, while MTIPA extends this approach to multi-token sequences for fine-grained positional awareness.

Algorithm 1 TIPA Algorithm

Require: Tokenizer T

Ensure: TIPA Dataset $\mathcal{D}_{\text{TIPA}}$

- 1: Initialize $\mathcal{D}_{\text{TIPA}} \leftarrow \emptyset$
 - 2: $V \leftarrow \text{GetVocabulary}(T)$
 - 3: **for** each token $t \in V$ **do**
 - 4: **if** t can be fully represented in UTF-8 **then**
 - 5: Decompose t into characters $C_t = [c_1, c_2, \dots, c_n]$
 - 6: Create reverse position mapping $D_t = \{(i, c_i) \mid i = n, n-1, \dots, 1\}$
 - 7: Add (t, D_t) to $\mathcal{D}_{\text{TIPA}}$
 - 8: **end if**
 - 9: **end for**
 - 10: Prune irrelevant tokens from $\mathcal{D}_{\text{TIPA}}$
 - 11: **return** $\mathcal{D}_{\text{TIPA}}$
-

3.2 Multi-Token Internal Position Awareness (MTIPA)

Building upon TIPA, we propose **Multi-Token Internal Position Awareness (MTIPA)** to enhance the model’s understanding of character positions within entire sentences or multi-token sequences, especially for tasks that require precise prediction of character positions.

In MTIPA, instead of focusing on individual tokens, we extend the reverse character prediction task to full sentences sampled from the training dataset. This allows the model to learn character positions in the broader context of sentences.

Specifically, we randomly sample a subset of sentences from the target task’s training dataset. For each sampled sentence, we decompose it into its constituent characters and create a reverse position mapping, similar to TIPA but applied to the entire sentence.

An overview of MTIPA is illustrated in Figure 2.

Algorithm 2 MTIPA Algorithm

Require: Training dataset $\mathcal{D}_{\text{train}}$, sampling ratio r

Ensure: MTIPA dataset $\mathcal{D}_{\text{MTIPA}}$

- 1: Initialize $\mathcal{D}_{\text{MTIPA}} \leftarrow \emptyset$
 - 2: Randomly sample a subset $\mathcal{S} \subset \mathcal{D}_{\text{train}}$ with sampling ratio r
 - 3: **for** each sentence $s \in \mathcal{S}$ **do**
 - 4: Decompose s into characters $C_s = [c_1, c_2, \dots, c_n]$
 - 5: Create reverse position mapping $D_s = \{(i, c_i) \mid i = n, n-1, \dots, 1\}$
 - 6: Add (s, D_s) to $\mathcal{D}_{\text{MTIPA}}$
 - 7: **end for**
 - 8: **return** $\mathcal{D}_{\text{MTIPA}}$
-

In practice, we set the sampling ratio r to a small value (e.g., 10%) to balance the amount of additional data and training efficiency.

MTIPA is specifically applied in tasks that require precise character position prediction within sentences. In our experiments, MTIPA is used in Experiment 1, which involves Chinese Spelling Correction (CSC) with position prediction. In Experiment 2, which focuses on the traditional CSC task without position prediction, MTIPA is not used; only TIPA is applied.

By integrating MTIPA into the training process, the model gains a deeper understanding of character positions in multi-token sequences, leading to improved performance in tasks that demand precise position awareness.

4 Redefining the Chinese Spelling Correction Task

We redefine the Chinese Spelling Correction (CSC) task to require the model to output the positions of incorrect characters along with their corrections. For example, the sentence "业内人士称撤向东南亚亦属正常" (translation: "Industry insiders say that withdrawing to Southeast Asia is also normal") becomes:

```
[{"position": 4, "incorrect": "事", "correction": "士"}]
```

Here, the character at position 4, "事" (meaning "affair"), is incorrect and should be corrected to "士" (meaning "scholar").

To evaluate model performance under this new framework, we introduce several metrics.

4.1 Position Prediction Accuracy (PPA)

Let the source text be $\mathbf{x} = [x_1, x_2, \dots, x_L]$.

Let the model's predicted set of incorrect positions and characters be:

$$\hat{P} = \{(\hat{i}, \hat{c})\}$$

where \hat{i} is the predicted position, and \hat{c} is the predicted incorrect character at that position.

Position Prediction Accuracy (PPA) is defined as:

$$\text{PPA} = \frac{|\{(\hat{i}, \hat{c}) \in \hat{P} \mid \hat{c} = x_{\hat{i}}\}|}{|\hat{P}|}$$

That is, PPA measures the proportion of positions predicted by the model where the predicted incorrect character \hat{c} matches the character $x_{\hat{i}}$ at position \hat{i} in the source text \mathbf{x} . The denominator $|\hat{P}|$ is the total number of positions predicted by the model.

4.2 Sentence-Level Accuracy (SA)

Sentence-Level Accuracy (SA) measures the proportion of sentences where all predicted corrections are entirely accurate, including both the positions and the corrected characters.

4.3 Sentence-Level Accuracy Ignoring Position (SAIP)

Sentence-Level Accuracy Ignoring Position (SAIP) calculates the proportion of sentences where all predicted corrections are accurate, regardless of whether the positions were correctly identified.

4.4 Non-Empty Sample Sentence Accuracy (NESSA)

Non-Empty Sample Sentence Accuracy (NESSA) evaluates the model's performance on sentences known to contain errors by calculating the proportion of such sentences where all predicted corrections are entirely accurate.

4.5 Character-Level Precision (CP), Recall (CR), and F1 Score (CF1)

At the character level (Hu et al., 2024):

- **Precision (CP)** is the proportion of incorrect characters identified by the model that are actually incorrect.
- **Recall (CR)** is the proportion of actual incorrect characters that are correctly identified by the model.
- **F1 Score (CF1)** is the harmonic mean of Precision and Recall.

5 Experiments

We conducted comprehensive experiments to validate the effectiveness of TIPA and MTIPA. Our experiments are divided into two main parts corresponding to the tasks described earlier.

5.1 Datasets

Following the method of C-LLM (Li et al., 2024, 2022; Liang et al., 2023), we selected two new Chinese Spelling Correction (CSC) benchmarks, CSCD-NS and LEMON, to address the limitations identified (Hu et al., 2024; Yin and Wan, 2023; Li et al., 2022) in previous datasets like SIGHAN (Wu et al., 2013; Yu and Li, 2014; Tseng et al., 2015). Additionally, we incorporated a large-scale pseudo-data set, Wang271K, generated by ASR or OCR methods, to enhance our training set. The datasets used for training and evaluation are as follows:

- **Wang271K** (Wang et al., 2018): A dataset containing 271,329 sentences with errors introduced based on linguistic rules. This dataset was used in combination with CSCD-NS for training.
- **CSCD-NS** (Hu et al., 2024): A high-quality CSC dataset where the primary source of character errors stems from pinyin input methods. It contains a significant amount of homophonic and word-level errors, making it su-

rior to SIGHAN. The validation data from CSCD-NS was used as our validation set.

- **LEMON** (Wu et al., 2023): A novel, large-scale, multi-domain CSC dataset featuring various real-world spelling errors. It spans seven different sub-domains, including game (GAM), encyclopedia (ENC), contract (COT), medical care (MEC), car (CAR), novel (NOV), and news (NEW), typically testing the model’s domain correction capabilities in a zero-shot setting.

The training set was composed of the combined data from CSCD-NS and Wang271K. The validation set was derived from CSCD-NS, and the models were tested on both the CSCD-NS test data and LEMON.

For **Experiment 1**, we combined the training sets of Wang271K and CSCD-NS as our training data. The validation set was the CSCD-NS validation set. We tested our models on the CSCD-NS test set. (Li et al., 2024)

For **Experiment 2**, we followed the same data split but focused on the traditional CSC task without explicit position prediction. In addition, we also tested the model on the Lemon dataset.

5.2 Baseline Models

We compared our methods against several baselines:

- **Pure-SFT**: The base model fine-tuned on the CSC datasets without any TIPA or MTIPA data.
- **GPT-4o** (Hurst et al., 2024): The GPT-4o model, evaluated using optimized prompts.
- **Qwen2.5-7B** (Yang et al., 2024): An open-source 7B parameter Chinese LLM evaluated using optimized prompts.

5.3 Training Details

We fine-tuned the open-source Qwen2.5-7B (Yang et al., 2024) model using LoRA (Hu et al., 2021) to incorporate TIPA and MTIPA. LoRA allows efficient adaptation of large models without modifying the original model weights, making it suitable for our experiments.

For TIPA integration, we generated a TIPA dataset by performing set deduplication on tokens appearing in Wang271K, CSCD-NS, and LEMON to reduce the number of tokens for TIPA operations.

In practical applications, we can directly perform TIPA on all tokens of the tokenizer.

For MTIPA integration, we randomly sampled 10% of the training set and constructed the MTIPA dataset using the same method as TIPA but applied to multi-token sequences.

5.4 Experiment 1: CSC with Position Prediction

In this experiment, we evaluated the models on the redefined CSC task requiring position prediction.

5.4.1 Results

Table 1 presents the performance comparison. Our TIPA-7B model outperformed the baseline Pure-SFT-7B across all metrics, demonstrating the effectiveness of TIPA in enhancing position awareness. The MTIPA-7B model further improved performance, indicating that incorporating multi-token sequences benefits the model’s understanding of character positions.

5.5 Experiment 2: Traditional CSC Task

In the second experiment, we evaluated the models on the traditional CSC task without explicit position prediction. We also compared the impact of using forward (\rightarrow) and reverse (\leftarrow) TIPA constructions.

5.5.1 Results

Table 2 shows that TIPA improves model performance even when position prediction is not required. The reverse TIPA construction (\leftarrow) consistently outperforms the forward version (\rightarrow), suggesting that reverse ordering better enhances the model’s understanding of internal character structures.

5.6 Evaluation on LEMON Dataset

To further assess the generalization ability of our models, we evaluated them on the LEMON dataset, which contains longer and more complex sentences. Table 3 shows that our TIPA-7B model achieves higher character-level F1 scores across various subsets of the LEMON dataset, indicating improved performance on difficult cases.

6 Analysis

We conducted an in-depth analysis to understand the impact of TIPA and MTIPA on model performance.

Model	PPA (%)	SA (%)	SAIP (%)	NESSA (%)	CP (%)	CR (%)	CF1 (%)
GPT-4o	11.14	43.76	48.68	2.56	3.20	4.31	3.68
Qwen-7B	4.03	32.76	37.62	0.61	0.86	1.42	1.07
Pure-SFT-7B	79.45	69.58	74.64	49.33	56.61	50.12	53.17
TIPA-7B	84.72 ^{↑5.27}	70.70 ^{↑1.12}	75.90 ^{↑1.26}	51.63 ^{↑2.30}	58.72 ^{↑2.11}	51.54 ^{↑1.42}	54.90 ^{↑1.73}
MTIPA-7B	87.52 ^{↑8.07}	72.40 ^{↑2.82}	77.00 ^{↑2.36}	54.67 ^{↑5.34}	63.25 ^{↑6.64}	54.95 ^{↑4.83}	58.81 ^{↑5.64}

Table 1: Performance comparison on the redefined CSC task requiring position prediction on the CSCD-NS test dataset. Metrics include Position Prediction Accuracy (PPA), Sentence-Level Accuracy (SA), Sentence-Level Accuracy Ignoring Position (SAIP), Non-Empty Sample Sentence Accuracy (NESSA), Character-Level Precision (CP), Recall (CR), and F1 Score (CF1). The arrows indicate the improvement over the Pure-SFT-7B baseline. Our TIPA-7B and MTIPA-7B models outperform the baseline across all metrics, demonstrating the effectiveness of our methods in enhancing position awareness and correction performance.

Model	Sentence Level						Character Level					
	Detection			Correction			Detection			Correction		
	P	R	F1	P	R	F1	P	R	F1	P	R	F1
Qwen2.5-7B	45.69	57.99	51.11	42.16	53.51	47.16	31.50	68.11	43.08	27.44	59.33	37.52
GPT-4o	35.88	65.19	46.28	33.36	60.62	43.03	34.10	86.64	48.94	31.14	79.10	44.68
Pure-SFT-3B	78.39	66.96	72.22	74.87	63.96	68.99	80.59	69.25	74.49	75.54	64.91	69.82
TIPA(→)-3B	77.80	67.73	72.42	75.10	65.38	69.91	79.49	69.80	74.33	75.63	66.41	70.72
TIPA(←)-3B	78.78	68.47	73.26	75.83	65.90	70.52	80.88	70.88	75.55	76.52	67.06	71.47
Pure-SFT-7B	78.46	69.07	73.47	75.44	66.42	70.64	80.73	70.94	75.52	77.05	67.70	72.07
TIPA(→)-7B	78.04	69.56	73.55	75.32	67.14	70.99	79.98	72.63	76.13	76.76	69.70	73.06
TIPA(←)-7B	81.79	70.95	75.98	78.84	68.40	73.25	83.33	73.34	78.01	79.64	70.09	74.56

Table 2: Experiment 2: Performance comparison on the traditional CSC task without explicit position prediction on the CSCD-NS test dataset. Metrics are provided at both the sentence level (detection and correction) and character level (detection and correction). The TIPA-trained models, particularly with reverse ordering (TIPA (←)), show improved performance over the baseline, indicating that TIPA enhances models’ understanding of internal character structures even when position prediction is not required.

6.1 Position Prediction Accuracy

Figure 3 compares position prediction accuracy across different character positions. The MTIPA-7B model consistently outperforms others, especially at higher character positions, indicating its enhanced ability to handle longer sequences.

6.2 Training Dynamics

Figure 4 shows the comparison of character-level metrics and position accuracy across different epochs for Pure-SFT-7B, TIPA-7B, and MTIPA-7B. The TIPA-7B model exhibits faster convergence, while MTIPA-7B achieves the highest performance ceiling.

6.3 Loss Analysis

Figure 5 compares training and validation loss across different methods. The TIPA-7B model exhibits the fastest loss reduction during training, indicating more efficient learning.

6.4 Impact on Downstream Tasks

Our analysis confirms that TIPA and MTIPA significantly enhance models’ understanding of internal character structures, leading to improved performance in both position prediction and traditional CSC tasks. The models no longer need to “guess” the composition of tokens, as the training includes explicit character structure information.

Furthermore, by not altering the tokenizer or model architecture, our methods maintain compatibility with existing systems and do not introduce additional inference latency.

7 Conclusion

We introduced **Token Internal Position Awareness (TIPA)** and **Multi-Token Internal Position Awareness (MTIPA)** to address the lack of internal character structure awareness in large language models (LLMs) due to tokenization. Our reverse character prediction task integrates token splitting with length and positional information, enhancing models’ understanding of token structures.

Model	Character-Level F1 Score (%)								
	CAR	COT	ENC	GAM	MEC	NEW	NOV	CSCD-NS	AVG
Qwen2.5-7B	34.04	50.35	46.73	25.34	53.51	34.3	28.99	37.52	38.85
GPT-4o	41.87	44.11	47.98	31.62	51.48	47.11	37.52	44.68	43.3
Pure-SFT-3B	49.18	59.34	46.93	26.13	55.15	56.25	32.68	69.82	49.44
TIPA(→)-3B	49.72	59.47	48.54	32.71	55.12	55.44	32.85	70.72	50.57
TIPA(←)-3B	49.22	60.51	48.56	34.67	56.02	55.8	33.32	71.47	51.20
Pure-SFT-7B	52.47	58.77	53.28	32.32	61.62	60.27	35.41	72.07	53.28
TIPA(→)-7B	56.07	64.02	52.91	35.56	62.56	60.24	38.96	73.06	55.42
TIPA(←)-7B	53.69	59.79	55.65	36.46	63.15	61.16	39.65	74.56	55.51

Table 3: Character-Level F1 Scores on the LEMON and CSCD-NS test datasets across different domains (CAR, COT, ENC, GAM, MEC, NEW, NOV) and the average (AVG). The TIPA-7B model achieves higher F1 scores across various subsets, indicating improved generalization and performance on more complex and domain-specific sentences.

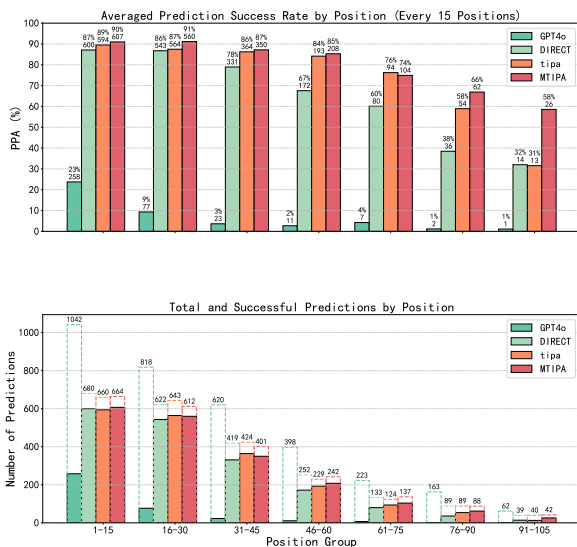


Figure 3: Experiment 1: Comparison of position prediction accuracy (PPA) across different models in the CSC task with position prediction. The upper part shows the PPA for each character position, while the lower part depicts the total number of predictions and correct predictions for each position group. The MTIPA-7B model consistently outperforms others, especially at higher character positions, indicating enhanced capability in handling longer sequences.

Experiments on Chinese Spelling Correction (CSC) tasks demonstrated that TIPA and MTIPA improve character-level understanding and performance, especially in position-sensitive applications. These methods enrich models' internal structure awareness with minimal training overhead and no additional inference latency.

By selecting the appropriate method based on task needs, practitioners can enhance LLM performance. Future work may extend these methods to other languages and tasks, advancing language

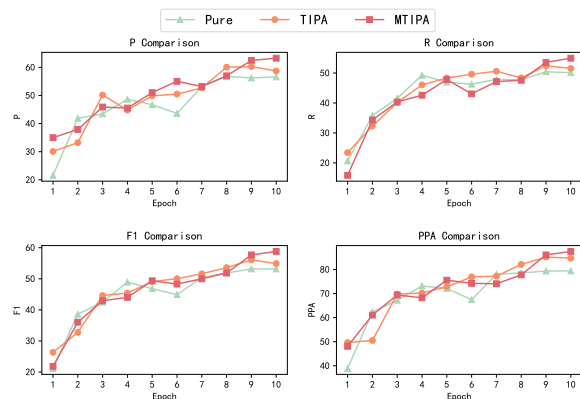


Figure 4: Experiment 1: Training dynamics of character-level metrics and position prediction accuracy across different epochs for Pure-SFT-7B, TIPA-7B, and MTIPA-7B models. The TIPA-7B model shows faster convergence, while the MTIPA-7B model achieves the highest performance ceiling, demonstrating the effectiveness of our proposed methods.

models' capabilities in capturing fine-grained linguistic details.

8 Limitations

While our study presents promising results, there are several limitations:

- The experiments were conducted exclusively on the Chinese Spelling Correction task. The applicability of TIPA and MTIPA to other languages, such as Japanese or Korean, remains to be explored.
- The methods' ability to predict positions for out-of-vocabulary (OOV) words, which do not directly appear in the tokenizer's vocabulary, requires further investigation.

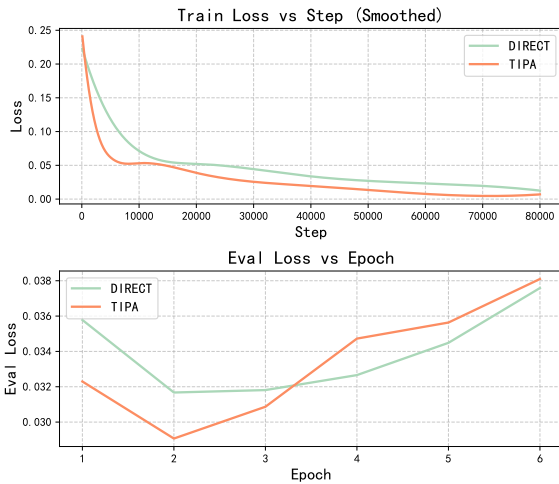


Figure 5: Experiment 2: Training and validation loss comparison across different methods in the traditional CSC task. The TIPA-7B model exhibits the fastest reduction in loss during training, indicating more efficient learning and better generalization capabilities compared to the baseline.

References

- Lukas Berglund, Meg Tong, Max Kaufmann, Mikita Balesni, Asa Cooper Stickland, Tomasz Korbak, and Owain Evans. 2023. The reversal curse: LLMs trained on "a is b" fail to learn "b is a". *arXiv preprint arXiv:2309.12288*.
- Tom B Brown. 2020. Language models are few-shot learners. *arXiv preprint arXiv:2005.14165*.
- Xinyun Chen, Ryan A Chi, Xuezhi Wang, and Denny Zhou. 2024. Premise order matters in reasoning with large language models. *arXiv preprint arXiv:2402.08939*.
- Edward J Hu, Yelong Shen, Phillip Wallis, Zeyuan Allen-Zhu, Yuanzhi Li, Shean Wang, Lu Wang, and Weizhu Chen. 2021. Lora: Low-rank adaptation of large language models. *arXiv preprint arXiv:2106.09685*.
- Yong Hu, Fandong Meng, and Jie Zhou. 2024. Cscd-ns: a chinese spelling check dataset for native speakers. In *Proceedings of the 62nd Annual Meeting of the Association for Computational Linguistics (Volume 1: Long Papers)*, pages 146–159.
- Aaron Hurst, Adam Lerer, Adam P Goucher, Adam Perelman, Aditya Ramesh, Aidan Clark, AJ Ostrow, Akila Welihinda, Alan Hayes, Alec Radford, et al. 2024. Gpt-4o system card. *arXiv preprint arXiv:2410.21276*.
- Lai Jiang, Hongqiu Wu, Hai Zhao, and Min Zhang. 2024. Chinese spelling corrector is just a language learner. In *Findings of the Association for Computational Linguistics ACL 2024*, pages 6933–6943.
- Ayush Kaushal and Kyle Mahowald. 2022. What do tokens know about their characters and how do they know it? *arXiv preprint arXiv:2206.02608*.
- Jiahao Li, Quan Wang, Zhendong Mao, Junbo Guo, Yanyan Yang, and Yongdong Zhang. 2022. Improving chinese spelling check by character pronunciation prediction: The effects of adaptivity and granularity. *arXiv preprint arXiv:2210.10996*.
- Kunting Li, Yong Hu, Liang He, Fandong Meng, and Jie Zhou. 2024. C-llm: Learn to check chinese spelling errors character by character. *arXiv preprint arXiv:2406.16536*.
- Zihong Liang, Xiaojun Quan, and Qifan Wang. 2023. Disentangled phonetic representation for chinese spelling correction. *arXiv preprint arXiv:2305.14783*.
- Linfeng Liu, Hongqiu Wu, and Hai Zhao. 2024. Chinese spelling correction as rephrasing language model. In *Proceedings of the AAAI Conference on Artificial Intelligence*, volume 38, pages 18662–18670.
- Alec Radford. 2018. Improving language understanding by generative pre-training.
- Alec Radford, Jeffrey Wu, Rewon Child, David Luan, Dario Amodei, Ilya Sutskever, et al. 2019. Language models are unsupervised multitask learners. *OpenAI blog*, 1(8):9.
- Mike Schuster and Kaisuke Nakajima. 2012. Japanese and korean voice search. In *2012 IEEE international conference on acoustics, speech and signal processing (ICASSP)*, pages 5149–5152. IEEE.
- Rico Sennrich. 2015. Neural machine translation of rare words with subword units. *arXiv preprint arXiv:1508.07909*.
- Andrew Shin and Kunitake Kaneko. 2024. Large language models lack understanding of character composition of words. *arXiv preprint arXiv:2405.11357*.
- Avijit Thawani, Saurabh Ghanekar, Xiaoyuan Zhu, and Jay Pujara. 2023. Learn your tokens: Word-pooled tokenization for language modeling. *arXiv preprint arXiv:2310.11628*.
- Yuen-Hsien Tseng, Lung-Hao Lee, Li-Ping Chang, and Hsin-Hsi Chen. 2015. Introduction to sighthan 2015 bake-off for chinese spelling check. In *Proceedings of the Eighth SIGHAN Workshop on Chinese Language Processing*, pages 32–37.
- A Vaswani. 2017. Attention is all you need. *Advances in Neural Information Processing Systems*.
- Changhan Wang, Kyunghyun Cho, and Jiatao Gu. 2020. Neural machine translation with byte-level subwords. In *Proceedings of the AAAI conference on artificial intelligence*, volume 34, pages 9154–9160.

- Dingmin Wang, Yan Song, Jing Li, Jialong Han, and Haisong Zhang. 2018. A hybrid approach to automatic corpus generation for chinese spelling check. In *Proceedings of the 2018 Conference on Empirical Methods in Natural Language Processing*, pages 2517–2527.
- Thomas Wolf, Lysandre Debut, Victor Sanh, Julien Chaumond, Clement Delangue, Anthony Moi, Pierric Cistac, Tim Rault, Rémi Louf, Morgan Funtowicz, et al. 2020. Transformers: State-of-the-art natural language processing. In *Proceedings of the 2020 conference on empirical methods in natural language processing: system demonstrations*, pages 38–45.
- Hongqiu Wu, Shaohua Zhang, Yuchen Zhang, and Hai Zhao. 2023. Rethinking masked language modeling for chinese spelling correction. *arXiv preprint arXiv:2305.17721*.
- Shih-Hung Wu, Chao-Lin Liu, and Lung-Hao Lee. 2013. Chinese spelling check evaluation at sighthan bake-off 2013. In *Proceedings of the Seventh SIGHAN Workshop on Chinese Language Processing*, pages 35–42.
- Nan Xu and Xuezhe Ma. 2024. Llm the genius paradox: A linguistic and math expert’s struggle with simple word-based counting problems. *arXiv preprint arXiv:2410.14166*.
- An Yang, Baosong Yang, Binyuan Hui, Bo Zheng, Bowen Yu, Chang Zhou, Chengpeng Li, Chengyuan Li, Dayiheng Liu, Fei Huang, et al. 2024. Qwen2 technical report. *arXiv preprint arXiv:2407.10671*.
- François Yergeau. 2003. Utf-8, a transformation format of iso 10646. Technical report.
- Xunjian Yin and Xiaojun Wan. 2023. A comprehensive evaluation and analysis study for chinese spelling check. *arXiv preprint arXiv:2307.13655*.
- Junjie Yu and Zhenghua Li. 2014. Chinese spelling error detection and correction based on language model, pronunciation, and shape. In *Proceedings of The Third CIPS-SIGHAN Joint Conference on Chinese Language Processing*, pages 220–223.

A Appendix

A.1 The limitations of GPT-4o

In Table 4, we present examples highlighting the limitations of GPT-4o in handling character-level tasks due to its lack of internal character structure awareness.

These examples illustrate how GPT-4o struggles with tasks that require precise character-level understanding. The tokenization process obscures internal character structures, leading to errors in character counting, splitting, and position identification. Our proposed methods, TIPA and MTIPA, aim to address these issues by enhancing models’ awareness of internal token structures.

A.2 Implementation Details

In our experiments, we utilized PyTorch and the Hugging Face Transformers (Wolf et al., 2020) library to implement our models. We fine-tuned the open-source models using LoRA (Hu et al., 2021) (Low-Rank Adaptation of Large Language Models) with specific configurations to efficiently adapt the large models without modifying the original weights.

For the TIPA and MTIPA methods, we applied LoRA (Hu et al., 2021) with a rank of 16, an alpha of 16, and a dropout rate of 0.05. The optimizer used was AdamW. The training was conducted on a single NVIDIA A800 GPU with 80GB of memory.

The configurations for Experiment 1 are detailed in Table 5, and the training speed and resource consumption are summarized in Table 6.

Similarly, the configurations for Experiment 2 are presented in Table 7, and the training speed is shown in Table 8.

A.3 Datasets

We utilized several datasets for training and evaluation. The datasets and their characteristics are summarized in Tables 9 and 10. The total number of unique tokens after deduplication across all datasets is 24,994.

The distribution of token lengths in the pruned token set used to construct the TIPA dataset is shown in Table 11. We observed that most tokens have lengths of 1 or 2 characters.

A.4 Prompts Used in Experiments

We provide the prompts used in our experiments for different models and tasks. Due to the length of the prompts, we format them to allow for automatic line wrapping.

A.5 Analysis of Output Length Consistency

We analyzed the proportion of outputs where the corrected text has the same character length as the original text. This metric reflects the models’ ability to maintain length consistency, which is important for certain applications.

In Table 13, Qwen2.5-7B and GPT-4o were explicitly instructed to output texts of the same length as much as possible, but their averages are relatively low, indicating that these models do not fully grasp the length information of the tokens. Our models were not instructed to output texts of the same length, as all training samples were of equal

Example 1

Prompt: 这句话中有几个字符: 我今天没有吃午饭非常饿

Translation: How many characters are in this sentence: I didn't eat lunch today and I'm very hungry.

GPT-4o Response:

这句话中共有 13 个字符, 分别是:

我今天没有吃午饭非常饿

Analysis: GPT-4o incorrectly states that there are 13 characters and fails to separate “今天” into two characters. The correct character count is 11, and “今天” should be split into “今” and “天”.

Example 2

Prompt: 拆分成字符倒序输出金庸武侠小说, 直接给出

Translation: Split into characters and output in reverse order "Jin Yong wuxia novel", output directly.

GPT-4o Response: 小说侠武庸金

Analysis: GPT-4o incorrectly treats “小说” (“novel”) as a single character, whereas it comprises two characters “小” and “说”. The correct reverse order should be “说小侠武庸金”. When asked to separate characters with commas, GPT-4o responds:

小说, 侠武, 庸金

Again, it incorrectly groups the characters, demonstrating a lack of internal character awareness.

Example 3

Prompt: 纠正输入这段话中的错别字, 以[{"position": 字符位置, "incorrect": 错误字符, "correction": 纠正后的字符}, ...]形式给出, 字符位置从1开始计数, 如果全部正确, 给出[]:

并计划在几年底发展到15各分公司, 明年增加到20个分公司

Translation: Correct the typos in this sentence, and present in the form of [{"position": character position, "incorrect": incorrect character, "correction": corrected character}, ...], counting character positions starting from 1. If all correct, output []:

And plan to develop to 15 branch companies by the end of the year, and increase to 20 branch companies next year.

GPT-4o Response:

[{"position": 6, "incorrect": "各", "correction": "个"}]

Analysis: GPT-4o correctly identifies the misspelled character “各” and suggests the correction “个”, but it incorrectly reports the position as 6. The actual position of the error in the sentence is 13, indicating a misunderstanding of character positions within the tokenized text.

Table 4: Examples demonstrating GPT-4o’s limitations in character-level tasks due to lack of internal character structure awareness.

Configs	Values
Devices	1 NVIDIA A800 GPU (80GB)
Batch size	16
Learning rate	1×10^{-4}
Epochs	10
LoRA rank	16
LoRA alpha	16
LoRA dropout	0.05
Optimizer	AdamW

Table 5: Configurations for Experiment 1.

length. This demonstrates the models’ ability to mimic and generalize length information through training methods. In CSCD-NS, the error patterns of tokens are present in the training set, so the Pure-SFT-3B model has good mimicking ability. In the LEMON dataset, since more new tokens may appear, TIPA has trained character composition awareness for all possible tokens, while the Pure-SFT method cannot perceive such tokens during training, so TIPA shows better generalization ability. However, this does not involve including

Method	Batches	Speed	GPU hours
Pure-SFT-7B	188,340	~ 1 s/batch	52.6 h
TIPA-7B	203,960	~ 1 s/batch	56.7 h
MTIPA-7B	222,780	~ 1.6 s/batch	99.0 h

Table 6: Training speed and resource consumption for Experiment 1.

the test set in the training set, because the tokens are known in the vocabulary, and we can train the tokenizer’s vocabulary without obtaining any datasets.

A.6 Additional Results

We provide additional examples from our experiments to illustrate the impact of TIPA and MTIPA on model outputs.

A.6.1 Experiment 1: CSC with Position Prediction

Table 14 shows several examples comparing the outputs of the Pure-SFT-7B model and the MTIPA-7B model on the CSC task with position prediction.

Configs	Values
Devices	1 NVIDIA A800 GPU (80GB)
Batch size	16
Learning rate	1×10^{-4}
Epochs	6 (results reported at epoch 3)
LoRA rank	16
LoRA alpha	16
LoRA dropout	0.05
Optimizer	AdamW

Table 7: Configurations for Experiment 2. The models achieved optimal performance at epoch 3, beyond which overfitting was observed.

Method	Batches	Speed	GPU hours
Pure-SFT-7B	56,502	~ 0.96 s/batch	~ 15 h
TIPA(\rightarrow)-7B	61,188	~ 0.95 s/batch	~ 16 h
TIPA(\leftarrow)-7B	61,188	~ 0.95 s/batch	~ 16 h
Pure-SFT-3B	56,502	~ 0.58 s/batch	~ 9 h
TIPA(\rightarrow)-3B	61,188	~ 0.58 s/batch	~ 10 h
TIPA(\leftarrow)-3B	61,188	~ 0.58 s/batch	~ 10 h

Table 8: Training speed and resource consumption for Experiment 2.

A.6.2 Experiment 2: Traditional CSC Task

Table 15 provides examples from Experiment 2, comparing the outputs of the Pure-SFT-7B model and the TIPA-7B model on the traditional CSC task.

A.7 Impact on Downstream Tasks

Our analysis confirms that TIPA and MTIPA significantly enhance models’ understanding of internal character structures, leading to improved performance in both position prediction and traditional CSC tasks. The models trained with these methods show better generalization and are more adept at handling complex sentences and longer sequences.

Furthermore, by not altering the tokenizer or model architecture, our methods maintain compatibility with existing systems and do not introduce additional inference latency. This makes TIPA and MTIPA practical for real-world applications where model efficiency and compatibility are crucial.

Dataset	Samples	Unique Tokens
Training		
CSCD-NS Train	30,000	22,012
Wang271K	271,329	20,369
Validation		
CSCD-NS Dev	5,000	16,003

Table 9: Training and validation datasets used in our experiments. “Unique Tokens” refers to the number of unique tokens appearing in the tokenizer after deduplication.

Dataset	Filtered Samples	Unique Tokens
CSCD-NS Test	5,000	15,946
NOV	6,000	10,503
CAR	3,245	10,881
COT	993	3,564
ENC	3,274	13,399
GAM	393	3,055
MEC	1,942	4,813
NEW	5,887	12,010

Table 10: Testing datasets used in our experiments after filtering. “Filtered Samples” indicates the number of samples remaining after filtering out those with unequal source and target sentence lengths. “Unique Tokens” refers to the number of unique tokens appearing in the tokenizer after deduplication.

Length	Count
1	6,182
2	12,173
3	4,017
4	2,165
5	269
6	93
7	56
8	17
9	13
10	3
11	2
12	1
16	2
80	1

Table 11: Token length distribution in the pruned token set used for constructing the TIPA dataset. The token with length 80 is an exceptional case and can be excluded in practical applications to avoid excessively long tokens in TIPA.

Experiment	Prompt (Chinese / English) (temperature = 0.01)
Experiment 1 (All models)	<p>Chinese: 纠正输入这段话中的错别字，以 [position: 字符位置, incorrect: 错误字符, correction: 纠正后的字符], ...] 形式给出，字符位置从 1 开始计数，必须是单个字符，如果全部正确，给出 []。</p> <p>English: Correct the typos in this paragraph of input, and provide it in the form [position: character position, incorrect: wrong character, correction: corrected character, ...], where character position starts counting from 1, must be a single character, if all correct, give [].</p>
Experiment 2 (Testing GPT-4o, Qwen2.5-7B original models) (temperature = 0.01)	<p>Chinese: 纠正输入这段话中的错别字，直接给出纠正后的文本，无需任何解释，不要补充任何标点符号，尽可能输出等长的新句子！</p> <p>English: Correct the typos in this paragraph of input, directly give the corrected text, no need for any explanation, do not add any punctuation marks, try to output a new sentence of equal length!</p>
Experiment 2 (Trained models)	<p>Chinese: 纠正输入这段话中的错别字，直接给出纠正后的文本，无需任何解释。</p> <p>English: Correct the typos in this paragraph of input, directly give the corrected text, no need for any explanation.</p>

Table 12: Prompt templates used in our experiments, presented in both Chinese and English. The prompts were designed to elicit the desired output formats from the models.

Model	CAR	COT	ENC	GAM	MEC	NEW	NOV	CSCD-NS	AVG
Qwen2.5-7B	59.69	65.16	63.44	55.98	65.71	58.72	58.33	66.02	61.63
GPT-4o	77.69	83.18	83.87	82.44	86.56	79.80	79.63	87.74	82.61
Pure-SFT-3B	94.82	95.37	95.66	95.67	96.55	97.50	94.97	98.92	96.18
TIPA(→)-3B	95.01	95.37	96.46	95.93	96.14	97.55	94.43	98.66	96.19
TIPA(←)-3B	95.50	96.07	95.94	97.20	96.86	97.40	95.47	98.66	96.64
Pure-SFT-7B	93.93	95.27	95.51	96.44	93.72	97.03	94.05	98.60	95.57
TIPA(→)-7B	95.75	96.27	96.30	97.71	96.04	98.05	96.07	99.16	96.92
TIPA(←)-7B	94.58	94.76	95.51	97.20	95.57	97.55	95.42	98.84	96.18

Table 13: Proportion (%) of outputs where the corrected text has the same character length as the original text across different domains and models. The average (AVG) is also provided.

<p>Source Text: ...产品的移动芯片及相关平台开发，期芯片类产品支持...</p> <p>Pure-SFT-7B Output: [{ "position": 53, "incorrect": "期", "correction": "其" }]</p> <p>MTIPA-7B Output: [{ "position": 52, "incorrect": "期", "correction": "其" }]</p> <p>Translation: "...development of mobile chips and related platforms for products, its chip products support..."</p> <p>Comment: The MTIPA-7B model correctly identifies the position of the incorrect character "期" (should be "其") at position 52, whereas the Pure-SFT-7B model predicts position 53.</p>
<p>Source Text: ...加盟中超大连实德后再球队效力三年，上赛季结束后离队，最终选择退役</p> <p>Pure-SFT-7B Output: [{ "position": 38, "incorrect": "再", "correction": "在" }]</p> <p>MTIPA-7B Output: [{ "position": 37, "incorrect": "再", "correction": "在" }]</p> <p>Translation: "...after joining Dalian Shide in the Chinese Super League, he served the team for three years, left after last season, and finally chose to retire."</p> <p>Comment: The MTIPA-7B model accurately predicts the position of the incorrect character "再" (should be "在") at position 37, while the Pure-SFT-7B model predicts position 38.</p>

Table 14: Examples from Experiment 1 comparing Pure-SFT-7B and MTIPA-7B outputs on the CSC task with position prediction. The MTIPA-7B model demonstrates enhanced position prediction accuracy.

Source Tokens:

.../以/吃的/名/意/来/一场/说/走/就/走/的/美食/之旅/

Pure-SFT-7B Output:

.../以/吃/的心情/来/一场/说/走/就/走/的/美食/之旅/

TIPA-7B Output:

.../以/吃的/名义/来/一场/说/走/就/走/的/美食/之旅/

Translation: "Take a spontaneous food journey in the name of eating."

Comment: The TIPA-7B model correctly reconstructs "名义" ("name"), improving the fluency and accuracy of the sentence compared to the Pure-SFT-7B model's output.

Source Tokens:

/伦敦/又/粗/线/了一家/哈利/波特/主题/的/酒店/套房/

Pure-SFT-7B Output:

/伦敦/又/粗/线/了一家/哈利/波特/主题/的/酒店/套房/

TIPA-7B Output:

/伦敦/又/出现/了一家/哈利/波特/主题/的/酒店/套房/

Translation: "London has another Harry Potter themed hotel suite appeared."

Comment: The TIPA-7B model accurately corrects "粗线" (nonsensical in this context) to "出现" ("appear"), enhancing the sentence's coherence.

Source Tokens:

/本事/一家人/...

Pure-SFT-7B Output:

/本/是/亲/一家/...

TIPA-7B Output:

/本/是一/家人/...

Translation: "We were originally a family."

Comment: The TIPA-7B model correctly reconstructs the phrase "是一家人" ("are a family"), improving the grammaticality and meaning of the sentence.

Table 15: Examples from Experiment 2 comparing Pure-SFT-7B and TIPA-7B outputs on the traditional CSC task. The TIPA-7B model demonstrates enhanced understanding of token internal structures, leading to better corrections.