

Disentangled-Transformer: An Explainable End-to-End Automatic Speech Recognition Model with Speech Content-Context Separation

1st Pu Wang

Department of Electrical Engineering-ESAT
KU Leuven
Leuven, Belgium
pu.wang@esat.kuleuven.be

2nd Hugo Van hamme

Department of Electrical Engineering-ESAT
KU Leuven
Leuven, Belgium
hugo.vanhamme@esat.kuleuven.be

Abstract—End-to-end transformer-based automatic speech recognition (ASR) systems often capture multiple speech traits in their learned representations that are highly entangled, leading to a lack of interpretability. In this study, we propose the explainable Disentangled-Transformer, which disentangles the internal representations into sub-embeddings with explicit content and speaker traits based on varying temporal resolutions. Experimental results show that the proposed Disentangled-Transformer produces a clear speaker identity, separated from the speech content, for speaker diarization while improving ASR performance.

Index Terms—Explainable AI, Speech representation disentanglement, Speech recognition, Speaker diarization.

I. INTRODUCTION

Modern automatic speech recognition (ASR) systems leverage data-driven deep learning methods. The emergence of end-to-end (E2E) encoder-decoder architectures, such as self-attention-based transformer models [1, 2], has markedly enhanced recognition accuracy, paving the way for advanced speech recognition applications like Google Home Assist, Apple Siri, and more. However, deep learning methods are often perceived as “black boxes”.

In particular, transformer-based speech models often capture multiple speech traits in the learned representations at each encoder layer. These traits are highly entangled—not only the intended speech content (the actual linguistic information) but also speaker identity, dialect, accent, emotion, background noise, and other contextual factors [3, 4, 5, 6, 7]. For example, researchers have observed speaker characteristics and gender attributes in some of the learned representations of the speech foundation model Wav2Vec 2.0 [8, 9], leading to a lack of clear interpretability.

This lack of interpretability complicates the detection of flaws or biases within ASR models when errors occur due to data mismatches. Specifically, in the real world, speech data encompass significant diversity, including variations in speakers, such as healthy speakers versus dysarthric speakers, and

speaking environments, for instance, from a single-speaker lecture to dialogues involving multiple speakers with overlapping speech. Research shows that training ASR models solely on the majority “standard” speakers—typically adult, first-language speakers without speech disabilities—results in notable disparities in recognition accuracy across different speaker groups with diverse sociolinguistic backgrounds [10, 11, 12, 13, 14]. For example, Wang et al. [15] show that speech foundation models fine-tuned on one group of dysarthric speakers exhibit significant fluctuations in recognition performance when tested on other dysarthric groups. While the linguistic information or speech content is expected to remain consistent across different speakers, the model produces speech content-related representations that are entangled with other speech traits not present in the training data, such as speaker identity. Furthermore, studies show that in well-trained transformer-based speech models, representations extracted from certain attention heads in the first several encoder layers form clear speaker and gender clusters, while other layers or attention heads do not exhibit the same behavior [3, 4, 5, 6, 7]. This arbitrary and inconsistent entanglement can occur at various components or layers within the model, making it challenging to answer the question “Which aspects of the learned representations contribute to fluctuations in recognition performance, and where in the network architecture do they originate?”. Consequently, this entanglement complicates efforts to improve the ASR model’s generalization.

In this study, we focus on enhancing the explainability of learned representations in transformer-based E2E ASR models. We propose to disentangle the internal representation of the ASR encoder into sub-embeddings, with each sub-embedding explicitly correlated with a specific speech trait (such as speaker identity), without compromising ASR performance.

In existing work, speech representation disentanglement has been primarily explored in speech editing or synthesis tasks. For instance, Noé et al. [16] proposed disentangling the sex attribute from the speaker representation to conceal personal information in a speech privacy preservation task. Yang et

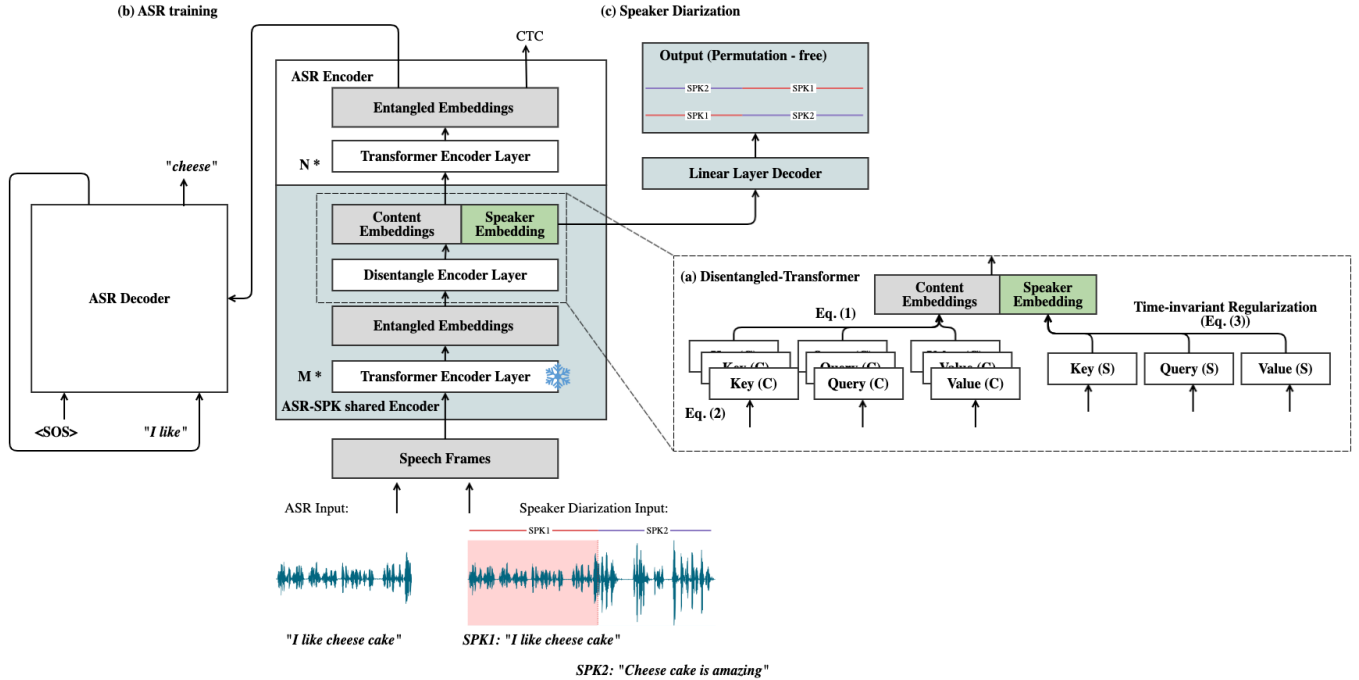


Fig. 1. Structure of (a) Disentangled-Transformer; (b) E2E ASR model with Disentangled-Transformer (white rectangles); (c) E2E speaker diarization model with shared ASR Disentangled-Transformer encoder (blue rectangles).

al. [17] utilized mutual information learning to disentangle speaker information in a one-shot voice conversion (VC) task, enabling the conversion of speech content from one speaker to another’s voice. Wang et al. [18] extended this approach to disentangle accent and speaker features in an accent transfer task, synthesizing speech with a specified accent. These methods are typically built using adversarial vector-quantized variational autoencoder (VQ-VAE) learning and reconstruction [16, 17, 18, 19, 20, 21, 22, 23, 24], which often come at the cost of reduced speech content resolution and unstable training. Considering that the main objective of this work is to enhance speech recognition, we avoid incorporating additional signal reconstructors or training efforts. Instead, we propose a simple yet effective approach to disentangle speech representations within an ASR task.

In vanilla transformers, the self-attention operation efficiently attends to all information across the full sequence simultaneously. However, useful information changes at different rates: the *what* (linguistic content) requires a resolution of a few tens of milliseconds, while the *who* (speaker identity, dialect, foreign accent) and *how* (speaking rate, formality, stress) vary at a slower pace. Therefore, in this study, we propose to disentangle speech trait-specific sub-embeddings based on the different temporal behaviors of each trait. Specifically, we build a Disentangled-Transformer with explicit content-embedding attention heads that capture the rapidly varying embeddings, and a speaker-embedding attention head that captures the slowly varying embeddings. This is implemented

by introducing time-invariant regularization to penalize rapid changes in the speaker-embedding attention head of the encoder layer during ASR training. This regularization can be applied to either a single layer or the full set of encoder layers. To assess its explainability with respect to disentangled speaker embedding, the Disentangled-Transformer encoder is further shared with an E2E speaker diarization task by adding a single linear decoder layer. It is evaluated under conditions including single speaker and noise separation, two-speaker non-overlapping diarization, and two-speaker fully-overlapping separation.

In Section II, we first recapitulate the transformer architecture and introduce the Disentangled-Transformer. The implementations for ASR and speaker diarization are also detailed in this section. Section III discusses the experimental setup and datasets used for evaluation, and the corresponding results are presented in Section IV. In Section V we will conclude our work.

II. METHOD

A. Transformer encoder

The transformer encoder is a layer-stacked model with each layer containing one multi-head self-attention (MHSA) block and one feed-forward block [1]. The output of the MHSA for the i -th frame is a linear projection of the concatenated multi-scaled dot-product self-attention operations as shown in (1)

$$MHSA_i = W_{out} \text{Concat}(Attn_i^1, Attn_i^2, \dots, Attn_i^N) \quad (1)$$

In each of the N attention heads, the feature representation of the sequential data is first linearly transformed into a sequence of Keys, Values and Queries. The feature representation in the next layer is built as a non-linear mapping of a weighted average of the Values. The weight of each Value in the n^{th} attention head is determined by the similarity between the Key and the Query, as measured by a dot-product (2).

$$\text{Attn}_i^n = \sum_j S_{ij}^n V^n x_j \text{ with } S_{ij}^n = \text{Softmax} \left(\frac{x_j^T K^n Q^n x_i}{\sqrt{d_k^n}} \right) \quad (2)$$

where x is the d -dimensional feature embedding of the previous layer. $Q^n, K^n \in \mathbb{R}^{d_k^n \times d}$, $V^n \in \mathbb{R}^{d_v^n \times d}$ are the projection matrices for Query, Key and Value in the n^{th} attention head respectively. d_k^n is the width of the n^{th} attention head.

B. Disentangled-Transformer

The idea of disentanglement is to partition the embedding from one encoder layer into sub-embeddings with different temporal behaviour.

As shown in Figure 1 (a), the embeddings from the previous encoder layer are disentangled into content embeddings c and speaker embeddings s using separate Query, Key and Value projection matrices for content related weights and speaker related weights. As explained in Section I, content embeddings change rapidly over time, while speaker embeddings remain stable for the same speaker. To achieve low temporal variation in speaker embeddings s , time-invariant regularization terms for s in each time frame t are added to the total loss during training with the penalty scale λ_s ($\lambda_s = 0.1$ is used by default):

$$L_s = \lambda_s \frac{1}{L} \sum_l \frac{1}{\sqrt{d_s}} \sum_t (\sqrt{\|s_{t+1} - s_t\|^2} + \sqrt{\|s_{t+5} - s_t\|^2}) \quad (3)$$

where, l indicates the index of the constrained layer (or Disentangled-Transformer layer) within the transformer encoder, d_s is the dimension of the speaker embedding, and s_t is the speaker embedding at the t^{th} frame.

With the constraint $\sqrt{\|s_{t+5} - s_t\|^2}$, the speaker embeddings are encouraged to remain stable over 5 frames (typically 25 milliseconds per frame with a 10-millisecond frame shift), which is longer than the average time resolution for uttering a phoneme. An additional constraint with a time step $1 \sqrt{\|s_{t+1} - s_t\|^2}$ is added to prevent periodic noise. Here, we apply the constraint to a single attention head of the Disentangled-Transformer layer, while the rest of the attention heads in the same layer serve as content embeddings. The Disentangled-Transformer layer can be applied to the single layer or the full set of layers in the transformer encoder.

C. ASR with Disentangled-Transformer

The white rectangles in Figure 1 (b) illustrate the E2E ASR model, which is built with stacked transformer layers and Disentangled-Transformer layers as the encoder, and stacked transformer layers as the decoder. It takes utterances from the single speaker as the inputs and generates transcripts as the outputs.

The ASR model adopts a hybrid CTC/attention architecture from ESPnet [25, 26], training with a combination of CTC loss L_{ctc} , attention-based cross-entropy loss L_{attn} and time-invariant regularization L_s :

$$L_{asr} = \alpha L_{ctc} + (1 - \alpha) L_{attn} + L_s \quad (4)$$

We use $\alpha = 0.3$ in this study. During decoding, CTC scores are combined in one-pass beam search to further eliminate irregular alignments.

D. Speaker diarization with Disentangled-Transformer

The blue rectangles in Figure 1 (c) illustrate the E2E speaker diarization model. It takes utterances from at least one speaker as input and indicates *who* speaks *when*.

The main target of speaker diarization task is to assess the disentangled sub-embeddings. Therefore, it shares the Disentangled-Transformer encoder with the ASR model and uses speaker embeddings s to estimate speaker(s)' activities with a linear decoder layer. The speaker diarization model predicts speaker activity as binary multi-class labels $\in \{0, 1\}^{num_{spk} \times T}$, where num_{spk} is the number of speakers. Therefore, it can model overlapping speech by making the labels of overlapping speech frames all active.

Both training and decoding are conducted in a permutation-free manner [27, 28]. As shown in the ‘‘Output’’ rectangle in Figure 1 (c). The speaker label itself is not the focus, rather, detecting speech activity or speaker switches is more important.

III. EXPERIMENTAL SETUP

A. Dataset

LibriSpeech100h is used for training the Disentangled-Transformer ASR model. It contains 100 hours of read English speech derived from audiobooks [29]. Each recording of LibriSpeech100h is utterance from the single speaker. The ASR model is validated on dev and test splits: *dev_clean*, *dev_other*, *test_clean* and *test_other*, they are named based on the difficulty ASR systems may face in processing them. Each of the dev and test sets contains about 5 hours of audio.

LibriMix is used for training and validating the Disentangled-Transformer speaker diarization model. Each audio in LibriMix data consists of one- or two-speaker mixture(s), with or without noise. The speech utterances in LibriMix are taken from LibriSpeech100h, dev, and test splits, and the noise samples are from WHAM! [30]. During the evaluation phase, to avoid background noise in the reference signals, we only use the speech from *dev_clean*, and *test_clean*.

To stimulate realistic, conversation-like scenarios, we establish four versions of datasets: (a) LibriMix 1.0: single speaker's utterances, non-overlapping, mixed with WHAM! noise; (b) LibriMix 2.0: two speakers' utterances, non-overlapping, no-silence mixture; (c) LibriMix 3.0: two speakers' utterances, non-overlapping, with silence in the mixture; and (d) LibriMix 4.0: two speakers' utterances, fully overlapping. Examples from these four datasets are shown in Figure 2. Mixtures

of LibriMix 2.0, 3.0, and 4.0 are generated by randomly selecting utterances for different speakers. The loudness of each utterance is uniformly sampled between -25 and -33 LUFS.

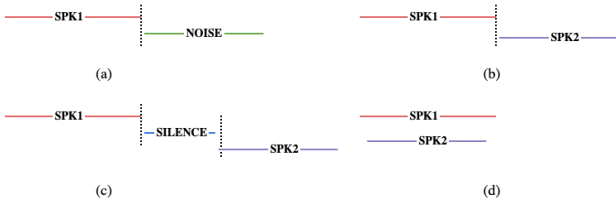


Fig. 2. LibriMix example of: (a) LibriMix 1.0: single speaker’s utterance, non-overlapping, mixed with WHAM! noise; (b) LibriMix 2.0: two speakers’ utterances, non-overlapping, no-silence mixture; (c) LibriMix 3.0: two speakers’ utterances, non-overlapping, with silence in the mixture; and (d) LibriMix 4.0: two speakers’ utterances, fully overlapping.

B. Implementation details

Both the ASR model and speaker diarization model are implemented with ESPnet.

The ASR model is built with an 18-layer (Disentangled-)Transformer encoder and a 6-layer transformer decoder. Each layer consists of a 4-head 64-dimensional MHSA and a feed-forward layer with the inner dimensions of 1024. The Disentangled-Transformer layer(s) replaces one or multiple transformer encoder layer(s) within the model. In the Disentangled-Transformer layer, time-invariant regularization is applied to the 4th attention head as speaker embeddings s , while the remaining three attention heads are used for content embeddings c . The model is trained with default configurations specified in the *librispeech_100h* recipe¹.

The speaker diarization model is built with the shared ASR disentangled encoder and a linear decoder layer. During training, all encoder parameters are frozen except for the Disentangled-Transformer layer. The default training configuration can be found in the *librimix* recipe².

C. Evaluation metrics

We report ASR performance using word error rate (WER(%)) and diarization performance using diarization error rate (DER(%)) [27, 28] and speaker error time (the total duration of incorrectly attributed speech in seconds). When calculating the DER, collar tolerance of 0.0 sec and median filtering of 11 frames are applied.

IV. EXPERIMENTAL RESULTS

A. ASR performance

As explained in Section I and Section III-B, the goal of this study is to build an ASR model with explicitly disentangled speaker embeddings without hurting its original ASR performance. Therefore, we use the standard benchmark transformer

ASR model which is built with an 18-layer transformer encoder and a 6-layer transformer decoder, as the baseline.

We first substitute each transformer encoder layer of the benchmark model with the Disentangled-Transformer layer, starting from the bottom to the top. The WER results of each model are shown in Figure 3, where the x-axis represents the layer index that is replaced with the Disentangled-Transformer and the y-axis represents the WER.

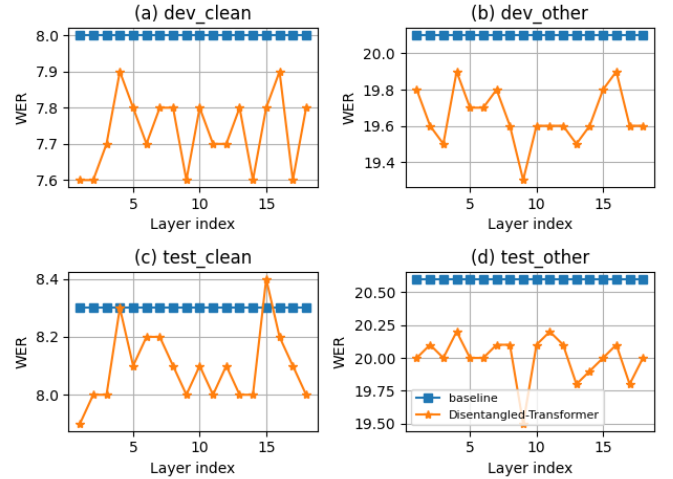


Fig. 3. WER (%) as a function of indexed layers for the baseline transformer (blue) and the proposed Disentangled-Transformer (orange) on (a) *dev_clean*; (b) *dev_other*; (c) *test_clean*; (d) *test_other*, trained on the Librispeech100h

In Figure 3, the blue dots record the benchmark results, and the orange dots record the Disentangled-Transformer results. All Disentangled-Transformer models significantly outperform the benchmark model, except when replacing the 15th encoder layer with Disentangled-Transformer on *test_clean*, which led to 0.1% performance degradation. A potential reason for this, as suggested in [31, 32], is that representations extracted from deeper layers in networks are less likely to encode speaker information. This implies that the upper layers, such as the 15th encoder layer in this study, are designed to focus more on spoken content and potentially discard speaker information. While with a large penalty scale λ_s , more speaker information is retained, which reduces the resolution of spoken content. Therefore, a smaller penalty scale λ_s is expected to be more suitable for the upper layers when substituting a single Disentangled-Transformer layer.

An alternative approach is to substitute multiple layers. By using the average regularization loss L_s across all replacement layers in Eq. (3), the model can dynamically adjust the penalty distribution to more suitable layers. Therefore, we further replace all the encoder layers with Disentangled-Transformer. The WER results are summarized in Table IV-A. The results show that the proposed disentanglement operation does not degrade the performance compared to the baseline. On the contrary, the model benefits from the regularization and shows improvement.

¹https://github.com/espnet/espnet/tree/master/egs2/librispeech_100/asr1.

²<https://github.com/espnet/espnet/tree/master/egs2/librimix/diar1>.

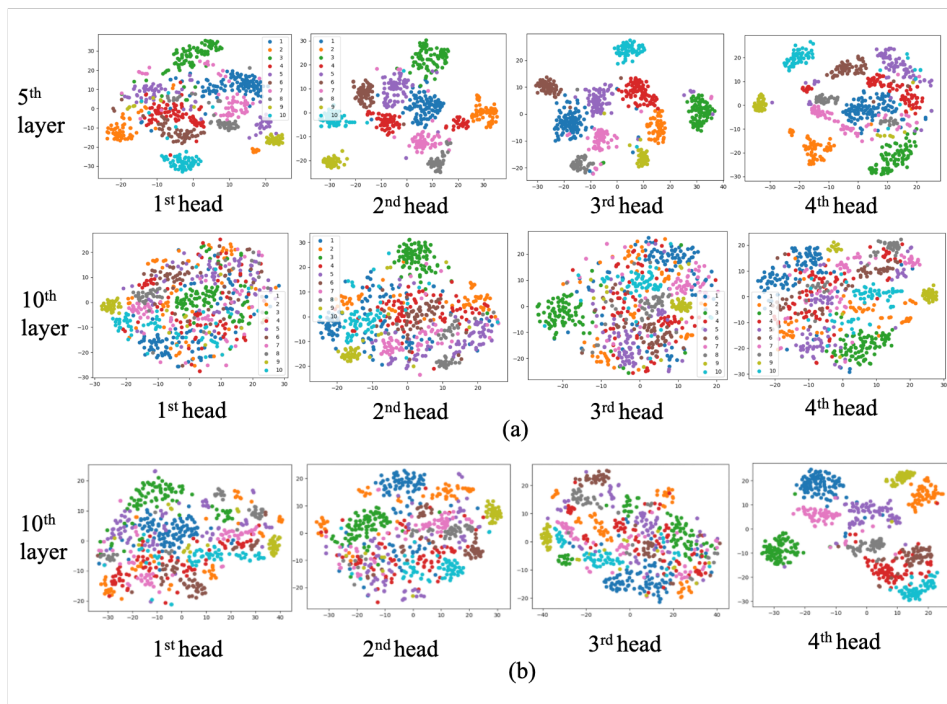


Fig. 4. T-SNE plots of embeddings extracted from each attention head of different encoder layers of (a)baseline transformer and (b)Disentangled-Transformer.

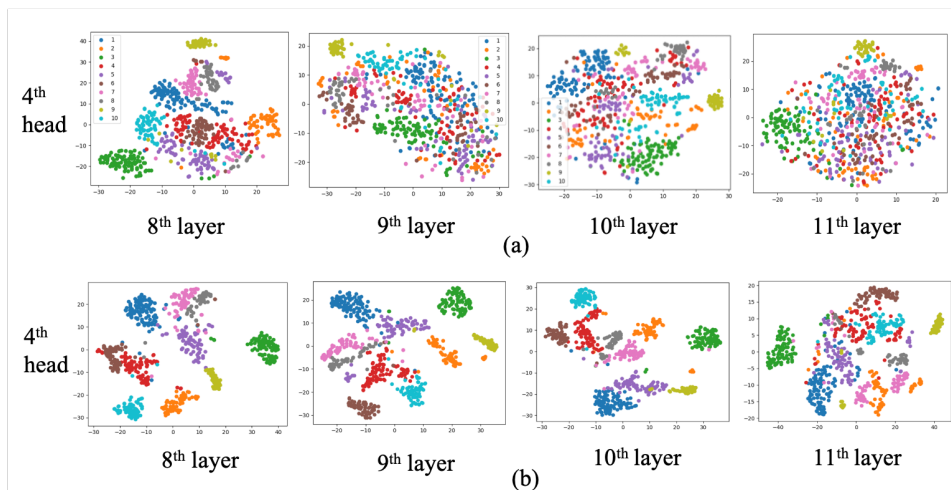


Fig. 5. T-SNE plots of embeddings extracted from the 4th attention head of (a)baseline transformer and (b)Disentangled-Transformer.

TABLE I
WER (%) FOR THE BASELINE TRANSFORMER AND
DISENTANGLED-TRANSFORMER, TRAINED ON LIBRISPEECH100H

Method	dev_clean	dev_other	test_clean	test_other
Baseline transformer	8.0	20.1	8.3	20.6
Disentangled-Transformer	7.8	19.6	8.1	20.0

To visualize the baseline entangled embeddings and disentangled embeddings, we randomly select 8 minutes of speech from 10 speakers in the *test_clean* dataset and obtain the learned representations from each attention head across

different layers from both the baseline transformer model and the Disentangled-Transformer model. The T-SNE plots are shown in Figure 4, where each color represents one speaker. A clustering pattern in the same color indicates clear speaker clustering.

From Figure 4 (a), we observe that in the baseline transformer, not every attention head contains clear speaker information. For example, the 3rd attention head in the 5th layer shows a clear speaker pattern while different colors in the 10th layer blend together. This aligns with Section I that when we extract learned representations from arbitrary layers and attention heads, it is difficult to determine which specific

speech traits are present in the extracted representations, leading to a lack of explainability. In contrast, after applying the time-invariant constraint to the 4th attention head of the Disentangled-Transformer layer, the extracted embeddings, as shown in Figure 4 (b) “10th layer 4th head”, consistently show significant speaker patterns.

This is further verified by comparing the embeddings extracted from the 4th attention head in the 8th to 11th layers of both the baseline transformer and the Disentangled-Transformer model. The T-SNE results of 10 speakers are shown in Figure 5, where the Disentangled-Transformer always shows clear speaker patterns, even in the higher layers, which can serve as speaker embeddings. In contrast, the baseline transformer model does not exhibit clear speaker information.

B. Speaker diarization performance

To further quantitatively assess the explainability of the disentangled embeddings, the disentangled encoder trained on ASR targets is shared to build a speaker diarization model for the Librimix dataset. The benchmark model built in ESPnet is configured with 4 transformer encoder layers [27], and we adopt a similar configuration, using 3 transformer encoder layers and 1 Disentangled-Transformer layer at the top. Both models are followed by a linear decoder layer trained for 5, and 10 epochs. The first 3 transformer encoder layers in the Disentangled-Transformer are frozen during training, since the Disentangled-Transformer can be seen as a pre-trained model (as all speakers in LibriMix are also present in LibriSpeech100h). For a fair comparison, we train a transformer ASR model on Librispeech100h without the time-invariant constraint and use the same embeddings as the Disentangled-Transformer for the LibriMix speaker diarization, we refer it as “ASR-transformer” model. The performances on LibriMix 1.0-4.0 are shown in Table II,III,IV,V.

TABLE II
DER (%) FOR THE BENCHMARK TRANSFORMER,
DISENTANGLED-TRANSFORMER, AND ASR-TRANSFORMER ON LIBRIMIX
1.0 OVER 5 AND 10 EPOCHS

Method	5 epochs		10 epochs	
	dev_clean	test_clean	dev_clean	test_clean
Benchmark Transformer	19.5	18.2	7.6	8.2
Disentangled-Transformer	14.5	12.7	5.9	5.7
ASR-transformer	19.8	17.7	7.5	7.9

TABLE III
SPEAKER ERROR TIME (SEC) IN TOTAL 28618.22 SECONDS SPEECH TIME
FOR THE BENCHMARK TRANSFORMER, DISENTANGLED-TRANSFORMER,
AND ASR-TRANSFORMER TRAINED ON LIBRIMIX 2.0 OVER 5 AND 10
EPOCHS

Method	5 epochs		10 epochs	
	dev_clean	test_clean	dev_clean	test_clean
Benchmark Transformer	2575.6	2489.8	77.9	73.8
Disentangled-Transformer	1631.4	1602.6	6.5	6.9
ASR-transformer	2692.4	3033.5	92.7	86.2

TABLE IV
DER (%) FOR THE BENCHMARK TRANSFORMER,
DISENTANGLED-TRANSFORMER, AND ASR-TRANSFORMER TRAINED ON
LIBRIMIX 3.0 OVER 5 AND 10 EPOCHS

Method	5 epochs		10 epochs	
	dev_clean	test_clean	dev_clean	test_clean
Benchmark Transformer	16.87	18.56	7.05	7.31
Disentangled-Transformer	7.9	8.7	2.6	2.5
ASR-transformer	20.4	23.3	8.8	8.5

TABLE V
DER (%) FOR THE BENCHMARK TRANSFORMER,
DISENTANGLED-TRANSFORMER, AND ASR-TRANSFORMER TRAINED ON
LIBRIMIX 4.0 OVER 5 AND 10 EPOCHS

Method	5 epochs		10 epochs	
	dev_clean	test_clean	dev_clean	test_clean
Benchmark Transformer	19.2	19.4	9.8	9.0
Disentangled-Transformer	10.7	10.6	5.6	5.6
ASR-transformer	18.5	21.6	13.3	12.9

From these Tables, Disentangled-Transformer significantly outperforms both the benchmark transformer and the ASR-transformer, thanks to the explicit speaker embeddings. Pre-training on ASR target does not help the ASR-Transformer to achieve better performance compared to the benchmark transformer.

V. CONCLUSION

End-to-end encoder-decoder-based ASR models lack interpretability due to the entangled representations captured in each encoder layer. We therefore propose disentangling the internal representations into explicit content embeddings and speaker embeddings based on the different temporal behaviors of these two speech traits. Experimental results on the speaker diarization task show that the Disentangled-Transformer-based ASR model is more interpretable, with clear speaker identity captured in a specific disentangled attention head.

ACKNOWLEDGMENT

The research was supported by the Flemish Government under “Onderzoeksprogramma AI Vlaanderen” and FWO-SBO grant S004923N: NELF.

REFERENCES

- [1] Ashish Vaswani et al. “Attention is all you need”. In: *Advances in neural information processing systems*. Vol. 30. 2017.
- [2] Anmol Gulati et al. “Conformer: Convolution-augmented Transformer for Speech Recognition”. In: *Interspeech 2020*. 2020.
- [3] Ankita Pasad, Ju-Chieh Chou, and Karen Livescu. “Layer-wise analysis of a self-supervised speech representation model”. In: *2021 IEEE Automatic Speech Recognition and Understanding Workshop (ASRU)*. 2021, pp. 914–921.

- [4] Chi-Luen Feng, Po-chun Hsu, and Hung-yi Lee. “Silence is sweeter than speech: Self-supervised model using silence to store speaker information”. In: *arXiv preprint arXiv:2205.03759* (2022).
- [5] Zhengyang Chen et al. “Large-scale self-supervised speech representation learning for automatic speaker verification”. In: *ICASSP 2022*. 2022, pp. 6147–6151.
- [6] Sanyuan Chen et al. “Why does Self-Supervised Learning for Speech Recognition Benefit Speaker Recognition?” In: *Interspeech 2022*. 2022, pp. 3168–3172.
- [7] Sanyuan Chen et al. “Wavlm: Large-scale self-supervised pre-training for full stack speech processing”. In: *IEEE Journal of Selected Topics in Signal Processing* 16.6 (2022), pp. 1505–1518.
- [8] Zhiyun Fan et al. “Exploring wav2vec 2.0 on speaker verification and language identification”. In: *Interspeech 2021*. 2021.
- [9] Kwanghee Choi and Eun Jung Yeo. “Opening the black box of wav2vec feature encoder”. In: *arXiv preprint arXiv:2210.15386* (2022).
- [10] Yuanyuan Zhang et al. “Exploring data augmentation in bias mitigation against non-native-accented speech”. In: *2023 IEEE Automatic Speech Recognition and Understanding Workshop (ASRU)*. 2023.
- [11] Mahault Garnerin, Solange Rossato, and Laurent Besacier. “Investigating the impact of gender representation in ASR training data: A case study on librispeech”. In: *3rd Workshop on Gender Bias in Natural Language Processing*. Association for Computational Linguistics. 2021, pp. 86–92.
- [12] Yuanyuan Zhang et al. “Mitigating bias against non-native accents.” In: *Interspeech 2022*. 2022, pp. 3168–3172.
- [13] Hemant Kumar Kathania et al. “Study of formant modification for children ASR”. In: *ICASSP 2020*. 2020, pp. 7429–7433.
- [14] Martijn Bartelds et al. “Making More of Little Data: Improving Low-Resource Automatic Speech Recognition Using Data Augmentation”. In: *Proceedings of the 61st Annual Meeting of the Association for Computational Linguistics (Volume 1: Long Papers)*. 2023, pp. 715–729.
- [15] Pu Wang and Hugo Van Hamme. “Benefits of pre-trained mono-and cross-lingual speech representations for spoken language understanding of Dutch dysarthric speech”. In: *EURASIP Journal on Audio, Speech, and Music Processing* 2023.1 (2023), p. 15.
- [16] Paul-Gauthier Noé et al. “Adversarial Disentanglement of Speaker Representation for Attribute-Driven Privacy Preservation”. In: *Interspeech 2021*. 2021.
- [17] Sicheng Yang et al. “Speech Representation Disentanglement with Adversarial Mutual Information Learning for One-shot Voice Conversion”. In: *Interspeech 2022*. 2022.
- [18] Linqin Wang et al. “Non-parallel Accent Transfer based on Fine-grained Controllable Accent Modelling”. In: *Findings of the Association for Computational Linguistics: EMNLP 2023*. 2023, pp. 9288–9298.
- [19] Andros Tjandra, Sakriani Sakti, and Satoshi Nakamura. “Transformer VQ-VAE for Unsupervised Unit Discovery and Speech Synthesis: ZeroSpeech 2020 Challenge”. In: *Interspeech 2020*. 2020.
- [20] Hui Lu et al. “SpeechTripleNet: End-to-End Disentangled Speech Representation Learning for Content, Timbre and Prosody”. In: *Proceedings of the 31st ACM International Conference on Multimedia*. 2023, pp. 2829–2837.
- [21] Adam Polyak et al. “Speech Resynthesis from Discrete Disentangled Self-Supervised Representations”. In: *Interspeech 2021*. 2021.
- [22] Jennifer Williams et al. “Learning disentangled phone and speaker representations in a semi-supervised VQ-VAE paradigm”. In: *ICASSP 2021*. 2021, pp. 7053–7057.
- [23] Magdalena Proszewska et al. “GlowVC: Mel-spectrogram space disentangling model for language-independent text-free voice conversion”. In: *Interspeech 2022*. 2022.
- [24] Tianchi Liu et al. “Disentangling voice and content with self-supervision for speaker recognition”. In: *Advances in Neural Information Processing Systems* 36 (2023), pp. 50221–50236.
- [25] Shinji Watanabe et al. “Hybrid CTC/attention architecture for end-to-end speech recognition”. In: *IEEE Journal of Selected Topics in Signal Processing* 11.8 (2017), pp. 1240–1253.
- [26] Shinji Watanabe et al. “ESPnet: End-to-End Speech Processing Toolkit”. In: *Interspeech 2018*. 2018.
- [27] Yusuke Fujita et al. “End-to-end neural speaker diarization with self-attention”. In: *2019 IEEE Automatic Speech Recognition and Understanding Workshop (ASRU)*. 2019, pp. 296–303.
- [28] Soumi Maiti et al. “EEND-SS: Joint end-to-end neural speaker diarization and speech separation for flexible number of speakers”. In: *2022 IEEE Spoken Language Technology Workshop (SLT)*. 2023, pp. 480–487.
- [29] Vassil Panayotov et al. “Librispeech: an asr corpus based on public domain audio books”. In: *ICASSP 2015*. 2015, pp. 5206–5210.
- [30] Joris Cosentino et al. “Librimix: An open-source dataset for generalizable speech separation”. In: *arXiv preprint arXiv:2005.11262* (2020).
- [31] Pierre Champion, Denis Jouvet, and Anthony Larcher. “Are disentangled representations all you need to build speaker anonymization systems?” In: *Interspeech 2022*. 2022.
- [32] Yossi Adi et al. “To reverse the gradient or not: An empirical comparison of adversarial and multi-task learning in speech recognition”. In: *ICASSP 2019*. 2019, pp. 3742–3746.