

Stochastic SketchRefine: Scaling In-Database Decision-Making under Uncertainty to Millions of Tuples

Riddho R. Haque
University of Massachusetts Amherst
rhaque@cs.umass.edu

Anh L. Mai
NYU Abu Dhabi
anh.mai@nyu.edu

Matteo Brucato
Microsoft Research
mbrucato@microsoft.com

Azza Abouzied
NYU Abu Dhabi
azza@nyu.edu

Peter J. Haas
University of Massachusetts Amherst
phaas@cs.umass.edu

Alexandra Meliou
University of Massachusetts Amherst
ameli@cs.umass.edu

ABSTRACT

Decision making under uncertainty often requires choosing *packages*, or bags of tuples, that collectively optimize expected outcomes while limiting risks. Processing *Stochastic Package Queries* (SPQs) involves solving very large optimization problems on uncertain data. Monte Carlo methods create numerous *scenarios*, or sample realizations of the stochastic attributes of *all* the tuples, and generate packages with optimal objective values across these scenarios. The number of scenarios needed for accurate approximation—and hence the size of the optimization problem when using prior methods—increases with variance in the data, and the search space of the optimization problem increases exponentially with the number of tuples in the relation. Existing solvers take hours to process SPQs on large relations containing stochastic attributes with high variance. Besides enriching the SPaQL language to capture a broader class of risk specifications, we make two fundamental contributions towards scalable SPQ processing. First, to handle high variance, we propose *risk-constraint linearization* (RCL), which converts SPQs into Integer Linear Programs (ILPs) whose size is independent of the number of scenarios used. Solving these ILPs gives us feasible and near-optimal packages. Second, we propose *STOCHASTIC SKETCHREFINE*, a divide and conquer framework that breaks down a large stochastic optimization problem into subproblems involving smaller subsets of tuples. Our experiments show that, together, RCL and *STOCHASTIC SKETCHREFINE* produce high-quality packages in orders of magnitude lower runtime than the state of the art.

1 INTRODUCTION

Many decision-making problems involve risk-constrained optimization over uncertain data [2]. Consider a stock portfolio optimization problem (Figure 1), where stock prices at future dates are uncertain and are simulated as stochastic processes (e.g., Geometric Brownian Motion [33]). We choose which stocks to buy, how many shares of each, and when to sell them, with constraints on budget and risk of loss. Such a problem can be expressed as a package query using SPaQL—Stochastic Package Query Language—allowing for the benefits of in-database decision-making [6]. The example query in Figure 1 requests a portfolio that costs less than \$1000 and for which the probability of losing more than \$10 is at most 5%—the latter constraint is called a *Value-at-Risk* (VaR) constraint. The package result is a bag of tuples, i.e., a portfolio of stocks and a selling schedule, that satisfies the constraints while maximizing the expected gain.

To solve the stochastic optimization problem specified by a SPaQL query, we approximate it by a deterministic problem via

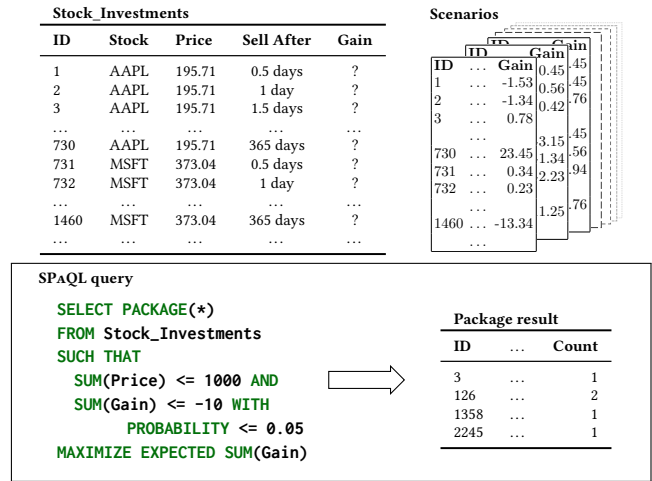


Figure 1: The gain in the *Stock_Investments* table is an uncertain attribute, simulated by stochastic processes. The scenarios represent different simulations (possible worlds). The example SPaQL query contains a value-at-risk (VaR) constraint, specifying that the probability of total loss (negative gain) exceeding \$10 is at most 5%.

a Monte Carlo technique called Sample Average Approximation (SAA) [28]. SAA creates numerous scenarios (“possible worlds”), each comprising a sample realization for every stochastic attribute of every tuple in the relation, e.g., a realized gain for every *Stock-Sell_After* pair as in Figure 1. Such scenarios can be created using the Variable Generation functions of Monte Carlo databases like MCDB [27]. In the SAA approximation, expectations are replaced by averages over scenarios and probabilities are replaced by empirical probabilities. E.g., the SAA approximation to the example query in Figure 1 maximizes the average profit over all the scenarios, with at most 5% of the scenarios having losses over \$10.

Stochastic Package Queries (SPQs) are hard to scale on large datasets. They represent constrained optimization problems that grow along both: (i) *the tuple dimension* and (ii) *the scenario dimension*. More tuples directly correspond to more decision variables in an SPQ, causing the search space of the optimization problem—and correspondingly the solver runtime—to grow exponentially. On the other hand, increasing the number of scenarios is necessary for SAA accuracy, especially when stochastic attributes have high variance. However, this also increases the runtime for creating these scenarios, formulating and solving SAA optimization problems

(whose size grows with the number of scenarios), and assessing the empirical risks of packages over the scenario set. Even worse, having more tuples also necessitates having more scenarios due to the curse of dimensionality—more samples are needed to make the SAA sufficiently accurate in high-dimensional decision spaces [12].

Prior work tackled scaling along either the tuple or the scenario dimension, but not both. SKETCHREFINE [4] scales processing for deterministic package queries (no scenarios involved) on relations with many tuples, by partitioning the relation into groups of similar tuples and constructing representatives of each group offline. During query execution, the *sketch* phase solves the problem over only the representatives; the *refine* phase then iteratively replaces representatives in the sketch package with tuples from their partitions. Each intermediate ILP is small enough to be solvable by off-the-shelf optimizers such as Gurobi or CPLEX.

SUMMARYSEARCH [6] helps scale SPQ processing along the scenario dimension. It exploits the fact that SPQs can be approximated as deterministic integer programs (IPs) using SAA. It creates packages using a set of *optimization scenarios*, and validates their feasibility over a much larger set of *validation scenarios*. The key challenge is that large numbers of optimization scenarios are typically needed to mitigate the optimizer’s curse, which occurs when packages created from the optimization scenarios violate risk constraints among the validation scenarios; however, the size—and hence processing time—of the IP grows with the number of optimization scenarios. To handle this scaling issue, it bundles the optimization scenarios into a small set of conservative *summaries*. Constraints based on these summaries are harder to satisfy than constraints based on a random set of scenarios as in SAA, so packages created from them are more risk-averse and likely to be validation-feasible. By varying the number of summaries, conservativeness can be carefully controlled to ensure near-optimal solutions.

Both approaches have limitations. As discussed, SKETCHREFINE does not work on stochastic data. SUMMARYSEARCH does not scale well with more tuples because the approximating IP has one decision variable per tuple in the relation. Moreover, SUMMARYSEARCH does not work well with high-variance stochastic attributes: As variance increases, more optimization scenarios are needed to accurately reflect the properties of the validation scenarios. With too few optimization scenarios, an intermediate package is likely to be validation-feasible but sub-optimal, so SUMMARYSEARCH will spend a lot of time increasing the number of summaries to relax the problem, only to discover that more scenarios are needed in any case. Because an IP contains an indicator variable for each summary, the resulting large number of indicator variables not only makes each intermediate IP larger, but also makes it both nonconvex and nonlinear, further increasing the solver runtime [9, 24].

Our work both enriches the expressiveness of the SPAQL language and is the first to scale SPQ processing along both the tuple and the scenario dimensions. With respect to expressiveness, we extend SPAQL to allow specification of *Conditional Value-at-Risk* (CVaR) constraints, also called “expected shortfall” constraints [3, 30, 34]. The VaR constraint in our portfolio example is of the form:

`SUM(Gain)<= -10 WITH PROBABILITY <= 0.05`

whereas a CVaR constraint might be of the form:

`EXPECTED SUM(Gain)>= -10 IN LOWER 0.05 TAIL`

Roughly speaking, the former constraint requires that the “bad event” where the loss exceeds \$10 occurs with probability of at most 0.05, whereas the latter requires that, given the occurrence of a high-loss event of the form “loss exceeds \$x” having 0.05 probability, the expected value of the loss does not exceed \$10. (Section 2 gives precise definitions.) Though VaR is a popular risk measure, risk analysts often prefer CVaR over VaR because it is a *coherent* risk measure with nice mathematical properties [34]. E.g., portfolio optimization problems with CVaR constraints promote diversification of stocks, and CVaR can avoid extreme losses more effectively than VaR. For example, for a given portfolio that satisfies the VaR constraint, if the investor loses at least \$10 (which happens with at most 5% probability), they can actually lose much more than \$10 without any way to control the expected loss; a CVaR constraint caps such expected losses when the bad event occurs.

We achieve scaling through two novel mechanisms: *risk-constraint linearization* (RCL) and STOCHASTIC SKETCHREFINE.

RCL handles scenario-scaling issues by approximating VaR and CVaR constraints by *linearized CVaR* (L-CVaR) constraints (Section 2). Crucially, an SPQ with only L-CVaR constraints leads to an SAA approximation whose size is independent of the number of scenarios and which takes the form of an integer linear program (ILP), which can be solved efficiently. Like CVaR, an L-CVaR constraint is parameterized by two values: a tail specifier α and a value V , e.g., $\alpha = 0.05$ and $V = -10$ in the foregoing CVaR example. Our new RCL procedure efficiently finds values of α and V such that the restrictiveness of an L-CVaR constraint closely matches the restrictiveness of the original VaR or CVaR constraint; thus, use of L-CVaR constraints results in approximately the same set of feasible packages—and hence approximately the same objective value—as the original query, while avoiding scenario-scaling issues.

STOCHASTIC SKETCHREFINE handles tuple-scaling issues by using a new data partitioning and evaluation mechanism. It retains the divide-and-conquer structure of SKETCHREFINE—similarly leveraging off-the-shelf solvers and using sets of optimization and validation scenarios—but incorporates non-trivial extensions to overcome challenges raised by stochasticity. STOCHASTIC SKETCHREFINE uses our novel, trivially-parallelizable partitioning method, DISTPARTITION. Unlike existing hierarchical stochastic data clustering approaches [22, 26], DISTPARTITION’s time complexity is sub-quadratic with respect to the number of tuples in the relation. This makes it suitable for partitioning million-tuple relations.

Contributions and outline. RCL and STOCHASTIC SKETCHREFINE synergistically reduce overall latencies, ensuring superior scalability over both tuples and scenarios. STOCHASTIC SKETCHREFINE keeps high-variance tuples in separate partitions due to their dissimilarity with low-variance tuples. While refining partitions with high-variance tuples, use of RCL reins in the SPQ-processing latencies. In more detail, we organize our contributions as follows.

- We extend SPAQL to allow for the expression of CVaR constraints, which allow for better risk control in stochastic optimization problems. We further discuss necessary background and provide an overview of our approach and key insights. [Section 2]
- We detail how RCL converts VaR and CVaR constraints in an SPQ to L-CVaR constraints, while ensuring the resulting packages are feasible and near-optimal. [Section 3]

- We present **STOCHASTIC SKETCHREFINE**, a two-phase divide-and-conquer approach that splits SPQs on large relations into smaller problems that can be solved quickly. Similar to **SKETCHREFINE**, it first solves a *sketch* problem using representatives over data partitions, and then *refines* the initial solution with data from each partition. In contrast with **SKETCHREFINE**, our method employs stochastically-identical *duplicates* of representatives to handle the challenges of stochasticity. [Section 4]
- **STOCHASTIC SKETCHREFINE** relies on appropriately-partitioned data to generate the sketch and refine problems. We propose a novel offline partitioning method for stochastic relations, **DISTPARTITION**, which can partition multi-million tuple stochastic relations in minutes. [Section 5]
- We provide a theoretical analysis that shows that **STOCHASTIC SKETCHREFINE** achieves a $(1-\epsilon)$ optimality guarantee. [Section 6]
- In our experiments, **STOCHASTIC SKETCHREFINE** generates high quality packages in an order of magnitude lower runtime than **SUMMARYSEARCH**. Furthermore, **STOCHASTIC SKETCHREFINE** can execute package queries over millions of tuples within minutes, whereas **SUMMARYSEARCH** fails to produce any package at such scales even after hours of execution. [Section 7]

2 CVAR AND RELATED CONSTRAINTS

In this section, we discuss the extension of SPAQL via the addition of CVAR constraints. We first briefly review the types of constraints previously supported by SPAQL and then describe the syntax and semantics of CVaR and related constraints in detail.

SPAQL constraint modeling. We assume a relation with n tuples. In SPQ evaluation, each tuple t_i is associated with an integer variable x_i that represents the tuple’s multiplicity in the package result. A *feasible package* is an assignment of the variables in $x = (x_1, \dots, x_n)$, that satisfies all query constraints; as in the introductory example, we typically want to find a feasible package that maximizes or minimizes a given linear objective function; see [7, Appendix A] for a complete SPAQL language description. We denote by $t_i.A$ the value of the attribute A in tuple t_i ; if A is stochastic, then $t_i.A$ is a random variable. The SPAQL constraint types are as follows.

- **REPEAT R** : *Repeat constraints* cap the multiplicities of every tuple in the package, i.e., $x_i \leq (1 + R), \forall 1 \leq i \leq n$.
- **COUNT(Package.*) <= S** : *Package-size constraints* bound the total number of tuples in the package, i.e., $\sum_{i=1}^n x_i \leq S$.
- **SUM(A) <= v** : *Deterministic sum constraints* bound the sum of the values of a deterministic attribute A in the package, i.e., $\sum_{i=1}^n t_i.A * x_i \leq v$.
- **EXPECTED SUM(A) <= v** : *Expected sum constraints* bound the expected value of the sum of the values of a stochastic attribute A in the package, i.e., $\mathbb{E}[\sum_{i=1}^n t_i.A * x_i] \leq v$.
- **SUM(A) <= v WITH PROBABILITY <= alpha** : *VaR constraints* bound the probability that the sum of stochastic attribute A is below or above a value, i.e., $\mathbb{P}(\sum_{i=1}^n t_i.A * x_i \leq v) \leq \alpha$.

Value-at-Risk. We first define the notions of quantile and VaR. Consider a stochastic attribute A with cumulative distribution function F_A . For $\alpha \in [0, 1]$, we define the α -*quantile* of A —or, equivalently, of F_A —as

$$q_\alpha(A) = \inf\{y : F_A(y) \geq \alpha\}.$$

We can then define the α -*confidence Value at Risk* of A as

$$\text{VaR}_\alpha(A) = q_\alpha(A),$$

i.e., the VaR is simply a quantile. Thus a VaR constraint as above can be interpreted as a constraint of the form $\text{VaR}_\alpha(\sum_{i=1}^n t_i.A * x_i) \geq V$.

Conditional Value-at-Risk. As discussed in the introduction, CVaR constraints help control extreme risks beyond what VaR constraints can provide. Following [30, 34], we define the *lower-tail α -confidence Conditional Value-at-Risk* of A as

$$\text{CVaR}_\alpha^{\downarrow}(A) = \frac{1}{\alpha} \int_0^\alpha q_u(A) du = \frac{1}{\alpha} \int_0^\alpha \text{VaR}_u(A) du. \quad (1)$$

and the *upper-tail α -confidence Conditional Value-at-Risk* of A as

$$\text{CVaR}_\alpha^{\uparrow}(A) = \frac{1}{1-\alpha} \int_\alpha^1 q_u(A) du = \frac{1}{1-\alpha} \int_\alpha^1 \text{VaR}_u(A) du.$$

From [30, Lemma 2.16], we have that if F_A is continuous, then

$$\text{CVaR}_\alpha^{\downarrow}(A) = \mathbb{E}[A \mid A \leq q_\alpha(A)] \quad (2)$$

and

$$\text{CVaR}_\alpha^{\uparrow}(A) = \mathbb{E}[A \mid A \geq q_\alpha(A)], \quad (3)$$

which motivates our CVaR-constraint syntax. Specifically, for a value such as $\alpha = 0.05$, the following SPAQL CVaR constraints

```
EXPECTED SUM(A) >= V IN LOWER alpha TAIL
EXPECTED SUM(A) <= V IN UPPER alpha TAIL
```

correspond to the constraints $\text{CVaR}_\alpha^{\downarrow}(\sum_{i=1}^n t_i.A * x_i) \geq V$ and $\text{CVaR}_{1-\alpha}^{\uparrow}(\sum_{i=1}^n t_i.A * x_i) \leq V$, respectively. In a portfolio setting, constraints using $\text{CVaR}_\alpha^{\downarrow}(A)$ are useful when A represents a gain as in our portfolio example, and constraints using $\text{CVaR}_{1-\alpha}^{\uparrow}(A)$ are useful when A represents a loss. Since $\text{CVaR}_\alpha^{\downarrow}(A) = \text{CVaR}_{1-\alpha}^{\uparrow}(-A)$, it suffices to focus on one of these variants. Henceforth, we will focus on $\text{CVaR}_\alpha^{\downarrow}$ and simply denote it by CVaR_α ; we will also restrict attention to maximization problems where the use of $\text{CVaR}_\alpha^{\downarrow}$ makes sense. Also, for simplicity, we assume henceforth that all random attributes have continuous distributions so that the representations in (2) and (3) are valid. Then, given a set S of i.i.d. samples from the distribution F_Z of a random variable Z , we can estimate $\text{CVaR}_\alpha(Z)$ simply as the average over the lowest α -fraction of values in S .¹

Scalably solving SPQs with linearized CVaR. In contrast with VaR constraints, CVaR constraints are convex, naturally reducing the complexity of SPQs. However, replacing each VaR constraint with CVaR—so the query contains only CVaR constraints—does not suffice to solve SPQs efficiently: The convex optimization problem resulting from the modified SPQ is not amenable to SAA approximation and is usually very expensive to solve. To scalably solve SPQs, we introduce the notion of *linearized CVaR constraints*. For a package represented by integer variables² $x = (x_1, \dots, x_n)$ —i.e., the multiplicities of tuples in the package—and a stochastic attribute A , define

$$\text{L-CVaR}_\alpha(x, A) = \sum_{i=1}^n \text{CVaR}_\alpha(t_i.A) * x_i.$$

¹In general, $\text{CVaR}_\alpha^{\downarrow}(Z) = \mathbb{E}[Z \mid Z \leq q_\alpha(Z)] + q_\alpha(Z) [\alpha - \mathbb{P}(Z \leq q_\alpha(Z))]$, so the only modification to the methods in this paper is that estimation of CVaR from optimization scenarios becomes slightly more complex.

²In a slight abuse of terminology, we use the term “package” to refer interchangeably to either the integer vector x or the bag of tuples specified by x .

An L-CVaR constraint has the form $L\text{-CVaR}_\alpha(x, A) \geq V$ (in the lower α -tail). When identically parameterized, an L-CVaR constraint is more restrictive than a CVaR constraint, which in turn is more restrictive than a VaR constraint. Formally, letting $x \cdot A$ denote $\sum_{i=1}^n t_i \cdot A * x_i$ and \mathbb{Z}_0 denote the set of nonnegative integers, we have the following result, which holds even if F_A is not continuous. See Appendix A for all proofs.

THEOREM 2.1. *For any $x \in \mathbb{Z}_0^n$, $\alpha \in [0, 1]$, $V \in \mathbb{R}$, and stochastic attribute A :*

$$\begin{aligned} L\text{-CVaR}_\alpha(x, A) \geq V &\implies \text{CVaR}_\alpha(x \cdot A) \geq V \\ &\implies \text{VaR}_\alpha(x \cdot A) \geq V \end{aligned}$$

Our novel RCL-SOLVE algorithm (Section 3) solves a given SPQ by replacing each VaR or CVaR constraint in the SPQ by an L-CVaR constraint and then choosing values of α and V for each L-CVaR constraint to make it roughly as restrictive as its corresponding original constraint. The resulting SPQ having only L-CVaR risk constraints can be solved with an SAA approach. Indeed, for each attribute A and package x , the L-CVaR constraint $\sum_{i=1}^n \text{CVaR}_\alpha(t_i \cdot A) * x_i \geq V$ can be approximated by the linear constraint $\sum_{i=1}^n \widehat{\text{CVaR}}_\alpha(t_i \cdot A, \mathcal{O}) * x_i \geq V$, where, for each tuple t_i , the coefficient $\widehat{\text{CVaR}}_\alpha(t_i \cdot A, \mathcal{O})$ is an estimate of $\text{CVaR}_\alpha(t_i \cdot A)$ based on a set \mathcal{O} of sample scenarios as described previously. The overall SAA approximation is then an ILP, which can be solved efficiently. The use of approximated L-CVaR constraints does not introduce any new integer variables into the ILP—this is the key to scalability in the scenario dimension.

3 RCL-SOLVE: SOLVING SMALL SPQS

In this section, we describe RCL-SOLVE (Algorithm 1), a standalone scenario-scalable algorithm for solving SPQs over a relatively small set of tuples. By completely eliminating the need for scenario summaries, RCL-SOLVE outperforms SUMMARYSEARCH. Moreover, our new STOCHASTIC SKETCHREFINE algorithm (Section 4) solves a large-scale SPQ with many tuples by solving a sequence $Q(S_0), Q(S_1), \dots$ of relatively small-scale SPQs, and slight variants of Algorithm 1 (discussed in Section 4) can be used to solve each SPQ encountered during the sketch-and-refine process.

Overview. The basic idea is to replace each *risk constraint* (VaR or CVaR constraint) in an SPQ with an approximating L-CVaR constraint such that the resulting problem size is independent of the number of scenarios and can be solved using an ILP solver. We leverage Theorem 2.1, which implies that, for a given stochastic attribute A , an L-CVaR constraint with parameters α and V is more restrictive than a risk constraint with the same parameters. Note that an L-CVaR constraint of the form $L\text{-CVaR}_\alpha(x, A) \geq V$ becomes less restrictive as either V decreases or α increases. It is therefore possible, by judicious choice of V and α , to replace each risk constraint by an L-CVaR constraint that is approximately just as restrictive. The SAA approximation to the SPQ then becomes an ILP, and we can apply an ILP solver to compute the desired package.

Risk-constraint linearization (RCL), i.e., replacing all risk constraints in a query $Q(S)$ by L-CVaR constraints of similar restrictiveness, is accomplished via a search over potential (α, V) values for every L-CVaR constraint. For each choice of values, we solve the resulting SPQ via SAA approximation using the optimization scenarios and then check whether the returned package satisfies the

Algorithm 1 RCL-SOLVE

Input: $Q := A$ Stochastic Package Query

$S :=$ Set of stochastic tuples in the SPQ

$m :=$ Initial number of optimization scenarios

$\mathcal{V} :=$ Set of validation scenarios

$\delta :=$ Bisection termination distance

$\epsilon :=$ Error bound

Output: $x := A$ validation-feasible and ϵ -optimal package for $Q(S)$
(or NULL if unsolvable)

```

1:  $\mathcal{O} \leftarrow \text{GENERATESCENARIOS}(m)$  ▷ Initial optimization scenarios
2:  $\text{qsSuccess}, x^D \leftarrow \text{QuickSolve}(Q, S)$  ▷ Check if solution is "easy"
3: if  $\text{qsSuccess} = \text{True}$  then
4:   return  $x^D$  ▷ Either solution to  $Q(S)$  or NULL
5:  $\alpha, V \leftarrow \text{GETPARAMS}(Q)$  ▷ Extract  $(\alpha_r, V_r)$  for each  $r \in Q$ 
6:  $\omega_0 \leftarrow \text{OMEGAUpperBOUND}(Q, S, x^D, \mathcal{V})$ 
7: while True do
8:    $V' \leftarrow V, \alpha' \leftarrow 1$  ▷ Initial L-CVaR parameter values
9:   Compute  $\hat{V}_0$  as in (4) and set  $V_L \leftarrow \hat{V}_0, V_U \leftarrow V, \alpha_L \leftarrow \alpha, \alpha_U \leftarrow 1$ 
10:  while True do
11:    ▷ Search for  $\alpha$ 
12:     $\alpha'_{\text{old}} \leftarrow \alpha'$ 
13:     $\text{status}, \alpha', x \leftarrow \alpha\text{-SEARCH}(V', \alpha_L, \alpha_U, Q, S, \epsilon, \delta, \mathcal{O}, \mathcal{V}, \omega_0)$ 
14:    if  $\text{status.NeedScenarios} = \text{True}$  then break
15:    if  $\text{status.Done} = \text{True}$  then return  $x$ 
16:    ▷ Search for  $V$ 
17:     $V'_{\text{old}} \leftarrow V'$ 
18:     $\text{status}, V', x \leftarrow V\text{-SEARCH}(\alpha', V_L, V_U, Q, S, \epsilon, \delta, \mathcal{O}, \mathcal{V}, \omega_0)$ 
19:    if  $\text{status.NeedScenarios} = \text{True}$  then break
20:    if  $\text{status.Done} = \text{True}$  then return  $x$ 
21:     $V_U \leftarrow \max(V' - \delta, V_L)$ 
22:    if  $\max(V'_{\text{old}} - V', \alpha'_{\text{old}} - \alpha') < \delta$  then break
23:  if  $2m > |\mathcal{V}|$  then return  $x$  ▷ Best solution found so far
24:   $\mathcal{O} \leftarrow \mathcal{O} \cup \text{GENERATESCENARIOS}(m)$  ▷ Double # of scenarios
25:   $m \leftarrow 2m$ 

```

original risk constraints in the query with respect to the validation scenarios. Packages that satisfy the risk constraints are deemed “validation-feasible”. RCL-SOLVE aims to compute a package that is both (i) validation-feasible, and (ii) ϵ -optimal, i.e., whose objective values are $\geq (1 - \epsilon)\omega$, with ω being the optimal package’s objective value and ϵ being an application-specific error tolerance. Since the value of ω is unknown, we use an upper bound $\bar{\omega} \geq \omega$, so that any package with objective value above $(1 - \epsilon)\bar{\omega}$ will have an objective value above $(1 - \epsilon)\omega$. One simple choice for $\bar{\omega}$ that works well in practice is ω_0 —the objective value of the package solution x^D to query $Q^D(S)$, where $Q^D(S)$ is the deterministic package query obtained by removing all probabilistic constraints from $Q(S)$, i.e., removing all VaR, CVaR and expected sum constraints (line 6).

Quick solution in special cases. Sometimes a query $Q(S)$ can be solved quickly, without going through the entire RCL process. If the ILP solver can find a package solution x^D to query $Q^D(S)$ as above, and if this solution is validation-feasible for $Q(S)$, then x^D is the solution to $Q(S)$, since it satisfies all constraints, including the probabilistic ones, and the objective value is as high as possible since the probabilistic constraints have been completely relaxed, thereby maximizing the feasible region. On the other hand, if no feasible solution can be found for $Q^D(S)$, then $Q(S)$ is also unsolvable, since Q has all the constraints that Q^D has, and more. We denote by $\text{QuickSolve}(Q, S)$ the subroutine that detects these two possible

outcomes (line 2). `QUICKSOLVE(Q, S)` returns a pair $(\text{qsSuccess}, x^D)$. If $\text{qsSuccess} = \text{True}$, then x^D either is the package solution to $Q(S)$ or $x^D = \text{NULL}$, which indicates that $Q(S)$ is unsolvable, and `RCL-SOLVE` terminates and returns one of these values (lines 3–4). If $\text{qsSuccess} = \text{False}$ then x^D solves $Q^D(S)$ but is validation-infeasible for $Q(S)$ and the full RCL process is needed.

The case of a single risk constraint. To understand how RCL works in the case that $\text{qsSuccess} = \text{False}$, first consider an SPQ $Q(S)$ having a single risk constraint—on a random attribute A with parameters (α, V) —that will be replaced by an L-CVaR constraint. If the L-CVaR constraint is too stringent, the package solution will be validation-feasible, but sub-optimal, whereas if the constraint is too relaxed, the package solution will be validation-infeasible. A package solution may also be validation-infeasible or sub-optimal if the number of optimization scenarios is too small so that the SAA approximation is not accurate. We will discuss how RCL deals with this latter issue shortly, but suppose for now that the initial number m of optimization scenarios is adequate.

Let α' and V' denote the adjusted parameters of the L-CVaR constraint. Recall that, for any risk constraint with parameters α and V , setting $\alpha' = \alpha$ and $V' = V$ will cause the corresponding L-CVaR constraint to be overly restrictive. The parameter α' can be set as high as 1, in which case each coefficient $\hat{C}_i = \text{L-CVaR}_{\alpha'}(t_i.A)$ will be the average of the $t_i.A$ values across *all* the optimization scenarios. On the other hand, for a given value of α , the parameter V' can be set as low as V_0 , where $V_0 = \sum_{i=1}^n \text{CVaR}_{\alpha}(t_i.A) * x_i^D$ and $x^D = (x_1^D, \dots, x_n^D)$ is the package solution to the probabilistically unconstrained problem $Q^D(S)$. We thus need to search for the ideal values of α' and V' between the limits $[\alpha, 1]$ and $[V_0, V]$ respectively. Note that, given a set \mathcal{O} of optimization scenarios, we can approximate V_0 as previously discussed:

$$\hat{V}_0 = \sum_{i=1}^n \widehat{\text{CVaR}}_{\alpha}(t_i.A, \mathcal{O}) * x_i^D. \quad (4)$$

Alternating parameter search (APS). The RCL process starts by setting the L-CVaR constraint values to $V' = V$ and $\alpha' = 1$. Using the maximal value of α' will most likely make the package solution validation-infeasible. To attain feasibility, we make the L-CVaR constraint more restrictive via an α -search, that is, by decreasing α' , using bisection, down to the maximum value for which the resulting package is validation-feasible, while keeping V' unchanged (line 13)—decreasing α' further would lower the objective value. After the above α -search terminates with a validation-feasible package, we improve the objective value (while maintaining feasibility) by making the L-CVaR constraint less restrictive via a V -search, that is, by decreasing V' , via bisection, down to the maximum value for which the corresponding package remains validation-feasible, while keeping α' unchanged (line 18). Each bisection search for α' or V' terminates when the length of the search interval falls below a specified small constant δ ; in our experiments we found that $\delta = 10^{-3}$ was an effective and robust choice.

We then pivot back to adjusting α' . Specifically, we decrease the new value of V' by δ , so that the corresponding package based on $(V' - \delta, \alpha')$ is now validation-infeasible. We then decrease α' using an α -search to regain feasibility, then decrease V' via a V -search to improve the objective, and so on. If any intermediate

package is validation-feasible for the original SPQ $Q(S)$ and is near-optimal, i.e., the objective value equals or exceeds $(1 - \epsilon)\omega_0$, then we immediately terminate the RCL search and return this package as our solution, setting the variable `Done` to `True` (lines 15 and 20). The foregoing procedure works even if the initial $(V, 1)$ L-CVaR constraint yields a validation-feasible package; in this case the first α -search will trivially result in $\alpha' = 1$ and $V' = V$, and the subsequent V -search will try to improve the objective value.

Our motivation for using APS is that it provably finds the optimal L-CVaR parameterization in the idealized setting where we can solve any SPQ exactly, determine the feasibility and objective value for any package exactly, and compute any VaR or CVaR exactly, without the need for SAA. Specifically, for an SPQ $Q(S)$ with one risk constraint parameterized by (α, V) , denote by $\mathcal{F}_{Q(S)}$ the set of all L-CVaR parameterizations $(\alpha', V') \in [\alpha, 1] \times [V_0, V]$ for which the transformed SPQ $Q'(S; \alpha', V')$ with linearized risk constraint admits a feasible package solution. For any $(\alpha', V') \in \mathcal{F}_{Q(S)}$, denote by $\text{Obj}(\alpha', V')$ the objective value of its corresponding package solution. We then have the following result.

THEOREM 3.1. *Let $Q(S)$ be a solvable SPQ with one risk constraint and suppose that $\mathcal{F}_{Q(S)}$ is nonempty. Then APS, under the idealized-setting assumption, will find a parameterization $(\alpha^*, V^*) \in \mathcal{F}_{Q(S)}$ such that $\text{Obj}(\alpha^*, V^*) \geq \text{Obj}(\alpha', V')$ for all $(\alpha', V') \in \mathcal{F}_{Q(S)}$.*

In practice, we run APS using a set \mathcal{O} of optimization scenarios to compute packages and a set \mathcal{V} of validation scenarios assess feasibility and objective values. The ideal setting essentially corresponds the case $|\mathcal{O}| = |\mathcal{V}| = \infty$, so that in practice we expect APS to work increasingly well as $|\mathcal{O}|$ and $|\mathcal{V}|$ increase. Our experiments in Section 7 indicate good practical performance for the ranges of $|\mathcal{O}|$ and $|\mathcal{V}|$ that we consider.

Multiple risk constraints. In general the set R of risk constraints appearing in Q satisfies $|R| > 1$, so that quantities such as V and α are vectors; the function `GETPARAMS` parses the query Q , extracts the values V_r and α_r for each constraint $r \in R$, and organizes the values into the vectors V and α (line 5). The `QUICKSOLVE(Q, S)` function works basically as described above. Assuming that $\text{qsSuccess} = \text{False}$, so that the full RCL procedure is needed, the linearization process starts by setting $\alpha'_r = 1$ and $V' = V_r$ for each $r \in R$, so that one or more of the risk constraints $r \in Q$ are validation-violated; denote by $R^* \subseteq R$ the set of problematic risk constraints. The search then decreases the problematic α'_r values via individual α -searches until all the SPQ constraints are validation-satisfied. These α -searches are synchronized in that, at each search step, a bisection operation is executed for each α'_r value with $r \in R^*$ and then the resulting overall set of risk constraints is checked for validation-satisfaction. The α -search terminates when bisection has terminated for all of the problematic constraints due to convergence.³ When the α -search terminates, the RCL procedure next decreases each V'_r value by δ and commences a set of synchronized V -searches, and the two types of search alternate as before until a solution is produced.

Increasing the number of optimization scenarios. We have been assuming that the initial number m of scenarios is sufficiently

³In theory, an initially non-problematic constraint might become problematic during the V -search, but we did not observe this behavior in any of our experiments. In any case, one can modify the algorithm slightly to deal with this rare situation.

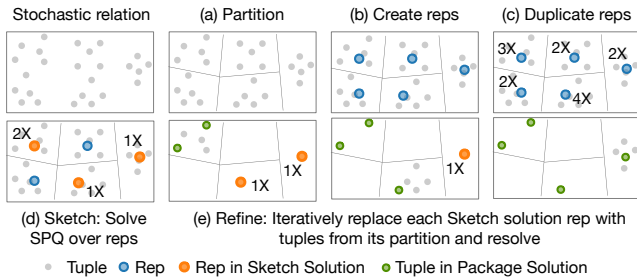


Figure 2: Solving a stochastic package query (SPQ) with STOCHASTIC SKETCHREFINE.

large so that the SAA ILP well approximates the true SPQ, but this may not be the case in general. Therefore, right after each (synchronized) bisection step during an α -search or V -search, the RCL process examines the intermediate package corresponding to the new set of constraints just produced. If there is a significant relative difference between any VaR, CVaR, or expected value when computed over the optimization scenarios and when computed over the validation scenarios, then it follows that SAA approximation is poor. If any relative difference is larger than ϵ , then the α -search or V -search terminates immediately and sets `NeedScenarios` to `True` (lines 14 and 19). We then increase the number of scenarios (line 23) and restart the RCL process. We also increase the number of scenarios if the values of both α' and V' stop changing and a solution package has not yet been found (line 22). If the number of optimization scenarios starts to exceed the number of validation scenarios, we terminate the algorithm and return the best solution so far (line 23).

Termination and guarantees. Assuming that the set \mathcal{V} of validation scenarios is sufficiently large and that the upper bound ω_0 is sufficiently tight, RCL-SOLVE will terminate at line 4, 15, or 20 with a near-optimal solution to $Q(S)$ or will terminate at line 4 with a NULL solution indicating that the problem is unsolvable. This is the behavior we observed in all of our experiments. Otherwise, RCL-SOLVE will terminate at line 24 and return the best package found so far, but with no guarantees on optimality. In this case, the user can increase the number of validation scenarios and try again.

4 STOCHASTIC SKETCHREFINE

RCL-SOLVE alone cannot handle SPQs with very large numbers of tuples. To achieve scalability across the tuple dimension, we propose a new evaluation mechanism, STOCHASTIC SKETCHREFINE. This algorithm follows the divide-and-conquer approach of SKETCHREFINE [4] but makes the necessary (and nontrivial) modifications needed to handle uncertain data.

Figure 2 gives a high-level illustration of the processing steps. The algorithm first partitions the data offline into groups of similar tuples (Figure 2a) using `DISTPARTITION`, a novel trivially-parallelizable stochastic partitioning scheme (Section 5) which ensures that (1) tuples in the same partition are similar, and (2) the maximum number τ of tuples allowed in each partition is small enough so that an ILP based on these tuples can be solved quickly.

STOCHASTIC SKETCHREFINE then creates a *representative* for each partition (Figure 2b). A representative of a partition is an artificial tuple in which the value of each deterministic attribute is the average value over the tuples in the partition, and the stochastic-attribute

distributions equal those of a selected tuple from the partition; Section 4.1 below details the selection process.

The next step is to create a *sketch* S_0 using the representatives. In the deterministic setting, it suffices to simply define the sketch as the union of the representatives; the corresponding package solution specifies a multiplicity $x(t) \in [0, 1, 2, \dots]$ for each representative t . In the stochastic setting, however, this can lead to infeasible or sub-optimal packages due to inflation of risk—see Section 4.1 below—so instead of relying solely on multiplicities, we augment the sketch S_0 with distinct but stochastically identical *duplicates* of each representative (Figure 2c). To account for statistical correlation between the tuples within a partition, the duplicates must also be mutually correlated—a Gaussian copula method called NORTA is used to generate correlated duplicates [18].

STOCHASTIC SKETCHREFINE then solves $Q(S_0)$ using a slight variant of RCL-SOLVE, called RCL-SOLVE-S, thereby assigning a multiplicity to each duplicate (Figure 2d) and creating a package solution. This package solution is then *refined* into a new set of tuples S_1 by selecting a (subset of) partitions containing at least one tuple appearing in the package solution and replacing the duplicates in these partitions by the original tuples in them (Figure 2e); because the size of each partition is bounded, the resulting query $Q(S_1)$ can be solved quickly using a slight variant of RCL-SOLVE called RCL-SOLVE-R. This refinement process continues until the final package solution is obtained. The following sections describe the components of STOCHASTIC SKETCHREFINE in detail.

4.1 The Sketch Phase

SOLVE SKETCH (Algorithm 2) creates a sketch S_0 using the set T^R of representatives produced by `DISTPARTITION` and then solves the resulting query $Q(S_0)$ to create an initial sketch solution package x_0 . As with RCL-SOLVE, the `QUICKSOLVE` function tries to solve the deterministic package query $Q^D(T^R)$ obtained by removing all risk constraints from Q . If a solution x^D exists that is validation-feasible with respect to Q , it is returned as the sketch solution x_0 ; if a solution to $Q^D(T^R)$ does not exist, then `SOLVE SKETCH` declares the sketch problem unsolvable and returns NULL (lines 1–3).

If `qsSuccess = FALSE`, then the full query Q must be solved. The key difference from the deterministic setting is the need to create duplicates of each representative in T^R to form the initial sketch S_0 . The key issues are (i) determining the number of duplicates to create for each representative, (ii) determining the appropriate correlation between a set of duplicates, and (iii) generating scenarios from correlated duplicates. We first motivate the use of duplicates and then discuss how issues (i) and (ii) are addressed; see Appendix B for details on how the NORTA procedure is used to generate scenarios from correlated duplicates.

The need for duplicates. Consider a sketch partition containing a unique representative tuple t along with a risk constraint r involving a stochastic attribute A . If, as in the deterministic case, the solver assigns a multiplicity $x(t) > 1$ to t , the variance of the random variable $x(t) * t.A$ will be amplified by the factor $x(t)^2$, which can increase the probability that r will be violated. This might force the solver to explore alternative options, leading to no package being found or perhaps tuples being selected from sub-optimal partitions, leading to a sub-optimal package solution. Use

Algorithm 2 SOLVESKETCH

Input: Q := A Stochastic Package Query
 T^R := A set of representative tuples
 τ := Maximum number of tuples in a partition
 $\Delta\Gamma$:= Change in relative risk tolerance
 m := Initial number of optimization scenarios
 \mathcal{V} := Set of validation scenarios
 P_{\max} := Max. number of distinct tuples in a package
 ϵ := Error approximation bound
 δ := Bisection termination distance

Output: x := A validation-feasible + ϵ -optimal package for $Q(S_0)$

```

1: qsSuccess,  $x^D \leftarrow \text{QuickSolve}(Q, T^R)$  ▷ Is the solution "easy"?
2: if qsSuccess = True then
3:   return  $x^D$  ▷ Either sketch solution or NULL
4:  $\Gamma \leftarrow \text{INITIALRISKTOLERANCE}(\tau)$ 
5: while  $m \leq |\mathcal{V}|$  do
6:    $S_0 \leftarrow \emptyset$ 
7:   for  $t \in T^R$  do
8:      $d \leftarrow \text{NUMBEROFDUPLICATES}(t, Q, \Gamma, m, P_{\max})$ 
9:      $H_t \leftarrow \text{PARTITION}(t)$  ▷ Set of tuples represented by  $t$ 
10:     $\bar{\rho} \leftarrow \text{MEDIANCORRELATION}(t, H_t)$ 
11:     $S_0 \leftarrow S_0 \cup \text{GENDUPLICATES}(t, d, \bar{\rho})$ 
12:     $x_0, \text{NEEDSCENARIOS} \leftarrow \text{RCL-SOLVE-S}(Q, S_0, m, \mathcal{V}, \delta, \epsilon)$ 
13:    if NEEDSCENARIOS = True then
14:       $m \leftarrow \min(2m, |\mathcal{V}|)$ 
15:    else
16:      if  $x_0 \neq \text{NULL}$  then return  $x_0$ 
17:      else
18:        if  $\Gamma > 0.0$  then
19:           $\Gamma \leftarrow \max(\Gamma - \Delta\Gamma, 0.0)$ 
20:        else
21:           $m \leftarrow \min(2m, |\mathcal{V}|)$ 
22: return NULL ▷ means the problem is unsolvable

```

of duplicates helps avoid this risk inflation and gives the solver more flexibility in search for a solution. For example, if $t.A$ has a $N(0, 1)$ distribution (normal with mean 0 and variance 1) and the constraint is `sum(A) <= -7.0 with probability <= 0.02`, then assigning t a multiplicity of $x(t) = 2$ would mean that $2 * t.A$ has an $N(0, 4)$ distribution, so that $\mathbb{P}(2 * t.A \leq -7.0) \approx 0.04$, and the constraint is violated. On the other hand, if $t^{(1)}$ and $t^{(2)}$ are independent duplicates of t , then $t^{(1)}.A + t^{(2)}.A$ has an $N(0, 2)$ distribution, so that $\mathbb{P}(t^{(1)}.A + t^{(2)}.A \leq -7.0) \approx 0.0002$, and the solver would have the option of using multiple copies of either of these two duplicates in the package solution for the sketch.

Choosing the number of duplicates. We assume that we have an upper bound P_{\max} on the number of distinct tuples in a package. This can often be derived from query constraints such as `COUNT(*) ≤ Pmax`, or `SUM(A) ≤ V`, or on domain knowledge. In an extreme case, all of the P_{\max} tuples in the optimal package might belong to the same partition; if each representative has P_{\max} duplicates and if the optimal tuples are close to the representative, the sketch will yield a validation-feasible package. However, since each duplicate induces a corresponding decision variable, solver runtimes can be expensive.

We therefore aim to use $d_t < P_{\max}$ duplicates for each representative t . Doing so incurs some risk: if the optimal package contains P_{\max} tuples and all of these tuples come from t 's partition, then the average multiplicity of each duplicate in the sketch solution is

P_{\max}/d_t . As we have seen, assigning a multiplicity ≥ 2 to any duplicate results in an increased probability of each risk constraint $r \in R$ being violated. Specifically, for a given constraint r that imposes a lower bound on a risk metric (VaR or CVaR), the risk value of the package based on d_t duplicates in the sketch will be lower than that of the package formed using P_{\max} duplicates and hence more likely to violate the lower bound. We measure the relative increase in risk with respect to r due to using d_t duplicates instead of P_{\max} duplicates by $\gamma(r, d_t) = (\text{Risk}_r(S_{\max}) - \text{Risk}_r(S_{d_t})) / |\text{Risk}_r(S_{\max})|$, where S_{\max} and S_{d_t} are sketches consisting of P_{\max} and d_t duplicates of t , and Risk_r is the VaR or CVaR function that appears in constraint r . Note that $\gamma(r, d)$ increases with decreasing d . We determine the number of duplicates $d_t(r)$ as the smallest d such that $\gamma(r, d) \leq \Gamma$, where Γ is a specified *risk tolerance ratio*. We then set $d_t = \min(\max_{r \in R} d_t(r), |P_t|)$, where $|P_t|$ is the number of tuples in the t 's partition. The function `NUMBEROFDUPLICATES` in line 8 performs these calculations.

Note that, as Γ decreases, the number of required duplicates d increases. Using bisection, we initially choose $\Gamma \in [0, 1]$ such that $\sum_{t \in T^R} d_t \leq \max(\tau, |T^R|)$, where T^R is the set of representatives and τ is an upper bound on the total number of duplicates (line 4). The bound τ is set such that in-memory ILP solvers like Gurobi can solve problems with τ tuples within an acceptable amount of time. The number of tolerable decision variables can vary due to underlying hardware attributes of the system, differences in the solver software, runtime versus quality requirements, and so on.

Choosing the correlation between duplicates. We have defined duplicates to be distinct but stochastically identical, by which we mean that for a set $t^{(1)}, \dots, t^{(d)}$ of duplicates and each stochastic attribute A , the marginal distributions of $t^{(1)}.A, \dots, t^{(d)}.A$ are the same. To motivate the notion of duplicates we gave a small example using two statistically independent duplicates having a common $N(0, 1)$ marginal distribution. In general, however, assuming mutual independence among duplicates ignores correlations between the actual tuples within a partition, which can cause problems in the refine phase. E.g., if all tuples in the partition are highly correlated, then sums of the form $\sum_i t_i.A * x_i$ are subject to more severe fluctuations than sums involving independent $t_i.A$'s, and the risk of violating VaR or CVaR constraints is higher. Thus, a sketch package with independent duplicates for a given partition may underestimate the risks of including actual tuples from that partition, and no feasible solution may be found during refine, when the solver tries to replace independent duplicates with positively-correlated tuples. Duplicates of each representative should therefore roughly mirror the correlation between tuples in the partition.

We use the median $\bar{\rho}$ of the pairwise Pearson correlation coefficients between the representative and all other tuples in its partition as the correlation coefficient between each pair of duplicates (line 10). Using the median ensures that the number of tuples having a higher correlation with the representative relative to the duplicates equals the number of tuples having a lower correlation with the representative. Thus, if one of the duplicates is replaced by a tuple having a higher correlation coefficient than the median, thereby increasing risks compared to the sketch package, the solver will have the chance to balance it out by taking another similarly optimal tuple that has a lower correlation coefficient. (We actually

take the maximum of $\bar{\rho}$ and 0 so that the correlation matrix for the duplicates is positive semi-definite. Our clustering method—see Section 5—ensures that that the median value is virtually always nonnegative so that no correction is needed.)

Computing the sketch package. As discussed, SOLVESKETCH initially sets γ in line 4 so as to ensure at most τ duplicates overall. In lines 7–11 the initial set of duplicates are created to form an initial version of the sketch S_0 . Then a slight variant of RCL-SOLVE is used to try and solve $Q(S_0)$ (line 12). This variant, RCL-SOLVE-S, is almost identical to RCL-SOLVE, except that the process of increasing the number of scenarios is now controlled by the calling function SOLVESKETCH. Specifically, if `NeedScenarios = True` as in lines 14 or 19 of RCL-SOLVE, then a `NeedScenarios` indicator variable is set to `True` and returned to SOLVESKETCH. Moreover, lines 23–25 in RCL-SOLVE are replaced by a simple “`return NULL`” statement. Thus if the need for more scenarios is detected during an α -search or V -search within RCL-SOLVE-S, this information is immediately sent to SOLVESKETCH, which then increases the number of scenarios (lines 13 and 14). If RCL-SOLVE-S returns `NULL`, i.e., if the number of optimization scenarios appears adequate but an ϵ -optimal and validation-feasible solution cannot be found while attempting to solve the sketch problem, then Γ is decreased (line 19) and the resulting, larger sketch is tried. If $\Gamma = 0$ so that a decrease is impossible, we double the number of optimization scenarios (line 21) and try again, keeping $\Gamma = 0$ since we know that we will need a lot of duplicates. Note that we try decreasing Γ —thereby adding duplicates—before we increase the number of scenarios because generating more optimization scenarios can incur significant computational costs, and is hence deferred as long as possible.

4.2 The Refine Phase

The refinement process is very similar to that of the deterministic SKETCHREFINE algorithm, so we give a brief overview and refer to reader to [4] for further details. The process iteratively replaces each synthetic representative selected in the sketch package with actual tuples from its own partition. First, using the ‘Best Fit Decreasing’ algorithm for bin-packing [16], the REFINE algorithm bins the partitions with tuples in the sketch package into a near-minimum number of ‘partition groups’ such that total number of tuples in each partition group is at most τ . Then, in each step, it replaces all the selected duplicates from one of the partition groups, while preserving both the selected duplicates from the as yet unrefined partitions and the tuples selected during previous refinements.

Number of optimization scenarios. REFINE uses as many optimization scenarios as were used to derive the sketch package. The intuition is that if m optimization scenarios were enough to create a satisfactory package from the representative duplicates, they should suffice for doing the same from the actual tuples, since each tuple should be similar to their representatives.

Refinement order. Starting from a sketch package with tuples in k distinct partitions that are binned into b groups, there are $b!$ possible orders in which the partitions can be refined. Using an ‘incorrect’ order can lead to an infeasible intermediate ILP, or one whose package solution is far less optimal than the sketch package. REFINE attempts to select a correct order using a “greedy backtracking” technique as in [4]. The idea is to start with a randomly selected

permutation of partition groups, i.e., refinement order. If an intermediate refinement fails to find a valid package whose objective value is within $(1 \pm \epsilon)$ -optimality of the objective value of the sketch package, we “undo” the previous refinement and greedily attempt to refine the failing partition group in its place. We keep undoing the previous refinements until the partition group can be successfully refined. If the group cannot be refined even when it is moved back to the first position in the refinement order, then the stochastic behaviour of the tuples within the partition group is not adequately captured by the behavior of the duplicates for the partition. This can happen if the correlations among the duplicates are too small (Section 4.1), so we increase the common correlation coefficient for each of those partitions from $\bar{\rho}$ to $\bar{\rho} + \Delta_\rho$ (we take $\Delta_\rho = 0.1$). This discourages the sketch solver from taking more tuples from these partition groups. Afterwards, we re-execute the sketch query, and refine the newly obtained sketch package. Greedy backtracking continues to explore different orders in which the groups may be refined until an acceptable final package is found.

Refinement operation. At each refinement step, REFINE selects for refinement an unrefined partition group with at least one duplicate appearing in the sketch package. The refinement operation involves solving an ILP corresponding to $Q(S_c \cup S_p \cup S_u)$, where Q is the SPQ of interest, S_c comprises all of the actual tuples for the partition group currently being refined, S_p comprises package tuples remaining from previously-refined groups, and S_u comprises the duplicates from all as yet unrefined groups. The constraints of the ILP include all constraints in Q (including the linearized risk constraints), as well as additional constraints ensuring that the multiplicities of the tuples in S_p and S_u remain unchanged. Thus the only change to the package is to replace the duplicates for the current group with zero or more actual tuples from its partitions. We use the variant RCL-SOLVE-R to formulate and solve the ILP. The only differences between RCL-SOLVE and RCL-SOLVE-R are that (i) in line 6 the upper-bound constant ω_0 is instead chosen as the objective value $\bar{\omega}$ corresponding to the package solution of the sketch problem $Q(S_0)$ produced by SOLVESKETCH, (ii) in line 23, `NULL` is returned rather than the best feasible solution so far and (iii) the number of optimization scenarios is not increased. Thus a non-`NULL` package returned by RCL-SOLVE-R will be validation-feasible with an objective value ω that satisfies $\omega \geq (1 - \epsilon)\bar{\omega}$.

5 STOCHASTIC PARTITIONING

STOCHASTIC SKETCHREFINE needs tuples in a relation to be partitioned into sufficiently small groups of similar tuples prior to query execution. Specifically, each refine ILP has at least as many decision variables as tuples in the partition being refined. We therefore constrain the number of tuples in every partition to a given size threshold τ . The parameter τ is as in Algorithm 2 and is chosen to ensure reasonable ILP-solver solution times. Also, STOCHASTIC SKETCHREFINE requires high inter-tuple similarity within partitions. During sketch, every tuple in a partition is represented by a single representative, and a representative that is not sufficiently similar to all the tuples in its partition may result in sketch packages that cannot be refined to feasible and near-optimal packages. Finding a suitable representative can be hard if tuples within a partition are too dissimilar with respect to their attributes.

Prior Clustering Methods. Existing uncertain data clustering algorithms that cluster similar stochastic tuples together do not ensure the resulting clusters will satisfy size thresholds [14, 19, 20, 23]. Although some hierarchical partitioning approaches [21, 38] can be modified to repeatedly repartition the clusters until no cluster has more than τ tuples, their runtime complexities are super-quadratic with respect to the number of tuples in the relation, making them unsuitable for fast partitioning of large relations. We therefore introduce `DISTPARTITION`, a partitioning algorithm having sub-quadratic time complexity and ensuring that no partition in a stochastic relation has more than τ tuples. We provide a high-level overview of the working principles of `DISTPARTITION` here, and refer interested readers to Appendix C.3 for more details.

Diameter Thresholds. To ensure that tuples within a partition are sufficiently similar, `DISTPARTITION` ensures that the “distance” (as defined below) between any pair of tuples in a partition with respect to each attribute A is upper-bounded by a *diameter threshold* d_A . Values of d_A for every attribute A can be chosen by the user based on runtime requirements. Smaller values of d_A produce tighter partitions whose representatives better reflect the stochastic properties and deterministic values of other tuples in their partitions, leading to better quality solutions, but also increase the number of partitions, thereby increasing the number of decision variables in the sketch ILP and consequently increasing runtime. In our experiments, we chose values of d_A that keep the total number of partitions to approximately within $[\frac{\tau}{10}, \frac{\tau}{2}]$, to allow some wiggle room for Sketch to create duplicates without exceeding the size threshold τ or incurring excessive runtimes.

Inter-tuple distances. We calculate the distance between any two tuples t_1 and t_2 w.r.t. an attribute A using their Mean Absolute Distance (MAD), which we define as $\text{MAD}(t_1.A, t_2.A) = \mathbb{E}[|t_1.A - t_2.A|]$. Thus, if A is deterministic, then $\text{MAD}(t_1.A, t_2.A) = |t_1.A - t_2.A|$; if A is stochastic, then we estimate MAD as the average of $|t_1.A - t_2.A|$ over a set of i.i.d. scenarios. Unlike other metrics such as Wasserstein distance [31] and KL-divergence [35], which only consider similarities between probability density functions, MAD inherently accounts for correlations between tuples. Given t_1 and t_2 with similar PDFs for attribute A , the distance $\text{MAD}(t_1.A, t_2.A)$ is smaller when t_1 and t_2 are positively correlated than when they are independent; the case study in Appendix C.1 gives a concrete example of this phenomenon. If inter-tuple MADs within a partition are small, then the tuples in the partition will have similar values across scenarios, allowing a representative to closely reflect their stochastic behavior. For efficiency in estimating MAD, `DISTPARTITION` generates a fixed set of scenarios before partitioning to avoid repeatedly generating scenarios on the fly. Generating more scenarios makes the estimation of MAD more accurate for stochastic attributes; in our experiments, we precomputed a set of 200 scenarios. See Appendix C.2 for insight on how many scenarios are needed to obtain statistically accurate estimates of MAD.

Triggering the partitioning of a set. `DISTPARTITION` recursively partitions sets of stochastic tuples until no size or diameter constraints are violated. Size constraints for a set are violated if the number of tuples in the set exceeds τ . To detect whether a diameter constraint is violated for an attribute A , we would need to estimate the MAD between every pair of tuples in the set. To avoid this quadratic

complexity, we use a conservative approach which exploits the fact that MAD, because it is based on the L_1 norm, inherits the triangle inequality: $\text{MAD}(t_1.A, t_3.A) \leq \text{MAD}(t_1.A, t_2.A) + \text{MAD}(t_2.A, t_3.A)$. We randomly select a tuple t in the set, and find the distance of every other tuple from it. Hence, if the distance of the farthest tuple i_A from t is \check{d}_A , the distance between any two tuples in the partition is bounded by $2\check{d}_A$. If $2\check{d}_A \leq d_A$ is true for every attribute A , all the diameter constraints are guaranteed to be satisfied. If the size constraint or any diameter constraint is violated, `DISTPARTITION` proceeds with further partitioning.

PIVOTSCAN-based partitioning. If further partitioning is needed, `DISTPARTITION` first executes a `PIVOTSCAN` by (1) identifying the attribute A^* with the highest diameter-to-threshold ratio: $A^* = \arg \max_A 2\check{d}_A/d_A$, (2) running a second scan over all tuples in the set, but this time calculating their distances from the farthest tuple i_{A^*} found in the first scan, and (3) storing a list of tuple IDs in increasing order of distance from i_{A^*} . Upon completion of `PIVOTSCAN`, further partitioning is done by segmenting the list and creating a sub-partition out of each segment. Specifically, if the size constraint is violated, then we initially segment the list such that each segment contains τ tuples, thus creating sub-partitions that satisfy the size constraint. If any such sub-partition violates a diameter constraint (according to the conservative test described previously), then it is recursively partitioned using distance-based partitioning. For distance-based partitioning, we first compute \check{d}_{A^*} , the farthest distance between any tuple in the sub-partition and i_{A^*} . Then each tuple t whose distance is within $[(i-1) \cdot \check{d}_{A^*}, i \cdot \check{d}_{A^*}]$ is placed in the i th sub-partition, where $i \in \{1, 2, \dots, \lceil \check{d}_{A^*}/d_{A^*} \rceil\}$. Each sub-partition is then recursively partitioned until no diameter constraints are violated. We note that `PIVOTSCAN` is embarrassingly parallel. Furthermore, after the initial size-based partitioning, diameter-based partitioning can be conducted in parallel for each partition, thus accelerating `DISTPARTITION` when multi-core processors are used.

Representative Selection. After partitioning, we select a representative tuple for each partition. The value of each deterministic attribute of the representative tuple is equal to the mean value of that attribute in every tuple of the partition. Each stochastic attribute of the representative needs to be a random variable. Computing a new ‘mean random variable’ for each stochastic attribute is computationally expensive and would require extensive storage. Hence, the random variable of each stochastic attribute of the representative is made equal to that of a chosen tuple in the partition.

Selecting the tuple with the lowest overall distance with every other tuple would require a quadratic number of MAD estimations. To avoid that, we propose a heuristic having linear time complexity that finds the tuple with the least total *worst-case replacement* cost (Algorithm 3). For the n precomputed scenarios (line 2), we compute the overall minimum and maximum values of A in each scenario (lines 3–4). The worst-case replacement cost of each tuple t_i is then calculated as the sum, over all scenarios, of the maximum distances of t_i from the extrema in each scenario (line 6). The representative variable for the attribute is then chosen as that of the tuple with the minimum overall cost (line 7). This representative tuple selection scheme assumes that values for different stochastic attributes are generated independently. See Appendix C.4 for a description of the minor modifications to representative selection and scenario

Algorithm 3 REPRESENTATIVESELECTION

Input: A := the stochastic attribute
 t_1, \dots, t_N := N tuples
 S := the set of precomputed scenarios

- 1: **for** $j \in \{1, \dots, n\}$ **and** $i \in \{1, \dots, N\}$ **do**
- 2: $S_{ij}.A \leftarrow$ the realized value of $t_i.A$ in scenario j
- 3: **for** $j \in \{1, \dots, n\}$ **do**
- 4: $m_{j.A}, M_{j.A} \leftarrow \min_{1 \leq i \leq N} S_{ij}, \max_{1 \leq i \leq N} S_{ij}$
- 5: **for** $i \in \{1, \dots, n\}$ **do**
- 6: $C_{i.A} \leftarrow \sum_{j=1}^n \max(M_{j.A} - S_{ij}.A, S_{ij}.A - m_{j.A})$
- 7: $i^* \leftarrow \operatorname{argmin}_i C_{i.A}$
- 8: **return** t_{i^*}

generation in the general case where the stochastic attributes within a tuple can be statistically correlated.

6 APPROXIMATION GUARANTEES

For any SPQ $Q(S)$, the size and diameter constraints used by DISTPARTITION ensure that the objective value $\bar{\omega}$ of the returned sketch solution is “close” to the true objective value ω^* for $Q(S)$. RCL-SOLVE-R then ensures that the returned objective value at each step of the refine phase is “close” to $\bar{\omega}$. We now formalize this intuition. An execution of STOCHASTIC SKETCHREFINE over $Q(S)$ is *successful* if (i) SOLVESKETCH returns a non-NULL result and (ii) a refine order is found such that each call to RCL-SOLVE-R returns a non-NULL result; otherwise, STOCHASTIC SKETCHREFINE fails and returns NULL. (We did not observe any STOCHASTIC SKETCHREFINE failures in our experiments.) In the case of success, we show that for maximization problems, the sketch package produced by SOLVESKETCH will have objective value $\bar{\omega} \geq (1 - \epsilon)\omega_{sk}^*$, where ω_{sk}^* is the objective value of the optimal sketch solution to $Q(S_0)$. Moreover, as discussed in Section 4.2, REFINE produces a feasible package with objective value $\omega \geq (1 - \epsilon)\bar{\omega}$. Theorem 6.1 combines these observations to provide an approximation guarantee on the objective value of a non-NULL package x^* produced by STOCHASTIC SKETCHREFINE.

We first define “sketch feasibility”. For a sketch $S_0 = \{r_1, \dots, r_d\}$ of a set $S = \{t_1, \dots, t_n\}$, denote by Λ the set of all functions $\lambda : S \mapsto S_0$ such that, for each $i \in [1..n]$, the element $r_j = \lambda(t_i)$ is one of the duplicate representatives in t_i ’s partition. For a package $x \in \mathbb{Z}_0^n$ and mapping $\lambda \in \Lambda$ define the package $\lambda(x) = (y_1, \dots, y_d) \in \mathbb{Z}_0^d$ by setting $y_j = \sum_{i \in I_j} x_i$ for $j \in [1..d]$, where $I_j = \{i : \lambda(t_i) = r_j\}$. A package x for $Q(S)$ is said to be *sketch feasible* if there exists $\lambda \in \Lambda$ such that $y = \lambda(x)$ is a feasible package for $Q(S_0)$.

THEOREM 6.1 (APPROXIMATION GUARANTEE). *Suppose that STOCHASTIC SKETCHREFINE returns a non-NULL solution package x^* for a query $Q(S)$. If x^* is sketch feasible, then the objective value ω corresponding to x^* satisfies*

$$\omega \geq (1 - \epsilon)^2 (\omega^* - d_o P_{max}), \quad (5)$$

where ω^* is the objective value of the optimal package solution to $Q(S)$, the quantity P_{max} is the maximum allowable package size, and d_o is the diameter threshold of the objective attribute O .

The probability that the optimal package is sketch feasible increases as the diameter thresholds for the attributes in the query constraints become small. Small diameter thresholds ensure that a package’s sum for any attribute does not change significantly when

switching to the sketch problem; see Appendix D for details. We can obtain similar guarantees on minimization problems.

7 EXPERIMENTAL EVALUATION

We show that (i) RCL-SOLVE produces packages of comparable quality as SUMMARYSEARCH in an order of magnitude lower runtime, (ii) STOCHASTIC SKETCHREFINE scales to significantly larger data sizes than both of these approaches, and (iii) using DISTPARTITION results in better packages than standard KD-TREES partitioning.

7.1 Experimental Setup

Environment. All approaches are implemented in Python 3.12.14. We use Postgres 16.1 as the supporting DBMS, and Gurobi 11.0.3 as the base solver. We ran our experiments on a 2.66 GHz 16-core processor with 16 GB of RAM. For each experiment, we report average results and standard deviation error bars over 16 runs.

Datasets. We use two datasets in our experiments: (1) We construct a stock investments table (Figure 1) using historical NASDAQ, NYSE, and S&P-500 data [1] with up to 4.8M tuples. We model gains using Geometric Brownian Motion with drift and volatility estimated from historical stock prices for 3289 companies. We vary holding periods from a half a day to 730 days. (2) We generate up to 6M Lineltem tuples from the TPC-H V3 benchmark [32]. We add Gaussian noise ($\mu_{\text{noise}} \sim \mathcal{N}(0, 1)$, $\sigma_{\text{noise}}^2 \sim \text{Exp}(2)$) to price and quantity to introduce stochasticity. Further details are in Appendix E.1.

Workloads. We generate a workload of stochastic package queries following the methodology of [29]: We vary the constraint bounds of the SPQs to generate queries of varying *hardness* (H), measured as the negative log likelihood of the probability that a random package is feasible for that query; see Appendix E.2. For stocks, the queries find portfolios that maximize expected total gains, such that total price is below a fixed budget and total gains exceed a minimum amount with a given high probability. For TPC-H, the queries find packages of items that maximize expected total prices, such that total price exceeds a minimum bound with a given high probability, total quantity shipped is below a maximum amount with a given high probability, and total taxes are below a fixed amount. All packages have a size constraint of at most 30 tuples. We provide complete workload details in Appendix E.2.

Hyperparameters. We set the number of initial optimization (m) and validation scenarios (\hat{m}) to 100 and 10^6 , respectively, for both SUMMARYSEARCH and RCL-SOLVE. We use $\epsilon = 0.05$ as the approximation error bound, and set $\delta = 10^{-2}$ as the bisection termination threshold for RCL-SOLVE. For STOCHASTIC SKETCHREFINE, we set P_{\max} to 30, and during Sketch, we decrease the relative risk tolerance by 0.03 in each iteration, i.e., $\Delta\alpha = 0.03$. We set the partitioning size threshold $\tau = 10^5$, as Gurobi solves randomly-generated, satisfiable ILPs with 3 constraints in roughly one minute at this scale. We set the diameter thresholds for the Portfolio dataset as $d_{\text{price}} = 10$, $d_{\text{gain}} = 100$, and for TPC-H as $d_{\text{price}} = 50$, $d_{\text{quantity}} = 5$, $d_{\text{tax}} = 0.05$.

Metrics. We report wall-clock *query run times* and the *relative integrality gap* $(\omega - \omega^*)/\omega^*$, where ω is objective value of the returned package and ω^* is that of the best package found on a relaxation of the query with integrality constraints removed. The latter “best” package is one found by either RCL-SOLVE, SUMMARYSEARCH, or (on data sets with fewer than 40K tuples) naïve [7]. We report the

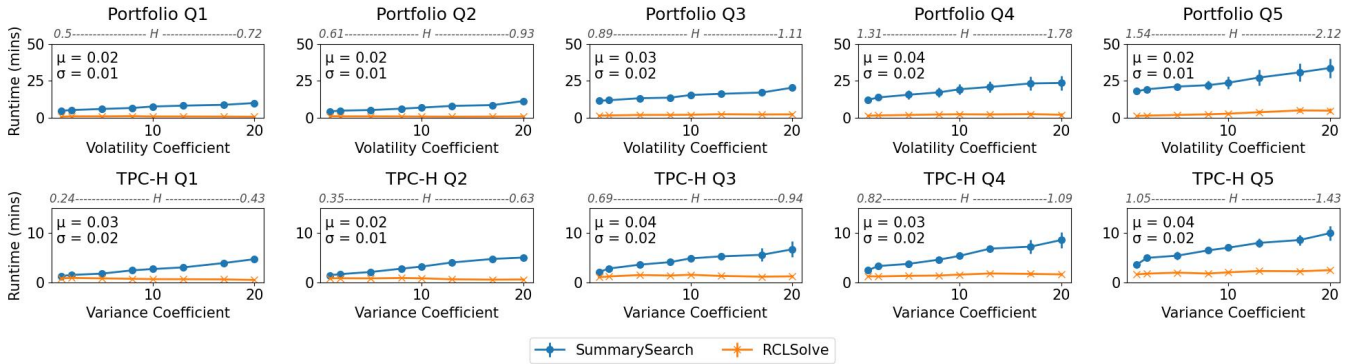


Figure 3: Increasing variance or volatility coefficients increases tuple uncertainty as well as query hardness. (H range reported with each plot). RCL-SOLVE is faster than SUMMARYSEARCH especially at high variances. In each plot, μ and σ report the mean and standard deviation, respectively, of the relative integrality gap for RCL-SOLVE’s packages.

means (μ) and standard deviations (σ) of the relative integrality gaps of packages formed by STOCHASTIC SKETCHREFINE (on larger relations) and RCL-SOLVE (on data sets with fewer than 40k tuples).

7.2 Results: Scalability and Optimality

Increasing uncertainty. We evaluated our novel RCL-SOLVE method against the state of the art in stochastic package query evaluation, SUMMARYSEARCH. As we noted in Section 1, SUMMARYSEARCH does not work well with high-variance stochastic attributes. In Figure 3, we demonstrate the performance of the two methods as the uncertainty in the stochastic attributes increases, while keeping the datasets small (40K tuples for Portfolio and 20K for TPC-H). We control uncertainty by modifying the volatility of the GBM model of a stock’s gain, and the variance of Gaussian noise added to price and quantity in TPC-H. Increasing uncertainty also increases query hardness, as indicated by the hardness ranges reported in each plot. RCL-SOLVE is significantly faster than SUMMARYSEARCH and this difference is more pronounced with high uncertainty and increased hardness. The reason is that RCL-SOLVE generates fewer scenarios than SUMMARYSEARCH (approximately 6x fewer scenarios on average for the highest variance / volatility settings). Moreover, with many scenarios, SUMMARYSEARCH not only solves more, but also harder optimization problems, that Gurobi takes minutes to solve.

The runtime gains of RCL-SOLVE do not come at the cost of quality. The packages it produced have a relative integrality gap in the 0.94–0.99 range, same as SUMMARYSEARCH.

Key takeaway: Our novel risk linearization approach is superior to the state of the art, by maintaining robust quality and fast performance in cases of increased data uncertainty.

Increasing data size. While we saw RCL-SOLVE outperform SUMMARYSEARCH, it alone cannot scale to larger data sizes. STOCHASTIC SKETCHREFINE provides the evaluation mechanism to achieve this scaling, while using RCL-SOLVE as a building block. In the experiment of Figure 4, we evaluate our query workload with all three methods, while increasing the data size to several million tuples. While RCL-SOLVE continues to outperform SUMMARYSEARCH, their runtime increases sharply when the data size is higher than τ , and both methods fail to produce results on data larger than 1M tuples (or less in some cases), due to time-outs (runtime exceeds 1.5 hours)

or crashes (Gurobi runs out of memory). In contrast, STOCHASTIC SKETCHREFINE maintains remarkably stable performance, thanks to its divide-and-conquer approach, ensuring that ILP subproblems fit within the available memory. On relations with size less than τ , STOCHASTIC SKETCHREFINE and RCL-SOLVE have identical performance as STOCHASTIC SKETCHREFINE makes a single RCL-SOLVE call with the entire relation. The runtime benefits do not impact quality, and STOCHASTIC SKETCHREFINE produces packages that approximate the continuous relation of each SPQ with ratios ranging from 0.92 to 0.97. For the cases that SUMMARYSEARCH and RCL-SOLVE produced results, those were also of high quality, with approximation ratios in the 0.95–0.98 range.

Query run times are higher for the Portfolio workload than TPC-H due to the expensive nature of sampling from a Geometric Brownian Motion model than from a Gaussian one. Even so, since STOCHASTIC SKETCHREFINE requires fewer optimization scenarios and does not generate scenarios from all tuples at once, its runtime on the portfolio datasets stays under 20 minutes for all queries.⁴

Key takeaway: STOCHASTIC SKETCHREFINE demonstrates remarkable scaling to very large data, significantly outperforming the state of the art.

Comparison of offline partitioning schemes. We demonstrate the benefits of DISTPARTITION, compared to KD-TREES, which is used by SKETCHREFINE in deterministic settings [5]. Figure 5 reports the time offline pre-processing takes with each method, and the quality approximation for each query executed over the given partitioning. The increase incurred by DISTPARTITION in offline processing is minor (less than a 5 minute increase in offline processing runtime), while the result quality is superior to KD-TREES. Since KD-TREES does not account for shapes of probability distributions as DISTPARTITION does, it cannot provide as tight theoretical guarantees of intra-partition tuples similarities, and this translates to less optimal packages.

Key takeaway: DISTPARTITION results in better intra-partition tuple similarity, leading to more optimal packages.

⁴While validation scenarios are larger in number, they only need to be generated for few tuples, so they do not significantly impact runtime.

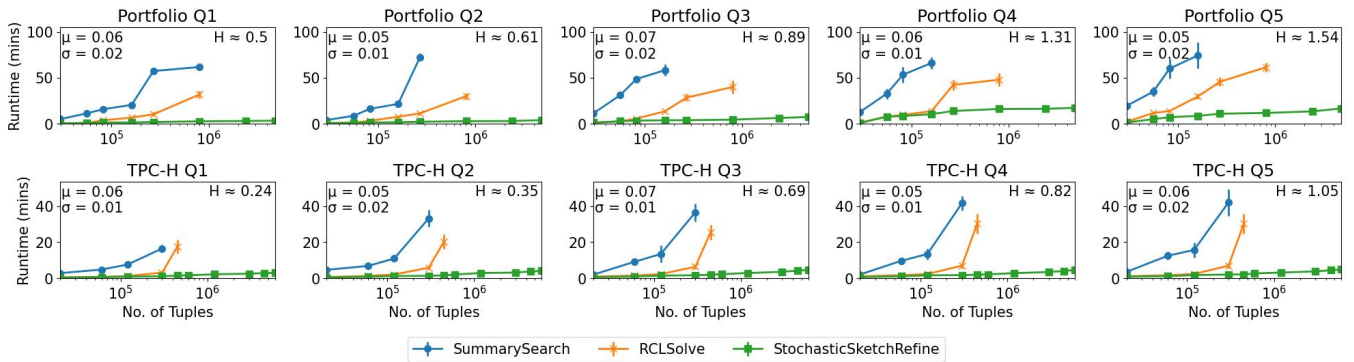


Figure 4: RCL-SOLVE continues to outperform SUMMARYSEARCH but fails to scale beyond 1M tuples. The absence of data points indicates that no solutions were found within 1.5 hours. STOCHASTIC SKETCHREFINE scales well as data size and query hardness (H) increase. Each plot shows the relative integrality gap statistics (μ, σ) for STOCHASTIC SKETCHREFINE’s packages.

	Offline pre-computation (mins)				Relative Integrality Gap									
	partitioning time		preprocessing time		Portfolio					TPC-H				
	Portfolio	TPC-H	Portfolio	TPC-H	Q1	Q2	Q3	Q4	Q5	Q1	Q2	Q3	Q4	Q5
DISTPARTITION	4.60	18.70	44.42	27.50	0.03	0.02	0.04	0.05	0.04	0.03	0.05	0.04	0.05	0.04
KD Trees	3.85	14.12	43.72	23.42	0.07	0.08	0.11	0.13	0.12	0.07	0.07	0.06	0.08	0.09

Figure 5: Offline pre-computation runtime, which includes representative selection, is minimally higher with DISTPARTITION compared to KD-trees, but the resulting packages achieve lower relative integrality gaps when DISTPARTITION is used.

8 RELATED WORK

Probabilistic Databases [10, 15, 27] specialize in representing data with stochastic attributes. Prior work has focused primarily on supporting SQL-type queries over uncertain data, allowing for ad hoc what-if analyses, as opposed to the in-database optimization that we support, which systematically searches through the space of possible decisions to find the optimal course of action.

In-database decision-making pushes decision making-related activities closer to where the data resides, and thus simplifies decision-making workflows and reduces unnecessary data movement. The work in [10] supports what-if analysis over historical data, but does not support full-scale optimization. SolveDB [36] and its successor, SolveDB+ [37] integrate a variety of black-box optimizers and their functionalities into a DBMS. However, they do not scale to large problems; presumably some of our techniques could be incorporated into SolveDB+. Recently, in the deterministic setting, PROGRESSIVE SHADING [29] was able to improve over SKETCHREFINE using a novel hierarchical partitioning scheme together with customized ILP solvers. An interesting direction for future work would be to extend this approach to stochastic data.

Stochastic Optimization has often used Monte Carlo sampling to estimate uncertain attributes that cannot be quantified exactly [25]. Constrained optimization involving probabilistic constraints can be hard to handle, as they can make the feasible regions non-convex [2]. Sample Average Approximation generates many scenarios to quantify these constraints using sample values [28]. Existing methods, like SUMMARYSEARCH, have often attempted to address this difficulty by reducing the number of scenarios [6, 11]. Others have approximated non-convex risk constraints using their convex CVaR counterparts, but these approaches incur a quadratic

time complexity for doing so [8]. Our RCL-SOLVE approach effectively summarizes all of the information contained in numerous scenarios with one linear constraint in the ILP, and finds the closest approximating CVaR constraint within a logarithmic number of iterations using bisection.

9 CONCLUSION AND FUTURE DIRECTIONS

In this work, we propose RCL-SOLVE, an improved SPQ solver that converts non-convex stochastic constrained optimization problems into ILPs whose size is independent of the number of scenarios. With STOCHASTIC SKETCHREFINE, we tackle scalability challenges in constrained optimization caused by the number of tuples in large relations. We further introduce DISTPARTITION, an efficient approach for partitioning probabilistic relations. Together, these novel methods allow users, in the face of uncertainty and large datasets, to quickly compute near-optimal packages that satisfy a given set of constraints. In the future we wish to explore (i) how to relax stochastic query constraints to recommend alternative packages with better objectives that may slightly violate current constraints, (ii) how to scalably support sequential decision-making or two-stage stochastic programs, and (iii) how to explain SPQ solutions allowing for increased user trust with uncertain data.

ACKNOWLEDGMENTS

This work was supported by the ASPIRE Award for Research Excellence (AARE-2020) grant AARE20-307 and NYUAD CITIES, funded by Tamkeen under the Research Institute Award CG001, and by the National Science Foundation under grants 1943971 and 2211918.

REFERENCES

- [1] [n.d.]. <https://www.kaggle.com/datasets/paultimothymooney/stock-market-data/data>
- [2] Shabbir Ahmed and Alexander Shapiro. 2008. Solving chance-constrained stochastic programs via sampling and integer programming. In *State-of-the-Art Decision-making Tools in the Information-intensive Age*. (INFORMS), 261–269.
- [3] Gordon J Alexander and Alexandre M Baptista. 2004. A comparison of VaR and CVaR constraints on portfolio selection with the mean-variance model. *Management science* 50, 9 (2004), 1261–1273.
- [4] Matteo Brucato, Azza Abouzied, and Alexandra Meliou. 2018. Package queries: efficient and scalable computation of high-order constraints. *The VLDB Journal* 27 (2018), 693–718.
- [5] Matteo Brucato, Juan Felipe Beltran, Azza Abouzied, and Alexandra Meliou. 2015. Scalable package queries in relational database systems. *arXiv preprint arXiv:1512.03564* (2015).
- [6] Matteo Brucato, Nishant Yadav, Azza Abouzied, Peter J. Haas, and Alexandra Meliou. 2020. Stochastic Package Queries in Probabilistic Databases. In *Proc. ACM SIGMOD*. 269–283. <https://doi.org/10.1145/3318464.3389765>
- [7] Matteo Brucato, Nishant Yadav, Azza Abouzied, Peter J. Haas, and Alexandra Meliou. 2021. Scalable package queries in relational database systems: Extended version. *arXiv preprint arXiv:2103.06784* (2021).
- [8] Sébastien Bubeck. 2015. Convex optimization: Algorithms and complexity. *Foundations and Trends® in Machine Learning* 8, 3-4 (2015), 231–357.
- [9] Samuel Burer and Adam N Letchford. 2012. Non-convex mixed-integer nonlinear programming: A survey. *Surveys in Operations Research and Management Science* 17, 2 (2012), 97–106.
- [10] Felix Campbell, Bahareh Arab, and Boris Glavic. 2022. Efficient Answering of Historical What-if Queries. In *Proceedings of the 48th International Conference on Management of Data (SIGMOD)*. 1556–1569. <https://doi.org/10.1145/3514221.3526138>
- [11] Marco C Campi and Simone Garatti. 2011. A sampling-and-discarding approach to chance-constrained optimization: feasibility and optimality. *Journal of optimization theory and applications* 148, 2 (2011), 257–280.
- [12] Marco C Campi, Simone Garatti, and Maria Prandini. 2009. The scenario approach for systems and control design. *Annual Reviews in Control* 33, 2 (2009), 149–157.
- [13] Siu On Chan, Ilias Diakonikolas, Rocco A Servedio, and Xiaorui Sun. 2014. Near-optimal density estimation in near-linear time using variable-width histograms. *Advances in neural information processing systems* 27 (2014).
- [14] Michael Chau, Reynold Cheng, Ben Kao, and Jackey Ng. 2006. Uncertain data mining: An example in clustering location data. In *Advances in Knowledge Discovery and Data Mining: 10th Pacific-Asia Conference, PAKDD 2006, Singapore, April 9–12, 2006. Proceedings 10*. Springer, 199–204.
- [15] Nilesh Dalvi and Dan Suciu. 2007. Efficient query evaluation on probabilistic databases. *The VLDB Journal* 16 (2007), 523–544.
- [16] Michael R Garey and David S Johnson. 1979. *Computers and intractability*. Vol. 174. freeman San Francisco.
- [17] James E Gentle. 2009. *Computational Statistics*. Springer.
- [18] Soumyadip Ghosh and Shane G Henderson. 2003. Behavior of the NORTA method for correlated random vector generation as the dimension increases. *ACM Transactions on Modeling and Computer Simulation (TOMACS)* 13, 3 (2003), 276–294.
- [19] Francesco Gullo, Giovanni Ponti, and Andrea Tagarelli. 2008. Clustering uncertain data via k-medoids. In *International Conference on Scalable Uncertainty Management*. Springer, 229–242.
- [20] Francesco Gullo, Giovanni Ponti, and Andrea Tagarelli. 2013. Minimizing the variance of cluster mixture models for clustering uncertain objects. *Statistical Analysis and Data Mining: The ASA Data Science Journal* 6, 2 (2013), 116–135.
- [21] Francesco Gullo, Giovanni Ponti, Andrea Tagarelli, and Sergio Greco. 2008. A hierarchical algorithm for clustering uncertain data via an information-theoretic approach. In *2008 Eighth IEEE International Conference on Data Mining*. IEEE, 821–826.
- [22] Francesco Gullo, Giovanni Ponti, Andrea Tagarelli, and Sergio Greco. 2017. An information-theoretic approach to hierarchical clustering of uncertain data. *Information sciences* 402 (2017), 199–215.
- [23] Francesco Gullo and Andrea Tagarelli. 2012. Uncertain centroid based partitioned clustering of uncertain data. *arXiv preprint arXiv:1203.6401* (2012).
- [24] Oktay Günlük and Jeff Linderoth. 2010. Perspective reformulations of mixed integer nonlinear programs with indicator variables. *Mathematical programming* 124 (2010), 183–205.
- [25] Tito Homem-de Mello and Güzin Bayraksan. 2014. Monte Carlo sampling-based methods for stochastic optimization. *Surveys in Operations Research and Management Science* 19, 1 (2014), 56–85.
- [26] Shudong Huang, Zhao Kang, Zenglin Xu, and Quanhui Liu. 2021. Robust deep k-means: An effective and simple method for data clustering. *Pattern Recognition* 117 (2021), 107996.
- [27] Ravi Jampani, Fei Xu, Mingxi Wu, Luis Perez, Chris Jermaine, and Peter J. Haas. 2011. The Monte Carlo database system: Stochastic analysis close to the data. *ACM Trans. Database Syst.* 36, 3, Article 18 (2011), 41 pages. <https://doi.org/10.1145/2000824.2000828>
- [28] Sujin Kim, Raghu Pasupathy, and Shane G Henderson. 2015. A guide to sample average approximation. In *Handbook of Simulation Optimization*. Springer, 207–243.
- [29] Anh L. Mai, Pengyu Wang, Azza Abouzied, Matteo Brucato, Peter J. Haas, and Alexandra Meliou. 2024. Scaling Package Queries to a Billion Tuples via Hierarchical Partitioning and Customized Optimization. *Proc. VLDB Endow.* 17, 5 (2024), 1146–1158.
- [30] Alexander J. McNeil, Rüdiger Frey, and Paul Embrechts. 2015. *Quantitative Risk Management: Concepts, Techniques and Tools*. Princeton University Press.
- [31] Victor M Panaretos and Yoav Zemel. 2019. Statistical aspects of Wasserstein distances. *Annual review of statistics and its application* 6, 1 (2019), 405–431.
- [32] Meikel Poess and Chris Floyd. 2000. New TPC benchmarks for decision support and web commerce. *ACM Sigmod Record* 29, 4 (2000), 64–71.
- [33] Krishna Reddy and Vaughan Clinton. 2016. Simulating stock prices using geometric Brownian motion: Evidence from Australian companies. *Australasian Accounting, Business and Finance Journal* 10, 3 (2016), 23–47.
- [34] Sergey Sarykalin, Gaia Serraino, and Stan Uryasev. 2008. Value-at-Risk vs. Conditional Value-at-Risk in Risk Management and Optimization. In *State-of-the-Art Decision-Making Tools in the Information-Intensive Age*. INFORMS TutORials in Operations Research, 270–294. <https://doi.org/10.1287/educ.1080.0052>
- [35] Jonathon Shlens. 2014. Notes on kullback-leibler divergence and likelihood. *arXiv preprint arXiv:1404.2000* (2014).
- [36] Laurynas Šikšnyš and Torben Bach Pedersen. 2016. SolveDB: Integrating optimization problem solvers into SQL databases. In *Proceedings of the 28th International Conference on Scientific and Statistical Database Management*. 1–12.
- [37] Laurynas Šikšnyš, Torben Bach Pedersen, Thomas Dyhre Nielsen, and Davide Frazzetto. 2021. SolveDB+: Sql-based prescriptive analytics. In *Advances in Database Technology-24th International Conference on Extending Database Technology, EDBT 2021*. OpenProceedings.org, 133–144.
- [38] Xianchao Zhang, Han Liu, and Xiaotong Zhang. 2017. Novel density-based and hierarchical density-based clustering algorithms for uncertain data. *Neural networks* 93 (2017), 240–255.

A PROOFS OF THEOREMS

PROOF OF THEOREM 2.1. The first implication follows from [30, Prop. 6.9]. For the second implication, suppose that $\text{VaR}_\alpha(x \cdot A) < V$. Then the monotonicity of VaR_α implies that $\text{VaR}_u(x \cdot A) < V$ for $u \in [0, \alpha]$. Using the definition in (1), we then have

$$\text{CVaR}_\alpha(x \cdot A) = \frac{1}{\alpha} \int_0^\alpha \text{VaR}_u(x \cdot A) du < \frac{1}{\alpha} \int_0^\alpha V du = V,$$

which proves the contrapositive of the implication. \square

PROOF OF THEOREM 3.1. Since $\mathcal{F}_{Q(S)}$ is nonempty, we know that (α^*, V^*) exists and so need to show that APS will find this parameterization. First suppose that $\alpha^* < 1$ and let $\tilde{\alpha} > \alpha^*$ be the least value of α' for which APS finds a parameterization $(\tilde{\alpha}, \tilde{V})$ yielding an infeasible package. We claim that $\tilde{V} \geq V^*$. To see this, first note that $(\tilde{\alpha}, V^*)$ must yield an infeasible package since $\tilde{\alpha} > \alpha^*$ implies that $(\tilde{\alpha}, V^*)$ yields a higher objective value than (α^*, V^*) and hence the package must be infeasible by definition of (α^*, V^*) . However, given $\alpha' = \tilde{\alpha}$, APS will ensure that \tilde{V} is set to the *maximum* value of V' that yields an infeasible package, due to the pattern of alternating decreases in α' and V' during the search. This proves the claim. After finding $(\tilde{\alpha}, \tilde{V})$, APS next decreases α' to the maximum value that yields a feasible package—we claim this value must α^* . Indeed, (α^*, \tilde{V}) yields a feasible package since (α^*, V^*) does and $\tilde{V} \geq V^*$ by the previous claim, and if $(\hat{\alpha}, \tilde{V})$ were to be found for some $\hat{\alpha} \geq \alpha^*$ then APS would decrease V' until a parameterization $(\hat{\alpha}, \hat{V})$ yielding an infeasible package is found, contradicting the definition of $\tilde{\alpha}$ as the *smallest* value of α' exceeding α^* for which PS finds an infeasible solution. Next, APS improves the objective score of the feasible package produced for (α^*, \tilde{V}) by reducing V' as much as possible. Since $V' = V^*$ results in the most optimal feasible package, APS will find the parametrization (α^*, V^*) .

Now suppose that $\alpha^* = 1$. Since $V^* \leq V$ implies that $(1, V)$ is at least as restrictive as $(1, V^*)$, the package corresponding to $(1, V)$ is feasible. Thus the first step of APS, i.e., the α -search, will immediately terminate and return the pair $(1, V)$. The V -search will then find the pair $(1, V^*) = (\alpha^*, V^*)$ and terminate. Thus APS will find (α^*, V^*) in all cases. \square

PROOF OF THEOREM 6.1. Write $S = \{t_1, \dots, t_n\}$ and $S_0 = \{r_1, \dots, r_d\}$. Consider first the sketch phase and observe that, since duplicates of a representative have identical marginal distributions, we have that, for any $\lambda \in \Lambda$,

$$\begin{aligned} \mathbb{E}[t_i \cdot O] - \mathbb{E}[\lambda(t_i) \cdot O] &= \mathbb{E}[t_i \cdot O - \lambda(t_i) \cdot O] \\ &\leq \mathbb{E}[|t_i \cdot O - \lambda(t_i) \cdot O|] \leq d_o. \end{aligned}$$

Algorithm 4 GENERATESCENARIO

Input: $t := A$ representative tuple
 $A := A$ stochastic attribute
 $F_{(t)} :=$ The cumulative distribution function of $t \cdot A$
 $d :=$ The number of duplicates
 $\bar{\rho} :=$ Correlation coefficient between duplicates

- 1: $F_{(t)} \leftarrow$ Estimated CDF of $t \cdot A$
- 2: $\bar{\kappa} = \text{NORTAFIT}(\bar{\rho}, F_{(t)}) \triangleright$ compute Σ_Z off-diagonal entry value
- 3: $s_1, \dots, s_d \leftarrow$ i.i.d. samples from $N(0, 1)$
- 4: $s'_1 \leftarrow s_1 \sqrt{1 + (d-1)\bar{\kappa}} - \sum_{i=2}^d s_i \sqrt{1 - \bar{\kappa}}$
- 5: **for** $i \in \{2, \dots, d\}$ **do**
- 6: $s'_i \leftarrow s_i \sqrt{1 - \bar{\kappa}} - s_1 \sqrt{1 + (d-1)\bar{\kappa}}$
- 7: **for** $i \in \{1, \dots, d\}$ **do** $t^{(i)} \cdot A = F_{(t)}^{-1}(\Phi(s'_i))$
- 8: **return** $[t^{(1)} \cdot A, \dots, t^{(d)} \cdot A]$

Hence $\mathbb{E}[\lambda(t_i) \cdot O] \geq \mathbb{E}[t_i \cdot O] - d_o$. By assumption, STOCHASTIC SKETCHREFINE returns a non-NULL package x^* , and the corresponding objective value for $y = \lambda(x^*)$ in $Q(S_0)$ is

$$\begin{aligned} \omega_s^* &= \sum_{j=1}^d \mathbb{E}[r_j \cdot O] y_j \\ &= \sum_{i=1}^n \mathbb{E}[\lambda(t_i) \cdot O] x_i^* \geq \sum_{i=1}^n (\mathbb{E}[t_i \cdot O] - d_o) x_i^* \\ &= \sum_{i=1}^n \mathbb{E}[t_i \cdot O] x_i^* - d_o \sum_{i=1}^n x_i^* \geq \omega^* - d_o P_{max}. \end{aligned}$$

Since x^* is assumed to be sketch feasible, we can choose λ so that $y = \lambda(x^*)$ is a feasible solution of $Q(S_0)$. Then the objective value ω_{sk}^* for the optimal solution y^* to $Q(S_0)$ satisfies $\omega_{sk}^* \geq \omega_s^* \geq \omega^* - d_o P_{max}$. Note that $\omega_{sk}^* \geq \omega_s^*$ may hold even if x^* is not sketch feasible, in which case the approximation guarantee will still hold. As discussed before the statement of the theorem, the objective value $\bar{\omega}$ for the solution to $Q(S_0)$ returned by SOLVESKETCH satisfies $\bar{\omega} \geq (1 - \epsilon) \omega_{sk}^* \geq (1 - \epsilon)(\omega^* - d_o P_{max})$. Moreover, the objective value ω corresponding to the solution x^* satisfies $\omega \geq (1 - \epsilon) \bar{\omega}$, so that

$$\omega \geq (1 - \epsilon) \bar{\omega} \geq (1 - \epsilon)^2 (\omega^* - d_o P_{max})$$

as desired. \square

B ACCELERATED NORTA PROCEDURE

Let t be a representative, A a stochastic attribute of interest, and $\{t^{(1)}, \dots, t^{(d)}\}$ a set of d duplicates of t . To generate a scenario for the random variables $t^{(1)} \cdot A, \dots, t^{(d)} \cdot A$, which are mutually correlated with common pairwise correlation coefficient $\bar{\rho}$, we propose an accelerated version of the NORTA (NORMAL-TO-Anything) copula method [18]. In general, to generate samples of a d -dimensional random vector $Y = (Y_1, \dots, Y_d)$ having specified marginal cumulative distribution functions (CDF's) F_1, \dots, F_d and a specified covariance matrix Σ_Y , the NORTA method first generates a d -dimensional multivariate normal random variable Z with mean vector $(0, \dots, 0)$ and covariance matrix Σ_Z , and then generates a sample Y by setting $Y_i = F_i^{-1}(\Phi(Z_i))$ for $i = 1, \dots, d$, where $F_i^{-1}(u) = \inf\{y : F_i(y) \geq u\}$; standard results show that each Y_i

has CDF F_i . The covariance matrix Σ_Z is selected (via offline solution of a semi-definite program) so that the resulting covariance matrix of Y is either very close to, or exactly equal to, the target covariance matrix Σ_Y . To generate the Z vector, we first generate a d -dimensional vector Z' of mutually independent $N(0, 1)$ random variables, and then set $Z = U\sqrt{\Lambda}Z'$, where Λ is a diagonal matrix whose entries are the eigenvalues of Σ_Z and U is an orthogonal matrix whose columns are eigenvectors of Σ_Z ; see [17]. In general, computing Λ and U has a computational complexity of $\mathcal{O}(d^3)$. This makes constructing scenarios expensive as we need to perform this decomposition for every representative. Furthermore, the algorithm may iteratively increase the number of duplicates to get better packages, requiring the computation to be repeated at each iteration. Fortunately, Σ_Y has a special structure in our case, namely, $\Sigma_Y(i, j)$ equals 1 if $i = j$ and equals $\bar{\rho}$ otherwise. We can exploit this structure to significantly speed up the NORTA calculations.

In more detail, for any pair (i, j) with $i \neq j$, the general NORTA method computes $\Sigma_Z(i, j)$ as a solution $\kappa_{i,j}$ to the equation

$$\Sigma_Y(i, j) = \int_{-\infty}^{\infty} \int_{-\infty}^{\infty} F_i^{-1}(\Phi(z_i)) F_j^{-1}(\Phi(z_j)) \cdot \varphi_{ij}(z_i, z_j, \kappa_{i,j}) dz_i dz_j - \mu_i \mu_j, \quad (6)$$

where μ_i and μ_j are the means of F_i and F_j and

$$\begin{aligned} & \varphi_{ij}(z_i, z_j, \kappa_{i,j}) \\ &= \frac{1}{2\pi\sqrt{1-\kappa_{i,j}^2}} \exp\left\{-\frac{1}{2(1-\kappa_{i,j}^2)} \left[z_i^2 - 2\kappa_{i,j}z_i z_j + z_j^2\right]\right\} \end{aligned}$$

is the standard bivariate normal probability density function. In our setting, $F_i \equiv F_{(t)}$ for all duplicates, where $F_{(t)}$ is the CDF of the corresponding random variable $t.A$, and $\Sigma_Y(i, j) \equiv \bar{\rho}$ for all pairs (i, j) with $i \neq j$. Thus the root-finding problem in (6) is identical for all (i, j) pairs, so that we can take $\kappa_{i,j} \equiv \bar{\kappa}$ for an appropriate value of $\bar{\kappa} \geq 0$. This gives us the matrix Σ_Z after setting $\Sigma_Z(i, i) = 1$ for $i \in [1..d]$. A closed form of the eigenvalues and eigenvectors of Σ_Z can then be trivially computed as $\lambda_1 = 1 + (d-1)\bar{\kappa}$ with the corresponding eigenvector $[1, 1, \dots, 1]$ and $\lambda_2 = 1 - \bar{\kappa}$ with $d-1$ corresponding eigenvectors $[-1, 1, 0, \dots, 0], [-1, 0, 1, \dots, 0], \dots, [-1, 0, \dots, 0, 1]$.

Thus, after generating a vector $s = [s_1, \dots, s_d]$ of i.i.d. samples from the standard normal distributions, a sample vector s' of d correlated multivariate normal distributions can be computed in $\mathcal{O}(d)$ time as $s' = [s_1\sqrt{\lambda_1} - \sqrt{\lambda_2} \sum_{i=2}^d s_i, s_2\sqrt{\lambda_2} - s_1\sqrt{\lambda_1}, \dots, s_d\sqrt{\lambda_2} - s_1\sqrt{\lambda_1}]$. Finally, sample values $t^{(1)}.A, \dots, t^{(d)}.A$ can be generated as $t^{(i)}.A = F_{(t)}^{-1}(\Phi(s'_i))$ for $i \in [1..d]$. The CDF $F_{(t)}$ can be pre-computed offline using a histogram-based density estimation scheme as in [13]. Algorithm 4 describes our linear time NORTA-based scenario construction scheme. The function NORTAFIT in line 2 solves the root-finding problem in (6).

C PARTITIONING DETAILS

C.1 MAD Case Study

To gain more insight into the behavior of the MAD distance measure, we consider the case of two correlated normal random variables X and Y having respective means μ_X and μ_Y , respective variances

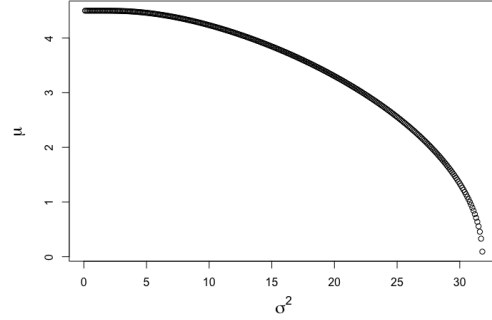


Figure 6: Trade-off between values of μ and σ^2 when maintaining a fixed value of $\mu_D = d + \epsilon$ ($d = 4$ and $\epsilon = 0.5$).

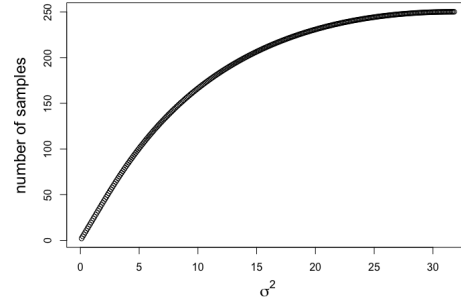


Figure 7: Minimum required sample size as a function of σ^2 ($d = 4$, $\epsilon = 0.5$, $p = 0.01$). For each value of σ^2 , we compute a corresponding value of μ such that $\mu_D(\mu, \sigma^2) = d + \epsilon$.

σ_X^2 and σ_Y^2 , and covariance c_{XY} . Let $\Delta = \mathbb{E}[X - Y] = \mu_X - \mu_Y$ and $\sigma^2 = \text{Var}[X - Y] = \sigma_X^2 - 2c_{XY} + \sigma_Y^2$. Using standard results for the “folded normal” distribution, we have that

$$\text{MAD}(X, Y) = \sigma\sqrt{2/\pi}e^{-\Delta^2/2\sigma^2} + \Delta(1 - 2\Phi(-\Delta/\sigma)), \quad (7)$$

where Φ is the standard normal CDF. If σ^2 is very small relative to Δ , then $\text{MAD} \approx \Delta$, and thus the MAD distance primarily reflects the distance between the distribution means. If σ^2 is much larger than Δ , then $\text{MAD} \approx \sigma\sqrt{2/\pi}$ and thus mostly depends on the variance of $X - Y$. In this latter case, σ^2 becomes smaller as nonnegative correlation between X and Y increases, so that the MAD distance primarily reflects the correlation between X and Y . The general formula in (7) balances inter-mean distance and correlation.

C.2 MAD Estimation

To estimate $\text{MAD}(X, Y)$ for two (possibly dependent) attributes X and Y using a sample size of $n > 1$, we take i.i.d. samples $(X_1, Y_1), \dots, (X_n, Y_n)$, compute the quantities $D_i = |X_i - Y_i|$ for $i \in [1..n]$, and then estimate the true value m of $\text{MAD}(X, Y)$ as $\hat{m}_n = n^{-1} \sum_{i=1}^n D_i$. To help figure out roughly how large n needs to be, we reason as follows. When estimating m in the context of

DISTPARTITION, the most important goal is to avoid erroneously including distant points in a given partition. We can formalize this goal as ensuring that $\mathbb{P}(\hat{m}_n \leq d) \leq p$ when $m = d + \epsilon$, where d is the target diameter of the partition, p is a specified small probability, and $\epsilon > 0$ represents an “indifference zone” within which we are willing to accept a misclassification error. For tractability, suppose that X and Y have normal distributions with means μ_X and μ_Y , variances σ_X^2 and σ_Y^2 , and covariance σ_{XY} . Without loss of generality, suppose that $\mu_X \geq \mu_Y$. Then D_i has mean

$$\mu_D = \sqrt{2\sigma^2/\pi} e^{-\mu^2/2\sigma^2} + \mu(1 - 2\Phi(-\mu/\sigma))$$

and variance $\sigma_D^2 = \mu^2 + \sigma^2 - \mu_D^2$, where $\mu = \mu_X - \mu_Y$ and $\sigma^2 = \sigma_X^2 + \sigma_Y^2 - 2\sigma_{XY}$. The central limit theorem now implies that $M_n \stackrel{D}{\sim} N(\mu_D, \sigma_D^2/n)$ to a good approximation as n becomes large. Thus

$$\mathbb{P}(M_n \leq d) \approx \Phi\left(\frac{d - \mu_D}{\sigma_D/\sqrt{n}}\right),$$

where Φ is the CDF of a standard $N(0, 1)$ normal random variable. We are assuming that μ and σ^2 are such that $m = \mu_D = d + \epsilon$, so that

$$n \geq \left(\frac{\sigma_D z_{1-p}}{\epsilon}\right)^2,$$

where

$$\sigma_D^2 = \mu^2 + \sigma^2 - (d + \epsilon)^2$$

and $z_q = \Phi^{-1}(q)$. When maintaining a fixed value of $\mu_D = \mu_D(\mu, \sigma^2)$, parameters μ and σ^2 vary inversely; see Figure 6. Possible values of (μ, σ^2) range from $(0, \bar{\sigma}^2)$ to $(d + \epsilon, 0)$, where $\bar{\sigma} = (d + \epsilon)\sqrt{\pi}/2$. To compute the most conservative requirement on the number of samples for given values of d , ϵ , and p , we want to choose μ and σ^2 to maximize $\sigma_D^2 = \sigma_D^2(\mu, \sigma^2)$ subject to the constraint $\mu_D(\mu, \sigma^2) = d + \epsilon$. As can be seen from Figure 7, the maximum value of n occurs when $\sigma^2 = \bar{\sigma}^2$ and $\mu = 0$. In this case the number of required samples is

$$n \approx \frac{(0.5\pi - 1)(d + \epsilon)^2 z_{1-p}^2}{\epsilon^2}.$$

For example, during our experiments, we set the diameter threshold for the attribute gain in the portfolio dataset to $d = 100$. Considering $\epsilon = 10$, and $p = 0.05$, we have $n \approx 188$.

C.3 DISTPARTITION Details

The pseudocode for the DISTPARTITION routine is given as Algorithm 5.

C.4 Creating Representatives for Correlated Attributes

The random variables for a set of correlated attributes \mathbf{A} of a representative are made equal to the corresponding variables for the same attributes of any one of the tuples in the partition. We compute the worst-case replacement cost, as described in Algorithm 3, for every tuple in the partition for every attribute $A \in \mathbf{A}$, and map the representative’s variables for every attribute in \mathbf{A} to those of t_r , the tuple in the partition with the least total cost.

While generating scenarios for d duplicates of a representative with $|\mathbf{A}|$ correlated attributes, we aim to generate scenarios so that both inter-tuple and inter-attribute correlations are satisfied.

Algorithm 5 DISTPARTITION

Input: $R := A$ set of stochastic tuples

$\tau :=$ Size Threshold

$\hat{d} = [d_{A_1}, d_{A_2}, \dots, d_{A_d}] :=$ Diameter Threshold for each attribute

Output: $P :=$ Partitioning of R satisfying size and diameter constraints

```

1:  $pivot :=$  PickAtRandom( $R$ )
2:  $r_{max} := 0$  ▷ Highest diameter-to-threshold ratio
3:  $A_{max} :=$  None ▷ Attribute with highest ratio
4: for  $i = \{1, \dots, d\}$  do
5:    $\_, d_{A_i}^R \leftarrow$  PivotScan( $pivot, A_i$ ) ▷ Distance of the farthest tuple from pivot with respect to  $A_i$ 
6:   if  $\frac{2*d_{A_i}^R}{d_{A_i}} \geq r_{max}$  then
7:      $r_{max} \leftarrow \frac{2*d_{A_i}^R}{d_{A_i}}$ 
8:      $A_{max} \leftarrow A_i$  ▷ Update attribute with highest ratio
9: if  $|R| \leq \tau$  and  $r_{max} \leq 1$  then
10:  return  $R$  ▷ Both size and diameter constraints are satisfied
11: else
12:   $ids\_with\_distances, \_ \leftarrow$  PivotScan( $pivot, A_{max}$ ) ▷ Get tuples identifiers with increasing distances from pivot
13:   $pivot \leftarrow$  LastElement( $ids\_with\_distances$ ) ▷ Repivot to the farthest tuple
14:   $ids\_with\_distances, \_ \leftarrow$  PivotScan( $pivot, A_{max}$ ) ▷ Get tuples identifiers with increasing distances from pivot
15:   $P \leftarrow \phi$ 
16:   $CSet \leftarrow \phi$ 
17:  if  $|R| > \tau$  then ▷ Size-based Partitioning
18:    for  $id, \_ \in ids\_with\_distances$  do
19:      if  $|CSet| = \tau$  then ▷ CSet is already full
20:         $P \leftarrow P \cup$  DISTPARTITION ( $CSet, \tau, \hat{d}$ ) ▷ Recursively repartition current set of tuples
21:         $CSet \leftarrow \phi$ 
22:       $CSet \leftarrow CSet \cup id$ 
23:    if  $|CSet| > 0$  then
24:       $P \leftarrow P \cup$  DISTPARTITION ( $CSet, \tau, \hat{d}$ ) ▷ Repartition remaining tuples
25:  else ▷ Distance-based Partitioning
26:     $multiplier \leftarrow 1$ 
27:    for  $id, distance \in ids\_with\_distances$  do
28:      if  $distance \geq multiplier * d_{A_{max}}$  then
29:         $P \leftarrow P \cup$  DISTPARTITION ( $CSet, \tau, \hat{d}$ ) ▷ Recursively repartition current set of tuples
30:         $CSet \leftarrow \phi$ 
31:         $multiplier \leftarrow multiplier + 1$ 
32:       $CSet \leftarrow CSet \cup id$ 
33:    if  $|CSet| > 0$  then
34:       $P \leftarrow P \cup$  DISTPARTITION ( $CSet, \tau, \hat{d}$ ) ▷ Repartition remaining tuples
35:  return  $P$ 

```

Essentially, we need to generate a total of $d * |\mathbf{A}|$ values for each scenario — one for each random variable that corresponds to a correlated attribute of a duplicate. The correlation between any two random variables corresponding to different duplicates of the same attribute $A_i \in \mathbf{A}$ should be equal to the median correlation of every tuple in the partition with t_r w.r.t. A_i . The correlation between any two random variables that correspond to the same duplicate but different attributes $A_i, A_j \in \mathbf{A}$ is specified by the correlation between A_i and A_j . Given these requisite correlations and the histogram estimations of the CDF of each random variable, we can use the NORTA copula method to generate scenarios from the representative.

D PROBABILITY OF THE OPTIMAL PACKAGE BEING SKETCH FEASIBLE

Theorem 6.1 assumes that the optimal package solution to the SPQ of interest is sketch-feasible, as defined prior the theorem. To provide insight into sketch feasibility, we present Theorem D.1, which analyzes the probability of the optimal package being sketch feasible with respect to a given L-CVaR constraint.

THEOREM D.1. *Denote by $x^* = \{x_1^*, \dots, x_n^*\}$ a non-NULL optimal feasible package computed by RCL-SOLVE or STOCHASTIC SKETCHREFINE for a query $Q(S)$ where $S = \{t_1, \dots, t_n\}$, and denote by s the package cardinality. Consider an L-CVaR constraint $\sum_{i=1}^n \text{CVaR}_\alpha(t_i.C)x_i \geq V$ and suppose that*

- (i) $d_p \geq \sum_{i \in I_p} I(x_i^* > 0)$ for each partition p in the sketch S_0 of S , where d_p is the number of duplicate sketch representatives in partition p , I is an indicator function, and I_p is the set of indices for all tuples $t_i \in S$ that lie in partition p ; and
- (ii) the CVaR values (with respect to attribute C) for the tuples in each partition are independently and uniformly distributed around the CVaR value of their representative.

Then the probability of x^* being sketch feasible is

$$1 - \frac{1}{s!} \sum_{k=0}^{\lfloor \frac{s}{2} - \frac{\delta\alpha}{d_C} \rfloor} (-1)^k \binom{s}{k} \left(\frac{s}{2} - \frac{\delta\alpha}{d_C} - k \right)^s,$$

where $\delta = \sum_{i=1}^n \text{CVaR}_\alpha(t_i.C)x_i^* - V$ and d_C is the diameter threshold for C .

PROOF. Suppose a tuple t_i is replaced by $\lambda(t_i)$, a duplicate of their representative in the sketch problem. The diameter constraint dictates that the mean absolute distance between t_i and $\lambda(t_i)$ w.r.t. C is bounded by a threshold d_C , i.e., $\mathbb{E}[|\lambda(t_i.C) - t_i.C|] \leq d_C$. Denoting by E_i the event $\{\lambda(t_i.C) \leq q_\alpha(\lambda(t_i.C))\}$, we have

$$\begin{aligned} \text{CVaR}_\alpha(\lambda(t_i.C)) &= \mathbb{E}[\lambda(t_i.C) \mid E_i] \\ &= \mathbb{E}[t_i.C \mid E_i] - \mathbb{E}[t_i.C - \lambda(t_i.C) \mid E_i] \\ &\geq \mathbb{E}[t_i.C \mid E_i] - \mathbb{E}[|t_i.C - \lambda(t_i.C)| \mid E_i] \\ &= \text{CVaR}_\alpha(t_i.C) - \mathbb{E}[|t_i.C - \lambda(t_i.C)| \mid E_i] \\ &\geq \text{CVaR}_\alpha(t_i.C) - \frac{\mathbb{E}[|t_i.C - \lambda(t_i.C)|]}{\alpha} \\ &\geq \text{CVaR}_\alpha(t_i.C) - \frac{d_C}{\alpha}. \end{aligned}$$

Hence

$$\text{CVaR}_\alpha(t_i.C) - \text{CVaR}_\alpha(\lambda(t_i.C)) \leq \frac{d_C}{\alpha}.$$

Similarly, we can show that

$$\text{CVaR}_\alpha(\lambda(t_i.C)) - \text{CVaR}_\alpha(t_i.C) \leq \frac{d_C}{\alpha},$$

so that

$$|\text{CVaR}_\alpha(\lambda(t_i.C)) - \text{CVaR}_\alpha(t_i.C)| \leq \frac{d_C}{\alpha}.$$

Assumption (ii) implies that

$$\text{CVaR}_\alpha(t_i.C) = \text{CVaR}_\alpha(\lambda(t_i.C)) + \mathcal{U}_i \left[-\frac{d_C}{\alpha}, \frac{d_C}{\alpha} \right],$$

where $\mathcal{U}_i[l, r]$ is an independent sample from the uniform distribution over the interval $[l, r]$. Since, by Assumption (i), every tuple is mapped to a distinct representative (to minimize risk) and since $\delta \geq 0$ by the assumed feasibility of x^* for $Q(S)$, the probability of x^* being feasible with respect to the constraint as defined over S_0 is

$$\begin{aligned} &\mathbb{P} \left(\sum_{i=1}^n \text{CVaR}_\alpha(\lambda(t_i.C))x_i^* \geq V \right) \\ &= \mathbb{P} \left(\sum_{i=1}^n \left(\text{CVaR}_\alpha(t_i.C) + \mathcal{U}_i \left[-\frac{d_C}{\alpha}, \frac{d_C}{\alpha} \right] \right) x_i^* \geq V \right) \\ &= \mathbb{P} \left(\sum_{i=1}^n \text{CVaR}_\alpha(t_i.C)x_i^* + \sum_{i=1}^n \left(2\frac{d_C}{\alpha} \mathcal{U}_i[0, 1] - \frac{d_C}{\alpha} \right) x_i^* \geq V \right) \\ &= \mathbb{P} \left(\sum_{i=1}^n \text{CVaR}_\alpha(t_i.C)x_i^* + 2\frac{d_C}{\alpha} \sum_{i=1}^n \mathcal{U}_i[0, 1]x_i^* - \frac{d_C}{\alpha} \sum_{i=1}^n x_i^* \geq V \right) \\ &= \mathbb{P} \left(V + \delta + 2\frac{d_C}{\alpha} \sum_{i=1}^s \mathcal{U}_i[0, 1] - \frac{d_C s}{\alpha} \geq V \right) \\ &= \mathbb{P} \left(2\frac{d_C}{\alpha} \sum_{i=1}^s \mathcal{U}_i[0, 1] \geq \frac{d_C s}{\alpha} - \delta \right) \\ &= \mathbb{P} \left(\sum_{i=1}^s \mathcal{U}_i[0, 1] \geq \frac{s}{2} - \frac{\delta\alpha}{2d_C} \right) \\ &= 1 - \mathbb{P} \left(\sum_{i=1}^s \mathcal{U}_i[0, 1] \leq \frac{s}{2} - \frac{\delta\alpha}{2d_C} \right) \\ &= 1 - \frac{1}{s!} \sum_{k=0}^{\lfloor \frac{s}{2} - \frac{\delta\alpha}{2d_C} \rfloor} (-1)^k \binom{s}{k} \left(\frac{s}{2} - \frac{\delta\alpha}{2d_C} - k \right)^s \end{aligned}$$

The last line follows from the the Irwin-Hall formula for the CDF of a sum of independent uniform random variables. \square

The result can be trivially modified to find the probability of x^* being sketch-feasible w.r.t. L-CVaR constraints of different formats, and can be used for finding the probability of sketched version of x^* satisfying a deterministic constraint by setting $\alpha = 1$. To find the overall probability of x^* being sketch feasible, we can make a simplifying assumption that the probability of satisfying each constraint is independent of each other, and multiply the probabilities together or, alternatively, use the Bonferroni inequality to derive a conservative probability estimate.

For any feasible package, $\delta \geq 0$ is guaranteed for every constraint. The probability of any constraint being satisfied is the least when $\delta = 0$. In that extremity, the probability of the optimal package being sketch-feasible w.r.t. that constraint is $1/2$, regardless of the value of s . For a query containing C such mutually independent constraints, the probability of the optimal package being sketch-feasible is thus $1/2^C$.

Theorem D.1 assumes that RCL-SOLVE is able to find the optimal package by replacing each risk constraint with an appropriately parameterized L-CVaR constraint. While this is a strong assumption, RCL-SOLVE usually terminates with a package that has an objective value of at least $(1 - \epsilon)\omega^*$. The probability of this package being sketch-feasible can then be derived from Theorem D.1. In the event that this package is indeed sketch-feasible, the objective value of the package produced consequently by STOCHASTIC SKETCHREFINE is lower bounded by the result of Theorem 6.1.

E DETAILS OF THE EXPERIMENTS

E.1 Datasets

We varied the TPC-H dataset for different comparisons as follows:

- To demonstrate scalability over increasing relation sizes, we created different versions of the relation having 20,000, 60,000, 120,000, 300,000, 450,000, 600,000, 1,200,000, 3,000,000, 4,500,000 and 6,000,000 tuples.
- To compare between SUMMARYSEARCH and RCL-SOLVE, we created a dataset consisting on 20,000 randomly selected tuples. To test the effect of increased variances on the approaches, we created alternate versions of the relation where the variances of each tuple were multiplied by factors of 1, 2, 5, 8, 10, 13, 17 and 20.

We varied the portfolio dataset as follows:

- To demonstrate scalability over an increasing number of tuples, we varied the intervals after which stocks could be sold from 3 months to 45 days, 1 month, 15 days, 9 days, 3 days, 1 day and 0.5 days respectively.
- For SUMMARYSEARCH vs RCL-SOLVE, we used the smallest dataset created by restricting the interval after which stocks could be sold to 3 months. To test differing variances, we boosted up the volatility of each stock by factors of 1, 2, 5, 8, 10, 13, 17 and 20.

E.2 Queries

Estimating query hardness. A query is ‘hard’ if the probability of a random package being feasible w.r.t. it is small. We estimate this probability similar to the method introduced in [29]. The probability that a package with s tuples satisfies a constraint of the form $\sum_{i=1}^n A_i x_i \leq V$, where the values of A are normally distributed with mean μ and variance σ^2 , is equivalent to the probability of $\sum_{i=1}^s N(\mu, \sigma^2) \leq V$, or $N(\mu s, \sigma^2 s) \leq V$ according to the central limit theorem. This probability is given by the CDF of the normal distribution $N(\mu s, \sigma^2 s)$ at V . For any given query, we make the simplifying assumption that the probability of each constraint being satisfied is independent of any other constraint being satisfied. Hence, if a query has C constraints C_1, C_2, \dots, C_C with satisfaction probabilities $P(C_1), \dots, P(C_C)$, the probability of the query being

satisfied is $\prod_{i=1}^C P(C_i)$. We define hardness as the negative log likelihood of this probability, i.e., $H(Q) = -\log \prod_{i=1}^C P(C_i)$. Given an SPQ, we first relax it by removing all integrality constraints from it, solve it using RCL-SOLVE and measure the hardness of the ILP that finds a feasible and near-optimal package.

Portfolio Queries:

Q1:

```
SELECT PACKAGE(*) AS P
FROM Stock_Investments_Half
SUCH THAT
COUNT(*) <= 30 AND
SUM(Price) <= 500 AND
SUM(Gain) >= 350 WITH PROBABILITY >= 0.95
MAXIMIZE EXPECTED SUM(Gain)
```

Q2:

```
SELECT PACKAGE(*) AS P
FROM Stock_Investments_Half
SUCH THAT
COUNT(*) <= 30 AND
SUM(Price) <= 1000 AND
SUM(Gain) >= 600 WITH PROBABILITY >= 0.97
MAXIMIZE EXPECTED SUM(Gain)
```

Q3:

```
SELECT PACKAGE(*) AS P
FROM Stock_Investments_Half
SUCH THAT
COUNT(*) <= 30 AND
SUM(Price) <= 1000 AND
SUM(Gain) >= 900 WITH PROBABILITY >= 0.97
MAXIMIZE EXPECTED SUM(Gain)
```

Q4:

```
SELECT PACKAGE(*) AS P
FROM Stock_Investments_Half
SUCH THAT
COUNT(*) <= 30 AND
SUM(Price) <= 1000 AND
SUM(Gain) >= 900 WITH PROBABILITY >= 0.97 AND
SUM(Gain) >= 1000 WITH PROBABILITY >= 0.90
MAXIMIZE EXPECTED SUM(Gain)
```

Q5:

```
SELECT PACKAGE(*) AS P
FROM Stock_Investments_Half
SUCH THAT
COUNT(*) <= 30 AND
SUM(Price) <= 1000 AND
SUM(Gain) >= 900 WITH PROBABILITY >= 0.97 AND
SUM(Gain) >= 1500 WITH PROBABILITY >= 0.90
MAXIMIZE EXPECTED SUM(Gain)
```

TPC-H Queries:

Q1:

```
SELECT PACKAGE(*) AS P
FROM Lineitem_6000000
SUCH THAT
COUNT(*) <= 30 AND
SUM(Tax) <= 0.05 AND
SUM(QUANTITY) <= 20 WITH PROBABILITY >= 0.95 AND
SUM(PRICE) >= 750 WITH PROBABILITY >= 0.90
MAXIMIZE EXPECTED SUM(PRICE)
```

Q2:

```
SELECT PACKAGE(*) AS P
FROM Lineitem_6000000
SUCH THAT
COUNT(*) <= 30 AND
SUM(Tax) <= 0.03 AND
SUM(QUANTITY) <= 10 WITH PROBABILITY >= 0.95 AND
SUM(PRICE) >= 750000 WITH PROBABILITY >=0.95
MAXIMIZE EXPECTED SUM(PRICE)
```

Q3:

```
SELECT PACKAGE(*) AS P
FROM Lineitem_6000000
SUCH THAT
COUNT(*) <= 30 AND
SUM(Tax) <= 0.02 AND
SUM(QUANTITY) <= 8 WITH PROBABILITY >= 0.95 AND
SUM(PRICE) >= 7500000 WITH PROBABILITY >=0.97
MAXIMIZE EXPECTED SUM(PRICE)
```

Q4:

```
SELECT PACKAGE(*) AS P
FROM Lineitem_6000000
SUCH THAT
COUNT(*) <= 30 AND
SUM(Tax) <= 0.02 AND
SUM(QUANTITY) <= 8 WITH PROBABILITY >= 0.98 AND
SUM(PRICE) >= 750000000 WITH PROBABILITY >=0.98
MAXIMIZE EXPECTED SUM(PRICE)
```

Q5:

```
SELECT PACKAGE(*) AS P
FROM Lineitem_6000000
SUCH THAT
COUNT(*) <= 30 AND
SUM(Tax) <= 0.01 AND
SUM(QUANTITY) <= 5 WITH PROBABILITY >= 0.98 AND
SUM(PRICE) >= 1000000000 WITH PROBABILITY >=0.98
MAXIMIZE EXPECTED SUM(PRICE)
```