

Signal Detection in Colored Noise Using the Condition Number of F -Matrices

Tharindu Udupitiya*, Prathapasinghe Dharmawansa†, Saman Atapattu*,
Chintha Tellambura‡ and Mérouane Debbah§

*Department of Electrical and Electronic Engineering, RMIT University, Victoria, Australia

†Centre for Wireless Communications, University of Oulu, Finland

‡Department of Electrical Engineering, University of Alberta, Edmonton, Canada

§KU 6G Research Center, Khalifa University of Science and Technology, Abu Dhabi, UAE

Abstract—Signal detection in colored noise with an unknown covariance matrix has numerous applications across various scientific and engineering disciplines. The analysis focuses on the square of the condition number $\kappa^2(\cdot)$, defined as the ratio of the largest to smallest eigenvalue ($\lambda_{\max}/\lambda_{\min}$) of the whitened sample covariance matrix $\hat{\Psi}$, constructed from p signal-plus-noise samples and n noise-only samples, both m -dimensional. This statistic is denoted as $\kappa^2(\hat{\Psi})$. A finite-dimensional characterization of the false alarm probability for this statistic under the null and alternative hypotheses has been an open problem. Therefore, in this work, we address this by deriving the cumulative distribution function (c.d.f.) of $\kappa^2(\hat{\Psi})$ using the powerful orthogonal polynomial approach in random matrix theory. These c.d.f. expressions have been used to statistically characterize the performance of $\kappa^2(\hat{\Psi})$.

Index Terms—colored noise, condition number, eigenvalue, F -matrix, orthogonal polynomials, receiver operation characteristics (ROC), Wishart distribution.

I. INTRODUCTION

Eigenvalue-based detection of a signal embedded in noise is a fundamental challenge with numerous applications across various fields, including signal processing, wireless communications, radar systems, cognitive radio, bioinformatics and many more [1]–[6]. Among other test statistics, sample eigenvalue (of the sample covariance matrix) based detection has gained prominence recently (e.g., see [4], [4], [7]–[11] and references therein). In this context, the squared condition number (SCN), $\kappa^2(\cdot)$, has been popular due to its scale invariance property [8], [12]–[16]. The detectors which exploit this property are commonly known as blind detectors [8], [12]. In the typical Gaussian signal scenario with white noise and multiple detecting sensors, this involves using the ratio of the largest to the smallest eigenvalue of a Wishart matrix with a spiked covariance structure [17]–[20].

Notwithstanding the above facts, colored noise (or correlated noise) naturally arises in numerous applications [3], [6], [21], [22]. In such cases, capitalizing on the assumption that the availability of noise-only sample covariance matrix (i.e., computed using the secondary data), the SCN of whitened signal-plus-noise sample covariance matrix can be employed. In this respect, the authors in [3], [6], [9] introduced a framework that utilizes the generalized eigenvalues of this whitened signal-plus-noise covariance matrix for detection. The assumption of the availability of noise-only sample covariance matrix is realistic in many practical scenarios as delineated in [6], [22]–[24].

The statistical characteristics of the SCN as a test statistic has been thoroughly investigated for applications involving white noise [8], [12]. To be precise, in such situations, the quality of interest is the squared condition number of either a correlated central or non-central Wishart matrix [12], [13], [15], [16], [25], [26]. However, a little or no information has been reported in the literature pertaining to the statistics of the SCN of a whitened-sample covariance matrix. To be specific, under the Gaussian setting, this amounts to statistical characterization of the SCN of a Fisher (a.k.a. F -matrix) matrix. In this paper, we tackle the problem of determining the distribution of the SCN of an F -matrix.

Here, we have utilized an orthogonal polynomial approach due to Mehta [27] to derive an exact expression for the distribution of the SCN. To be precise, we derive the cumulative distribution function (c.d.f.) of the SCN for correlated and uncorrelated F -matrices. In this respect, our c.d.f. expression for the SCN of a correlated F -matrix is valid only when the underlying component matrices are square. In contrast, the new c.d.f. expression corresponding to the SCN of an uncorrelated F -matrix depends on the component matrix dimensions through their relative magnitude differences but not on their individual magnitudes. This, in turn, makes our new expressions numerically efficient when those differences are small. Subsequently, we use these new expressions to analyze the performance of the SCN based detector. It turns out that the SCN has the so-called constant false alarm rate (CFAR) property. Moreover, we could analytically determine the ROC profile corresponding to a scenario where all the constituent matrices are square. To our knowledge, these results are the first exact statistical results of the SCN of F -matrices.

Notation: A complex Wishart matrix $\mathbf{W} \in \mathbb{C}^{m \times m}$ with n degrees of freedom and covariance matrix Σ is denoted $\mathbf{W} \sim \mathcal{CW}_m(n, \Sigma)$ for $n \geq m$. The superscript $(\cdot)^\dagger$ denotes the Hermitian transpose, and $\det(\cdot)$ indicates the determinant of a matrix. The $m \times m$ identity matrix is \mathbf{I}_m , and the Euclidean norm of vector \mathbf{w} is $\|\mathbf{w}\|$. Additionally, we use notation to represent the determinant of an $n \times n$ block matrix compactly.

$$\det [a_{i,j} \quad b_{i,k}]_{\substack{i=1,2,\dots,\alpha+\beta \\ j=1,2,\dots,\alpha \\ k=\alpha+1,\dots,\alpha+\beta}} = \begin{vmatrix} a_{1,1} & \cdots & a_{1,\alpha} & b_{1,\alpha+1} & \cdots & b_{1,\alpha+\beta} \\ \vdots & \ddots & \vdots & \vdots & \ddots & \vdots \\ a_{\alpha+\beta,1} & \cdots & a_{\alpha+\beta,\alpha} & b_{\alpha+\beta,\alpha+1} & \cdots & b_{\alpha+\beta,\alpha+\beta} \end{vmatrix}$$

II. SYSTEM MODEL AND PROBLEM FORMULATION

Consider a generic signal detection problem in colored Gaussian noise, where noise-only samples are available for whitening the detected signal samples. The classical signal detection problem can be formulated as the following hypothesis testing problem where $\mathbf{x}[k]$, $\mathbf{y}[k]$ and $\mathbf{n}[k]$ represent m -dimensional complex vectors [3], [6], [22].

$$\begin{aligned} \mathcal{H}_0 : & \begin{cases} \mathbf{x}[k] = \mathbf{n}[k] & ; k = 1, \dots, p \\ \mathbf{y}[\ell] = \mathbf{n}[p + \ell] & ; \ell = 1, \dots, n \end{cases} \\ \mathcal{H}_1 : & \begin{cases} \mathbf{x}[k] = \sqrt{\rho}\mathbf{h}s + \mathbf{n}[k] & ; k = 1, \dots, p \\ \mathbf{y}[\ell] = \mathbf{n}[p + \ell] & ; \ell = 1, \dots, n \end{cases} \end{aligned} \quad (1)$$

where $s \sim \mathcal{CN}(0, 1)$ is the transmitted signal, $\mathbf{h} \in \mathbb{C}^m$ is a non-random vector, $\mathbf{n} \sim \mathcal{CN}_m(\mathbf{0}, \mathbf{\Sigma})$ denotes the colored noise with the covariance $\mathbf{\Sigma} \in \mathbb{C}^{m \times m}$, p is the number of plausible signal-plus-noise of samples, n denotes the noise-only samples, and ρ is the power of the transmitted signal. Moreover, it is assumed that the noise covariance matrix $\mathbf{\Sigma}$ is unknown at the detector.

Noting that the population covariance matrix of \mathbf{x} given by $\mathbf{S} = \rho\mathbf{h}\mathbf{h}^\dagger + \mathbf{\Sigma}$ takes up two structures depending on the availability of a signal, we may write

$$\mathbf{S} = \begin{cases} \mathbf{\Sigma} & \text{Signal is absent} \\ \rho\mathbf{h}\mathbf{h}^\dagger + \mathbf{\Sigma} & \text{Signal is present.} \end{cases} \quad (2)$$

If the signal-plus-noise covariance matrix \mathbf{S} and the noise covariance matrix $\mathbf{\Sigma}$ were known, it would be possible to compute the matrix in rank-one perturbation of the identity form as

$$\mathbf{\Psi} = \mathbf{\Sigma}^{-1}\mathbf{S} = \rho\mathbf{\Sigma}^{-1}\mathbf{h}\mathbf{h}^\dagger + \mathbf{I}$$

the maximum and minimum eigenvalues of which deviate from each other depending on the availability of a signal. Dwelling on the above observation, the authors in [3], [6], [9] have proposed to use the extreme eigenvalues of $\mathbf{\Psi}$ to detect a signal. In this respect, among the other test statistics based on the eigenvalues of $\mathbf{\Psi}$, the SCN $\lambda_{\max}/\lambda_{\min}$ has gained prominence due to its CFAR property [8], [12].

In most practical scenarios, the matrices $\mathbf{\Sigma}$ and \mathbf{S} are unknown. To address this issue, following (1), we may write the corresponding *sample estimates* as

$$\hat{\mathbf{\Sigma}} = \frac{1}{n} \sum_{\ell=1}^n \mathbf{y}[\ell]\mathbf{y}[\ell]^\dagger, \quad \hat{\mathbf{S}} = \frac{1}{p} \sum_{k=1}^p \mathbf{x}[k]\mathbf{x}[k]^\dagger.$$

We assume that $n, p \geq m$, which ensures that both \mathbf{R} and \mathbf{S} are positive definite with probability 1 [28]. Consequently, we consider the SCN of the matrix $\hat{\mathbf{\Psi}} = \hat{\mathbf{\Sigma}}^{-1}\hat{\mathbf{S}}$ denoted by

$$\kappa^2(\hat{\mathbf{\Psi}}) = \frac{\lambda_{\max}(\hat{\mathbf{\Psi}})}{\lambda_{\min}(\hat{\mathbf{\Psi}})} \quad (3)$$

as the test static of our interest. Therefore, in order to asses the performance of the proposed test statistic, we need to statistically characterize $\kappa^2(\hat{\mathbf{\Psi}})$. To this end, we need the

distributional characteristics of the component matrices. As such, we have

$$\begin{aligned} \mathcal{H}_0 : & \begin{cases} p\hat{\mathbf{S}} \sim \mathcal{CW}_m(p, \mathbf{\Sigma}) \\ n\hat{\mathbf{\Sigma}} \sim \mathcal{CW}_m(n, \mathbf{\Sigma}) \end{cases} \\ \mathcal{H}_1 : & \begin{cases} p\hat{\mathbf{S}} \sim \mathcal{CW}_m(p, \mathbf{\Sigma} + \rho\mathbf{h}\mathbf{h}^\dagger) \\ n\hat{\mathbf{\Sigma}} \sim \mathcal{CW}_m(n, \mathbf{\Sigma}) \end{cases} \end{aligned}$$

Since the eigenvalues of $\hat{\mathbf{\Psi}}$ remain unchanged under the transformations $\hat{\mathbf{\Sigma}} \rightarrow \mathbf{\Sigma}^{-1/2}\hat{\mathbf{\Sigma}}\mathbf{\Sigma}^{-1/2}$ and $\hat{\mathbf{S}} \rightarrow \mathbf{\Sigma}^{-1/2}\hat{\mathbf{S}}\mathbf{\Sigma}^{-1/2}$, we may alternatively write

$$\mathcal{H}_0 : \begin{cases} p\hat{\mathbf{S}} \sim \mathcal{CW}_m(p, \mathbf{I}_m) \\ n\hat{\mathbf{\Sigma}} \sim \mathcal{CW}_m(n, \mathbf{I}_m) \end{cases} \quad (4)$$

$$\mathcal{H}_1 : \begin{cases} p\hat{\mathbf{S}} \sim \mathcal{CW}_m(p, \mathbf{I}_m + \gamma\mathbf{v}\mathbf{v}^\dagger) \\ n\hat{\mathbf{\Sigma}} \sim \mathcal{CW}_m(n, \mathbf{I}_m) \end{cases} \quad (5)$$

where $\mathbf{v} = \rho\mathbf{\Sigma}^{-1/2}\mathbf{h}/\|\mathbf{\Sigma}^{-1/2}\mathbf{h}\|$ is a unit-vector and $\gamma = \rho\mathbf{h}^\dagger\mathbf{\Sigma}^{-1}\mathbf{h}/\sigma^2$ is the equivalent signal-to-noise-ratio. Under the above setting, the matrix $\hat{\mathbf{\Sigma}}$ is referred to as F -matrix having a matrix variate F -distribution [9], [10].

To evaluate the performance of this condition number-based detector, we must calculate the detection and false alarm probabilities given by

$$P_F(\mu_{\text{th}}) = \Pr(\kappa^2(\hat{\mathbf{\Psi}}) > \mu_{\text{th}} \mid \mathcal{H}_1) \quad (6)$$

and

$$P_D(\gamma, \mu_{\text{th}}) = \Pr(\kappa^2(\hat{\mathbf{\Psi}}) > \mu_{\text{th}} \mid \mathcal{H}_0) \quad (7)$$

respectively. Here μ_{th} is the threshold corresponding to a small pre-defined false alarm rate α given by $\mu_{\text{th}} = P_F^{-1}(\alpha)$. Clearly, as per (4), under the null, the c.d.f. of $\kappa^2(\hat{\mathbf{\Psi}})$ does not depend on the unknown parameters, thereby establishing the CFAR property of our detector. Notwithstanding the above observation, we need to determine the c.d.f.s of $\kappa^2(\hat{\mathbf{\Psi}})$ under the both hypotheses in order to asses the performance, which is the focus of the following section.

III. C.D.F OF THE CONDITION NUMBER $\kappa^2(\hat{\mathbf{\Psi}})$

Before moving forward, we present a few key results related to the joint eigenvalue distribution of an F -matrix. Since $\kappa^2(\hat{\mathbf{\Psi}})$ is scale invariant, it is sufficient to consider the squared condition number corresponding to unscaled Wishart matrices.

A. Preliminaries

Definition 1: Let $\mathbf{W}_1 \sim \mathcal{W}_m(p, \mathbf{I}_m)$ and $\mathbf{W}_2 \sim \mathcal{W}_m(n, \mathbf{I}_m)$ be two independent Wishart matrices with $p, n \geq m$. Then the joint density of the ordered eigenvalues, $\lambda_1 < \lambda_2 < \dots < \lambda_m$, of $\mathbf{W}_1\mathbf{W}_2^{-1}$ is given by [29]

$$f_0(\lambda_1, \dots, \lambda_m) = \mathcal{K}_{m,n,p} \prod_{j=1}^m \frac{\lambda_j^{p-m}}{(1 + \lambda_j)^{p+m}} \Delta_m^2(\boldsymbol{\lambda}) \quad (8)$$

where $\Delta_m(\boldsymbol{\lambda}) = \prod_{1 \leq i < j \leq m} (\lambda_j - \lambda_i)$, is the Vandermonde determinant and $\mathcal{K}_{m,n,p} = \frac{\pi^{m(m-1)} \tilde{\Gamma}_m(n+p)}{\tilde{\Gamma}_m(m) \tilde{\Gamma}_m(n) \tilde{\Gamma}_m(p)}$ with the

complex multivariate Gamma function is written in terms of the classical gamma function $\Gamma(\cdot)$ as $\tilde{\Gamma}_m(n) = \pi^{\frac{1}{2}m(m-1)} \prod_{j=1}^m \Gamma(n-j+1)$.

Definition 2: Let $\mathbf{W}_1 \sim \mathcal{W}_m(p, \mathbf{I}_m + \gamma \mathbf{v}\mathbf{v}^\dagger)$ and $\mathbf{W}_2 \sim \mathcal{W}_m(n, \mathbf{I}_m)$ be two independent Wishart matrices with $p, n \geq m$. Then the joint density of the ordered eigenvalues $\lambda_1 < \lambda_2 < \dots < \lambda_m$, of $\mathbf{W}_1 \mathbf{W}_2^{-1}$ is given by [3]

$$f_1(\lambda_1, \dots, \lambda_m) = \frac{\tilde{\mathcal{K}}_{m,n,p}}{\gamma^{m-1}(1+\gamma)^{p+1-m}} \prod_{j=1}^m \frac{\lambda_j^{p-m} \Delta_m^2(\boldsymbol{\lambda})}{(1+\lambda_j)^{p+n-1}} \times \sum_{k=1}^m \frac{(1+\lambda_k)^{p+n-1}}{\prod_{\substack{j=1 \\ j \neq k}}^m (\lambda_k - \lambda_j) \left(1 + \frac{\lambda_k}{\gamma+1}\right)^{p+n+1-m}} \quad (9)$$

where $\tilde{\mathcal{K}}_{m,n,p} = \frac{(m-1)!(p+n-m)!}{(p+n-1)!} \mathcal{K}_{m,n,p}$.

B. Finite Dimensional Analysis of the C.D.F

By definition, the c.d.f. of $\kappa^2(\hat{\Psi})$ is given, for $i = 0, 1$, by

$$F_{\kappa^2(\hat{\Psi})}(t) = \Pr \left\{ \kappa^2(\hat{\Psi}) \leq t \right\} = \Pr \left\{ \lambda_m \leq t \lambda_1 \right\} \quad (10)$$

$$= \int_{\lambda_1 < \lambda_2 < \dots < \lambda_m < t \lambda_1} f_i(\lambda_1, \dots, \lambda_m) d\lambda_1 \dots d\lambda_m.$$

The evaluation of the above multiple integral is technically challenging both due to the nature of the integrand and the ordered region of integration. This complexity precludes the researchers from obtaining an exact expression for the c.d.f. based on frequently used random matrix theory techniques (e.g., Cauchy-Binet type formulas). Therefore, to the best of the authors' knowledge, no expression exists for the c.d.f. of $\kappa^2(\hat{\Psi})$ corresponding to F -matrices in the literature. To bridge this gap, in what follows, we exploit powerful orthogonal polynomial approach due to Mehta [27] to evaluate the above multiple integral. Nevertheless, this technique also has its own limitations. For instance, we could derive simple closed-form solutions, both under the null and the alternative, corresponding to the case $m = n = p$. Apart from that, a closed form solution, under the null, has been obtained for $m = n$ scenario. Since the equality $m = n$ marginally grants the non-singularity (hence invertibility) of $\boldsymbol{\Sigma}$, it dictates a performance lower bound on the detector. To further clarify on the above issues, the following theorem gives the c.d.f. of the squared condition number under the null hypothesis

Theorem 1: Let $\mathbf{W}_1 \sim \mathcal{W}_m(p, \mathbf{I}_m)$ and $\mathbf{W}_2 \sim \mathcal{W}_m(n, \mathbf{I}_m)$ be two independent Wishart matrices with $p, n \geq m$. Then the c.d.f. of $\kappa^2(\hat{\Psi})$ of $\mathbf{W}_1 \mathbf{W}_2^{-1}$, for $t > 1$, is given by

$$F_{\kappa^2(\hat{\Psi})}^{(\alpha, \beta)}(t; \mathcal{H}_0) = K_m(\alpha, \beta) (t-1)^{m(\beta+m)-\alpha-\beta-1} \times \int_0^\infty \frac{\prod_{k=1}^\alpha \mathcal{Q}_{jk}(t, y) \prod_{\ell=1}^\beta \mathcal{Q}_{j\ell}\left(\frac{1}{t}, \frac{1}{y}\right)}{(y+1)^{\tau+1} (ty+1)^{\tau-\alpha-\beta-1}} y^{\tau-\alpha-1} dy$$

where $K_m(\alpha, \beta)$ and $\mathcal{Q}_{jk}(t, y)$ are given by (11) and (12) respectively, $\mathcal{U}_{i,k}(m, \alpha, \beta)$ and $\mathcal{V}_{i,\ell}(m, \alpha, \beta)$ are defined as

$\mathcal{U}_{i,k}(m, \alpha, \beta) = (m+k+1+j_k)_{i-1} (m+i-k-j_k)_{\alpha+\beta-i}$ and $\mathcal{V}_{i,\ell}(m, \alpha, \beta) = (m+\ell-\alpha+1+j_\ell)_{i-1} (m+i-\ell+\alpha-j_\ell)_{\alpha+\beta-i}$ with $n-m = \alpha$, $p-m = \beta$ and $\tau = (m+\alpha)(m+\beta)$. Here the notation $(a)_k = a(a+1)\dots(a+k-1)$ with $(a)_0 = 1$ represents the Pochhammer symbol.

Proof: See Appendix A.

The above representation of the c.d.f. is particularly useful when the difference between n and m (also p and m) is small (i.e., α and β are small) irrespective of their individual magnitudes. This key feature is one the consequences of the powerful orthogonal polynomial approach that we have advocated in this paper. Although a general solution to the integral in Theorem 1 seems intractable, it admits simple closed-form expressions for certain special configurations of m, n , and p as shown in the following corollaries.

Corollary 1.1: For $\alpha = 0$ (i.e., $m = n$), subject to the constraint $(p-m)(p+m-1) < 2mp$, the c.d.f. given in Theorem 1 degenerates to

$$F_{\kappa^2(\hat{\Psi})}^{(0, \beta)}(t; \mathcal{H}_0) = \tilde{K}_m(\beta) \sum_{j_1=0}^{(m+\beta-2)} \sum_{j_2=0}^{(m+\beta-3)} \dots \sum_{j_\beta=0}^{(m-1)} \prod_{\ell=1}^\beta \mathcal{G}_\ell(j_\ell) \times B\left(\nu, \sum_{\ell=1}^\beta j_\ell - \nu + \beta\right) (-t)^{\sum_{\ell=1}^\beta j_\ell} (t-1)^{\nu - \sum_{\ell=1}^\beta j_\ell - \beta - 1} \times {}_2F_1\left(\nu - \beta - 1, \nu; 2\nu - \beta - \sum_{\ell=1}^\beta j_\ell; 1-t\right), \quad t > 1 \quad (16)$$

where ${}_2F_1(\cdot)$ is the Gauss hypergeometric function [30], $B(\cdot, \cdot)$ denotes the Beta function. Here $\tilde{K}_m(\beta)$ is defined in (13) with $\mathcal{G}_\ell(p) = \frac{(m+\ell+p)!}{p!(\ell)_p [(\ell-1)!]^2 (m+\beta-\ell-1-p)!}$ and $\nu = m(\beta+m)$.

A comment on the constraint $(p-m)(p+m-1) < 2mp$ is in order now. As such, it gives $m > \sqrt{0.5\beta(\beta-1)}$, which further facilitates the convergence of term-by-term integration of the integral in Theorem 1. However, such restriction is not warranted when α and β are zero simultaneously as shown in the following corollary.

Corollary 1.2: For $\alpha = 0$ and $\beta = 0$ (i.e., $m = n = p$), the c.d.f. given in Theorem 1 degenerates, for $t > 1$, to

$$F_{\kappa^2(\hat{\Psi})}^{(0,0)}(t; \mathcal{H}_0) = m^2 \mathbf{B}(m^2, m^2) (t-1)^{m^2-1} \times {}_2F_1(m^2, m^2-1; 2m^2; 1-t) \quad (17)$$

Now, let us focus on the statistical characterization of κ under the alternative hypothesis. Although, a general c.d.f. expression, under the alternative, seems intractable, a closed-form expression is possible for the particular configuration of $m = n = p$ as shown in the following theorem.

Theorem 2: Let $\mathbf{W}_1 \sim \mathcal{W}_m(m, \mathbf{I}_m + \gamma \mathbf{v}\mathbf{v}^H)$ and $\mathbf{W}_2 \sim \mathcal{W}_m(m, \mathbf{I}_m)$ be two independent Wishart matrices. Then the c.d.f. of $\kappa^2(\hat{\Psi})$ of $\mathbf{W}_1 \mathbf{W}_2^{-1}$ is given by

$$F_{\kappa^2(\hat{\Psi})}^{(0,0)}(t; \mathcal{H}_1) = \mathcal{I}_m^A(t) + \mathcal{I}_m^B(t), \quad t > 1 \quad (18)$$

where $\mathcal{I}_m^A(t)$ and $\mathcal{I}_m^B(t)$ are defined by (14) and (15), respectively. Moreover, $\tilde{m} = m^2 - m + 1$ and $F_1(\cdot)$ denotes the

$$K_m(\alpha, \beta) = \frac{(-1)^{\beta(\alpha+m-1)} 2^{\alpha(m+\beta)} \mathcal{K}(m, n, p)}{(m-1)!} \prod_{i=1}^{\alpha} \frac{(m+i)!}{[(i-1)!]^2 (m+\alpha+\beta-i-1)!} \prod_{j=1}^{\beta} \frac{(m+j)!}{[(j-1)!]^2 (m+\alpha+\beta-j-1)!} \\ \times \prod_{i=1}^{\alpha+\beta} \frac{[(m-2+i)!]^2}{(2m+2i-2)!} \prod_{j=0}^{m-2} \frac{j!(j+1)!(j+2)!}{(m+j+1)!} \det [\mathcal{U}_{i,k}(m, \alpha, \beta) \quad \mathcal{V}_{i,\ell}(m, \alpha, \beta)]_{\substack{i=1,2,\dots,\alpha+\beta \\ k=1,2,\dots,\alpha \\ \ell=\alpha+1,\alpha+2,\dots,\alpha+\beta}} \quad (11)$$

$$\mathcal{Q}_{j_k}(t, y) = \sum_{j_k=0}^{m+\alpha+\beta-k-1} \frac{(m+1+k)_{j_k}}{j_k!(k)_{j_k}} (-m+\alpha+\beta-k-1)_{j_k} \left[\frac{-(y+1)}{y(t-1)} \right]^{j_k} \quad (12)$$

$$\tilde{K}_m(\beta) = \frac{(-1)^{\beta(m-1)} \mathcal{K}(m, m, p)}{(m-1)!} \prod_{i=1}^{\beta} \frac{[(m-2+i)!]^2}{(2m+2i-2)!} \prod_{j=0}^{m-2} \frac{j!(j+1)!(j+2)!}{(m+j+1)!} \det [\mathcal{V}_{i,\ell}(m, 0, \beta)]_{\substack{i=1,2,\dots,\beta \\ \ell=1,2,\dots,\beta}} \quad (13)$$

$$\mathcal{I}_m^A(t) = \frac{(-1)^{m-1} m}{\gamma^{m-1} (1+\gamma)^{(m-1)^2}} \left(1 - \frac{1}{t}\right)^{\tilde{m}-1} \mathbf{B}(\tilde{m}, \tilde{m}) F_1 \left(\tilde{m}; \tilde{m}-1, (m-1)^2; 2\tilde{m}; 1 - \frac{1}{t(\gamma+1)}, \frac{\gamma}{\gamma+1} \right) \quad (14)$$

$$\mathcal{I}_m^B(t) = m \sum_{k=0}^{m-2} \frac{(-1)^k (m+k)!}{k!} \sum_{j=0}^{m-2-k} \frac{(j+1)(t-1)^{\tilde{m}-1+j}}{(k+2+j)!(m-k-2-j)!} \sum_{\ell=0}^{\infty} \frac{(m-1)_{\ell}}{\ell!} \frac{\gamma^{\ell+j-m+1}}{(1+\gamma)^{\ell+j+1}} \\ \times B(\tilde{m}+j, \tilde{m}+j+\ell) F_1 \left(\tilde{m}+j+\ell; \tilde{m}-3, (j+2); 2(\tilde{m}+j)+\ell; (t-1), \left(1 - \frac{t}{\gamma+1}\right) \right) \quad (15)$$

Appell hypergeometric function [30] therein.

Proof: See Appendix B

IV. PERFORMANCE ANALYSIS OF THE DETECTOR

Here, we utilize the previously derived c.d.f. results to investigate the proposed detector. As such, we may use (6) and Theorem 1 to express the false alarm rate as

$$P_F^{(\alpha,\beta)}(\mu_{\text{th}}) = 1 - F_{\kappa^2(\hat{\Psi})}^{(\alpha,\beta)}(\mu_{\text{th}}; \mathcal{H}_0) \quad (19)$$

from which we can determine the threshold corresponding to an arbitrary false alarm rate. Since the detector possesses the CFAR property, the calculated threshold is independent of the unknown system parameters. This is further illustrated in Fig. 1, where the theoretically evaluated $P_F(\mu_{\text{th}})$ is compared with simulated values across various system configurations.

Notwithstanding the above facts, for a general system configuration, the power of the test $P_D(\gamma, \mu_{\text{th}})$ cannot be expressed analytically, as we have shown in the previous section. However, for the special configuration of $n = m = p$, following Theorem 2, the detection probability can be written as

$$P_D^{(0,0)}(\gamma, \mu_{\text{th}}) = 1 - F_{\kappa^2(\hat{\Psi})}^{(0,0)}(\mu_{\text{th}}; \mathcal{H}_1). \quad (20)$$

Since the corresponding false alarm rate can be written as $P_F^{(0,0)}(\mu_{\text{th}}) = 1 - F_{\kappa^2(\hat{\Psi})}^{(0,0)}(\mu_{\text{th}}; \mathcal{H}_0)$, in principle, we can obtain the ROC profile by simply eliminating the μ_{th} dependency. This is further illustrated in Fig. 2, which depicts the ROC profiles for various values of m when $m = n = p$. As shown

in the figure, under this setting, increasing m does not have a positive influence on the power of the test.

Another important characteristic of scale invariance of the proposed test static makes it robust to plausible estimation errors. For instance, in certain practical settings, the plausible signal-plus-noise sample estimation may be perturbed by certain errors. In such situations, it is reasonable to model the distribution of $\hat{\mathbf{S}}$, under the null, as $p\hat{\mathbf{S}}_{\epsilon} \sim \mathcal{CW}_m(p, (1+\epsilon)\mathbf{\Sigma})$, where $\epsilon \geq 0$. Against this backdrop, the F -matrix of our interest turns out to admit the form $\hat{\Psi}_{\epsilon} = (1+\epsilon)^{-1}\hat{\Psi}$. Since the squared condition number is scale invariant, we have $\kappa^2(\hat{\Psi}) = \kappa^2(\hat{\Psi}_{\epsilon})$, thereby verifying the robustness of the test statistic to plausible errors. Nevertheless, other popular test statistics, such as the leading eigenvalue, which is uniformly better in the absence of plausible errors, do not have the CFAR property. This stems from the fact that $\lambda_{\max}(\hat{\Psi}_{\epsilon}) = \lambda_{\max}(\hat{\Psi})/(1+\epsilon)$. This is further highlighted in Fig. 3. As we can observe from the figure, the SCN demonstrate the CFAR property, whereas λ_{\max} does not.

V. CONCLUSION

This paper investigates the signal detection problem in colored noise using the SCN as a test statistic. In particular, we have statistically characterized the SCN by deriving the exact c.d.f. expression under the null. To this end, we have utilized the powerful orthogonal polynomial approach advocated in the random matrix theory literature. This expression depends on m, n , and p through their differences (i.e., $n-m$ and $p-m$). However, under the alternative, an exact c.d.f. is only tractable for the special configuration $m = n = p$. Subsequently, we

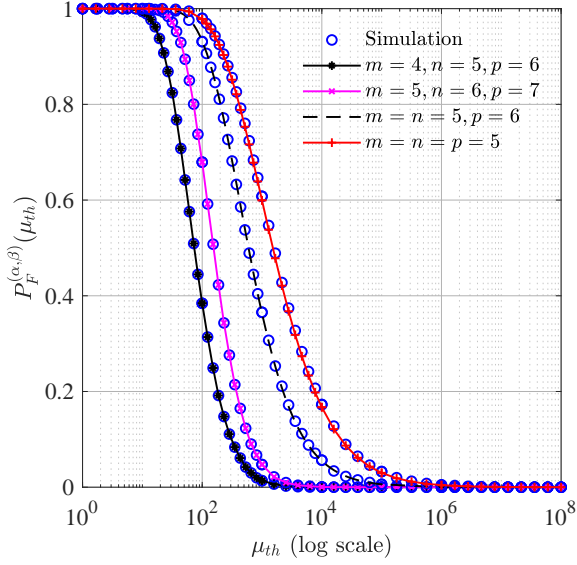


Fig. 1: Comparison of theoretical and simulated $P_F^{(\alpha, \beta)}(\mu_{th})$ for various m, n, p values.

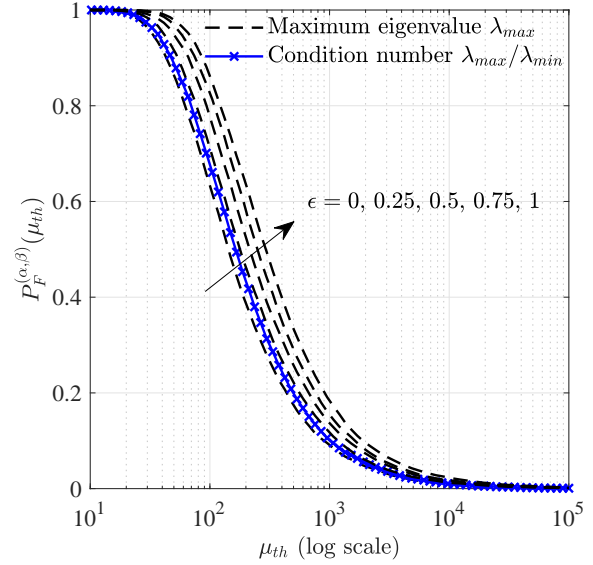


Fig. 3: The effect of estimation error on the SCN and λ_{max} for $m = n = 10$ and $p = 14$.

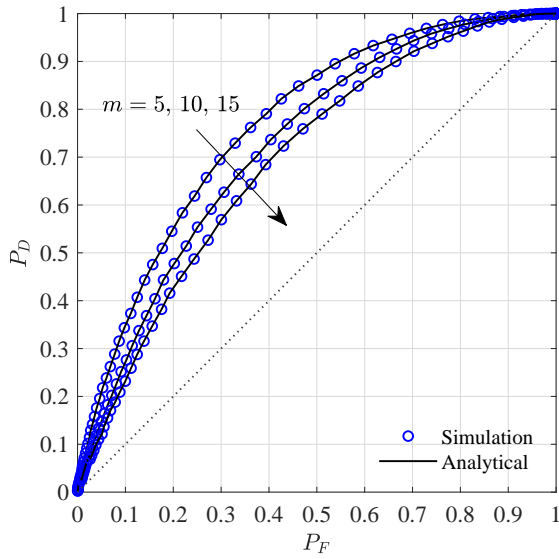


Fig. 2: ROC comparison of $\kappa^2(\hat{\Psi})$ under \mathcal{H}_0 for $m = n = p$.

used these c.d.f.s to analyze the performance of the SCN detector.

APPENDIX A

The multiple integral in (10) can be rewritten, keeping the integration with respect to λ_1 last, as

$$\begin{aligned}
 & F_{\kappa^2(\hat{\Psi})}(t) \\
 &= \int_0^\infty \int_{\lambda_1 < \lambda_2 < \dots < \lambda_m < t\lambda_1} f_0(\lambda_1, \lambda_2, \dots, \lambda_m) d\lambda_2 \dots d\lambda_m d\lambda_1.
 \end{aligned} \tag{21}$$

By exploiting the symmetry among terms $\lambda_2, \lambda_3 \dots \lambda_m$, the region of integration for \mathcal{H}_0 in (21) can be rearranged as an unordered region to yield

$$\begin{aligned}
 & F_{\kappa^2(\hat{\Psi})}^{(\alpha, \beta)}(t; \mathcal{H}_0) \\
 &= \frac{1}{(m-1)!} \int_0^\infty \int_{(\lambda_1, t\lambda_1)^{m-1}} f_0(\lambda_1, \dots, \lambda_m) d\lambda d\lambda_1
 \end{aligned}$$

here $[\lambda_1, t\lambda_1]^{m-1} = [\lambda_1, t\lambda_1] \otimes [\lambda_1, t\lambda_1] \otimes \dots \otimes [\lambda_1, t\lambda_1]$ with \otimes representing the Cartesian product and $d\lambda = \prod_{i=2}^m d\lambda_i$. It is noteworthy that the range of integration is different for λ_1 than the rest of the eigenvalues. Therefore, by isolating the λ_1 component from the rest and relabeling the variables as $\lambda_1 = y, \lambda_j = z_{j-1}, j = 2, 3, \dots, m$, we obtain

$$\begin{aligned}
 & F_{\kappa^2(\hat{\Psi})}^{(\alpha, \beta)}(t; \mathcal{H}_0) = \frac{\mathcal{K}_{m, n, p}}{(m-1)!} \int_0^\infty \int_{[y, ty]^{m-1}} \frac{y^{p-m}}{(1+y)^{p+n}} \\
 & \quad \times \prod_{j=1}^{m-1} \frac{z_j^{p-m}}{(1+z_j)^{p+n}} (y-z_j)^2 \Delta_{m-1}^2(z) dz dy
 \end{aligned}$$

where $\mathbf{z} \in \mathbb{R}^{m-1}$. Consequently, we apply the variable transformations $u_j = \frac{z_j}{z_j+1}, j = 1, 2, \dots, m-1$, in to the above multiple integral with some algebraic manipulation to yield

$$\begin{aligned}
 & F_{\kappa^2(\hat{\Psi})}^{(\alpha, \beta)}(t; \mathcal{H}_0) = \frac{\mathcal{K}_{m, n, p}}{(m-1)!} \int_0^\infty \frac{y^{p-m}}{(1+y)^{p+n-2(m-1)}} \\
 & \quad \times \int_{[\ell_\ell, \ell_u]^{m-1}} \prod_{j=1}^{m-1} u_j^{p-m} (1-u_j)^{n-m} \\
 & \quad \times \left(\frac{y}{(1+y)} - u_j \right)^2 \Delta_{m-1}^2(\mathbf{u}) d\mathbf{u} dy
 \end{aligned} \tag{22}$$

where $\ell_\ell = \frac{y}{y+1}$ and $u_j = \frac{ty}{ty+1} = \ell_u$. Now it is convenient to make the region of integration $(-1, 1)$ for the inner $(m-1)$ -fold integral. Subsequently, we may use the orthogonal polynomial techniques used in [3] with some tedious algebraic manipulations to arrive at Theorem 1.

APPENDIX B

Keeping in mind that the region of integration corresponding to λ_1 differs from the rest and $m = n = p$, we may decompose the integrand in (9) to yield

$$f_1(\lambda_1, \lambda_2, \dots, \lambda_m) = \frac{\tilde{\mathcal{K}}(m)}{\gamma^{m-1}(1+\gamma)} \frac{\Delta_{m-1}^2(\boldsymbol{\lambda})}{(1+\lambda_1)^{2m-1}} \\ \times \prod_{j=2}^m \frac{(\lambda_1 - \lambda_j)^2}{(1+\lambda_j)^{2m-1}} \left(\frac{(1+\lambda_1)^{2m-1}}{\prod_{j=2}^m (\lambda_1 - \lambda_j) \left(1 + \frac{\lambda_1}{\gamma+1}\right)^{m+1}} \right. \\ \left. + \sum_{k=2}^m \frac{(1+\lambda_k)^{2m-1}}{\prod_{\substack{j=1 \\ j \neq k}}^m (\lambda_k - \lambda_j) \left(1 + \frac{\lambda_k}{\gamma+1}\right)^{m+1}} \right)$$

where we have used the decomposition $\Delta_m^2(x) = \prod_{j=2}^m (x_1 - x_j)^2 \Delta_{m-1}^2(x)$. Consequently, we may exploit the symmetry to rewrite the multiple integral in (10) as

$$F_{\kappa^2(\hat{\Psi})}^{(0,0)}(t; \mathcal{H}_1) = \mathcal{I}_m^A(t) + \mathcal{I}_m^B(t) \quad (23)$$

where

$$\mathcal{I}_m^A(t) = \frac{\mathcal{K}_m(\gamma)}{(m-1)!} \\ \times \int_0^\infty \int_{[\lambda_1, t\lambda_1]^{m-1}} \prod_{j=2}^m \frac{(\lambda_1 - \lambda_j) \Delta_{m-1}^2(\boldsymbol{\lambda})}{(1+\lambda_j)^{2m-1} \left(1 + \frac{\lambda_1}{\gamma+1}\right)^{m+1}} d\boldsymbol{\lambda} d\lambda_1$$

and

$$\mathcal{I}_m^B(t) = \frac{\mathcal{K}_m(\gamma)}{(m-2)!} \int_0^\infty \int_{[\lambda_1, t\lambda_1]^{m-1}} \frac{\Delta_{m-1}^2(\boldsymbol{\lambda})}{(1+\lambda_1)^{2m-1}} \\ \times \frac{(\lambda_2 - \lambda_1)}{\left(1 + \frac{\lambda_2}{\gamma+1}\right)^{m+1}} \prod_{j=3}^m \frac{(\lambda_1 - \lambda_j)^2}{(\lambda_2 - \lambda_j)(1+\lambda_j)^{2m-1}} d\boldsymbol{\lambda} d\lambda_1$$

with $\mathcal{K}_m(\gamma) = \frac{\tilde{\mathcal{K}}_{m,m,m}}{\gamma^{m-1}(1+\gamma)}$. Finally, we use the orthogonal polynomial approach advocated in [3] to evaluate the integrals to yield Theorem 2.

REFERENCES

- [1] R. R. Nadakuditi and A. Edelman, "Sample eigenvalue based detection of high-dimensional signals in white noise using relatively few samples," *IEEE Trans. Signal Processing*, vol. 56, no. 7, pp. 2625–2638, 2008.
- [2] N. Asendorf and R. R. Nadakuditi, "Improved detection of correlated signals in low-rank-plus-noise type data sets using informative canonical correlation analysis (icca)," *IEEE Trans. Inform. Theory*, vol. 63, no. 6, pp. 3451–3467, 2017.
- [3] L. D. Chamain, P. Dharmawansa, S. Atapattu, and C. Tellambura, "Eigenvalue-based detection of a signal in colored noise: Finite and asymptotic analyses," *IEEE Trans. Inform. Theory*, vol. 66, no. 10, pp. 6413–6433, 2020.
- [4] P. Bianchi, M. Debbah, M. Maida, and J. Najim, "Performance of statistical tests for single-source detection using random matrix theory," *IEEE Trans. Inf. Theory*, vol. 57, no. 4, pp. 2400–2419, Apr. 2011.

- [5] R. Couillet and W. Hachem, "Fluctuations of spiked random matrix models and failure diagnosis in sensor networks," *IEEE Trans. Inform. Theory*, vol. 59, pp. 509–525, 2011.
- [6] R. R. Nadakuditi and J. W. Silverstein, "Fundamental limit of sample generalized eigenvalue based detection of signals in noise using relatively few signal-bearing and noise-only samples," *IEEE J. Sel. Top. Signal Process.*, vol. 4, no. 3, pp. 468–480, Jun. 2010.
- [7] R. Couillet and M. Debbah, *Random Matrix Methods for Wireless Communications*. USA: Cambridge University Press, 2011.
- [8] E. Axel, G. Leus, E. G. Larsson, and H. V. Poor, "Spectrum sensing for cognitive radio : State-of-the-art and recent advances," *IEEE Signal Processing Mag.*, vol. 29, no. 3, pp. 101–116, 2012.
- [9] I. M. Johnstone and B. Nadler, "Roy's largest root test under rank-one alternatives," *Biometrika*, vol. 104, no. 1, pp. 181–193, Mar. 2017.
- [10] I. M. Johnstone and A. Onatski, "Testing in high-dimensional spiked models," *Ann. Stat.*, vol. 44, no. 3, pp. 1231–1254, 2020.
- [11] P. Dissanayake, P. Dharmawansa, and Y. Chen, "Distribution of the scaled condition number of single-spiked complex Wishart matrices," *IEEE Trans. Inf. Theory*, vol. 68, no. 10, pp. 6716–6737, 2022.
- [12] Y. Zeng and Y.-C. Liang, "Eigenvalue-based spectrum sensing algorithms for cognitive radio," *IEEE Trans. Commun.*, vol. 57, no. 6, pp. 1784–1793, 2009.
- [13] M. Matthaiou, M. R. McKay, P. J. Smith, and J. A. Nossek, "On the condition number distribution of complex wishart matrices," *IEEE Trans. Commun.*, vol. 58, no. 6, pp. 1705–1717, 2010.
- [14] W. Zhang, J. Wang, J. Sun, C.-X. Wang, and X. Ge, "Standard condition number distributions of finite wishart matrices for cognitive radio networks," *IEEE Trans. Veh. Technol.*, vol. 67, no. 5, pp. 4630–4634, 2017.
- [15] S. K. Sharma, S. Chatzinotas, and B. Ottersten, "Eigenvalue-based sensing and snr estimation for cognitive radio in presence of noise correlation," *IEEE Trans. Veh. Technol.*, vol. 62, no. 8, pp. 3671–3684, 2013.
- [16] A. Edelman, "Eigenvalues and condition numbers of random matrices," *SIAM J. Matrix Anal. Appl.*, vol. 9, no. 4, pp. 543–560, 1988.
- [17] J. Baik, G. B. Arous, and S. Péché, "Phase transition of the largest eigenvalue for nonnull complex sample covariance matrices," *Ann. Probab.*, vol. 33, no. 5, pp. 1643–1697, Sep. 2005.
- [18] J. Baik and J. W. Silverstein, "Eigenvalues of large sample covariance matrices of spiked population models," *J. Multivar. Anal.*, vol. 97, no. 6, pp. 1382–1408, 2006.
- [19] D. Paul, "Asymptotics of sample eigenstructure for a large dimensional spiked covariance model," *Statistica Sinica*, vol. 17, no. 4, pp. 1617–1642, 2007.
- [20] I. M. Johnstone, "On the distribution of the largest eigenvalue in principal components analysis," *Ann. Statist.*, vol. 29, no. 2, pp. 295–327, 2001.
- [21] J. Liu, J. Han, Z.-J. Zhang, and J. Li, "Bayesian detection for MIMO radar in Gaussian clutter," *IEEE Trans. Signal Process.*, vol. 66, no. 24, pp. 6549–6559, 2018.
- [22] O. Besson, "Adaptive detection of Rician targets," *IEEE Trans. Aerosp. Electron. Syst.*, vol. 59, no. 4, pp. 4700–4708, 2023.
- [23] T. McWhorter, L. Scharf, C. Moore, and M. Cheney, "Passive multi-channel detection: A general first-order statistical theory," *IEEE Open J. Signal Process.*, vol. 43, pp. 437–451, 2023.
- [24] K. Werner and M. Jansson, "DOA estimation and detection in colored noise using additional noise-only data," *IEEE Trans. Signal Process.*, vol. 55, no. 11, pp. 5309–5322, 2007.
- [25] A. Edelman and B. D. Sutton, "Tails of condition number distributions," *SIAM journal on matrix analysis and applications*, vol. 27, no. 2, pp. 547–560, 2005.
- [26] Z. Chen and J. J. Dongarra, "Condition numbers of gaussian random matrices," *SIAM Journal on Matrix Analysis and Applications*, vol. 27, no. 3, pp. 603–620, 2005.
- [27] M. L. Mehta, *Random Matrices*. Academic Press, 2004, vol. 142.
- [28] R. J. Muirhead, *Aspects of Multivariate Statistical Theory*. Wiley-Interscience, 2005.
- [29] A. T. James, "Distributions of matrix variates and latent roots derived from normal samples," *Ann. Math. Statist.*, vol. 35, no. 2, pp. 475–501, Jun. 1964.
- [30] I. Gradshteyn and I. Ryzhik, *Table of Integrals, Series, and Products*, 7th ed. Boston: Academic Press, 2007.