

6G Takes Shape

Jeffrey G. Andrews, Todd E. Humphreys, and Tingfang Ji

Abstract

The contours of 6G—its key technical components and driving requirements—are finally coming into focus. Through twenty questions and answers, this article defines the important aspects of 6G across four categories. First, we identify the key themes and forces driving the development of 6G, and what will make 6G unique. We argue that 6G requirements and system design will be driven by (i) the tenacious pursuit of spectral (bits/Hz/area), energy (bits/Joule), and cost (bits/dollar) efficiencies, and (ii) three new service enhancements: sensing/localization/awareness, compute, and global broadband/emergency connectivity. Second, we overview the important role of spectrum in 6G, what new spectrum to expect in 6G, and outline how the different bands will be used to provide 6G services. Third, we focus our attention on the 6G physical layer, including waveforms, MIMO advancements, and the potential use of deep learning. Finally, we explore how global connectivity will be achieved in 6G, through non-terrestrial networks as well as low-cost network expansion via disaggregation and O-RAN. Although 6G standardization activities will not begin until late 2025, meaning this article is by definition speculative, our predictions are informed by several years of intensive research and discussions. Our goal is to provide a grounded perspective that will be helpful to both researchers and engineers as we move into the 6G era.

I. INTRODUCTION: WHAT THIS PAPER IS ABOUT

The goal of this article is to provide a realistic view of what the 6G standard and cellular network is likely to look like by the early 2030s. A great deal of intriguing research has been done on 6G technologies, nearly from the moment 5G standards were released. This paper does not attempt to summarize all such work, nor predict or discuss every potential aspect of 6G. Instead, it summarizes what we recognize as an emerging but mostly unacknowledged consensus on many aspects of 6G. On other aspects, there may not yet be consensus, but based on our own research, our understanding of others' research, and our perspective on the industry and its needs, we nonetheless believe some outcomes are all but inevitable.

Jeffrey G. Andrews (jandrews@ece.utexas.edu) and Todd E. Humphreys (todd.humphreys@utexas.edu) are with 6G@UT in the Wireless Networking and Communications Group (WNCG) at The University of Texas at Austin, Austin, TX, USA. Tingfang Ji is with Qualcomm Technologies, Inc., San Diego, CA.

The opinions and perspectives expressed in this paper are those of the authors, not those of Qualcomm or the University of Texas at Austin. Please cite as appearing in *IEEE BITS the Information Theory Magazine*, Special Issue on 6G, Dec. 2024.

The goal of this paper is to share these developments and predictions, and the rationales behind them. We structure the paper around 20 technical and business-focused questions on 6G subdivided into four categories. We briefly summarize these questions here, then package our key theses and predictions within the answers to the questions.

The Case for 6G. First, we consider the key rationales and forces driving development of 6G. On one level, there is something inevitable about a new G being introduced every decade: the entire cellular industry has been built around this assumption since at least the 2G era. But this assumption is under increasing scrutiny. At the very least, we believe the meaning of 6G is likely to be quite different from that of previous Gs. We explore the big picture of 6G through the following questions:

- 1) There is a widespread sense that 5G has been a disappointment. Why is that? Is it true?
- 2) Based on lessons learned from 5G, what should 6G do differently?
- 3) Besides “fixing 5G,” what new use cases, services, and applications will drive 6G?
- 4) What will be the new value proposition for 6G?
- 5) Will 6G will be backward-compatible with 5G?
- 6) Will 6G be the last G?

Spectrum in 6G. Already, 5G more than doubled the total amount of spectrum in use for cellular communication. We expect a similar doubling for 6G, with cellular communication increasingly expanding out of its heartland spectrum (carrier frequencies under 2 GHz) into a diverse mix of different bands with different characteristics. Some of these bands will require at least modest forms of spectrum sharing, or other new fundamental technology advancements. This raises several interesting questions:

- 7) Which spectrum bands will have a major impact on 6G?
- 8) Will millimeter wave actually be used in 6G?
- 9) How will the different spectral bands in 6G be utilized?
- 10) What roles will Terahertz (THz) spectrum and Reflective Intelligent Surfaces (RIS) play?
- 11) How will spectrum be allocated in 6G? Will dynamic spectrum sharing across operators and systems become the norm?

The 6G PHY. Third, we discuss the 6G physical layer (PHY), including multiple access. Historically, this has been the defining aspect of each new G. The physical layer has also yielded the most novel aspects for each G, and has broken backward compatibility, thus requiring new radios and hardware. We structure this section around the following questions spanning fundamental aspects of the PHY and the use of ML in 6G:

- 12) Will there be a new waveform for 6G beyond OFDM/OFDMA?

- 13) Will there be new types of coding, modulation, or duplexing?
- 14) Will we see any new types of MIMO in 6G?
- 15) Will the 6G PHY be replaced by neural networks and run on GPUs?
- 16) What are the key roles for machine learning in 6G?

True Global Connectivity. Fittingly, the last aspect we cover is the “final frontier”: the long-held dream of providing true broadband connectivity to everyday cellular devices anywhere on Earth. This includes tighter integration with the emerging dense low-Earth orbit (LEO) constellations, including possible direct-to-handset communication (D2C) at least as a backup to terrestrial networks. It also implies considerable network densification in the developing world, which may be enabled by lower-cost deployments. The final four questions are

- 17) Can we really achieve global broadband coverage directly to smartphones with emerging LEO satellite constellations, or is that a pipe dream?
- 18) What role will the 6G cellular standard play in D2C?
- 19) What about other non-terrestrial network (NTN) paradigms such as High Altitude Platform Stations (HAPS) for achieving global coverage?
- 20) Is O-RAN going to be transformative, or will the operators stick with a more vertically integrated system?

We offer some strong and perhaps unpopular opinions in this paper. Some are optimistic, some are pessimistic. We are sure many readers will find themselves in fierce disagreement with some of our predictions and arguments. No doubt some of our predictions will prove incorrect in the end. Nevertheless, we offer this unflinching perspective to the literature on 6G to encourage thoughtful debate. We share the excitement of 6G finally starting to take shape.

II. THE CASE FOR 6G

An engineer cannot design a good system if the goals and requirements for that system are unclear. This includes understanding the limitations of the existing technology. Thus, we start with 5G.

A. Question 1: There is a widespread sense that 5G has been a disappointment. Why is that? Is it true?

It is at least half true.

First, the positive: 5G has been largely successful in terms of many objective metrics, and is still in its adolescence. 5G smartphones are only now beginning to become a dominant fraction of the market, with over 2 billion shipped: an uptake rate faster than LTE, nevertheless. Roughly half the operators globally

are still in 5G Non Stand Alone (NSA) mode, meaning they rely on an LTE carrier and use 4G core networks. Perhaps surprisingly, some of the more advanced 5G deployments are in developing countries such as India, which in many cases leapfrogged LTE straight to 5G. New IoT use cases are being enabled on a daily basis, utilizing Reduced Capability (RedCap) and enhanced RedCap (eRedCap) modems, also known as 5G NR-light. RedCap was not even introduced until Release 17 – the third 5G release – in 2022. In short, 5G is still growing and evolving rapidly, in terms of deployments and use cases. Another success story in 5G has been the rapid growth of fixed wireless access (FWA) services, which are now used by tens of millions of people as their primary home Internet connection. Further, 5G was designed to be flexible and accommodate a wide variety of use cases and deployments, providing a solid platform for future growth.

Slow rollout of new verticals. That said, the sense of disappointment around 5G is real, and extends from many corners of the wireless industry to the everyday consumer. There were bold expectations that 5G would provide a revolutionary leap forward in the quantity and quality of cellular connectivity, and quickly unleash many new IoT verticals and low latency use cases [1]. This has not happened so far. One glaring example is the hype around connected vehicles and driverless cars in the mid-to-late 2010s [2], [3], which has not come to pass. Other examples included grand visions of 5G-enabled “smart factories” and “private networks.” These are in fact happening to some extent, but were always going to be niche use cases and not capable of driving economies of scale.

Millimeter Wave has disappointed in 5G. There has also been some reckonings on the technical side. The most discussed case is millimeter wave (mmWave) communications, widely touted as the path to Gbps connectivity in 5G [4]. Yet it was always unrealistic to expect a big early impact from mmWave. First, due to severe penetration losses, it is primarily an outdoor-to-outdoor technology, whereas roughly 80% of cellular data consumption today takes place indoors. Second, mmWave requires significant UE-side support via multiple antenna arrays with integrated mmWave RF front-ends, which are costly and not yet widely available. Third, mmWave requires dense network deployments, which are expensive. Meanwhile, the new C-band deployments for 5G have been a clear success: they now carry a large fraction of 5G traffic and offer considerable spare capacity in most markets, further undercutting the rationale for aggressive mmWave deployments. Nonetheless, we believe mmWave’s prominence will rise in 6G for both technical and business reasons. We discuss mmWave’s future in Sec. III-B.

Overly quick and reliable is not a virtue. A second 5G disappointment has been the scant use of the URLLC modes, in part due to technical misunderstandings about the costs of providing URLLC. The 5G network remains a smartphone-oriented network carrying primarily best-effort data traffic, such as stored

video. The most aggressive URLLC modes, such as downlink pre-emption (puncturing), are not spectrally or power efficient, and the rationale for such an approach is dubious, especially in the uplink. Instead, with shorter slot times (due in part to wider OFDM subcarriers), increased bandwidth, and faster feedback cycles, the baseline latency in 5G is already quite good. Consider: the LTE slot duration is 1 msec whereas the 5G slot durations are 0.5 msec and 0.125 msec for C-band and mmWave, respectively, yielding single-digit millisecond over-the-air (OTA) latency in 5G. Moreover, the latency of a 5G connection is often limited by the *transport* latency in the core network, which is mostly a function of delays between the server and the RAN (i.e., the BS). This transport latency can be in the tens of msec. Thus, further reduction of the OTA latency leads to rapidly diminishing returns, at high cost.

Power consumption and cost. 5G operators are struggling with unprecedented power consumption: electricity is a significant percentage (e.g., a quarter) of their operating expenses. Along with the cost of 5G spectrum, they are facing a mountain of debt, which has suppressed investments in network expansion. Emerging environmental regulations such as carbon caps or taxes will further penalize high network power consumption in the future. Operators will be reluctant to deploy 6G unless it can help them address these issues.

B. Question 2: Based on lessons learned from 5G, what should 6G do differently?

Based on experience with 5G, we expect 6G to adopt a laser focus on energy efficiency and cost reduction, which will demand novel technical solutions. These two new pillars of 6G will require a significant departure from the pre-6G design mindset, which was focused on delivering ever-better communications KPIs: better spectral efficiency, lower latency, higher reliability, and higher peak and median throughput. 5G grouped these KPIs into three distinct classes of use cases—distilled into the vertices of the “5G triangle”—which are: (i) enhanced Mobile Broadband (eMBB), (ii) massive Machine Type Communications (mMTC), and (iii) Mission Critical, or URLLC.

6G’s communication KPIs will not differ much from 5G’s. We do not foresee 6G pursuing significantly stronger requirements in terms of communications KPIs, unlike some have predicted [5]–[7] and unlike what is implied by the popular ITU “6G Hexagon.” We view the communication aspects of the 6G Hexagon – which further expands upon 5G’s eMBB, URLLC and mMTC – as a slightly mismatched descriptor of 6G and what it will accomplish. Instead, we see the targeted 5G communication KPIs as sufficiently aggressive—maybe even overly aggressive—for nearly all the envisioned 6G-era use cases. Consider 5G’s attempt at URLLC services offering both low roundtrip latency (approaching 1 msec) and high reliability (e.g., PHY packet error rates below 10^{-3}). Information theory tells us that this combination is fundamentally hard to support [8], [9]; doing so results in low spectral efficiency, e.g. low rate codes). Indeed, such is the

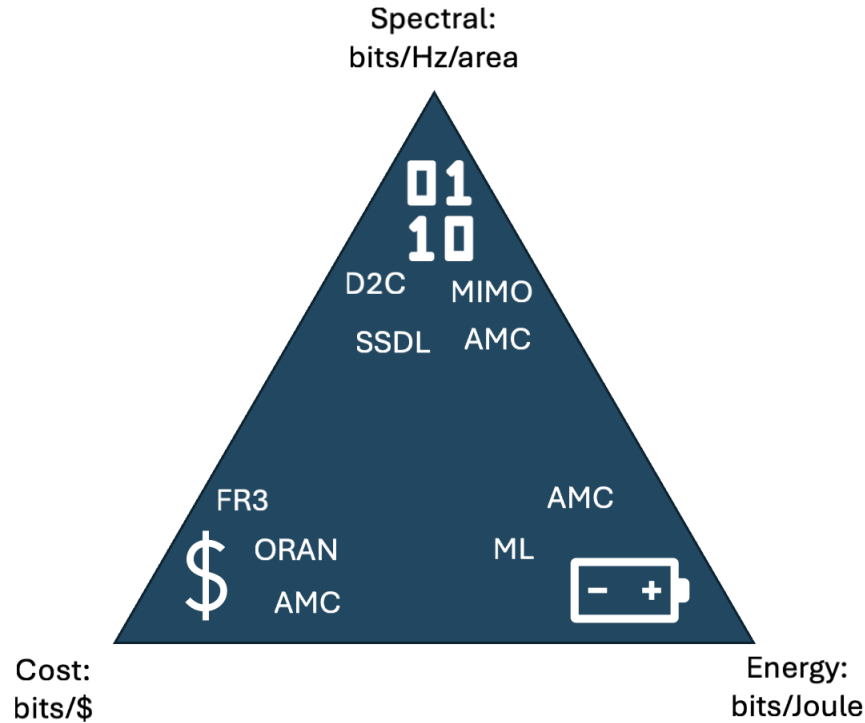


Fig. 1: 6G Efficiency Triangle. 6G system design will not focus so strongly on maximizing spectral efficiency and delivered data rate. Cost and energy efficiency will take on peer status, if not primacy, in communications system design.

case in 5G: heavy repetition coding is prescribed for dedicated URLLC transmissions, discouraging their use. Meanwhile, as discussed above, other 5G advances already provide significant latency improvement relative to 4G. Rather than asking 6G to squeeze ever more from the communications KPIs, we see 6G's role as actually achieving 5G's aspirational KPIs, but with much better power and cost efficiency.

The 6G efficiency triangle. Rather than the 5G use-case triangle, it is perhaps helpful to think of 6G design requirements in terms of the “6G efficiency triangle” shown in Fig. 1. The three vertices of the 6G efficiency triangle are (i) area spectral efficiency (bits/Hz/area), (ii) cost efficiency (bits/currency unit), and (iii) energy efficiency (bits/Joule). Other important efficiencies such as computational efficiency and the area efficiency (in hardware such as a chip) can be largely projected onto these three dimensions; e.g., a lower-complexity algorithm uses less energy and computing resources and thus costs less as well. Although cellular systems have always striven for energy and cost efficiency—especially on the UE side—such considerations will take a quantum leap forward in the 6G era and be of increasing importance in all design decisions [10]. This is because cost and energy consumption have become the primary bottlenecks to cellular network growth and expansion.

Order of magnitude network capacity increase. A more familiar next-G aspect that still bears mentioning is that the 6G network will need to carry about 10x the data traffic of 5G. Cellular network traffic reliably experiences exponential growth, both globally as well as locally (in a given city, for example). Although the annual growth rate has decreased in recent years to roughly 25% a year in 2024 [11]—or only half of that in some mature markets [12]—a 25% annual growth still corresponds to a 10x increase over a decade, the traditional cadence between Gs. Furthermore, even if the growth rate in downlink traffic decreases, rapidly growing applications such as on-device AI and video conferencing will drive brisk growth in uplink traffic. Thus, it is a safe bet that 6G should be able to deliver roughly an order of magnitude higher total capacity than 5G. Usually this comes down to a combination of (i) more spectrum, (ii) higher spectral efficiency, and (iii) cell-splitting gains via network densification. These three factors are roughly multiplicative, and until 5G, network densification has contributed the most new capacity of the three [13]. However, in 5G that has not been the case: the new C band spectrum added has been unusually significant (see Section III), while densification has slowed due to costs (the reduction in cost of deploying a cell with a 10x smaller coverage area than a macrocell is far less than 10x vs. a macrocell).

C. Question 3: Besides “fixing 5G,” what new use cases, services, and applications will drive 6G?

Each successive G has faced this important but challenging question, with answers evolving over the decade-long development of the new G. Any answer given early in development risks miscalculation, and one might reasonably argue that until the answer is clearer for 6G than it is now, that standardization activities should wait. Nevertheless, it is instructive to imagine what the 6G network might be tasked with in the 2030s, and what new services it could offer. Here, we do find the ITU-2030 framework more persuasive, which focuses on three proposed new dimensions that are the other three aspects of the ITU-2030 6G Hexagon: (i) integrated sensing and communications, (ii) AI and communications, and (iii) ubiquitous [global] connectivity. In this vision, which we summarize in Fig. 2, the 6G network becomes a collection of sensors, intelligence, and computing resources that produce, process, and consume data, not merely transport bits. Here we discuss (i) and our take on (ii) which is more focused on compute. We leave (iii) for Sec. V where we discuss global connectivity in detail.

Pervasive Sensing and Digital Twins in 6G. Several possible new applications in the 6G era – immersive XR, autonomous vehicles, mobile robotics – will require a combination of strong situational awareness and reliable access to low-latency cloud-like computing. The 6G network—with millions of radio nodes covering ever-more of the world’s population—will be uniquely situated to provide such services. Take RF sensing. If the 6G network can achieve heightened situational awareness of user locations, trajectories, and the 3D environment around them, it can improve communications functionality such as beamforming

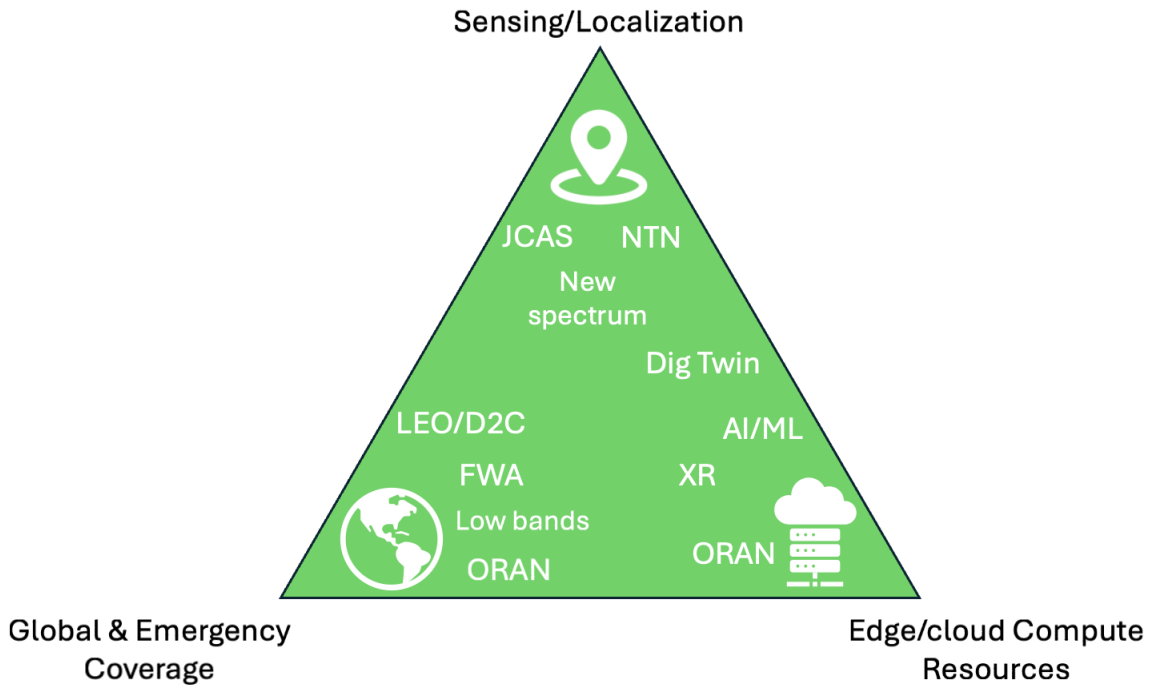


Fig. 2: 6G New Services Triangle. The 6G network will provide three key new types of value: pervasive sensing, compute resources, and true global connectivity including emergency access.

and handover. But the value of sensing extends much further. 6G networks will leverage their unique footprint within urban areas to create an urban digital twin with unprecedented spatiotemporal resolution, starting with advanced channel estimation, then exploiting additional sensing such as integrated OFDM-based radar [14]. 6G networks could even provision low-cost on-demand-deployable drones at some BSs to monitor local spatial dynamics (e.g., traffic patterns, construction). Finally, the 6G network can leverage user sensing, e.g., from XR headsets, to build continuously updating 3D models of the urban landscape.

This new age of sensing and awareness will give rise to a unique situation: 6G networks will have a precious asset—the digital twins of thousands of urban areas—with application and value well beyond communications. Firms specializing in logistics, transportation, construction, and marketing will subscribe to anonymized feeds from an operator’s digital twin, allowing the operator to diversify and grow its revenue. No other entity in an urban area—governmental or commercial—will have access to a digital twin that could rival the one created by MNOs, because no other entity will have the killer combination of (i) dense and vast sensing footprint, (ii) pervasive high-speed connectivity to both wireless users and the core network, and (iii) ability to deploy and access vast computational resources, including close to the users at the network edge [15].

Compute as a service. Connected intelligent edge with integrated AI and communications is another

compelling new service direction that will define the 6G era [16]. This direction will be enabled in part by merging the cellular network and cloud services. In fact, the 6G cellular network itself will become a significant cloud provider, offering common compute resources including CPUs, GPUs, neuro processing units (NPU), and even ASIC/FPGA accelerators to its subscribers and to developers of apps and services connected to the network. One key challenge to address in this regard is the discovery and management of compute resources on mobile devices, far edge, near edge, and in the public cloud. Another challenge is the balancing act needed to strike the right performance/power/latency tradeoff for edge devices. Consider a pair of AR glasses, for which on-device AI could provide low latency, security, and privacy, whereas the 6G link could vastly augment the AI capability while offering potential power savings. Given such compelling cloud-related opportunities, we anticipate that MNOs will accelerate transformation of cellular networks to offer a variety of computing services to complement their communications offerings.

D. Question 4: What will be the new value proposition for 6G?

The increase in value of the 6G network versus the existing 5G network can be visualized by combining the 6G efficiency triangle and the 6G services triangle to create a prism, as shown in Fig. 3.

The 6G Value Prism. The volume of the prism is proportional to the additional value of 6G vs. 5G. If this additional volume/value is significant, 6G will be a success. In particular, the value of 6G will correspond to how successful the three new hypothesized services are and how widely they are adopted. The higher the adoption of sensing, compute, and global connectivity, the larger the area of the top triangle and thus the volume. Similarly, the more efficient the 6G network is in terms of energy and expenditures vs. 5G—as well as the total amount of data rate it can deliver—directly translates into value for MNOs and consumers in the form of increased data consumption and lower expenses. Finally, the state of the rollout and market penetration of 6G directly determines the value it provides: this is the vertical axis of the prism. As 6G infrastructure, services and mobile devices become pervasive – and this will include increased fixed wireless access (FWA) – the value of the new services and gained efficiencies becomes more fully realized.

Example Use Case: Mobile XR. Consider mobile Extended Reality (XR), one of the more demanding potential mass-market use cases that could define the 6G era and provide significant new value. If mobile immersive experiences become mainstream, XR devices will generate and consume large amounts of data, impose firm latency and reliability constraints on the network, have very limited battery life, introduce new demands for edge computing, and require new sensing capabilities: all key aspects of 6G [17]. From the point of view of a 6G standard, though, the communication KPI requirements for mobile XR correspond roughly to a midpoint between the eMBB and Mission Critical/URLLC use cases in 5G. Indeed, 5G

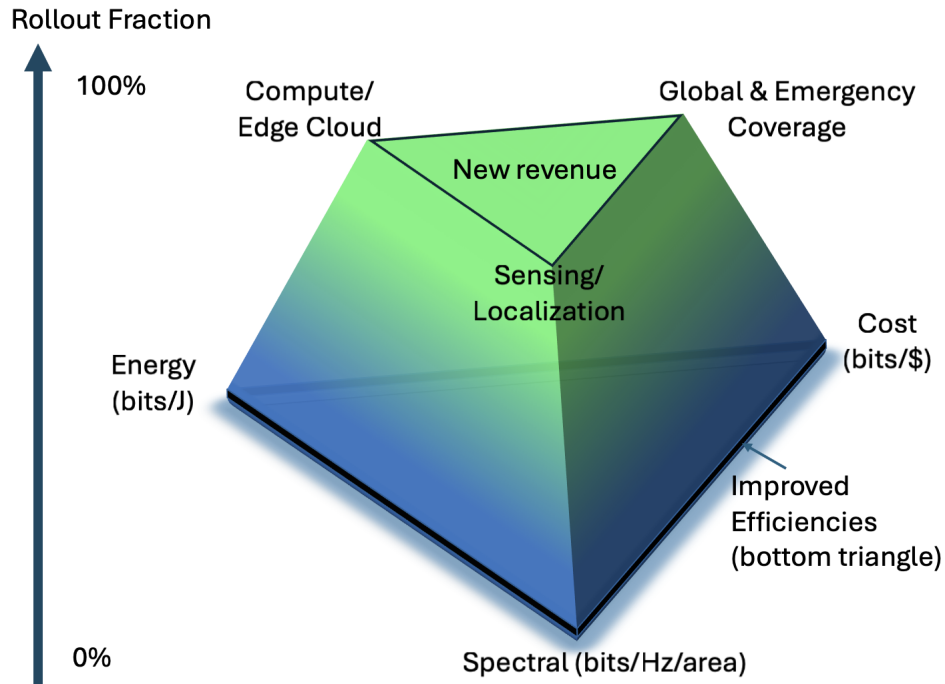


Fig. 3: 6G Network Value Prism. The 6G network's newly created value versus 5G can be visualized as the volume of a prism. The top of the prism is the 6G new services triangle, while the bottom is the efficiency triangle. The extent of the 6G rollout is the height of the prism.

Advanced is already focusing on XR as a use case, achieving latency reduction largely through better coordination between the RAN and application interfaces, as opposed to using or expanding URLLC modes.

6G can definitely better support mobile XR than 5G, but less in terms of better communications KPIs, as much as in terms of delivering energy efficient, low-cost provisioning of high data rate, and providing much-improved computing and sensing resources. Although XR is just one example 6G-era application, most others follow a similar logic. What is needed in 6G is not the enablement of entirely new verticals and applications with improved KPIs, but rather the ability to support the imagined 5G verticals in a much more efficient way, while enabling new compute and sensing services and expanding the connectivity footprint.

E. Question 5: Will 6G be backward-compatible with 5G?

The goal will be to make 6G as backward compatible as possible, and to a large extent, it will be. Paradoxically, 6G's emphasis on continuity will be one of its novel aspects, and likely to be the norm for

Abbreviation	Definition	Meaning/Examples
AI/ML	Artificial Intelligence/Machine Learning	Broad terms, including Deep learning, DNN, RL
AMC	Adaptive Modulation and Coding	Change data rate based on SINR
AR	Augmented Reality	Overlaying digital content onto real-world environments
BS	Base Station	Includes antennas, RF, baseband to at least Layer 2
CSI	Channel State Information	Information on current wireless channel conditions
D2C	Direct-to-Cellular	Broadband service directly between satellites and cellphones
DL:UL	Downlink:Uplink	BS to UE: UE to BS
DNN	Deep Neural Network	A trainable NN with at least 3 layers
eMMB	Enhanced Mobile Broadband	High rate best effort data in 5G
FWA	Fixed Wireless Access	Broadband to the home via 5G/6G
HAPS	High Altitude Platform Stations	Communication platform at 18-25 km altitude
IoT	Internet of Things	Any automated device connected to the Internet
JCAS	Joint Communication and Sensing	Using a single radio to sense or localize as well as communicate
KPI	Key Performance Indicator	Data rate, latency, reliability, etc.
LEO	Low-Earth Orbit	Earth-centered orbit with an altitude of 2000 km or less
MAC	Medium Access Control Layer	Layer 2: Resource Allocation, Scheduling, Retransmissions
MNO	Mobile Network Operator	Cellular operator with mobile data plans
MSS	Mobile Satellite Service	Satellite communication for mobile devices and users
MTC	Machine Type Communications	Communication between devices without human intervention
OFDM	Orthogonal Frequency Division Multiplexing	Becomes OFDMA at Layer 2
O-RAN	Open Radio Access Network	See Sec. V-D
PHY	Physical Layer, Layer 1	Baseband signal processing operations
RIS	Reflective Intelligent Surfaces	A surface optimizing wireless signal transmission
RL	Reinforcement Learning	Important subclass of online AI/ML
SCS	Supplemental Coverage from Space	Satellites extending mobile network coverage to remote areas
SINR	Signal to Interference plus Noise Ratio	Signal quality
XR	Extended Reality	Headset capable of Augmented and/or Virtual Reality
NTN	Non Terrestrial Network	Satellites, Drones, Blimps
UE	User Equipment	Mobile XR device, smartphones
URLLC	Ultra reliable low latency communication	“Mission Critical” services with strict real-time requirements

TABLE I: Abbreviations and Terms in Article

7G and beyond (to the extent they are still numbered). Regardless of explicit backward compatibility, 6G will be designed to allow most 5G-era deployments to continue working through the 6G era, if desired.

Continuity does not mean constrained. Perhaps counter-intuitively, an emphasis on continuity could speed innovation in the 6G era and beyond. Rather than waiting for a new G for a quantum step forward, significant innovation can instead occur within a common agreed-upon framework. New features can be

added quickly without uncertainty over the baseline aspects of the standard. We have seen this trend already in 5G, where there is a new emphasis on “forward compatibility,” largely by means of flexibility and modularity. 5G examples include bandwidth parts [18], flexible OFDM subcarrier spacing, self-contained TDD slots, and almost unlimited carrier aggregation. Although previous Gs did break backward compatibility, this was largely because they changed fundamental aspects of a monolithic physical layer (e.g., 3G CDMA to 4G OFDMA), making backwards compatibility impossible. Such clean-slate designs will no longer be necessary or desirable.

6G’s long life expectancy. Still, a strict definition of “backward compatibility” would be that all 5G features have to be supported by a 6G base station. This will almost surely not be the case in 6G: we expect some 5G features to be dropped for 6G. But we do expect a fluid co-existence between 5G and 6G, and for 5G’s lifetime to have a very long tail. Many IoT applications such as smart meters and cars can have a lifetime of decades—10x longer than a smartphone—so having stable deployments is indispensable for those applications. Indeed, many IoT business cases are not viable if they cannot count on a working cellular connection ten or even twenty years after a G transition. Thus, we expect RedCap and other 5G IoT-centric features to be either supported explicitly by 6G, or for 5G RedCap deployments to persist indefinitely in a portion of the 6G era spectrum, as discussed in Sec. III-C.

F. Question 6: Will 6G be the last G?

Not entirely. From both spectrum allocation—which occurs on roughly a once-per-decade cadence—and marketing/commercial points of view, there will be major forces keeping the new-G-per-decade tradition alive. But from a technical point of view, 6G will be a major step towards ending the entire xG paradigm.

Will 6G be the “Pentium” of cellular? By way of a historical analogy, consider the seminal x86 series of Intel microprocessors that ushered in the personal computing era. After the initial version in 1978, there was the 286 (1982), 386 (1985), then 486 (1989), before numbering fatigue settled in and the 586 was branded the “Pentium” in 1993. The Pentium became the dominant Intel microprocessor branding for over a decade—spanning many subsequent “generations”—and essentially terminated the incremental x86 numbering system. This does not mean that innovation stopped or that microprocessors did not evolve significantly in that time period.

Decoupling technical innovation from standards and marketing. We predict that a similar shift is in store for cellular networks, perhaps as soon as 6G. Maybe we will see a Pentium-like decoupling of marketing campaigns for 6G era networks from the technical innovations going into them. As we just discussed, 6G will be a more modular and upgradable network (see also Sec. V-D), where innovations can be adopted on an arbitrary schedule, as opposed to a short-lived flurry of innovation with the introduction

of each new G. This trend will become unmistakable for the 5G to 6G transition. This will be largely positive, as it will enable more innovation to occur between Gs rather than incentivizing an undue focus on the design and standardization of a new G, which can be quite limiting.

III. SPECTRUM FOR 6G

The release of new spectrum has been a defining part of each G. And starting with 5G, there has been a growing recognition that the characteristics of different spectral bands are suited for different use cases. 5G brought in two important new blocks of spectrum: the “C band” (3.5-4.2 GHz), and millimeter wave (mmWave), which for 5G comprises a few GHz of spectrum in the 28-40 GHz band. For both C band and mmWave, particular frequency allocations vary by country. Although less hyped in the 5G build-up, the C band has been much more impactful than mmWave. In fact, 5G C-band deployments have been so successful that in many markets operators are currently experiencing an unusual phenomenon: spectrum abundance. Of course, as more 5G devices come online in the coming few years, spectrum shortages will resume based on current trends. Thus, there will be considerable pressure to find new spectrum for the 6G cellular network to ensure sufficient spectrum in the early 2030s.

A. *Question 7: Which spectrum bands will have a major impact on 6G?*

6G will eventually subsume all the 5G spectrum and bring online new spectrum, hopefully with a high level of global coordination. **The most important new spectrum for 6G will be in the so-called Frequency Range 3 (FR3), which is defined as roughly 7-24 GHz.** The biggest impact will likely come from the lower portion of that band, particularly just above 7 GHz. China may use the upper 6 GHz band (e.g., 6.4-7.125 GHz) for 6G, but in the United States (US), most of the 6 GHz band has been allocated as an unlicensed band, so 6G services are more likely in the 7.125 to roughly 8.4 GHz range. At least some regions may also allocate considerable spectrum in the 13-16 GHz range for 6G cellular, including in the US.

The 7-8 GHz “lower midband” is well-suited for 6G and is essential to achieving 6G’s intended 10x capacity increase for a few key reasons: (i) propagation in this band is acceptable for cellular coverage, and unlike mmWave, can achieve outdoor-to-indoor penetration; (ii) with a modest scale-up of the antenna array dimensions, but with the same panel size, a coverage area similar to the current C-band deployments can be achieved, allowing the same cell sites to be utilized, which is critically important for cost savings; (iii) the amount of bandwidth available is large, roughly on par with all current sub-6 GHz spectrum; and (iv) considerable spatial multiplexing is expected to be possible. The last point is due to the fairly large antenna arrays that are feasible at this smaller wavelength (about 4 centimeters)—for example, a 256×16

MIMO channel could be possible—and the expectation of sufficient scattering in this band [19]. For NLOS channels, a channel rank not too far below the upper bound of $\min(N_t, N_r)$ may be achievable in this band, particularly for MU-MIMO channels.

The 12.7-13.25 GHz band and 14.8-15.35 GHz band identified by the FCC and ITU for potential 6G use are also intriguing. It could end up meeting the promise of localized ultra-high capacity in urban areas with the contiguous outdoor and indoor coverage that mmWave has so far failed to deliver. The band’s wavelength is short enough to permit MIMO configurations with many more antennas, yet long enough for better coverage, less sensitivity to beam misalignment, and more-nearly fully digital beamforming in practical low-cost antennas. The superiority of this band relative to mmWave as far as implementation is demonstrated by the extremely low-cost mass-market Starlink user terminals, which operate in the nearby K_u -band (12-18 GHz) frequencies.

B. Question 8: Will millimeter wave actually be used in 6G?

6G will make wider use of the abundant mmWave spectrum (28 GHz and above) than 5G has so far. Still, mmWave will be primarily utilized for capacity upgrades in very dense areas, venues like stadiums and concert halls, airports and malls, and downtown pedestrian-centric areas. It will also be used for Fixed Wireless Access in medium to high density areas (as it is already doing in 5G), and also be an enabler for new RF-sensing use cases, such as radar and localization. The expectation that widescale mmWave deployments would be the defining feature of 5G was always dubious: the coverage area of mmWave cells is just too small, and it is very difficult to provide outdoor-to-indoor coverage due to large penetration losses (10s of dB). In the first half of the 5G era, baseline coverage has been the highest priority for operators, and there has been limited interest in deploying mmWave. Most mmWave deployments are in the United States, with only a few thousand sites in other countries. For example, there is no mmWave cellular in China, despite China having strong uptake of 5G and many densely populated cities. However, as 5G achieves ubiquitous coverage (primarily via C band), the interest in mmWave deployments as a capacity multiplier will sharpen. Furthermore, more mmWave-ready handsets will be in circulation, increasing the motivation for such deployments, while bringing down costs due to economies of scale, creating a virtuous cycle.

In 6G, we also expect significant enhancements to mmWave from an engineering standpoint. These include

- Increased range via improved and enlarged antenna arrays at both the BS and handset.
- Faster and more precise beam alignment, enabled largely through deep learning methods, see Sec. IV-E).

- Improved mobility support via beam tracking and prediction, again aided by machine learning tools and offline training with digital twins.
- Greatly reduced power consumption, owing to holistic energy-centric design approach that improves the efficiency of the device itself, and to a 6G protocol that minimizes the time spent transmitting and receiving (e.g., in beam tracking and alignment).
- Hardware improvements for both performance and cost, as economies of scale in mmWave have only been reached very recently.
- Improved backhaul options for mmWave small cells, e.g., with in-band or out-of-band access link integrated into the mmWave small cell [20].

We expect mmWave will become a much more competitive technology by 2030. That it has struggled in 5G is not unexpected for such a radically new cellular technology: MIMO also took over a generation to impact cellular systems.

C. Question 9: How will the different spectral bands in 6G be utilized?

We envision 6G providing a sharper demarcation of spectrum for different use cases, as summarized in Fig. 4, which takes inspiration from Nokia’s spectrum “wedding cake” [21].

Under 1 GHz: The IoT Band. The lowest bands, such as the 700 MHz band, should be primarily used for wide-area, low-power, low-bandwidth applications such as public safety, voice and IoT services, including metering and tracking. Smartphone and video traffic should be moved almost entirely off these bands, except in rural or other coverage-limited scenarios where they can serve as a fallback.

1-2.5 GHz: The 6G FDD Coverage Layer. The FDD paired spectrum in the range of roughly 1-2.5 GHz should be used as the wide area coverage layer for 6G UEs. Control information and high priority data can particularly benefit from the robust propagation in these bands. Because FDD bands are paired, the uplink bandwidth is equal to the downlink, and thus comprises a valuable and relatively plentiful resource for the transmissions of power-constrained UEs. Furthermore, we believe it is possible to get a 70-100% capacity gain even in these bands from the combination of several baseband physical-layer innovations such as improved MIMO feedback and precoding, improved coding and modulation including in band duplexing (see Section IV-B), reduced frequency guard bands, and improved reference symbol design and utilization. Even larger gains can be achieved if the antenna arrays are upgraded to support massive MIMO. In short, this conventional band will support wide area fallback coverage for 6G smartphones and data services.

3-4 GHz and 7-16 GHz: The 6G Capacity Workhorse. The C band, which has been by far the most successful new deployment for 5G, will continue to be an important workhorse for 6G and may broaden

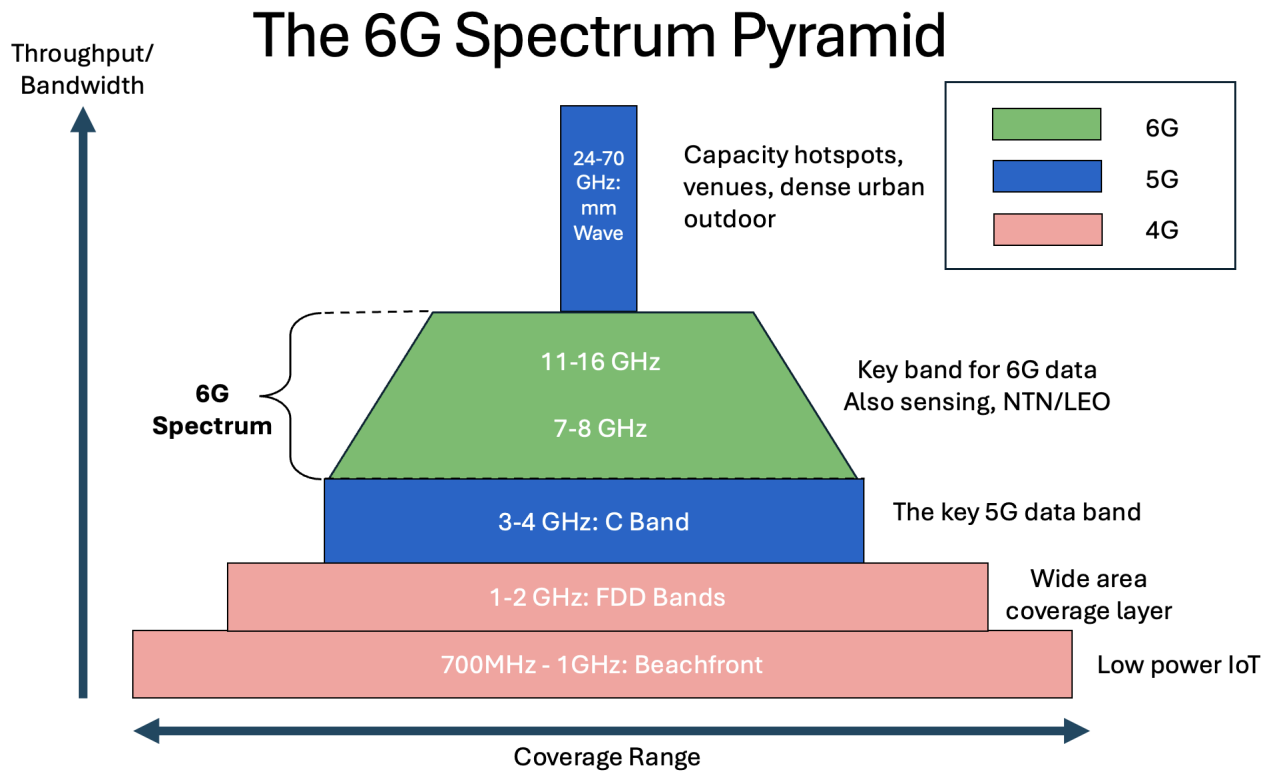


Fig. 4: 6G Spectrum Pyramid.

to include spectrum in the 3.1-3.4 GHz band. High speed data traffic will be primarily carried by this band and the FR3 band (7-16 GHz). Collectively, these bands will provide a continuum of capacity-coverage tradeoffs and will carry the vast majority of 6G bits. Although operators should be able to reuse nearly all C band cell sites for FR3 base stations, the C band radios and physical layer in 5G cannot simply be scaled up to FR3 for 6G. Even at the lower end of FR3 such as around 7 or 8 GHz, the number of antennas per unit area is roughly 4x that of C band. Although increasing the number of antennas does not typically increase the total power, since the per-antenna power is scaled down, we expect a more sophisticated hybrid architecture will be necessary at 7 or 16 GHz to efficiently exploit the additional antenna elements and maximize capacity (MIMO) and coverage (antenna gain). Nevertheless, RF integrated circuit technology supporting frequencies up to about 16 GHz is quite advanced, and can provide low-power amplification, unlike at mmWave. Thus, macrocell BSs providing up to 1 Gbps at a range of 1 km are possible even in the 13-16 GHz band. We group these bands together to emphasize their continuum in providing high capacity with gradually decreasing coverage.

mmWave: Capacity Hotspots. The mmWave band offers routes to localized high capacity links and will become more widespread in 6G than thus far in 5G. But their use will still be focused on urban and

venue hotspot applications, and also fixed wireless access; as discussed in Section III-B. Nevertheless, well-positioned hotspots can provide considerable traffic offloading from lower bands and macrocells, raising network performance as a whole.

D. Question 10: You forgot to mention Terahertz (THz) spectrum and Reflective Intelligent Surfaces (RIS), which are often touted to be a big part of 6G. What's their role?

We do not envision a major role for THz (colloquially, carrier frequencies above 100 GHz) or RIS in 6G as regards providing significant coverage or capacity enhancements. The mmWave experience so far in 5G does not lend optimism to use of the THz bands—loosely meaning spectrum above 100 GHz [22]—for terrestrial cellular deployments in the near future. Currently, several of the major service providers we are aware of are carrying well below 1% of their 5G data traffic on mmWave bands, driving home the point that a successful cellular technology must deliver reasonably wide area coverage and penetrate sufficiently to provide service indoors as well.

THz could, however, be useful for a few other purposes in the 6G era. These include (i) short-range sensing such as localization and gesture recognition, where the large bandwidth and short wavelength of THz bands are well-suited for producing high-resolution images; (ii) terrestrial point-to-point LOS outdoor backhaul; (iii) indoor short-range data-center interconnects, which will be increasingly high speed in the 6G era; and (iv) non-terrestrial network (NTN) and LEO applications, including inter-satellite communication (see Sec. V). The main innovations needed for THz communications are largely in the circuit and hardware aspects, e.g., making the large phased arrays power efficient, dynamically steerable, and affordable (mass-producible). There will also be a strict need to ensure that the many ultra-sensitive sensing incumbents in the THz bands, including weather satellites and radio astronomy, are not adversely affected by terrestrial communications in adjacent bands [22].

RIS are an interesting recent development from a technical point of view [23], [24], and can in principle significantly extend the coverage range for mmWave and THz communications, particularly for NLOS scenarios, even solving the outdoor-to-indoor penetration problem when the RIS is integrated into a window. But the cost of widescale deployment and configuration of RIS remains a challenge, particularly when the benefit-vs-cost of deploying a RIS is compared to that of deploying a full-fledged 6G small cell.

E. Question 11: How will spectrum be allocated in 6G? Will dynamic spectrum sharing across operators and systems become the norm?

6G will necessarily require novel and more varied spectrum allocation models than previous Gs. Starting with FR3, which as we argue above is the key new 6G spectrum, there are numerous incumbents in

this spectrum, including a variety of fixed and mobile satellite users and also defense-related users [25]. While identifying and protecting such incumbents is in principle possible, it will probably require a more sophisticated approach to spectrum management than has been achieved to date in cellular networks.

Spectrum sharing in 6G will proceed cautiously. However, we emphasize that complicated and restrictive spectrum management could significantly reduce the commercial value of any spectrum to mobile operators in two aspects. First, service outages due to pre-emption by incumbents are not acceptable for cellular customers. Thus, if spectrum cannot be used reliably, it is of little value to operators. Second, to the extent that spectrum sensing adds complexity, power consumption (from constant monitoring), or complicated network operations, this will encounter strong resistance since it runs contrary to 6G’s value proposition, which is predicated on cost and power reduction. We expect that a successful and commercially viable 6G spectrum strategy will involve a mix of relocation of incumbent services and sharing between the incumbents and 6G services on a small fraction of the total available spectrum to minimize the impact on 6G service quality.

That said, an overall theme for 6G will be that the era of “clean” spectrum auctions is probably over: nearly all *new* spectrum will come with various caveats, and at least modest forms of spectrum sharing will become more typical. One can look to the sky for an early example of forced spectrum sharing, with the emerging dense LEO constellations such as Starlink, OneWeb, and Kuiper being required to coexist in the same spectrum under complicated and still-evolving rules.

Sharing in 6G is not just about spectrum sharing. On the topic of sharing in 6G, network equipment sharing is likely to be even more impactful and widespread than spectrum sharing. Network operators in many countries already widely share BS towers. For example, a typical macrocell tower in the US might be owned by a third party such as Crown Castle or American Tower, and house the (individual) antennas, radios, and possibly other hardware for two or three operators. This trend will accelerate in 6G to include the rest of the hardware, with the aim of achieving higher cost and energy efficiencies. In China, government-mandated infrastructure sharing among operators has led to multi-billion dollars of savings per year, resulting not only in lower costs for consumers, but also in new investments such as network densification, which have improved the consumer experience. Given its clear benefits, expanded network sharing is likely to be adopted voluntarily in the 6G era by MNOs in other countries.

IV. THE 6G PHYSICAL LAYER

A. *Question 12: Will there be a new waveform for 6G beyond OFDM/OFDMA?*

The dominant waveform in 6G will remain scalable OFDM. The OFDM waveform is nearly optimum for cellular data communications in several respects: (i) it is composed of parallel eigenfunctions for linear

channels, i.e., narrowband complex sinusoids; (ii) it allows a clean separation of spatial (multi-antenna) and intersymbol interference suppression, making it very advantageous for MIMO precoding and equalization; (iii) it has fundamentally low implementation complexity due to the FFT algorithm and subsequent one-tap equalization; (iv) it allows fully flexible multiple-access in both the time and frequency domain, with each connection allowed its a customized dynamic bandwidth; and (v) OFDMA provides flexibility to Layer 2 and above, enabling opportunistic scheduling of orthogonal resources, which can in principle achieve the Shannon capacity of a fading downlink or uplink channel with full CSI [26].

OFDM technology is also mature and ubiquitous, and for the most part beyond patent protections, making it difficult to beat on cost. Most of OFDM's alleged shortcomings such as its peak-to-average power ratio (PAPR), long symbol time [27], and slow frequency rolloff are largely overstated, and can be addressed with a variety of well-known approaches. Consider that the recently designed clean-slate broadband LEO communications systems Starlink and Kuiper have both adopted OFDM [28]. This is despite the PAPR issue, which is a more significant liability for satellite systems than terrestrial ones due to challenging link budgets. OFDM is entrenched firmly in WiFi as well, and shows increasing promise for joint sensing and communications applications [29], [30].

OFDM is not exclusive. OFDMA is a flexible framework allowing for sub-waveforms, including embedded single-carrier waveforms. By nulling some of the subcarriers in the OFDM waveform, a non-OFDM narrowband waveform can be transmitted simultaneously in the now-unoccupied subcarrier slots. Even a wideband non-OFDM signal can be multiplexed into an OFDM waveform, provided it is sent over the entire OFDM symbol time. For example, new sensing-centric or estimation-centric signals that are not technically OFDM could be sent in such a manner [15]. Alternatively, a meta-waveform operating on top of OFDM, such as OTFS [31], can also be envisioned for special cases such as ultra-high mobility. Furthermore, other custom narrowband signals for IoT or other low-power coverage-limited applications could be developed for 6G that have low PAPR or high resiliency to hardware imperfections for use cases in which spectral efficiency is not the primary concern [32]. These too can be fit into the OFDMA framework by allocating a portion of the band.

In summary, OFDM and OFDMA appear to be unbeatable in several different dimensions: near-optimality from a communication theory standpoint; flexibility and adaptability for different use cases; mature and efficient implementations. Thus we posit that OFDM/OFDMA is here to stay for 6G, although it may also incorporate other waveforms for specialized applications.

B. Question 13: Will there be new types of coding, modulation, or duplexing?

The two main desiderata for 6G coding and modulation are (i) facilitating more cost- and energy-efficient implementations in the higher bands, and (ii) improving spectral efficiency in the lower bands, e.g., the FDD bands discussed in Sec. III-C.

Consider developments in 5G NR in pursuit of these goals. Data channel decoding complexity and control channel reliability were both significantly improved compared to 4G LTE. Although the 5G LDPC code coupled with a systematic bit priority mapping (SBPM) interleaver has shown about 0.5 dB gain over the LTE Turbo code, the primary benefit of LDPC is its enabling a much higher area efficiency (Gbps/mm²). The inherent parallelism of the LDPC decoder and fewer parity checks at a high coding rate lead to more than 5x gain in throughput at peak rate for the same hardware area compared to a Turbo code [33]. On the control channel, the introduction of a Polar code [34] enabled higher control channel reliability at small block length compared to the LTE tail-biting convolutional code (TBCC), while achieving reasonable encoding and decoding latency [35]. 5G NR also introduced a new modulation scheme, $\pi/2$ BPSK, to enable high PA efficiency in low-rate uplink transmissions.

Coding and Modulation will focus on cost and energy vertices of the 6G efficiency triangle. 6G will explore further spectral efficiency improvements in coding and modulation, but these will be strongly conditioned on cost, area, and power efficiency. It is highly likely that 6G will be required to maintain a hardware “component-wise” backward compatibility for 5G and 6G hardware sharing. On the coding side, 6G is likely to use upgraded LDPC and Polar codes that allow the same hardware units to decode both 5G and 6G packets, as opposed to new coding families such as rate-less spinal codes, staircase codes, and polarization adjusted convolutional (PAC) codes, which may offer modest performance gains in some scenarios but are hardware-incompatible with 5G. Similarly for 6G modulation schemes, the industry will prefer new modulation schemes that build upon QAM and can be efficiently demapped over MIMO channels at peak data rates.

Constellation shaping is one area that could bring significant performance gains in 6G since the 5G LDPC code is already within 1 dB of the constrained capacity of the QAM constellation. There are two main approaches to achieving the shaping gain, probabilistic amplitude shaping (PAS) [36] and geometric shaping, both of which could potentially lead to coded modulation performance beyond the constrained capacity. Geometric shaping, which directly modifies the constellation points to mimic a Gaussian distribution, has been adopted in DVB and ATSC standards for broadcasting. But the demapping, especially for MIMO, may be too complex for 6G. PAS modifies the distribution of the input bits to an FEC followed by a QAM modulator, where the probabilistic distribution of the constellation points approaches that of a Gaussian

distribution. This is optimal from an information theory/entropy perspective. A prefix-code based PAS scheme has been adopted in WiFi-7, but the distribution matcher is likely to be redesigned in conjunction with a 6G LDPC code to meet the rate, block length, and performance requirements.

Duplexing in 6G. All previous Gs have been designed for frequency-domain duplex (FDD) and time-domain duplex (TDD). Could 6G be the first to embrace full-duplex (FD) [37]? We believe so, for two reasons. The first is the need for better uplink (UL) coverage and capacity in 6G to accommodate the rise of UL traffic due to interactive on-device applications such as XR. TDD bands offer ample downlink capacity, assuming a typical 70-80:30-20% DL:UL duty cycle. But this leads to a significant reduction of UL coverage compared to FDD, since the UL duty cycle cuts the available power by 70-80% versus FDD, where the UE can transmit continuously with a smaller bandwidth. Sub-band full-duplex (SBFD) within a TDD channel allows a macro base station to simultaneously transmit and receive at full duty cycle via frequency and spatial separation, using self-interference mitigation techniques [38]. SBFD essentially turns wideband TDD into wideband FDD, substantially improving both the UL link budget and capacity. The second reason for the rise of full duplex in 6G is joint communications and sensing (JCAS). Full-duplex transceivers will turn the 6G network into a robust and dense sensor network that generates valuable data analytics for services such as security, eHealth monitoring, autonomous cars, drones, and robotics.

C. Question 14: Will we see any new types of MIMO in 6G?

There are few technical topics where information theory has had a larger impact than on multi-antenna communications (MIMO), with N_t transmit antennas and N_r receive antennas. From unveiling the promise of a multiplicative capacity increase on the order of $\min(N_t, N_r)$ for single user MIMO in both closed-loop [39] and open-loop setups [40], to showing that such gains extend to more general multiuser MIMO scenarios [41], [42], the now vast body of strong theoretical results on MIMO communication is a bedrock of communication and information theory [43]. However, since nearly all these results are based on a simple narrowband abstraction of the MIMO matrix channel \mathbf{H} , and generally assumes perfect knowledge of \mathbf{H} —particularly at the receiver but also often at the transmitter—it is not surprising that the gap between theory and practice for MIMO is one of the larger such gaps in modern cellular systems. This is particularly true for large-dimensional MIMO systems with nontrivial mobility, but also for low-rank mmWave MIMO channels that rely on accurate transmit-receive beam alignment.

Before predicting the form that MIMO will take in 6G, it is useful to consider how MIMO was rolled out in LTE, and based on lessons learned in the 4G era, subsequently simplified and enhanced for 5G.

MIMO in LTE: An Era of Experimentation. The LTE standard pondered a wide variety of MIMO

techniques, codified by eventually 10 different “transmission modes”: TM1 to TM10¹. These scenarios covered nearly the whole MIMO kitchen sink:

- Alamouti codes [44] and frequency switched diversity (TM2).
- Open-loop spatial multiplexing with cyclic delay diversity (TM3), conceptually similar to BLAST [45].
- Codebook-based closed loop spatial multiplexing (TM4), following [46] and related approaches.
- Multiuser MIMO (TM5), which was also codebook based.
- A suite of closed-loop approaches that could utilize arbitrary precoders (TM7-9) unknown to the UE side. These were well-suited to TDD bands in general and massive MIMO approaches such as FD-MIMO [47] in particular.

By the peak of the LTE era, the dominant implementations comprised TM3, TM4 and TM8 [48]. In particular, TM3 and TM4 were usually used for FDD bands, while TM8 was the preferred mode for TDD. The most common high-performance receiver design, for all three modes, was a variant of a sphere decoder, which offers superior performance compared to MMSE receivers in many channel conditions. In short, the cellular industry implicitly converged on a few preferred approaches for MIMO in LTE, which provided several useful lessons for 5G and 6G systems.

MIMO in 5G: Beamforming-centric MIMO. 5G picked up where LTE left off, but focused further on the approach of TM7-9, which was to forego codebooks or open-loop MIMO and allow for arbitrary precoders that are transparent to the UE. In essence, the 5G MIMO approach is centered around beamforming, whether for a single strong beam at low SNR or a low-rank channel, or for multiple beams at higher SNR and channel rank, consistent with theoretical principles [43]. This beam-centric approach to precoding was buttressed with channel-reciprocity-based feedback using sounding reference signal in TDD deployments. When the mobile sounding (pilot) signal is too weak at the cell edge, 5G DL precoding is able to use a rich feedback known as Type II CSI, which allows up to 4 strong beam directions to be fed back using linear combinations of beams from an oversampled DFT codebook [48]. However, at the current time, all commercial 5G systems still use only Type I CSI, to the best of our knowledge. Furthermore, MU-MIMO has thus far had a fairly minor impact, related to challenges of grouping users amenable to joint precoding (e.g. similar pathloss, current CSI available for the same subband, quasi-orthogonal channels, data available to send).

¹We will focus our MIMO discussion on data transmissions as opposed to control channels, which also make use of MIMO but generally in a more simple and robust form.

MIMO in 6G: Native MIMO and FDD MIMO Revisited. The entire 6G PHY should be thought of in terms of being native MIMO, with all aspects built from a MIMO-first standpoint, including pilot symbols, channel estimation, feedback, scheduling, and the assumption of beamforming (directional transmissions). The main areas where cellular MIMO is still particularly suboptimal today are (i) two-directional beam alignment, for example at mmWave, and (ii) channel estimation/feedback and precoding for large MIMO channels, since it is impossible to know the entire spatial channel (with frequency selectivity) in all but the most static environments. With MU-MIMO, problem (ii) is quite challenging, since the precoder depends on which UEs are scheduled. On the plus side, continued network densification and the nature of FR3 should favor MU-MIMO in 6G vs. 5G. We discuss point (i) in Sec. III-B. Regarding point (ii), 6G will see a continued evolution towards more digital beamforming and more advanced hybrid precoding architectures, and the leveraging of ML techniques to provide strong priors on the channel estimates, as well as their quantization and compression for feedback. We also note that FWA could be a particularly ripe use case for MU-MIMO in 6G, given the more static channels and an often large and consistent level of downlink traffic (e.g. streaming HD video to the home).

In 5G, the FDD bands were to a large extent ignored, with all the attention on C-band TDD and mmWave. As 6G strives to deliver new efficiencies, there will be strong renewed emphasis on FDD MIMO optimization. This will include new active antenna arrays to get much better coverage and spectral efficiency from operators' precious FDD spectrum assets.

Stretch goals for 6G MIMO. We also expect to see early manifestations of “near field” and possibly “holographic” MIMO. Near field MIMO occurs when the aperture of the array is large relative to the wavelength, and renders increased multiplexing possible even in LOS conditions [49]. Holographic MIMO refers to ultra-dense arrays or even continuously-radiating surfaces [50]. For low-mobility dense urban scenarios, we will see incremental progress towards forms of “cell-free MIMO,” with multi-BS connectivity for increased area spectral efficiency. Cell-free MIMO in basic forms has been supported in 4G (“CoMP”) and 5G (“Multi-TRP”), but will be better enabled in the 6G era by a combination of reduced network latency and additional computational abilities near the network edge [51]. There will also be progress towards better understanding and exploiting the electromagnetic properties of large MIMO channels [52] and how to mitigate the impact of suboptimal low power circuits [53].

D. Question 15: Will the 6G PHY be replaced by neural networks and run on GPUs?

The integration of deep learning (DL) methods into the wireless PHY is one of the most interesting and potentially disruptive developments in communication systems in the last decade [54], [55]. In principle, neural networks can perform a superset of the current signal processing operations found in typical wireless

transceivers. With extensive data and training, they hold out the promise of end-to-end optimized designs that could outperform the current model-based approaches grounded in information and communication theory, which tend to assume particular channel and noise models, linear or near-ideal electronics, and accurate channel knowledge at both the receiver and to a lesser extent the transmitter. 5G-era approaches often assume other implicit idealizations or a particular decomposition of functionality. For example, the separation of channel estimation from subsequent equalization or precoding may be suboptimal in many settings [56], [57].

On the implementation side, a DL-based PHY could leverage rapid advances in deep learning models and their parallel computation via GPUs, providing a viable pathway to the softwarization of the computationally complex physical layer. Fine-grained customization and frequent software upgrades of the baseband PHY functionality become viable. This is essentially NVIDIA’s stated vision for 6G, and they have developed tools such as Siona and AerialSIM to advance this vision. It is an intriguing possibility, and has garnered considerable research and many interesting designs in both industry and academia. The reality is likely to be more nuanced.

We believe the 5G PHY will not be wholesale or even significantly replaced in 6G by neural networks, for two main reasons.

First, at the link (point-to-point) level and focused on communication KPIs like spectral efficiency and reliability, much of the 5G PHY is near-optimal in terms of communication and information theory, and general enough to handle the aforementioned nonidealities with at most minor degradation. This is particularly true for OFDM and frequency-domain equalization, as discussed in Sec. IV-A, and for the LDPCs. Although several studies such as [56], [58] have shown competitive or even moderately improved performance from DNN-based solutions in some specific scenarios – which is impressive—the gains are typically small (a dB or less), and largely unproven in terms of their generality or explainability.

Second, as we have postulated, 6G will be highly optimized for energy efficiency. There exist very efficient implementations for the most complicated parts of the transceiver, including OFDM (IFFT/FFT) and the error correction decoders. These will not be beatable by DL approaches in a complexity sense; on the contrary, DL approaches will consume considerably more power and area. This is particularly crucial at the UE side. There is a better case for a DL-based PHY at the BS side, but it will still need to be power efficient and trainable.

Nevertheless, we foresee a very important role for DL in the PHY, just not a wholesale replacement of the existing PHY pipeline.

E. Question 16: What then are the key roles for machine learning in 6G?

A key advantage of machine learning (ML) is its ability to address high-dimensional problems that are intractable with classical solutions. We foresee significant opportunities for ML to make an important impact on 6G in three broad areas.

Where models fail, or optimal approaches are unachievable. A first and important example includes large MIMO systems. Although the theory of MIMO is fairly mature, as discussed in Sec. IV-C, optimal approaches are not achievable—or even close to achievable—for 5G or envisioned 6G MIMO systems since the number of channel dimensions in the spatial, frequency, and user domains is so large. Moreover, wideband multiuser massive MIMO systems must operate with low complexity and minimal CSI. This is a highly suboptimal setting, and one where deep learning techniques can provide significant benefits. At a high level, deep learning approaches can learn to extrapolate or predict CSI, find approximate solutions to intractable problems, and generally exploit historical data to make near-optimal inferences. Concrete examples include (i) channel state information (CSI) estimation [59]–[61]; (ii) CSI compression and feedback [62], [63]; (iii) construction of downlink precoders with sparse CSI [64]–[66]; (iv) user scheduling in MU-MIMO [67], [68]; and (v) MIMO receivers, including joint design of channel estimation, spatial equalization, and symbol detection [56].

A second example is overcoming hardware non-idealities such as low resolution quantization [69], or power amplifier and RF distortions [70]. These degradations are hard to model and predict, and can be unique to each type of device. ML techniques can help preserve a desired performance level while enabling use of cheaper and lower power hardware components.

A third example is localization. Classical techniques based on time of arrival (ToA) of signals exchanged between the BS and UE have difficulty dealing with the myriad ways in which non-line-of-sight and multipath conditions manifest in urban areas, preventing network localization solutions from reaching the sub-meter-level accuracy targeted in 3GPP’s Release 17 [71]. Machine learning techniques seem well-suited to harnessing operators’ vast trove of ToA data to learn fine-grained patterns of urban blockage and multipath without the need to develop highly accurate 3D models and perform expensive ray tracing [72].

Cell-specific learning and optimization. 5G base stations allow a large number of design options and configurable parameters—bandwidths, subcarrier spacings, MIMO configurations, sectorized beam patterns, handover thresholds, and many more—and the parameter space will only increase for 6G. Optimal settings for these parameters vary significantly from cell to cell due to the propagation environment, user locations, density, mobility, and the amount and type of digital traffic being carried over the channel. These settings should be tuned accordingly, which is a complicated problem since the settings in one cell affect the

neighboring cells. Currently, BS settings are configured at best heuristically [73]. ML approaches can be used to automate and optimize these settings, whether through offline large scale simulations, or online adjustments. Our research shows that large gains are possible: as much as 5-10 dB in terms of cell edge user SINR [74]. We note that online parameter tuning does not necessarily require explicit standards support, but it does require large-scale data acquisition. An active role by network operators would be helpful; an alternative is to emulate and tune a large cellular network using emerging digital twins.

A physical-layer example is beamforming and beam alignment at higher carrier frequencies including mmWave and soon FR3. This is a notoriously difficult problem and one that causes a great deal of latency, overhead, and power consumption in 5G mmWave systems. By developing a sophisticated DL model of the cell-specific channel and user distribution, beam alignment can be achieved much faster and with far fewer searches [75], possibly by several orders of magnitude.

Deep Generative Models (DGMs). Generative AI, the most advanced form of modern deep learning, also holds potential for complex tasks in 6G. Because of their computational complexity and power consumption, we do not foresee a role for DGMs in the real-time pipeline, but they can play an important role offline and in the cloud. As a first example, DGMs can be used to learn and then generate cell-specific channel distributions as required for training the aforementioned cell-specific learning approaches. Since rich channel data are scarce, noisy, and expensive to attain in wireless systems, one can instead train a DGM with limited data samples and then use the DGM to generate unlimited realistic data with the desired characteristics, which can be used for training [76]–[78].

As a second example, Generative AI may enable radical new forms of compression for video or XR streaming applications that require only an accurate sensory representation at the receiver [79], [80]. Reference [81] argues it may be possible to distill an image (or video) to just a handful of words or other semantic objects that can be compressed to just a few hundred bits, with modern text-to-image generative AI tools recreating an approximation of the image at the receiver. If XR becomes a major use case in 6G, the rendering of such content could lean heavily on Generative AI technologies to meet its challenging bandwidth and latency constraints. But of course such on-device image or video creation would only be viable if reasonably energy efficient.

V. THE 6G NETWORK: ACHIEVING TRUE GLOBAL CONNECTIVITY

The 6G-era network—beyond the radio interface—will evolve in significant ways, some of which are already taking shape while others remain only vaguely adumbrated. As mentioned in connection with the 6G New Services Triangle in Fig. 2, we expect 6G to pursue global broadband connectivity, including into developing countries and sparsely populated regions. While we focus on mobile connectivity, FWA

will also be an important use case of 6G and promote global broadband connectivity in the home and office. True global connectivity is as much an economic challenge as it is technical, with the two aspects interdependent. For example, new technologies such as dense LEO satellite constellations and O-RAN can make vastly expanded high-speed coverage much more commercially viable.

A. Question 17: Can we really achieve global broadband coverage directly to smartphones with emerging LEO satellite constellations, or is that a pipe dream?

Broadband service directly between satellites and cellphones, so-called “D2C,” is among the most ambitious proposals for future connectivity. Apple’s surprise debut in 2022 of a D2C emergency messaging service with its iPhone 14—utilizing the legacy Globalstar LEO constellation—triggered intense interest and a flood of new investment. SpaceX (via Starlink) and AST SpaceMobile (ASTS) aim to provide broadband D2C service to ordinary 5G smartphones within the next few years. Amazon (via Kuiper) may be expected to follow suit. Such proposals, met by extreme skepticism a short time ago [82], are gaining credibility: even erstwhile skeptics have now signed partnership agreements for D2C service [83]. We focus on the D2C question here since it is already well-understood that fixed or large-form-factor transceivers can be well-supported by LEO systems such as Starlink.

The current academic literature on non-terrestrial networks (NTN) in the 6G era, e.g., [84]–[86], highlights research challenges and standardization efforts, but does not offer accurate specifics about the expected performance of future D2C services. Nonetheless, one can make reasonable projections based on information gleaned from public filings and initial service test reports. In our view, the most intriguing D2C prospect is ASTS, which has been testing its D2C concept since 2019. Whereas SpaceX’s proposed D2C service is currently based on hardware add-ons to its existing v2.0-Mini Starlink satellites, and so is constrained to using smaller antenna arrays, ASTS satellites are purpose-built for D2C and boast enormous antenna arrays capable of narrow beamforming. Since ASTS’s D2C proposal represents the most promising scenario for high-rate service from a technical point of view, let us consider it in a brief case study.

D2C Case Study: Will it really work? ASTS’s Block 2 BlueBird satellites, whose first launch is scheduled for 2025, are designed with an extremely large 223-m² planar area with a phased array on the Earth-facing side and solar arrays on the other [87]. Each satellite is designed to support 2500 adjustable beams, with each beam supporting a bandwidth of 40 MHz [87], [88]. A few simple calculations are useful to explore the implications of the satellite’s characteristics. Assuming a wavelength $\lambda = 34$ cm (corresponding to a downlink frequency of 880 MHz), an antenna area $A = 223$ m² and efficiency $\eta = 0.8$, the maximum gain of the BlueBird’s phased array is approximately $G_t = 4\pi\eta A/\lambda^2 = 43$ dBi, which implies an approximate beamwidth of $\theta_t = 0.0255$ rad, or 1.46 deg. At an altitude of 725 km [85], the narrowest

terrestrial spot beam that a Block 2 satellite could form would have a diameter of 18.5 km and an area of 269 km². Early testing indicates a spectral efficiency of 3 bps/Hz, which implies that each 40-MHz beam could support a total rate of 120 Mbps on the downlink. Suppose a beam were directed at a sparse rural area with population density 30 per km² and a conservative 50% smartphone ownership (the U.S. average in 2023 was 90%). This would imply a total of $269 \times 30 \times 0.5 = 4035$ smartphones in the beam-cell. Assuming a conservative 5% peak concurrency, about 200 of these phones would be active during peak demand hours. Even taking the FCC's outdated (2020) definition of broadband service (25/3 Mbps down/up), fewer than 5 of these 200 active phones could be supported with a broadband downlink through the 120-Mbps beam.

Direct to handset: not broadband, but still revolutionary. We conclude that ASTS's ambitious design could not meet even an outdated definition of broadband for its D2C service, even in a sparse rural area. Unfortunately, further increasing the phased array size, or employing distributed arrays [89], or multi-satellite MIMO [90] offer at best an uncertain path to significantly increasing the D2C area spectral efficiency. Yet if expectations were reduced so that 3G-like data rates—say, 3 Mbps on the downlink—were considered acceptable, then 40 of the 200 peak-active phones in a sparse-rural beam footprint could be served, which begins to sound viable from both a business and coverage standpoint. And assuming high-quality voice calls at 85 kbps with a 5% concurrency, nearly 30,000 subscribers could be supported within a beam cell, which would satisfy voice demand even at 90% smartphone ownership in areas with a population density up to 125 per km² (moderately dense rural).

Our overall assessment, therefore, is that D2C services in the 6G era will not meet any standard definition of broadband but will nonetheless be revolutionary, providing 3G-like speeds (3-5 Mbps on downlink) to any customer with an unobstructed view of the sky, and voice or text connectivity even in cars, trains, or superficially indoors. D2C will never be data-rate competitive with terrestrial cellular broadband, whose cost-per-GB to the MNO is about 50x lower [91]. But it is highly cost-effective in terms of providing true global coverage, since its cost-per-km² of coverage area is roughly 1000x lower [91]. Thus, D2C can provide cost-effective infill for customers in rural areas (perhaps via government subsidy) in the 6G era, as well as a global backup option to customers willing to pay a premium.

B. Question 18: What role will the 6G cellular standard play in D2C?

A curious fact about D2C is that the companies vying to provide initial D2C service claim no need of the upgrades to 5G NR that the 3GPP has developed in Releases 17 and 18 to support NTN. Instead, the goal is to provide D2C service to existing pre-Release-17 5G phones and even to LTE phones. However, the round trip time (RTT) and carrier frequency offset (CFO) for a direct connection to a LEO satellite are both

well beyond what can be supported by pre-Release-17 3GPP standards [92], [93]. The trick is to modify the satellite’s base station software—be it in the satellite itself, or at the ground station (gateway)—to compensate for the additional Doppler and latency of a D2C connection. Does this mean that the 3GPP’s efforts to introduce new standards for NTN, including for 6G, are irrelevant? In the short term, yes; in the long term, probably not.

One must bear in mind two facts when assessing the need for upgrades to 3GPP standards to support D2C. First, providers of LEO-based D2C with narrow beams, such as ASTS, know where their subscribers are to within the beam footprint radius, or approximately 10 km. Thus they know the user-equipment (UE) to satellite latency for all users in a beam to within 20 μ s or so (for high-elevation-angle connections), and they know the CFO for all UEs in a beam to better than the uncertainty caused by UE oscillators. Second, D2C providers have enormous flexibility in defining proprietary alterations to base station software. Thus, for example, none of the challenges of the random access (RA) procedure identified in [92] are insurmountable, and none of the fixes posed in [92] and [93] are absolutely necessary to support high scheduling efficiency, provided alterations to the gNB software are allowed. True, the random access opportunity (RAO) slot identified in the synchronization burst broadcast by each satellite will not be reachable by a pre-Release-17 UE because the maximum allowed timing advance is too short to compensate for the UE-to-gNB latency [93]. But a modified gNB knows this latency and can account for it by shifting its acceptance window for the Message 1 preamble response from the UE. The only cases that truly pose a challenge are those involving RTT measured at the UE, such as expiry of the RA response (RAR) window [92]. But 5G allows RAR windows of 20 ms or more, which is forgiving enough to accommodate latencies in LEO-based D2C, even under a transparent architecture.

In the long term, efforts made in 6G to support NTN will be useful, particularly for larger beams or higher orbits supporting text and voice services.

We also note that considerable regulatory risk has haunted D2C proposals since the earliest filings. The primary question has been whether D2C would only be allowed on the bandwidth-limited mobile satellite service (MSS) spectrum—the model Apple has adopted in partnership with Globalstar for its emergency messaging service—or whether the much more plentiful spectrum owned by MNOs, until now limited to terrestrial cellular networks, would be opened up for D2C usage. The FCC’s 2024 Supplemental Coverage from Space (SCS) regulatory framework resolved this question [94]. It allows MNOs to use their spectrum for D2C provided that no harmful interference spills into existing MSS bands or into bands owned by other MNOs. This has been broadly interpreted as a green light both for D2C and for the expanded vision of a fully integrated and seamless terrestrial-and-space cellular communications architecture such as described

in [86]. Of course, coordination with 3GPP and other global organizations will be necessary to establish a global system of rules for D2C and other NTN services.

C. Question 19: What about other NTN paradigms such as HAPS (High Altitude Platform Stations) for achieving global coverage?

When Google began development on Project Loon in 2011, it made sense to investigate whether high-altitude balloons could be a viable platform for 3G (and later 4G) base stations delivering cellular connectivity to unconnected areas [95]. The space-based alternative was scarcely considered: high launch costs, at about \$16,000 per kg in 2011 [96], precluded that option in view of the hundreds—if not thousands—of satellites that would be required. Other ideas for providing internet connectivity via high-altitude platform station (HAPS), such as stratospheric drones, were also the subject of serious development and investment in the 2010s. Google acquired Titan Aerospace in 2014, and Facebook flew its carbon-fiber solar-powered Aquila plane in 2016.

By the time Project Loon was abandoned in 2021, the competitive landscape looked much different. SpaceX’s reusable Falcon 9 had reduced launch costs to \$2,500 per kg for external customers [96], and likely below half this for SpaceX’s internal customer, Starlink, whose constellation was poised to enter commercial service. Moreover, in 2019 a proof-of-concept demonstration by AST SpaceMobile showed the feasibility of direct-to-phone links from LEO [87]. The reason given for Loon’s failure was lack of commercial viability [95], a condition to which the increasing feasibility and decreasing costs of a space-based alternative no doubt contributed. By the time of Loon’s demise in 2021, Google and Facebook had already abandoned their other HAPS programs. Local and ad hoc NTNs, including HAPS, will eventually materialize, delivering broadband direct to phones for special events or regional networks. But there appears to be no viable path to continental-scale coverage via HAPS or other non-space NTN paradigms.

D. Question 20: Is O-RAN going to be transformative, or will the operators stick with a more vertically integrated system?

O-RAN makes sense from many perspectives. By disaggregating radio access networks and standardizing interfaces between essential network functions, O-RAN offers operators expanded flexibility in vendor selection and thus, in principle, lower cost to equip and maintain their networks [97]. Moreover, the standardized interfaces and modules in O-RAN offer insertion points for software virtualization and incremental adoption of third-party applications that can harness the latest advances in AI/ML to optimize network configuration and operation [98]. In fact, a strong case can be made that O-RAN is key to expanded and agile adoption of AI into the RAN, as it offers a practical middle way between the slow and highly

constrained path to AI adoption via the 3GPP standardization process, and the impractical AI-from-the-ground-up RAN model that eschews standardization (see Sec. IV-D). With such compelling arguments to recommend it, the O-RAN architecture is commonly viewed as a defining feature of future 6G networks [99] and one of the keys to expanding coverage. But it should be noted that some major players, such as Huawei, are not a part of existing O-RAN development or lobbying groups, and are instead deploying alternative solutions. We expect tight coordination between 3GPP and O-RAN in standardizing the 6G architecture.

We believe RAN disaggregation will become the dominant paradigm going forward whether or not it gives rise to significant vendor diversification. The functional splitting initiated in 5G between distributed units (DUs) and centralized units (CUs) of the RAN makes sense even for single-vendor systems, because high-performance yet inexpensive off-the-shelf (OTS) servers can replace all Layer-2 functions. Virtualization and modularization will, in turn, significantly erode the “G staircase” as discussed in Sec. II-F: the software modules in the DU and CU will be subject to continuous development, shadow testing, and deployment schedules with fine-grained versioning, just as is common in the software industry. Again, these benefits will no doubt be realized even if vendors maintain monolithic ownership of the RAN stack.

“Open” comes with costs: complexity, performance, and security. O-RAN faces significant headwinds that arise precisely because of its open, modular, and clearly defined nature. The first challenge is complexity. Operators of networks based on O-RAN will either have to assume the complex burden of system integration themselves, or they will need to hire system integrators whom they will hold accountable to provide smooth network operation despite a heterogeneous mix of vendors and equipment. The stringent demands of high performance and extreme reliability will induce operators or integrators to settle on a small subset of well-tested multi-vendor combinations, partially vitiating the open competition that originally motivated O-RAN as a concept.

The second challenge is performance. Multi-vendor systems will likely struggle to achieve the same performance as sole-vendor disaggregated RANs because the latter can pass additional proprietary messages from one module to the next, enabling cross-module optimization, whereas multi-vendor systems will be tied exclusively (or nearly so) to O-RAN-defined interfaces. Moreover, systems running on a cascade of proprietary ASICs will tend to be more energy efficient—perhaps significantly so—than those based on virtualization across OTS servers. Thus, costs saved by implementing processing on OTS servers could be lost in the long term to greater energy expenditure.

O-RAN’s third challenge is security. Open interfaces and modularity are well-known to expand a system’s attack surface, and O-RAN is no exception [97], [100]. In an industry already fraught with suspicion over

eavesdropping and data manipulation—including outright bans on several major equipment vendors in many Western countries—national authorities are unlikely to welcome a flourishing of third-party apps running on open multi-vendor platforms drawing from global supply chains.

O-RAN will succeed, but conditionally. Our assessment is that RAN disaggregation is inevitable—indeed, already well underway—but that only a small set of trusted vendors and system integrators will ultimately succeed in the 6G O-RAN economy. Third-party rApps and xApps will indeed run on RAN intelligent controllers (RICs), but like apps on Apple or Android platforms, they will be tightly contained for security reasons, depriving them of access to data streams that could enhance their performance, whereas proprietary apps from the vendor or system integrator will have freer access. Thus, disaggregation will ultimately usher in a new age of AI-infused modular RANs, some running on OTS equipment, but vendor (or system integrator) lock-in will remain a feature of 6G because performance, energy efficiency, and trust will remain imperatives for operators and regulators.

VI. ACKNOWLEDGMENTS

The authors would like to thank Alperen Duru for his help creating the figures in this article.

REFERENCES

- [1] G. P. Fettweis, “The tactile internet: Applications and challenges,” *IEEE Vehicular Technology Magazine*, vol. 9, pp. 64–70, Mar. 2014.
- [2] N. Lu, N. Cheng, N. Zhang, X. Shen, and J. W. Mark, “Connected vehicles: Solutions and challenges,” *IEEE internet of things journal*, vol. 1, no. 4, pp. 289–299, 2014.
- [3] E. Uhlemann, “Connected-vehicles applications are emerging,” *IEEE Vehicular Technology Magazine*, vol. 11, no. 1, pp. 25–96, 2016.
- [4] T. S. Rappaport, S. Sun, R. Mayzus, H. Zhao, Y. Azar, K. Wang, G. N. Wong, J. K. Schulz, M. Samimi, and F. Gutierrez, “Millimeter wave mobile communications for 5G cellular: It will work!,” *IEEE Access*, vol. 1, pp. 335–349, 2013.
- [5] M. Giordani, M. Polese, M. Mezzavilla, S. Rangan, and M. Zorzi, “Toward 6G networks: Use cases and technologies,” *IEEE communications magazine*, vol. 58, no. 3, pp. 55–61, 2020.
- [6] W. Jiang, B. Han, M. A. Habibi, and H. D. Schotten, “The road towards 6G: A comprehensive survey,” *IEEE Open Journal of the Communications Society*, vol. 2, pp. 334–366, 2021.
- [7] C.-X. Wang, X. You, X. Gao, X. Zhu, Z. Li, C. Zhang, H. Wang, Y. Huang, Y. Chen, H. Haas, *et al.*, “On the road to 6G: Visions, requirements, key technologies, and testbeds,” *IEEE Communications Surveys & Tutorials*, vol. 25, no. 2, pp. 905–974, 2023.
- [8] R. Berry and R. Gallager, “Communication over fading channels with delay constraints,” *IEEE Trans. on Info. Theory*, vol. 48, pp. 1135–1149, May 2002.
- [9] Y. Polyanskiy, H. V. Poor, and S. Verdú, “Channel coding rate in the finite blocklength regime,” *IEEE Transactions on Information Theory*, vol. 56, no. 5, pp. 2307–2359, 2010.
- [10] O. Kanhere, H. Poddar, Y. Xing, D. Shakya, S. Ju, and T. S. Rappaport, “A power efficiency metric for comparing energy consumption in future wireless networks in the millimeter-wave and terahertz bands,” *IEEE Wireless Communications*, vol. 29, no. 6, pp. 56–63, 2022.
- [11] Ericsson, “Ericsson mobility report,” June 2024.
- [12] E. Hardouin, “An operator perspective on 6G,” in *IEEE Communications Theory Workshop*, (Banff, Canada), May 2024.

- [13] J. G. Andrews, H. Claussen, M. Dohler, S. Rangan, and M. C. Reed, "Femtocells: Past, present, and future," *IEEE Journal on Sel. Areas in Communications*, vol. 30, pp. 497–508, Apr. 2012.
- [14] C. Sturm and W. Wiesbeck, "Waveform design and signal processing aspects for fusion of wireless communications and radar sensing," *Proceedings of the IEEE*, vol. 99, no. 7, pp. 1236–1259, 2011.
- [15] F. Liu, Y. Cui, C. Masouros, J. Xu, T. X. Han, Y. C. Eldar, and S. Buzzi, "Integrated sensing and communications: Toward dual-functional wireless networks for 6G and beyond," *IEEE journal on selected areas in communications*, vol. 40, no. 6, pp. 1728–1767, 2022.
- [16] G. Zhu, D. Liu, Y. Du, C. You, J. Zhang, and K. Huang, "Toward an intelligent edge: Wireless communication meets machine learning," *IEEE Communications Magazine*, vol. 58, no. 1, pp. 19–25, 2020.
- [17] E. Wang, M. Dohler, G. Phillips, and P. Karlsson, "Five takeaways on the future of 6G XR from the 6G@UT Forum," *Ericsson Blog*: <https://www.ericsson.com/en/blog/2023/5/five-research-insights-on-6g-xr>, 2023.
- [18] X. Lin, J. Li, R. Baldemair, J.-F. T. Cheng, S. Parkvall, D. C. Larsson, H. Koorapaty, M. Frenne, S. Falahati, A. Grovlen, and K. Werner, "5G New Radio: Unveiling the essentials of the next generation wireless access technology," *IEEE Communications Standards Magazine*, vol. 3, no. 3, pp. 30–37, 2019.
- [19] S. Kang, M. Mezzavilla, S. Rangan, A. Madanayake, S. B. Venkatakrishnan, G. Hellborg, M. Ghosh, H. Rahmani, and A. Dhananjay, "Cellular wireless networks in the upper mid-band," *IEEE Open Journal of the Communications Society*, vol. 5, pp. 2058–2075, 2024.
- [20] M. Cudak, A. Ghosh, A. Ghosh, and J. Andrews, "Integrated access and backhaul: A key enabler for 5G millimeter-wave deployments," *IEEE Communications Magazine*, vol. 59, no. 4, pp. 88–94, 2021.
- [21] H. Holma, H. Viswanathan, and P. Mogensen, "Extreme massive MIMO for macro cell capacity boost in 5G-Advanced and 6G," *Nokia Bell Labs White Paper*, <https://www.bell-labs.com/institute/white-papers/>, 2023.
- [22] T. S. Rappaport, Y. Xing, O. Kanhere, S. Ju, A. Madanayake, S. Mandal, A. Alkhateeb, and G. C. Trichopoulos, "Wireless communications and applications above 100 GHz: Opportunities and challenges for 6G and beyond," *IEEE Access*, vol. 7, pp. 78729–78757, 2019.
- [23] E. Basar, M. Di Renzo, J. De Rosny, M. Debbah, M.-S. Alouini, and R. Zhang, "Wireless communications through reconfigurable intelligent surfaces," *IEEE Access*, vol. 7, pp. 116753–116773, 2019.
- [24] Q. Wu, B. Zheng, C. You, L. Zhu, K. Shen, X. Shao, W. Mei, B. Di, H. Zhang, E. Basar, L. Song, M. D. Renzo, Z.-Q. Luo, and R. Zhang, "Intelligent surfaces empowered wireless network: Recent advances and the road to 6G," *Proceedings of the IEEE*, pp. 1–40, 2024.
- [25] M. Ghosh, "The national spectrum strategy and implementation plan," *IEEE Wireless Communications*, vol. 31, no. 2, pp. 6–7, 2024.
- [26] D. Tse and P. Viswanath, *Fundamentals of Wireless Communication*. Cambridge University Press, 2005.
- [27] N. Michailow, M. Matthé, I. S. Gaspar, A. N. Caldevilla, L. L. Mendes, A. Festag, and G. Fettweis, "Generalized frequency division multiplexing for 5th generation cellular networks," *IEEE Transactions on Communications*, vol. 62, no. 9, pp. 3045–3061, 2014.
- [28] T. E. Humphreys, P. A. Iannucci, Z. M. Komodromos, and A. M. Graff, "Signal structure of the Starlink Ku-band downlink," *IEEE Transactions on Aerospace and Electronic Systems*, pp. 1–16, 2023.
- [29] A. M. Graff and T. E. Humphreys, "Purposeful co-design of OFDM signals for ranging and communications," *EURASIP Journal on Advances in Signal Processing*, 2024.
- [30] A. M. Graff and T. E. Humphreys, "OFDM-based positioning with unknown data payloads: Bounds and applications to LEO PNT," *IEEE Transactions on Wireless Communications*, 2024. Submitted for review.
- [31] S. K. Mohammed, R. Hadani, A. Chockalingam, and R. Calderbank, "OTFS—a mathematical foundation for communication and radar sensing in the delay-doppler domain," *IEEE BITS the Information Theory Magazine*, vol. 2, no. 2, pp. 36–55, 2022.
- [32] A. Lozano and S. Rangan, "Spectral versus energy efficiency in 6G: Impact of the receiver front-end," *IEEE BITS the Information Theory Magazine*, vol. 3, no. 1, pp. 41–53, 2023.

- [33] T. Richardson and S. Kudekar, "Design of low-density parity check codes for 5G new radio," *IEEE Communications Magazine*, vol. 56, no. 3, pp. 28–34, 2018.
- [34] E. Arikan, "Channel polarization: A method for constructing capacity-achieving codes for symmetric binary-input memoryless channels," *IEEE Transactions on Information Theory*, vol. 55, no. 7, pp. 3051–3073, 2009.
- [35] V. Bioglio, C. Condo, and I. Land, "Design of polar codes in 5G New Radio," *IEEE Communications Surveys & Tutorials*, vol. 23, no. 1, pp. 29–40, 2021.
- [36] G. Böcherer, F. Steiner, and P. Schulte, "Bandwidth efficient and rate-matched low-density parity-check coded modulation," *IEEE Transactions on Communications*, vol. 63, no. 12, pp. 4651–4665, 2015.
- [37] E. Everett, A. Sahai, and A. Sabharwal, "Passive self-interference suppression for full-duplex infrastructure nodes," *IEEE Transactions on Wireless Communications*, vol. 13, no. 2, pp. 680–694, 2014.
- [38] M. Abdelghaffar, T. V. P. Santhappan, Y. Tokgoz, K. Mukkavilli, and T. Ji, "Subband full-duplex large-scale deployed network designs and tradeoffs," *Proceedings of the IEEE*, vol. 112, no. 5, pp. 487–510, 2024.
- [39] E. Telatar, "Capacity of multi-antenna Gaussian channels," *European Trans. Telecommun.*, vol. 6, pp. 585–95, Nov-Dec. 1999.
- [40] G. Foschini and M. J. Gans, "On limits of wireless communications in a fading environment when using multiple antennas," *Wireless Personal Communications*, vol. 6, pp. 311–335, Mar. 1998.
- [41] G. Caire and S. Shamai, "On the achievable throughput of a multi-antenna Gaussian broadcast channel," *IEEE Trans. on Info. Theory*, vol. 49, pp. 1691–1706, July 2003.
- [42] S. Vishwanath, N. Jindal, and A. Goldsmith, "Duality, achievable rates and sum rate capacity of the Gaussian MIMO broadcast channel," *IEEE Trans. on Info. Theory*, vol. 49, pp. 2658–2668, Oct. 2003.
- [43] R. W. Heath and A. Lozano, *Foundations of MIMO Communication*. Cambridge University Press, 2019.
- [44] S. M. Alamouti, "A simple transmit diversity technique for wireless communications," *IEEE Journal on Sel. Areas in Communications*, vol. 16, pp. 1451 – 1458, Oct. 1998.
- [45] G. J. Foschini, "Layered space-time architecture for wireless communication in a fading environment when using multiple antennas," *Bell Labs Technical Journal*, vol. 1, no. 2, pp. 41–59, 1996.
- [46] D. J. Love, R. W. Heath, and T. Strohmer, "Grassmannian beamforming for MIMO wireless systems," *IEEE Trans. on Info. Theory*, vol. 49, pp. 2735–47, Oct. 2003.
- [47] Y.-H. Nam, B. L. Ng, K. Sayana, Y. Li, J. Zhang, Y. Kim, and J. Lee, "Full-dimension MIMO for next generation cellular technology," *IEEE Communications Magazine*, vol. 51, June 2013.
- [48] W. Chen, P. Gaal, J. Montojo, and H. Zisimopoulos, *Fundamentals of 5G Communications*. McGraw-Hill, 2021.
- [49] P. Ramezani, A. Kosasih, A. Irshad, and E. Björnson, "Exploiting the depth and angular domains for massive near-field spatial multiplexing," *IEEE BITS the Information Theory Magazine*, vol. 3, no. 1, pp. 14–26, 2023.
- [50] T. Gong, P. Gavriilidis, R. Ji, C. Huang, G. C. Alexandropoulos, L. Wei, Z. Zhang, M. Debbah, H. V. Poor, and C. Yuen, "Holographic MIMO communications: Theoretical foundations, enabling technologies, and future directions," *IEEE Communications Surveys and Tutorials*, vol. 26, no. 1, pp. 196–257, 2024.
- [51] G. I. Hien Quoc Ngo, E. G. Larsson, G. Caire, and J. G. Andrews, "Ultra-dense cell-free massive MIMO for 6G: Technical overview and open questions," *Proceedings of the IEEE*, available: <https://arxiv.org/abs/2401.03898>, 2024.
- [52] E. Bjornson and et al, "Towards 6G MIMO: Massive spatial multiplexing, dense arrays, and interplay between electromagnetics and processing," *submitted to Proceedings of the IEEE*, <https://arxiv.org/abs/2401.02844>, 2024.
- [53] A. Mezghani, M. Akrouf, M. R. Castellanos, S. Saab, B. Hochwald, R. W. Heath, and J. A. Nossek, "Reincorporating circuit theory into information theory," *IEEE BITS the Information Theory Magazine*, pp. 1–17, 2024.
- [54] T. O’Shea and J. Hoydis, "An introduction to deep learning for the physical layer," *IEEE Transactions on Cognitive Communications and Networking*, vol. 3, no. 4, pp. 563–575, 2017.

- [55] Z. Qin, H. Ye, G. Y. Li, and B.-H. F. Juang, "Deep learning in physical layer communications," *IEEE Wireless Communications*, vol. 26, no. 2, pp. 93–99, 2019.
- [56] M. Honkala, D. Korpi, and J. M. J. Huttunen, "DeepRx: Fully convolutional deep learning receiver," *IEEE Transactions on Wireless Communications*, vol. 20, no. 6, pp. 3925–3940, 2021.
- [57] Y. Zhang, A. Doshi, R. Liston, W. tian Tan, X. Zhu, J. G. Andrews, and R. W. Heath, "DeepWiPHY: Deep learning-based receiver design and dataset for IEEE 802.11ax systems," 2020.
- [58] S. Dorner, S. Cammerer, J. Hoydis, and S. ten Brink, "Deep learning based communication over the air," *IEEE Journal of Selected Topics in Signal Processing*, vol. 12, pp. 132–143, February 2018.
- [59] E. Balevi, A. Doshi, A. Jalal, A. Dimakis, , and J. G. Andrews, "High dimensional channel estimation using deep generative networks," *IEEE Journal on Sel. Areas in Communications*, vol. 39, pp. 18–30, Jan. 2021.
- [60] M. Arvinte and J. I. Tamir, "MIMO channel estimation using score-based generative models," *IEEE Trans. Wireless Commun.*, vol. 22, pp. 3698–3713, June 2023.
- [61] J. Gao, M. Hu, C. Zhong, G. Y. Li, and Z. Zhang, "An attention-aided deep learning framework for massive MIMO channel estimation," *IEEE Transactions on Wireless Communications*, vol. 21, no. 3, pp. 1823–1835, 2022.
- [62] J. Guo, C.-K. Wen, S. Jin, and G. Y. Li, "Convolutional neural network-based multiple-rate compressive sensing for massive MIMO CSI feedback: Design, simulation, and analysis," *IEEE Trans. Wireless Commun.*, vol. 19, pp. 2827–2840, Apr. 2020.
- [63] M. B. Mashhadi, Q. Yang, and D. Gündüz, "Distributed deep convolutional compression for Massive MIMO CSI feedback," *IEEE Transactions on Wireless Communications*, vol. 20, no. 4, pp. 2621–2633, 2021.
- [64] F. Sohrabi, K. M. Attiah, and W. Yu, "Deep learning for distributed channel feedback and multiuser precoding in FDD massive MIMO," *IEEE Trans. Wireless Commun.*, vol. 20, pp. 4044–4057, Jul. 2021.
- [65] Q. Hu, Y. Cai, Q. Shi, K. Xu, G. Yu, and Z. Ding, "Iterative algorithm induced deep-unfolding neural networks: Precoding design for multiuser MIMO systems," *IEEE Transactions on Wireless Communications*, vol. 20, no. 2, pp. 1394–1410, 2021.
- [66] J. Park, F. Sohrabi, A. Ghosh, and J. G. Andrews, "End-to-end deep learning for TDD MIMO systems in the 6G upper midbands," <https://arxiv.org/abs/2402.01033>, 2024.
- [67] Y. Shen, Y. Shi, J. Zhang, and K. B. Letaief, "Graph neural networks for scalable radio resource management: Architecture design and theoretical analysis," *IEEE Journal on Selected Areas in Communications*, vol. 39, no. 1, pp. 101–115, 2021.
- [68] C. Xu, Y. Jia, S. He, Y. Huang, and D. Niyato, "Joint user scheduling, base station clustering, and beamforming design based on deep unfolding technique," *IEEE Transactions on Communications*, vol. 71, no. 10, pp. 5831–5845, 2023.
- [69] E. Balevi and J. G. Andrews, "One-bit OFDM receivers via deep learning," *IEEE Trans. on Communications*, vol. 67, pp. 4326–4336, June 2019.
- [70] C. Zhang, Y.-L. Ueng, C. Studer, and A. Burg, "Artificial intelligence for 5G and beyond 5G: Implementations, algorithms, and optimizations," *IEEE Journal on Emerging and Selected Topics in Circuits and Systems*, vol. 10, no. 2, pp. 149–163, 2020.
- [71] F. Campolo, A. Blaga, M. Rea, A. Lozano, and X. Costa-Pérez, "5GNSS: Fusion of 5G-NR and GNSS localization for enhanced positioning accuracy and reliability," *IEEE Transactions on Vehicular Technology*, 2024.
- [72] B. C. Tedeschini and M. Nicoli, "Cooperative deep-learning positioning in mmWave 5G-advanced networks," *IEEE Journal on Selected Areas in Communications*, 2023.
- [73] K. Patel, C. Ge, A. Mahimkar, S. Shakkottai, and Y. Shaqalle, "CIPAT: Latent-resilient toolkit for performance impact prediction due to configuration tuning," in *Proceedings of the 1st ACM Workshop on Machine Learning for NextG Networks (ACM MLNextG '24)*, ACM MLNextG '24, (New York, NY, USA), ACM, 2024.
- [74] E. Tekgul, T. Novlan, S. Akoum, and J. G. Andrews, "Joint uplink–downlink capacity and coverage optimization via site-specific learning of antenna settings," *IEEE Transactions on Wireless Communications*, vol. 23, no. 5, pp. 4032–4048, 2024.
- [75] Y. Heng, Y. Zhang, A. Alkhateeb, and J. G. Andrews, "Site-specific beam alignment in 6G via deep learning," *to appear in IEEE Communications Magazine*, 2024.

- [76] A. Doshi, M. Gupta, and J. G. Andrews, "Over-the-air design of GAN training for mmwave mimo channel estimation," *IEEE Journal on Selected Areas in Information Theory*, vol. 3, pp. 557–73, Sep 2022.
- [77] N. Soltani, K. Sankhe, J. Dy, S. Ioannidis, and K. Chowdhury, "More is better: Data augmentation for channel-resilient RF fingerprinting," *IEEE Commun. Mag.*, vol. 58, pp. 66–72, Oct. 2020.
- [78] T. Lee, J. Park, H. Kim, and J. G. Andrews, "Generating high dimensional user-specific wireless channels using diffusion models," *Submitted to IEEE Trans. on Wireless Commun.*, <https://arxiv.org/abs/2409.03924>, 2024.
- [79] D. Gündüz, Z. Qin, I. E. Aguerri, H. S. Dhillon, Z. Yang, A. Yener, K. K. Wong, and C.-B. Chae, "Beyond transmitting bits: Context, semantics, and task-oriented communications," *IEEE Journal on Selected Areas in Communications*, vol. 41, no. 1, pp. 5–41, 2023.
- [80] J. Park and et al, "Towards semantic MAC protocols for 6G: From protocol learning to language-oriented approaches," *to appear, IEEE BITS the Information Theory Magazine*, 2025.
- [81] T. Weissman, "Toward textual transform coding*," *IEEE BITS the Information Theory Magazine*, pp. 1–9, Early Access 2023.
- [82] Verizon, "Permission to deny of Verizon." https://licensing.fcc.gov/myibfs/download.do?attachment_key=2770485, Nov. 2020. SAT-PDR-20200413-00034.
- [83] AST SpaceMobile, Inc., "AST SpaceMobile and Verizon announce plans to target 100 percent geographical coverage of the continental United States from space on premium 850 MHz cellular spectrum." <https://www.businesswire.com/news/home/20240529554741/en/>, May 2024.
- [84] M. Giordani and M. Zorzi, "Non-terrestrial networks in the 6G era: Challenges and opportunities," *IEEE network*, vol. 35, no. 2, pp. 244–251, 2020.
- [85] S. Boumard, I. Moilanen, M. Lasanen, T. Suihko, and M. Höyhtyä, "A technical comparison of six satellite systems: Suitability for direct-to-device satellite access," in *2023 IEEE 9th World Forum on Internet of Things (WF-IoT)*, pp. 01–06, IEEE, 2023.
- [86] A. Guidotti, A. Vanelli-Coralli, M. El Jaafari, N. Chuberre, J. Puttonen, V. Schena, G. Rinelli, and S. Cioni, "Role and evolution of non-terrestrial networks towards 6G systems," *IEEE Access*, 2024.
- [87] TheKOOKReport, "AST SpaceMobile: The mobile satellite cellular network monopoly." <https://www.kookreport.com/post/ast-spacemobile-asts-the-mobile-satellite-cellular-network-monopoly-please-find-my-final-comp>, Aug. 2024.
- [88] AST SpaceMobile, "AST SpaceMobile secures strategic investment from AT&T, Google and Vodafone," Jan. 2024. <https://www.sec.gov/Archives/edgar/data/1780312/000149315224002914/ex99-1.htm>.
- [89] D. Tuzi, E. F. Aguilar, T. Delamotte, G. Karabulut-Kurt, and A. Knopp, "Distributed approach to satellite direct-to-cell connectivity in 6G non-terrestrial networks," *IEEE Wireless Communications*, vol. 30, no. 6, pp. 28–34, 2023.
- [90] A. Guidotti, A. Vanelli-Coralli, and C. Amatetti, "Federated cell-free MIMO in non-terrestrial networks: Architectures and performance," *IEEE Transactions on Aerospace and Electronic Systems*, 2024.
- [91] J. Madden, "NTN economics," in *Brooklyn 6G Summit*, (Brooklyn, NY), Oct. 2024.
- [92] O. Kodheli, A. Astro, J. Querol, M. Gholamian, S. Kumar, N. Maturo, and S. Chatzinotas, "Random access procedure over non-terrestrial networks: From theory to practice," *IEEE Access*, vol. 9, pp. 109130–109143, 2021.
- [93] S. Cioni, X. Lin, B. Chamailard, M. El Jaafari, G. Charbit, and L. Raschkowski, "Physical layer enhancements in 5G-NR for direct access via satellite systems," *International Journal of Satellite Communications and Networking*, vol. 41, no. 3, pp. 262–275, 2023.
- [94] Federal Communications Commission, "Single network future: Supplemental coverage from space," Mar. 2024. <https://docs.fcc.gov/public/attachments/FCC-24-28A1.pdf>.
- [95] A. Alexander, M. Alvidrez, W. Beg, Z. Benezet-Parsons, *et al.*, "Loon Library: Lessons from building Loon's stratospheric communications service," tech. rep., Project Loon, 2021.
- [96] Citigroup, "Space: The dawn of a new age," May 2022. https://www.citigroup.com/global/insights/space_20220509.
- [97] M. Polese, L. Bonati, S. D'oro, S. Basagni, and T. Melodia, "Understanding O-RAN: Architecture, interfaces, algorithms, security, and research challenges," *IEEE Communications Surveys & Tutorials*, vol. 25, no. 2, pp. 1376–1411, 2023.

- [98] L. Bonati, S. D’Oro, M. Polese, S. Basagni, and T. Melodia, “Intelligence and learning in O-RAN for data-driven NextG cellular networks,” *IEEE Communications Magazine*, vol. 59, no. 10, pp. 21–27, 2021.
- [99] X. Lin, L. Kundu, C. Dick, and S. Velayutham, “Embracing AI in 5G-Advanced toward 6G: A joint 3GPP and O-RAN perspective,” *IEEE Communications Standards Magazine*, vol. 7, no. 4, pp. 76–83, 2023.
- [100] J. Xing, S. Yoo, X. Foukas, D. Kim, and M. K. Reiter, “On the criticality of integrity protection in 5G fronthaul networks,” in *33rd USENIX Security Symposium (USENIX Security 24)*, (Philadelphia, PA), pp. 4463–4479, USENIX Association, Aug. 2024.

Jeffrey Andrews (F’13) is the Truchard Family Endowed Chair in Engineering at the University of Texas at Austin where he is Director of the 6G@UT research center, which promotes close collaboration with over a dozen leading companies in the 6G ecosystem. Dr. Andrews is an ISI Highly Cited Researcher and has been co-recipient of 16 best paper awards in the field of wireless communications, including the 2016 IEEE Communications Society & Information Theory Society Joint Paper Award and six other major IEEE journal paper awards. He has received the the 2015 Terman Award, the 2021 Gordon Lepley Memorial Teaching Award, and the 2019 IEEE Kiyoo Tomiyasu technical field award. He was the Founding Chair of the Steering Committee for the IEEE Journal on Selected Areas in Information Theory and is a past Editor-in-Chief of the IEEE Transactions on Wireless Communications. He received the B.S. in Engineering with High Distinction from Harvey Mudd College, and the M.S. and Ph.D. in Electrical Engineering from Stanford University.

Todd Humphreys (SM) holds the Ashley H. Priddy Centennial Professorship in Engineering in the department of Aerospace Engineering and Engineering Mechanics at the University of Texas at Austin. He is Director of the Wireless Networking and Communications Group (WNCG) and of the UT Radionavigation Laboratory. His publications are among the most cited in the field of positioning, navigation, and timing. His awards include The University of Texas Regents’ Outstanding Teaching Award (2012), the National Science Foundation CAREER Award (2015), the Institute of Navigation Thurlow Award (2015), the Qualcomm Innovation Fellowship (2017), the IEEE Walter Fried Best Paper Award (2012, 2020, 2023), the Presidential Early Career Award for Scientists and Engineers (PECASE, 2019), and the Institute of Navigation Kepler Award (2023). He is a Fellow of the Institute of Navigation and of the Royal Institute of Navigation. He earned his B.S. and M.S. in Electrical and Computer Engineering from Utah State University, and his Ph.D. in Aerospace Engineering from Cornell University.

Tingfang Ji is Vice President of Engineering at Qualcomm Technologies, Inc., where he leads global 6G research. He joined Qualcomm Technologies in 2003, and from 2003 to 2014, he made instrumental technical contributions toward the development of LTE and LTE-Advanced technology and served as an

official of 3GPP radio group. Since 2014 he has been responsible for the flagship Qualcomm Technologies 5G/6G research project, driving Qualcomm Technologies' 5G NR air interface design and standardization efforts, sub6 GHz multi-vendor pre-commercial IODT/trials, and 6G research on communication theory, positioning, sensing, full duplex, and cross-node wireless machine learning. Tingfang is Chair of the technology working group of NextG Alliance, which promotes North American 6G technologies. Before joining Qualcomm, Tingfang was a member of the technical staff at Bell Labs. As an inventor, he has more than 600 granted US patents. Tingfang received his Ph.D. in E.E. from the University of Michigan, Ann Arbor, in 2001 and a B.Sc. from Tsinghua University, Beijing.