

Living off the Analyst: Harvesting Features from Yara Rules for Malware Detection

Siddhant Gupta*, Fred Lu*[†], Andrew Barlow*, Edward Raff*[†],
Francis Ferraro*, Cynthia Matuszek*, Charles Nicholas*, and James Holt[‡]

*University of Maryland, Baltimore County

[†]Booz Allen Hamilton

[‡]Laboratory of Physical Sciences

Abstract—A strategy used by malicious actors is to “live off the land,” where benign systems and tools already available on a victim’s systems are used and repurposed for the malicious actor’s intent. In this work, we ask if there is a way for anti-virus developers to similarly re-purpose existing work to improve their malware detection capability. We show that this is plausible via YARA rules, which use human-written signatures to detect specific malware families, functionalities, or other markers of interest. By extracting *sub-signatures* from publicly available YARA rules, we assembled a set of features that can more effectively discriminate malicious samples from benign ones. Our experiments demonstrate that these features add value beyond traditional features on the EMBER 2018 dataset. Manual analysis of the added sub-signatures shows a power-law behavior in a combination of features that are specific and unique, as well as features that occur often. A prior expectation may be that the features would be limited in being overly specific to unique malware families. This behavior is observed, and is apparently useful in practice. In addition, we also find sub-signatures that are dual-purpose (e.g., detecting virtual machine environments) or broadly generic (e.g., DLL imports).

I. INTRODUCTION

There often exists a gap between problems encountered in production, development, and deployment of anti-virus (AV) systems and those studied by academic researchers [7, 51, 39]. This article is concerned with a problem that straddles this intersection: how do we get new static features for a malware detector? Static features are particularly necessary as they are one of the first tools used in production due to computational efficiency/throughput requirements, and thus, they need regular updates/evolution to stay effective as malware adapts and changes [52, 21, 23]. At the same time, human expertise and time to develop new features is expensive due to the high cost of analyst time [5]. So we ask, *is there any way to create new AV features more efficiently without overburdening our limited supply of malware analysts?* Inspired by the observation from Ugarte-Pedrero, Graziano, and Balzarotti [54] that analysts can often more quickly identify what makes a malicious sample malicious rather than determining a benign sample is benign, we look to re-purpose already existing activities as an additional “boost” to feature engineering.

Specifically, analysts already develop signatures, relatively small and specific descriptors of a target family or functionality, as a regular part of their jobs. In this work, we hypoth-

esize: *Yara signatures [3] developed in the normal course of operations can be re-purposed to improve AV detectors for Windows PE files.* This re-purposing was non-obvious *a priori*. Supporting this “living off the land” approach is that signatures are ubiquitous and incentive-aligned. Multiple works surveying analysts [55], reverse engineering AVs [8], and working with professional analysts [49] have found that signature creation is still one of the key, common, and critical activities in real-world environments. This is often done when a specific malware family is not detected by current tools, which aligns well with our need to tackle concept drift and model degradation over time. However, all of these features are necessarily targeting malware, providing no new benign indicators, and are generally designed to be specific, meaning the approach is potentially incomplete in information. Even when code is reused between malware families [11], it does not mean that the content used in a signature will be reused.

This article demonstrates that we can, in fact, extract useful features from Yara rules. Our work is organized as follows. First, work related to our own will be reviewed in section II. The approach we take to feature extraction and building our final model is detailed in section III, which also analyzes why we take our approach. Our strategy at a high level is simple: we break Yara rules into their smaller components, which we term sub-signatures to avoid ambiguity, in order to increase their occurrence rate – as a full Yara rule often fires too rarely and specifically to be useful as a feature. Then, we demonstrate two simple strategies for selecting these sub-signatures conditionally on the information already captured by an original model $f_0(\cdot)$ with its original feature set z . The empirical validation of our method is shown in section IV, ultimately demonstrating a relative improvement of 1.8% at a low false-positive rate of 0.01%. This section includes a manual and statistical analysis of our choices and their impact on results, the features selected, and how the Yara features are meaningfully distinct from the existing EMBER features. Finally, we conclude in section V.

II. RELATED WORK

In a survey of 491 papers on malware research, Botacin, Ceschin, Sun, Oliveira, and Grégio [7] noted that little malware research deals with real-world observational challenges

identified by users and companies. There are issues with updating a model for real-world environments [44, 56] *A priori*. We expect that most features extracted from Yara signatures will only be malicious indicators. This is not well aligned with standard machine learning, where features from both the benign and malicious classes are desired. However, recent works applied to malware detection have found forcing a model to use only positive indicators [17, 20] can be a way of forcing robustness against a class of additive adversarial attacks, the intuition being that only malware attempts to evade detection, and so features should only detect malware with a default answer of benign. Though this supports our approach in the abstract, other works have loosened the strict “positive features only” requirement to improve accuracy and retain or expand the scope of robustness guarantees [19, 43, 15]. As the next paragraph will note, signatures are fallible, and so such techniques should be used to develop robust models, but the study of robustness is beyond the scope of this article.

AutoYara [49], YarGen [50] and VxSig [6] are among the many previous efforts to generate Yara signatures [25, 35, 18, 30]. While we will show that features we predict to be useful can be harvested from Yara rules, it is important to note that Yara rules themselves can be attacked and subverted [42, 34, 31, 14]. As such, our method is not a panacea to adversarial attacks and defense, and indeed, such a discussion is larger than the scope of this article.

Broadly, the complexity of malware detection and the impossibility of unbiased sampling of the population at large [22] have led to a wide variety of papers looking at alternative featurization techniques to meet different challenges. This includes custom dynamic analysis for less-common malware vectors like C# [9], byte features, and miss-assumptions about packing [1], using the file path [38, 29, 27], and using co-occurrence of other files [57, 53, 26], amongst many others. Our work continues this long-term trend of looking at alternative means of obtaining predictive information for malware detectors, targeting simplicity in fitting into existing processes.

III. YARA RULES AS FEATURES

A. Extracting Yara Sub-signatures

Yara rules are generally hand-written by analysts to detect or identify specific behaviors present in a class of malicious files. Because of the flexibility of the Yara grammar and the absence of a unifying intent (e.g., malware family version vs. functionality or capability detection) for using Yara Rules, the rules can vary in robustness and looseness in identifying a given malware family [12]. Others (see for example Yong Wong, Landen, Antonakakis, Blough, Redmiles, and Ahamad [58]) have also observed a variety of intents and processes used by malware analysts. Often, rules are designed to be specific, targeting a particular malware family or interesting unit of functionality, and so the desired fire rate of the rule is low with respect to the entire population of binary files. In such cases, using the entire Yara rule as a feature is problematic because a given rule may only fire on few, if any, of the files in a corpus.

```
rule anubi
{
  strings:
    $av0 = "/c \"wmic product where
    → name=\"ESET NOD32 Antivirus\"
    → call uninstall /nointeractive \""
    $av1 = "/c \"wmic product where
    → name=\"Kaspersky Anti-Virus\"
    → call uninstall /nointeractive \""
    $av2 = "/c \"wmic product where
    → name=\"Kaspersky Internet
    → Security\" call uninstall
    → /nointeractive \""
    $av3 = "/c \"wmic product where
    → name=\"Avira Connect\" call
    → uninstall /nointeractive \""
    $av4 = "SOFTWARE\\Microsoft\\Windows
    → Defender\\Reporting"
    $cmd0 = "Invmod of %d %% %d"
    $cmd1 = "Expected : %d"
    $cmd2 = "Result :"
    $cmd3 = "%08X%08X%c"
    $anti0 = "DisableAntiSpyware"
    $anti1 =
    → "DisableRoutinelyTakingAction"
    $anti2 = "TaskbarNoNotification"
    $anti3 = "DisableNotificationCenter"
    $ransom0 = "Dele"
    $ransom1 = "te S"
    $ransom2 = "hado"
    $ransom3 = "ws /"
    $ransom4 = "All"
    $ransom5 = "/Qui"
    $ransom6 = "et &"

  condition:
    (uint16(0) == 0x5A4D) and (2 of
    → ($av*)) and (3 of ($cmd*)) and (3
    → of ($anti*)) and (6 of ($ransom*))
}
```

Fig. 1. Example of a Yara signature from https://github.com/tjnel/yara_repo/blob/master/ransomware/crime_win_ransom_anubi.yara. The highlighted “strings” of the Yara rule will be extracted and treated as 20 different features. The conditional logic that combines these components is ignored in our approach because it makes the whole rule as a singular unit too rare to be useful to a machine-learning model. By focusing on the individual components that we term sub-signatures, we obtain sufficient frequency in occurrence that they aid a predictive model.

The crux of our approach will be to extract useful features from within given Yara rules. It is necessary for us to have features that occur with some degree of regularity for them to be useful, and so we divide every Yara rule into *sub-signatures: individual lines of the original signature that identify one specific component of the larger rule*, as illustrated in Figure 1. We discard any conditional logic that is used to combine the sub-signatures into the holistic rule as originally developed by an analyst.

We surveyed 22 GitHub repositories that hosted Yara rules for public consumption, listed in Appendix A. We found wide disparities in how rules are developed and used in each repository. For example, some analysts may use the Unix strings command as their main tool for writing signatures,

while others hand-tune rules using tools built from YarGen or VxSig. In addition, analysts may have preferences for different kinds of features or markers, and even how their rules are organized within Yara (e.g., one “uber signature” that detects many different items of interest, or breaking each target of interest into its own Yara rule file). This was also documented by experiments in [49], in which three analysts each had different approaches for signature creation. Because our intent is to design a solution that is invariant to how analysts use our tools, we did not place any restrictions on how or by whom the rules are written. Nor did we attempt to filter the rules in each repository. In total, we ended up with a set of 19,627 sub-signatures.

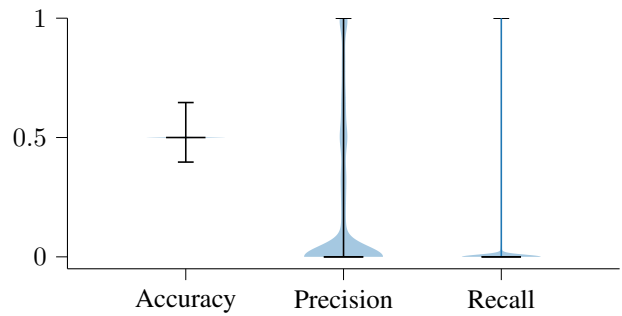
The set of sub-signatures were then turned into potential features by identifying whether each sub-signature occurred within each file, over a corpus of benign and malicious files. For this work, we used the 2018 version of the Ember dataset [4]. The dataset is organized with a time-based split between train and test to avoid information leakage [41], with all malware collected in 2018. There are 600k training and 200k testing files, evenly split between benign and malicious. In other words, for a given file i and a set of d sub-signatures, we denote $\mathbf{x}_i \in \{0, 1\}^d$ to be its corresponding feature vector. In addition, we use $y_i \in \{0, 1\}$ to denote whether a given file is malicious, with $y = 1$ for malware.

B. Identifying Useful Sub-signatures

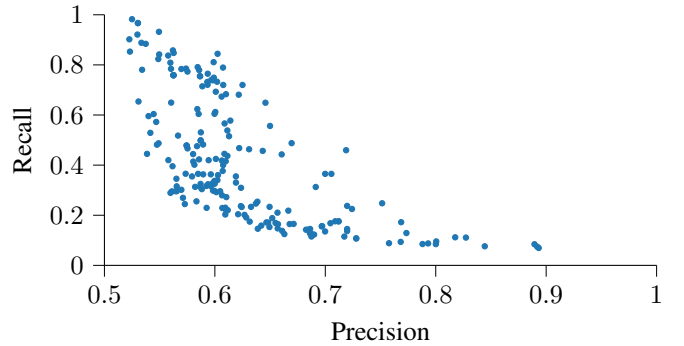
Due to the large number of Yara sub-signatures which we were able to collect, it is unlikely that all of them will make useful features. Our next challenge is to identify useful Yara features for malware discrimination. It is infeasible to manually inspect such a large number of sub-signatures to pick out relevant features. Nor is it ideal to keep all of the features in a model if most of them turn out to be ineffective or redundant.

To emphasize the difficulty, we compute the discriminative performance of each sub-feature (19,627 extracted from the 22 repositories) over the Ember training set in terms of three metrics: accuracy, precision, and recall, as shown in Fig. 2(a). We note that the accuracies of all the sub-signatures fall within a narrow range between 40% and 65%, while the vast majority are only slightly above 50%. Although precision and recall metrics have a wider range, ranging from 0 to 1, the majority of precision and recall scores are only slightly above 0. As a result, we suspect that many of the features may detect a certain rare behavior with high precision but fail to detect most malware files, or conversely, flag a large proportion of files as malicious with a high false positive rate [37, 36]. Furthermore, the existence of features with sub-50% accuracy raises the concern that certain sub-signatures may have low specificity, being triggered by benignware more often than the actual malware files being targeted.

To attempt to filter out such behaviors, one could consider selecting the highest-accuracy rules. For example, the top 200 rules by accuracy fall between 53% and 65%. Even among such rules, however, there is a wide range of precision and



(a) Distributions of accuracy, precision, and recall over Yara features. Short black lines indicate the extrema of each distribution. Long black lines indicate the median.



(b) Precision vs. recall of the top 200 Yara features selected by individual accuracy

Fig. 2. Distributional statistics of Yara sub-signatures over the Ember dataset in terms of predicting whether a file is malware. This shows that individual sub-signatures have little predictive power and tend to be highly specific in what they detect. Thus, we need to consider a joint feature selection to obtain meaningful results.

recall, as shown in Fig. 2(b). This indicates that such rules may still return only one class much of the time. Thus filtering sub-signatures by their individual metrics on the Ember dataset may not effectively select useful features.

In spite of the above challenges, we will show that Yara sub-signatures are in fact useful features for malware classification, when used in combination with principled feature selection. In our method, we propose using L_1 -regularized (also known as Lasso) logistic regression to perform automatic feature selection. This model minimizes the objective

$$L(w) := \frac{1}{n} \sum_{i=1}^n \ell(w, \mathbf{x}_i, y_i) + \lambda \|w\|_1 \quad (1)$$

This model can learn a linear classification model with weights w while also keeping w sparse. By varying λ we can adjust the number of non-zero components in w , corresponding to the selected Yara features, and can be scaled to large corpora [32, 33].

In Section IV, we will show that (1) combining Yara sub-signatures as features can give high malware discrimination performance; (2) the Lasso-based selection outperforms se-

lecting sub-signatures based on individual accuracy, precision, or recall.

C. Model Learning on Yara Sub-signatures

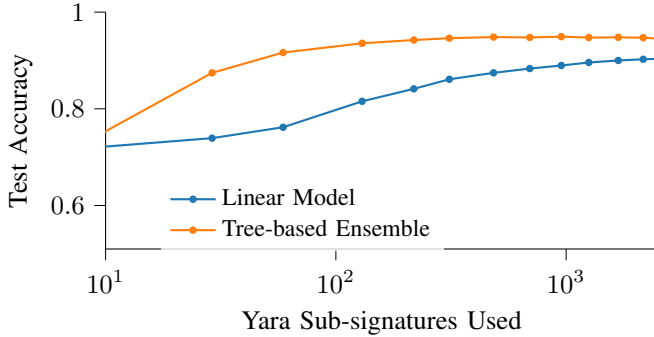


Fig. 3. Using only Yara sub-signatures as features, we see that only a limited number of the original 19k sub-signatures are needed for predictive accuracy. This also shows that training a tree ensemble after feature selection provides higher accuracy, suggesting a two-step model-building process. This informs our strategy for the full approach of leveraging Yara sub-signatures.

While a regularized linear classifier can efficiently perform feature selection, we find that prediction accuracy can be further improved by switching to a more complex tree-based ensemble. In Fig. 3, we take the features selected by the Lasso model (Eq. 1) for each value of λ and then fit an XGBoost model over those features. We see that for any given set of Yara features, the tree-based model achieves higher accuracy than the linear model.

This higher accuracy indicates that there are non-linear interactions among Yara features beyond simple additive effects. This makes sense since we had previously decomposed Yara rules into sub-signatures, disregarding the conditional logic that combined the sub-signatures into a single rule. The tree-based model thus has the ability to “reconstruct” useful rules from the sub-signatures using the Ember training data. Note that we are not attempting to validate the “correctness” of the tree’s induced rules, as the task has changed from some specific identification of the original signature to a more general “benign vs malicious” task.

We also highlight that with just 300 Yara sub-signatures, the accuracy has hit a plateau. This reinforces the notion that it will be useful to perform feature selection to identify the relatively small set of effective Yara sub-signatures for malware discrimination.

D. Incorporating Side Information

Our method can incorporate prior existing features in addition to Yara sub-signatures. For example, the Ember 2018 dataset was published with a set of 2381 features extracted using the LIEF library¹ representing a reasonable set of

engineered features². We denote \mathbf{z} as the existing side features, which is stacked as a matrix Z .

We also introduce

- 1) $f_0(\cdot)$, the baseline classification model trained on the original feature set \mathbf{z} , that is not derived from Yara rules (i.e., the Ember features in our testing).
- 2) $g(\cdot)$, the feature selection model, which returns the subset of Yara sub-signatures that are predicted to be useful (i.e., Equation 1 in our experiments).
- 3) $f(\cdot)$, the final malware detection model trained from original features \mathbf{z} and the added sub-signatures from $g(\cdot)$.

The simplest approach to feature selection is *independent selection*, which uses g to select Yara features without any side information by solving Eq. 1 directly (i.e, the same way of selecting features in Figure 3). Then the selected Yara features from $g(\mathbf{x})$ are concatenated to the side features \mathbf{z} to use as predictors for f .

We also consider two more tailored approaches. First is *conditional selection*, where we first use $f_0(\cdot)$ to obtain the predicted probabilities based on the original features. Then $f_0(\mathbf{z})$ is added as a single uni-variate feature to \mathbf{x} to train g by minimizing

$$L_{CS}(w) = \frac{1}{n} \sum_{i=1}^n \ell(w, [f_0(\mathbf{z}_i), \mathbf{x}_i], y_i) + \lambda \|w\|_1 \quad (2)$$

This approach provides conditional information about the existing set of features \mathbf{z} at minimal compute cost, and uses predictions that are likely already available.

The second alternative is *stacked feature selection*, where all sub-signatures and the original \mathbf{z} are concatenated into one larger feature vector as input to g , which has higher computational cost but may allow more fidelity in feature selection. In other words, the selection model g minimizes

$$L_{SFS}(w) = \frac{1}{n} \sum_{i=1}^n \ell(w, [\mathbf{z}_i, \mathbf{x}_i], y_i) + \lambda \|w\|_1 \quad (3)$$

This gives us two sets of options to evaluate the effectiveness of feature selection. A priori, we expect that conditional selection will be easier to leverage in a commercial environment where larger (private) datasets may be used, and the computational cost of regular model updates is a non-trivial financial consideration. Testing the stacked feature selection helps us to determine if there may be predictive efficacy lost in using the prior approach.

E. Full Algorithm

Our entire approach is summarized in Algorithm 1, for both the sub-signature extraction and feature selection steps. Line 10 details the three cases we will evaluate to decide how side information is added to the model to aid feature selection. The

²The set of features is intentionally restricted compared to the original company’s commercial offering. This is a balance that research in this space must play to obtain real-world impact but not jeopardize the company’s needs to maintain some competitive edge.

¹<https://lief.re/>

Algorithm 1 Harvesting Yara rule for Malware (HaYaMa)

```
1: Input: Original dataset  $\mathcal{D}$  with features  $z_i$ . Set of Yara Rules  $\mathcal{R}$ .
2: Set of simple signatures  $S \leftarrow \emptyset$ .
3: for Yara Rule  $\in \mathcal{R}$  do
4:   Extract from the Yara Rule all individual sub-signatures  $\{r_j, \dots, r_{j'}\}$ 
5:    $S \leftarrow S \cup \{r_j, \dots, r_{j'}\}$  { Update the set of signature components}
6: for Binary sample  $i \in \mathcal{D}$  do
7:    $\hat{x}_i \leftarrow$  zero vector of  $|S|$  dimensions.
8:   for  $r_j \in S$  do
9:      $\hat{x}_i[j] \leftarrow \mathbb{1}[r_j \in \text{sample}_i]$  {Set signature occurrence as a one-hot feature}
10:  switch (Adding side information)
11:  case Conditional Selection:
12:     $\hat{x}_i \leftarrow [\hat{x}_i; f_0(z_i)]$  {Add implicit information about original features  $z_i$ }
13:  case Stacked feature selection:
14:     $\hat{x}_i \leftarrow [\hat{x}_i; z_i]$  {Explicitly add original features  $z_i$ }
15:  default:
16:     $\hat{x}_i$  unaltered {Independent selection, no use of side information}
17:  end switch
18: Train selection model  $g(\cdot)$  on  $\{\hat{x}_1, \hat{x}_2, \dots, \hat{x}_{|\mathcal{D}|}\}$ .
19:  $R \leftarrow [r'_1, r'_2, \dots, r'_k]$  are the top- $k$  relevant Yara features as determined by  $g(\cdot)$ 
20:  $\tilde{x}_i \leftarrow z_i \cup \mathbb{1}[r_j \in \text{sample}_i], \forall r_j \in R$ , is the final feature set for each sample  $i$ 
21:  $f(\cdot)$  is the final model trained on  $\{\tilde{x}_1, \tilde{x}_2, \dots, \tilde{x}_{|\mathcal{D}|}\}$ 
```

default case is to ignore that other features z have already been developed and to simply select features based on their predictive performance. Because this case does not take the prior features into account, it could potentially select redundant features.

F. Experimental details

In the following experiments, we use XGBoost models for f_0 and f . As discussed, they obtained higher accuracy than linear classifiers for a given set of sub-signatures. We use Lasso logistic regression to select features as g .

Linear models. We use regularized logistic regression as our feature selection model g . To perform feature selection while fitting the model, we used the L_1 regularization (Lasso), which shrinks some coefficients to zero, thus identifying the most relevant Yara features for malware classification. Varying the strength of the regularization parameter C results in varying numbers of selected features. For this model, we used the LIBLINEAR solver with default parameters [16] from scikit-learn [40]. For experiments where the set of features was preset, we did not apply the Lasso penalty because we wanted all specified features to be used.

Tree-based methods. We tested XGBoost, LightGBM, and Random Forest as our tree-based methods. XGBoost and

LightGBM are gradient boosting algorithms, which sequentially adds trees to the model to minimize a conditional objective [13, 24]. On the other hand, Random Forest uses independent randomized trees to minimize decision tree variance [10].

We found that XGBoost gave the best results, so we adopted it as our algorithm for f_0 and f . We tuned the hyperparameters for XGBoost using Optuna [2] with 100 iterations. The feature set used in our tuning consisted of all EMBER features and 300 YARA rules as identified by Lasso. The hyperparameter optimization was evaluated using a 20% validation set from the EMBER training set. In all experiments, we partition our samples into the original training and test splits provided in the EMBER 2018 dataset [4]. For additional details and final parameters, refer to the Appendix.

IV. EXPERIMENTAL RESULTS

A. Lasso effectively selects Yara sub-signatures

We first confirm that Lasso-based selection is more effective than using individual metrics (accuracy, precision, or recall) to filter features. For any given number of Yara sub-signatures k , we find a Lasso model which keeps approximately k features by choosing λ appropriately in Eq. 1. For the metric-based approach, we select the top k features as sorted by that metric.

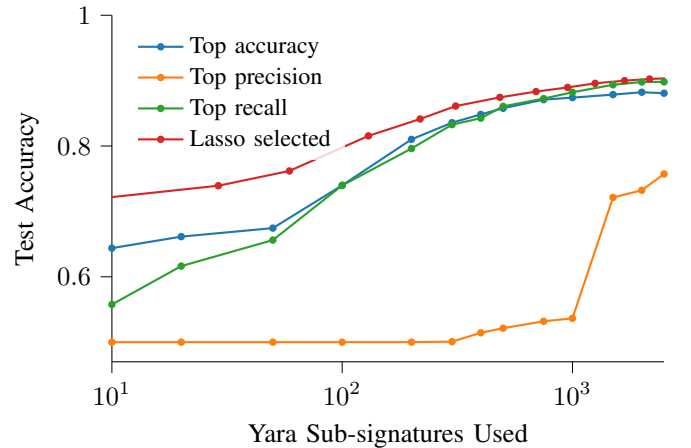


Fig. 4. In this experiment, linear classifiers are trained on a subset of Yara sub-signatures to predict Ember test labels. We compare metric-based selection of Yara sub-signatures (filtering by top accuracy, precision, or recall) versus automated feature selection via the Lasso penalty. Lasso selection gives higher accuracy for any feature set size.

The results are shown in Fig 4. This experiment has two takeaways: (1) a combination of Yara sub-signatures can achieve significantly higher accuracy than individual features; (2) a linear classifier based on lasso selection obtains higher accuracy for any number of Yara features than metric-based selection. This is because the latter approaches do not account for useful interactions among rules and often include rules which individually perform well but are overall redundant. This is especially important given that the YARA rules do not individually show high discriminative ability.

B. Combining Yara with Prior Features

We now provide additional detail about our experiments.

We first demonstrate the performance of our full method as described in Algo. 1 by incorporating the original Ember features. As described in section III-D, we modify the feature selection process itself to incorporate information from the Ember features. These approaches are compared in Fig. 5, which shows performance in two metrics: test accuracy, and area under ROC (AUC) limited to low false positive rate (FPR) under 0.01. We find that the approaches give similarly high performance, with the independent selection being marginally lower on occasion.

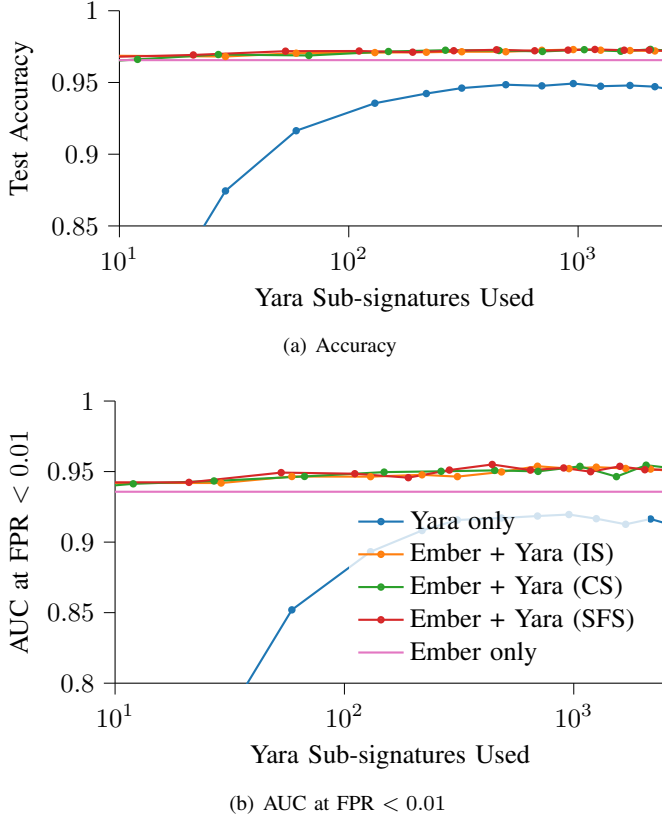


Fig. 5. Performance of our full model as presented in Algo. 1, showing how (a) test accuracy, and (b) AUC at low FPR, increases as Yara features are added. A Yara-only model without Ember features (blue) shows the importance of using side information. Furthermore, Yara features demonstrate clear value when added to the baseline Ember-only model (pink).

We also highlight two important observations to demonstrate our method’s effectiveness. First, the model using Yara features only (blue) has lower performance than any model which also uses the Ember features, although it still reaches 95% accuracy. This observation supports that side information can provide high predictive value and is important to incorporate into our method.

Second, while the model that only uses original Ember features (pink) achieves a relatively high baseline accuracy of 96.6%, this performance is immediately surpassed by adding Yara features. Furthermore, the performance continues to

increase as more Yara features are added, eventually plateauing at around 300 features. This is similar to the Yara-only curve and supports our claim that *Yara sub-signatures add predictive value beyond what the original Ember features provide*.

C. Effect of Model Choice

We also analyze the effect of model choice for our predictive model f . In Fig. 6, the *independent selection* approach is used to combine Ember features with Yara sub-signatures into various choices of final predictive model. The experiment clearly demonstrates the dominance of tree-based methods (XGBoost, LightGBM, and Random Forest) over the linear classification model (logistic regression). In addition, XGBoost has the highest overall performance, which is why we selected it as our final predictive model.

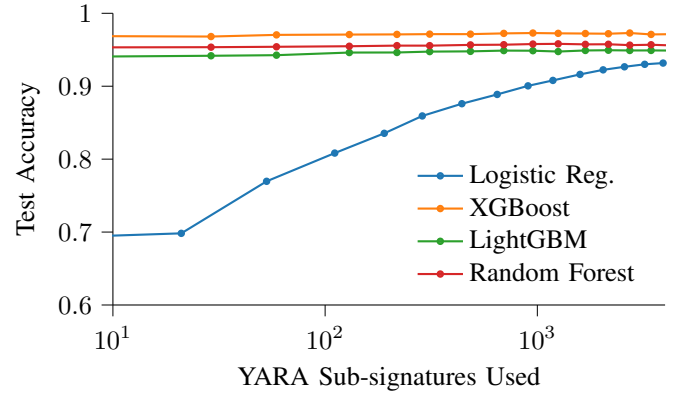


Fig. 6. Comparing various machine learning algorithms as YARA rules are added to the baseline EMBER features as model training inputs. XGBoost (orange) performs the best across the range of YARA rules used, so we adopt it as our main model.

D. Exploration of Selected Features

Having demonstrated empirically that the sub-signatures found by our approach meaningfully improve the classification accuracy of Ember at both normal and low false-positive scenarios, we further explore the nature of individual-specific features that our model tends to select. First, is it worth noting that the features selected tend to follow a power-law distribution in their occurrence rate, similar to that of n-gram features [48]. This is shown by the Empirical Cumulative Distribution Function (ECDF) of the sub-signature occurrence rate in both benign and malicious files in Figure 7.

Below, we will briefly review some of the features found in our approach, grouped into three common types of selected features. There are two common trends we observe across all cases:

- 1) Features that are highly specific in what they identify (e.g., a specific malware family). It is likely that these features serve a similar purpose as the highly specific “Kilo-Grams” of [45, 47, 46], where 64 to 1024 byte identifiers provided utility when added to the original EMBER features. The hypothesis purposed in [45]

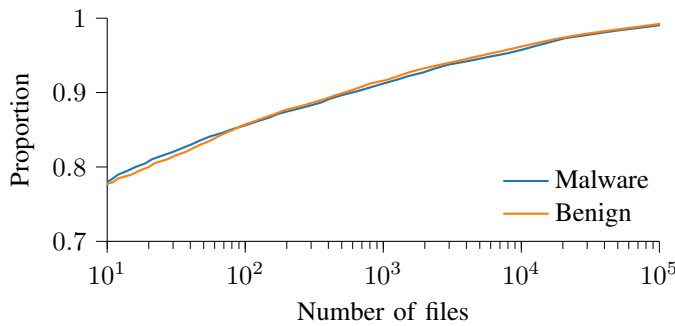


Fig. 7. The Empirical Cumulative Distribution Function (ECDF) of selected sub-signatures in our training data shows what proportion of the sub-signatures (y-axis) have occurred in how many files (x-axis). We can see that many features selected are highly specific (occur in ≤ 10 files, left-side), while there are also features that occur in nearly all 600k training files. This power law-esque distribution of features is similar to observations in n-gram-based feature models, showing that our sub-signatures are not too dissimilar in their occurrence rate as previously considered features.

was that such specific identifiers allowed a tree-based model (like XGBoost) to quickly isolate/detect “problem” families and then reserve feature splits/utility to more accurately separate the larger populations. We believe this insight applies to our experiments as well.

- 2) Features that are general purpose in nature. These features capture specific behaviors/actions that may occur in a wider class of malware samples or even serve a dual-use purpose that causes them to appear in benign files as well.

Three common groupings we have identified are file paths, “atomic strings”, and DLLs. Some examples with an exposition on interesting cases are provided below. Generally, the path features tended to be more specific in nature, atomic strings more diverse in their potential utility, and DLLs almost always are potentially dual-use. The following sub-sections will provide a brief summary of some exemplar sub-signatures we found interesting, as well as a list of strings selected by our approach for inspection.

1) *Paths*: A common issue in AV deployments is the selection of relevant signatures. With a limited amount of space and compute resources available, it is often the case that signatures are used to tackle the newest threats demanded by customers. The `ativpsrz.bin` is an example of our approach automatically performing this work by identifying the SPHINX MOTH malware from 2015. Yet all malware data in EMBER 2018 has a VirusTotal first seen date of at least 2018. This is useful from a practical perspective of automating existing procedures for detections while also being potentially lighter weight than keeping/updating a complete version of the original SPING MOTH signature. That is to say, a sub-signature in conjunction with existing features z may be sufficient and have fewer total components than the original signature. Similarly, `oem7A.PNF` identifies some Stuxnet malware [28] and the “Ben” path is a case of a malware author

seemingly leaving their own identifying information in a build of the ChurnyRoll malware³.

Other features like the path to `Wordpade.exe` are often abused by malware⁴ as an exploit, obfuscation, or attack vector. In this instance, our approach has harvested a generically useful malware detector that is not individually specific.

```
"Lcom/metasploit/stage/c/;"
"%WINDIR%\ativpsrz.bin"
"%SystemRoot%\inf\oem7A.PNF"
"\Registry\Machine\SYSTEM\CurrentControlS
  ↳ et\Control\Class\{4D36E972-E325-11CE-B
  ↳ FC1-08002BE10318"
"Users\Wool13n.H4t\"
"C:\Users\Ben\Desktop\taiga-develop\bin\j
  ↳ \Debug\Taiga.pdb"
"%ALLUSERSPROFILE%\Accessories\wordpade.exe"
```

2) *Atomic Strings*: The “atomic” strings in the signatures have a wide variety in content and apparent general utility. For example the `blazagne.exe.manifest` string indicates use of open source exploitation software for password finding⁵, providing us an indicator that this specific tool is in wide enough use that our model found it worthwhile to select as a predictive feature. In this way we have automatically performed the kind of manual engineering work that might have been done to improve a model, without having to do the upfront research to determine that this software was in wide use. Similarly `return fsdjkl;` is used by the Eleonore Exploit Kit, helping to cover a range of malicious files.

There are also many dual-use cases of strings that can have both benign and malicious uses. `SELECT Description FROM Win32_VideoController` is a potential example of a dual-purpose feature that can be used for both benign and malicious intent. The string is a common identifier of an operating system running within a Virtual Machine (VM). This may be used for compatibility reasons in benign software or by malware that is attempting to subvert detection. `_crt_debugger_hook` is a general code API often used by both malware and benign applications.

```
"SELECT Description FROM
  ↳ Win32_VideoController"
"!@#%$^#@!"
"Ljpltmivvdccb"
"szFileUrl=%s"
"!! Use Splice Socket !!"
"%ws_out%ws"
"# \\u@\\h:\\w \\$"
"_crt_debugger_hook"
"[.] Sending shellcode to inject DLL"
"Game Over Good Luck By Wind"
"zhoupin exploit crew"
"\\\\.\\.%s"
"L$,PQR"
"1002=/c del /q %s"
"L|-1|try to run dll %s with user priv|"
"%x:%d->%x:%d, Flag %s%s%s%s, seq %u,
  ↳ ackseq %u, datalen %u"
```

³<https://bartblaze.blogspot.com/2017/11/crunchyroll-hack-delivers-malware.html>

⁴<https://www.bleepingcomputer.com/news/security/qbot-malware-abuses-windows-wordpad-exe-to-infect-devices/>

⁵<https://github.com/AlessandroZ/LaZagne>

```

">>>AUTOIT NO CMDEXECUTE<<<"
"\%s\" /install \"%s\"
"return fsdjkL;"
"itifdf)d1L2f'asau%d004u%8e00u%0419u%a58du%20
↪ 93u%ec10u%0050u%00d4u%4622u%bcd1u%b1ceu%5
↪ 000u%f7f5u%5606"
"blazagne.exe.manifest"
"DontrolService"
"Run the command normally (without code
↪ injection)"
"http://www.pretentiousname.com/misc/win7_uac
↪ _whitelist2.html"
"*** LOG INJECTS *** %s"
"lld.trcvsm"
"sys_tkill"
"!deactivebc"
"nView_skins"
"OSQLPASSWORD"
"\\ziedpirate.ziedpirate-PC\\"
"need to do is submit the payment and get the
↪ decryption password."
"killOpenedProcessTree"
"cmd.exe /cREG add
↪ HKCU\\Software\\Microsoft\\Windows\\Curre
↪ ntVersion\\Policies\\ActiveDesktop /v
↪ NoChangingWallPaper /t REG_DWOR"
"We Control Your Digital World"
"Proactive Bot Killer Enabled!"
"PredatorLogger"

```

3) *dll*: The final list of dynamically linked libraries (DLL) is a straightforward demonstration of various libraries in use for both benign and malicious tasks.

```

"msgrthlp.dll", "gdiplus.dll", "NSCortr.dll"
"\x00Screen.dll", "GDI32.DLL",
↪ "DelphiNative.dll"

```

E. Confirming the Additional Information of Yara sub-signatures

Because the EMBER features already contain string and header information, it is worth further confirming that the sub-signatures selected are meaningfully distinct from the already existing EMBER features z . A first pass at this can be done by looking at the inter-correlation between the top features from the original EMBER and the top YARA sub-signatures, as shown in Figure 8.

The original EMBER includes seven general categories of features, and so it is reasonable that the Ember portion of the intercorrelation matrix shows sub-regions of correlation. By contrast, we see that the Yara sub-signatures have much higher correlation values. The regular correlation of these features is a good indicator of why non-linear models are necessary to obtain good performances from the Yara sub-signatures (i.e., co-linear features are intrinsically redundant in a linear model). The important result is that the Yara and EMBER portions have a relatively low correlation.

A more precise quantification of this is the maximal correlation coefficient, which we calculate as a function of the number of sub-signatures used in Figure 9. The correlation is non-trivial and plateaus at 70%. That is to say, 70% of the original EMBER feature information could be linearly

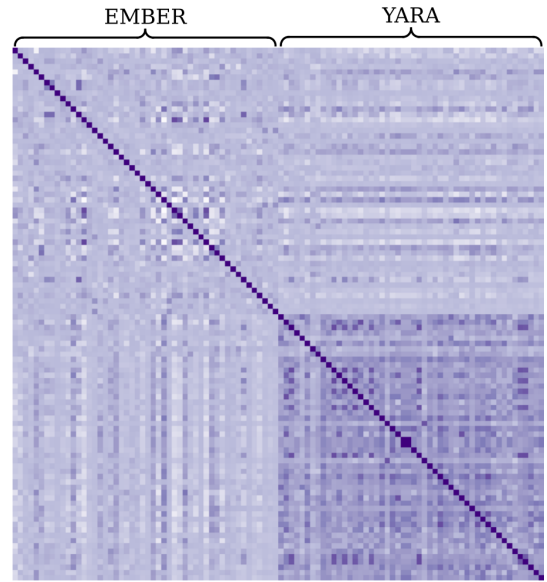


Fig. 8. Inter-correlation matrix among top 50 Ember and Yara features as determined by feature selection. Darker values are higher correlation. This shows that the Yara sub-signatures have no special correlation with the original EMBER features, and thus, we are selecting useful new information.

reconstructed from the Yara sub-signatures, and the other 30% is (effectively) new information.

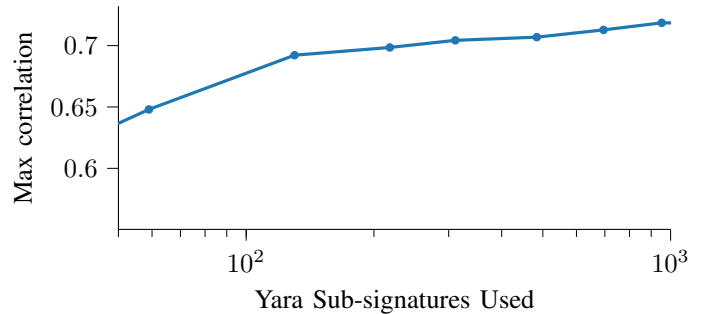


Fig. 9. Maximal correlation between selected Yara sub-signatures with the set of 100 most predictive Ember features, as determined through partial least squares regression. This shows that our approach provides new information independent of the original EMBER features.

This is again a positive indicator of our approach to finding new information. Some level of correlation is expected due to the EMBER feature extractor already considering the same types of information (paths, strings, imports) that are prevalent in the selected sub-signatures. This provides a more precise quantification of how much more information is being derived, providing the non-trivial lift in predictive accuracy.

V. CONCLUSION

Malware detection requires continuous updating of its features and methods to handle the adversarial drift that occurs in practice. Yet, malware analysts are overworked and busy. Often, their job requires the creation of signatures to provide

additional protection against current threats not being captured by the general-purpose component of anti-virus systems. Our work has shown that it is possible to harmonize these conflicting work streams. Yara rules can be collected in bulk from analyst work, and meaningful features can be extracted and incorporated into a production model. This yields a 1.8% relative boost in performance at no additional work for the analysts.

REFERENCES

- [1] Hojjat Aghakhani, Fabio Gritti, Francesco Mecca, Martina Lindorfer, Stefano Ortolani, Davide Balzarotti, Giovanni Vigna, and Christopher Kruegel. “When Malware is Packin’ Heat; Limits of Machine Learning Classifiers Based on Static Analysis Features”. en. In: *Proceedings 2020 Network and Distributed System Security Symposium*. San Diego, CA: Internet Society, 2020.
- [2] Takuya Akiba, Shotaro Sano, Toshihiko Yanase, Takeru Ohta, and Masanori Koyama. “Optuna: A Next-generation Hyperparameter Optimization Framework”. In: *Proceedings of the 25th ACM SIGKDD International Conference on Knowledge Discovery & Data Mining*. Series Title: KDD ’19. New York, NY, USA: ACM, 2019.
- [3] Victor Alvarez. *Yara: The pattern matching swiss knife for malware researchers (and everyone else)*. 2013.
- [4] Hyrum S Anderson and Phil Roth. “Ember: an open dataset for training static pe malware machine learning models”. In: *arXiv preprint arXiv:1804.04637* (2018).
- [5] Simone Aonzo, Yufei Han, Alessandro Mantovani, and Davide Balzarotti. “Humans vs. Machines in Malware Classification”. en. In: 2023.
- [6] Christian Blichmann. “Automatisierte Signaturgenerierung für Malware-Stämme”. PhD thesis. Technical University of Dortmund, 2008.
- [7] Marcus Botacin, Fabricio Ceschin, Ruimin Sun, Daniela Oliveira, and André Grégio. “Challenges and pitfalls in malware research”. In: *Computers & Security* 106 (2021).
- [8] Marcus Botacin, Felipe Duarte Domingues, Fabrício Ceschin, Raphael Machnicki, Marco Antonio Zanata Alves, Paulo Lício de Geus, and André Grégio. “AntiViruses under the Microscope: A Hands-On Perspective”. In: *Computers & Security* i (Oct. 2021).
- [9] Marcus Felipe Botacin, Paulo Lício de Geus, and André Ricardo Abed Grégio. “The other guys: automated analysis of marginalized malware”. In: *Journal of Computer Virology and Hacking Techniques* (2017).
- [10] Leo Breiman. “Random forests”. In: *Machine learning* 45 (2001).
- [11] Alejandro Calleja, Juan Tapiador, and Juan Caballero. “The MalSource Dataset: Quantifying Complexity and Code Reuse in Malware Development”. In: *IEEE Transactions on Information Forensics and Security* 14.12 (Dec. 2019). arXiv: 1811.06888.
- [12] Gerardo Canfora, Mimmo Carapella, Andrea Del Vecchio, Laura Nardi, Antonio Pirozzi, and Corrado Aaron Visaggio. “About the Robustness and Looseness of Yara Rules”. In: *Testing Software and Systems: 32nd IFIP WG 6.1 International Conference, ICTSS 2020, Naples, Italy, December 9–11, 2020, Proceedings* 32. Springer, 2020.
- [13] Tianqi Chen and Carlos Guestrin. “Xgboost: A scalable tree boosting system”. In: *Proceedings of the 22nd acm sigkdd international conference on knowledge discovery and data mining*. 2016.
- [14] Antonio Coscia, Vincenzo Dentamaro, Stefano Galantucci, Antonio Maci, and Giuseppe Pirlo. “YAMME: a YARA-byte-signatures Metamorphic Mutation Engine”. In: *IEEE Transactions on Information Forensics and Security* 18 (2023). Conference Name: IEEE Transactions on Information Forensics and Security.
- [15] Ecenaz Erdemir, Jeffrey Bickford, Luca Melis, and Sergul Aydore. “Adversarial Robustness with Non-uniform Perturbations”. In: *Advances in Neural Information Processing Systems*. Ed. by M. Ranzato, A. Beygelzimer, Y. Dauphin, P.S. Liang, and J. Wortman Vaughan. Vol. 34. Curran Associates, Inc., 2021.
- [16] Rong-En Fan, Kai-Wei Chang, Cho-Jui Hsieh, Xiang-Rui Wang, and Chih-Jen Lin. “LIBLINEAR: A library for large linear classification”. In: *the Journal of machine Learning research* 9 (2008).
- [17] William Fleshman, Edward Raff, Jared Sylvester, Steven Forsyth, and Mark McLean. “Non-Negative Networks Against Adversarial Attacks”. In: *AAAI-2019 Workshop on Artificial Intelligence for Cyber Security* (2019). arXiv: 1806.06108.
- [18] Kent Griffin, Scott Schneider, Xin Hu, and Tzi-cker Chiueh. “Automatic Generation of String Signatures for Malware Detection”. In: *Recent Advances in Intrusion Detection (RAID)*. 2009.
- [19] Zhuoqun Huang, Neil G Marchant, Keane Lucas, Lujo Bauer, Olga Ohrimenko, and Benjamin Rubinstein. “RS-Del: Edit Distance Robustness Certificates for Sequence Classifiers via Randomized Deletion”. In: *Advances in Neural Information Processing Systems*. Ed. by A. Oh, T. Naumann, A. Globerson, K. Saenko, M. Hardt, and S. Levine. Vol. 36. Curran Associates, Inc., 2023.
- [20] Inigo Incer, Michael Theodorides, Sadia Afroz, and David Wagner. “Adversarially Robust Malware Detection Using Monotonic Classification”. In: *Proceedings of the Fourth ACM International Workshop on Security and Privacy Analytics*. Series Title: IWSPA ’18. New York, NY, USA: ACM, 2018.
- [21] Roberto Jordaney, Kumar Sharad, Santanu K Dash, Zhi Wang, Davide Papini, Ilia Nouretdinov, and Lorenzo Cavallaro. “Transcend: Detecting Concept Drift in Malware Classification Models”. In: *26th USENIX Security Symposium (USENIX Security 17)*. Vancouver, BC: {USENIX} Association, 2017.

- [22] Robert J Joyce, Edward Raff, and Charles Nicholas. "A Framework for Cluster and Classifier Evaluation in the Absence of Reference Labels". In: *Proceedings of the 14th ACM Workshop on Artificial Intelligence and Security (AISec '21)*. arXiv: 2109.11126v1. Association for Computing Machinery, 2021.
- [23] Robert J Joyce, Edward Raff, and Charles Nicholas. "Rank-1 Similarity Matrix Decomposition For Modeling Changes in Antivirus Consensus Through Time". In: *Proceedings of the Conference on Applied Machine Learning for Information Security*. arXiv: 2201.00757v1. 2021.
- [24] Guolin Ke, Qi Meng, Thomas Finley, Taifeng Wang, Wei Chen, Weidong Ma, Qiwei Ye, and Tie-Yan Liu. "Lightgbm: A highly efficient gradient boosting decision tree". In: *Advances in neural information processing systems* 30 (2017).
- [25] Hyang-Ah Kim and Brad Karp. "Autograph: toward automated, distributed worm signature detection". In: *Proceedings of the 13th conference on USENIX Security Symposium - Volume 13*. 2004.
- [26] Bum Jun Kwon, Jayanta Mondal, Jiyong Jang, Leyla Bilge, and Tudor Dumitras. "The Dropper Effect: Insights into Malware Distribution with Downloader Graph Analytics". In: *Proceedings of the 22Nd ACM SIGSAC Conference on Computer and Communications Security*. Series Title: CCS '15. New York, NY, USA: ACM, 2015.
- [27] Adarsh Kyadige and Ethan M Rudd. "Learning from Context : Exploiting and Interpreting File Path Information for Better Malware Detection". In: *ArXiv e-prints* (2019). arXiv: 1905.06987v1.
- [28] Ralph Langner. "Stuxnet: Dissecting a Cyberwarfare Weapon". In: *IEEE Security & Privacy Magazine* 9.3 (May 2011). ISBN: 1540-7993.
- [29] Bo Li, Kevin Roundy, Chris Gates, and Yevgeniy Vorobeychik. "Large-Scale Identification of Malicious Singleton Files". In: *7TH ACM Conference on Data and Application Security and Privacy*. 2017.
- [30] Haocong Li and Jie Li. "Automatically Generate Malware Detection Rules By Extracting Risk Information". In: *Proceedings of the 2024 5th International Conference on Computing, Networks and Internet of Things*. New York, NY, USA: Association for Computing Machinery, July 2024.
- [31] Shijia Li, Jiang Ming, Pengda Qiu, Qiyuan Chen, Lanqing Liu, Huaifeng Bao, Qiang Wang, and Chunfu Jia. "PackGenome: Automatically Generating Robust YARA Rules for Accurate Malware Packer Detection". In: *Proceedings of the 2023 ACM SIGSAC Conference on Computer and Communications Security*. New York, NY, USA: Association for Computing Machinery, Nov. 2023.
- [32] Fred Lu, Ryan R. Curtin, Edward Raff, Francis Ferraro, and James Holt. "High-Dimensional Distributed Sparse Classification with Scalable Communication-Efficient Global Updates". In: *Proceedings of the 30th ACM SIGKDD Conference on Knowledge Discovery and Data Mining*. Barcelona, Spain: Association for Computing Machinery, 2024.
- [33] Fred Lu, Ryan R. Curtin, Edward Raff, Francis Ferraro, and James Holt. *Optimizing the Optimal Weighted Average: Efficient Distributed Sparse Classification*. 2024.
- [34] James Newsome, Brad Karp, and Dawn Song. "Paragraph: Thwarting Signature Learning by Training Maliciously". In: *Proceedings of the 9th International Conference on Recent Advances in Intrusion Detection*. Series Title: RAID'06. Berlin, Heidelberg: Springer-Verlag, 2006.
- [35] James Newsome, Brad Karp, and Dawn Song. "Polygraph: Automatically Generating Signatures for Polymorphic Worms". In: *Proceedings of the 2005 IEEE Symposium on Security and Privacy*. Series Title: SP '05. Washington, DC, USA: IEEE Computer Society, 2005.
- [36] Andre T Nguyen, Fred Lu, Gary Lopez Munoz, Edward Raff, Charles Nicholas, and James Holt. "Out of Distribution Data Detection Using Dropout Bayesian Neural Networks". In: *Proceedings of the 36th AAAI Conference on Artificial Intelligence*. 2022.
- [37] Andre T. Nguyen, Edward Raff, Charles Nicholas, and James Holt. "Leveraging Uncertainty for Improved Static Malware Detection Under Extreme False Positive Constraints". In: *IJCAI-21 1st International Workshop on Adaptive Cyber Defense*. arXiv: 2108.04081. 2021.
- [38] Andre T Nguyen, Edward Raff, and Aaron Sant-Miller. "Would a File by Any Other Name Seem as Malicious?" In: *2019 IEEE International Conference on Big Data (Big Data)*. IEEE, Dec. 2019.
- [39] Tirth Patel, Fred Lu, Edward Raff, Charles Nicholas, Cynthia Matuszek, and James Holt. "Small Effect Sizes in Malware Detection? Make Harder Train/Test Splits!" In: *Proceedings of the Conference on Applied Machine Learning in Information Security* (2023).
- [40] Fabian Pedregosa, Gaël Varoquaux, Alexandre Gramfort, Vincent Michel, Bertrand Thirion, Olivier Grisel, Mathieu Blondel, Peter Prettenhofer, Ron Weiss, Vincent Dubourg, et al. "Scikit-learn: Machine learning in Python". In: *the Journal of machine Learning research* 12 (2011).
- [41] Feargus Pendlebury, Fabio Pierazzi, Roberto Jordaney, Johannes Kinder, and Lorenzo Cavallaro. "TESSERACT: Eliminating Experimental Bias in Malware Classification across Space and Time". In: *28th USENIX Security Symposium (USENIX Security 19)*. Santa Clara, CA: USENIX Association, Aug. 2019.
- [42] R. Perdisci, D. Dagon, Wenke Lee, P. Fogla, and M. Sharif. "Misleading worm signature generators using deliberate noise injection". In: *2006 IEEE Symposium on Security and Privacy (S&P'06)*. IEEE, 2006.
- [43] Samuel Pfrommer, Brendon G. Anderson, Julien Piet, and Somayeh Sojoudi. "Asymmetric Certified Robust-

- ness via Feature-Convex Neural Networks”. In: *Thirty-seventh Conference on Neural Information Processing Systems*. 2023.
- [44] Edward Raff, Bobby Filar, and James Holt. “Getting Passive Aggressive About False Positives: Patching Deployed Malware Detectors”. In: *2020 International Conference on Data Mining Workshops (ICDMW)*. IEEE, Nov. 2020.
- [45] Edward Raff, William Fleming, Richard Zak, Hyrum Anderson, Bill Finlayson, Charles Nicholas, and Mark McLean. *KiloGrams: Very Large N-Grams for Malware Classification*. arXiv: 1908.00200. 2019.
- [46] Edward Raff and Mark McLean. “Hash-Grams On Many-Cores and Skewed Distributions”. In: *2018 IEEE International Conference on Big Data (Big Data)*. IEEE, Dec. 2018.
- [47] Edward Raff and Charles Nicholas. “Hash-Grams: Faster N-Gram Features for Classification and Malware Detection”. In: *Proceedings of the ACM Symposium on Document Engineering 2018*. Halifax, NS, Canada: ACM, 2018.
- [48] Edward Raff, Richard Zak, Russell Cox, Jared Sylvester, Paul Yacci, Rebecca Ward, Anna Tracy, Mark McLean, and Charles Nicholas. “An investigation of byte n-gram features for malware classification”. en. In: *Journal of Computer Virology and Hacking Techniques* 14.1 (Feb. 2018).
- [49] Edward Raff, Richard Zak, Gary Lopez Munoz, William Fleming, Hyrum S. Anderson, Bobby Filar, Charles Nicholas, and James Holt. “Automatic Yara Rule Generation Using Biclustering”. In: *13th ACM Workshop on Artificial Intelligence and Security (AISec’20)*. arXiv: 2009.03779. 2020.
- [50] Florian Roth. *yarGen*. 2013.
- [51] Rebecca Saul, Chang Liu, Noah Fleischmann, Richard J Zak, Kristopher Micinski, Edward Raff, and James Holt. “Is Function Similarity Over-Engineered? Building a Benchmark”. In: *The Thirty-eight Conference on Neural Information Processing Systems Datasets and Benchmarks Track*. 2024.
- [52] Anshuman Singh, Andrew Walenstein, and Arun Lakhotia. “Tracking concept drift in malware families”. In: *Proceedings of the 5th ACM workshop on Security and artificial intelligence - AISec ’12 (2012)*. ISBN: 9781450316644.
- [53] Acar Tamersoy, Kevin Roundy, and Duen Horng Chau. “Guilt by Association: Large Scale Malware Detection by Mining File-relation Graphs”. In: *Proceedings of the 20th ACM SIGKDD International Conference on Knowledge Discovery and Data Mining*. Series Title: KDD ’14. New York, NY, USA: ACM, 2014.
- [54] Xabier Ugarte-Pedrero, Mariano Graziano, and Davide Balzarotti. “A Close Look at a Daily Dataset of Malware Samples”. In: *ACM Trans. Priv. Secur.* 22.1 (2019).
- [55] Daniel Votipka, Seth M. Rabin, Kristopher Micinski, Jeffrey S. Foster, and Michelle M. Mazurek. “An Observational Investigation of Reverse Engineers ’ Processes”. In: *USENIX Security Symposium*. 2019.
- [56] Skyler Wu, Fred Lu, Edward Raff, and James Holt. “Stabilizing Linear Passive-Aggressive Online Learning with Weighted Reservoir Sampling”. In: *The Thirty-eighth Annual Conference on Neural Information Processing Systems*. 2024.
- [57] Yanfang Ye, Tao Li, Shenghuo Zhu, Weiwei Zhuang, Egemen Tas, Umesh Gupta, and Melih Abdulhayoglu. “Combining File Content and File Relations for Cloud Based Malware Detection”. In: *Proceedings of the 17th ACM SIGKDD International Conference on Knowledge Discovery and Data Mining*. Series Title: KDD ’11. New York, NY, USA: ACM, 2011.
- [58] Miuyin Yong Wong, Matthew Landen, Manos Antonakakis, Douglas M Blough, Elissa M Redmiles, and Mustaque Ahamad. “An Inside Look into the Practice of Malware Analysis”. In: *Proceedings of the 2021 ACM SIGSAC Conference on Computer and Communications Security*. Series Title: CCS ’21. New York, NY, USA: Association for Computing Machinery, 2021.

APPENDIX

The following is a list of GitHub repositories which we found with publicly available YARA rules. We downloaded the available YARA rules in order to extract sub-signatures.

- <https://github.com/reversinglabs/reversinglabs-YARA-rules>
- <https://github.com/InQuest/awesome-YARA>
- https://github.com/AlienVault-Labs/AlienVaultLabs/tree/master/malware_analysis
- <https://gist.github.com/pedramamini/c586a151a978f971b70412ca4485c491>
- https://github.com/bwall/bamfdetect/blob/master/BAMF_Detect/modules/YARA/xtreme.YARA
- <https://github.com/bartblaze/YARA-rules>
- <https://github.com/airbnb/binaryalert/tree/master/tests>
- <https://github.com/codewatchorg/Burp-YARA-Rules>
- <https://github.com/kevoreilly/CAPEv2/>
- https://github.com/CyberDefenses/CDI_YARA
- <https://github.com/citizenlab/malware-signatures>
- https://github.com/MalGamy/YARA_Rules
- <https://github.com/eset/malware-ioc>
- <https://github.com/kevoreilly/CAPE>
- <https://github.com/citizenlab>
- <https://github.com/stvemillertime/ConventionEngine>
- <https://github.com/deadbites/YARA-rules>
- <https://github.com/DidierStevens/DidierStevensSuite>
- <https://github.com/elastic/protections-artifacts/tree/main>
- <https://github.com/fideliscyber/indicators/tree/master/YARArules>
- https://github.com/mandiant/red_team_tool_countermeasures/tree/master
- <https://github.com/Neo23x0/signature-base/tree/master>