

A Pipeline of Neural-Symbolic Integration to Enhance Spatial Reasoning in Large Language Models

Rong Wang ^{*1}, Kun Sun², and Jonas Kuhn³

^{1,3}The Institute of Natural Language Processing, Stuttgart University, Stuttgart, Germany

²Tübingen, Germany

Abstract

Large Language Models (LLMs) have demonstrated impressive capabilities across various tasks. However, LLMs often struggle with spatial reasoning which is one essential part of reasoning and inference and requires understanding complex relationships between objects in space. This paper proposes a novel neural-symbolic framework that enhances LLMs' spatial reasoning abilities. We evaluate our approach on two benchmark datasets: **StepGame** and **SparQA**, implementing three distinct strategies: (1) ASP (Answer Set Programming)-based symbolic reasoning, (2) LLM + ASP pipeline using DSPy, and (3) Fact + Logical rules. Our experiments demonstrate significant improvements over the baseline prompting methods, with accuracy increases of 40-50% on **StepGame** dataset and 3-13% on the more complex **SparQA** dataset. The "LLM + ASP" pipeline achieves particularly strong results on the tasks of Finding Relations (FR) and Finding Block (FB) questions, though performance varies across different question types. Our impressive results suggest that while neural-symbolic approaches offer promising directions for enhancing spatial reasoning in LLMs,

*Correspondence to R. W., [Email:rongw.de@gmail.com](mailto:rongw.de@gmail.com)

their effectiveness depends heavily on the specific task characteristics and implementation strategies. We propose an integrated, simple yet effective set of strategies using a neural-symbolic pipeline to boost spatial reasoning abilities in LLMs. This pipeline and its strategies demonstrate strong generalizability and broader applicability to other reasoning domains in LLMs, such as temporal reasoning, deductive inference etc.

Keywords: reasoning abilities, ASP, neural-symbolic integration, two stages, generaliability, pipeline, multi-agent AI

1 Introduction

Large Language Models (LLMs) are known for their impressive performance across a range of tasks, demonstrating certain commonsense reasoning abilities. However, since LLMs are trained to predict subsequent words in a sequence, they seem to lack sufficient grounding to excel at tasks requiring spatial, physical, and embodied reasoning. Recent studies (Bang et al., 2023; Cohn, 2023), highlighted the limitations of models like ChatGPT in deductive logical reasoning, spatial reasoning and non-textual semantic reasoning, underlining the need for further improvements in spatial reasoning.

Spatial reasoning is a crucial cognitive function that enables humans to conceptualize and predict the movement and interactions of objects in two or three-dimensional spaces (Byrne and Johnson-Laird, 1989). Spatial reasoning is one essential part of reasoning and inference. Reasoning and inference are essential building blocks in advancing Artificial General Intelligence (AGI), which aims to create AI systems that can perform at or beyond human levels across a wide range of cognitive tasks (Kumar et al., 2023). If LLMs are to approach AGI, they must be equipped with spatial reasoning abilities comparable to those of humans. These capabilities are not only valuable in themselves but also essential for LLM-based applications in robotics, task planning, path planning, and navigation (Sharma, 2023; Chen et al., 2024).

Spatial reasoning includes two primary categories: quantitative and qualitative reasoning. Quantitative spatial reasoning involves precise mathematical computations of spatial properties such as distances, angles, coordinates, and dimensions. In contrast, qualitative spatial reasoning (QSR) deals with more abstract, symbolic relationships and relative positions between objects (Cohn and Renz, 2008). QSR comprises directional relations describing how objects are oriented relative to each other (e.g., “north”, “left”), distance relations capturing relative proximity (e.g., “near”, “far”), and topological relations characterizing how spatial regions connect and contain each other (e.g., “inside”, “overlapping”, “disconnected”). LLMs face significant challenges in processing these spatial relationships, as they must not only comprehend semantic descriptions of scenes but also perform complex multi-hop reasoning about how objects relate to one another in space (Li et al., 2024a; Yang et al., 2024).

Traditional approaches in LLMs mainly rely on free-form **prompting** in a single call to LLMs for facilitating spatial reasoning. However, these methods have demonstrated notable limitations, particularly on challenging datasets like StepGame (Shi et al., 2022) and SparQA (Mirzaee and Kordjamshidi, 2022), which require multi-step planning. In these scenarios, LLMs often struggle with maintaining coherence, frequently hallucinating or losing sight

of the original objectives, resulting in inaccurate and unreliable outputs. Recent advancements have shown promise in augmenting LLMs with external tools for tasks requiring arithmetic, navigation, and knowledge base lookups (Fang et al., 2024). However, these efforts are insufficient for enhancing spatial reasoning in LLMs significantly. Recent studies have introduced **neural-symbolic** strategies, such as ASP (Answer Set Programming) (Yang et al., 2023), to address the limitations of prompting-based approaches. Neural-symbolic methods typically follow a two-step process: extracting facts using LLMs and then applying logical reasoning. As is known, LLMs excel at extracting facts but struggle with reasoning. However, integrating logical reasoning can effectively bridge this gap in their reasoning capabilities. This approach therefore mitigates the weaknesses of reasoning in LLMs and has been shown to significantly outperform prompting methods (Mirzaee and Kordjamshidi, 2023). However, despite their advantages, current research on employing neural-symbolic approaches to enhance LLMs’ spatial reasoning capabilities still faces several challenges. For example, some research merely tested performance on specific datasets without comprehensive evaluation (Yang et al., 2023). Some researchers have not properly applied neural-symbolic methods (Li et al., 2024a). Furthermore, some studies fail to fully explore LLMs’ spatial reasoning by implementing incomplete feedback loops via multiple LLMs (Mirzaee and Kordjamshidi, 2023). A detailed analysis is presented in the related work section. Such limitations require the need for more rigorous, integrated and effective approaches.

To address these limitations, we propose a systematic pipeline that effectively enhances LLMs’ spatial reasoning capabilities. Our approach combines strategic prompting with symbolic reasoning to create a robust framework that significantly improves performance of spatial reasoning across different LLM architectures. By integrating feedback loops and ASP-based verification, our methodology demonstrates strong generalizability when tackling complex spatial reasoning tasks. Specifically, building on these insights, we propose a novel neural-symbolic pipeline that integrates LLMs with ASP, aimed at enhancing the LLMs’ capabilities of spatial reasoning in `SparQA` and `StepGame` datasets. We investigate the potential benefits of integrating symbolic reasoning components into LLMs to further boost their spatial reasoning capabilities. Within the broader field of neural-symbolic AI, the combination of LLMs as parsers with ASP solvers has emerged as a particularly effective approach for complex reasoning tasks. Additionally, the present study is one of the pioneering projects which uses DSPy (Khattab et al., 2023) to pipeline and program LLM.

Our pipeline’s effectiveness is evident across diverse datasets, ranging from simple directional relationships to intricate spatial configurations in-

volving multiple objects and relationships. This systematic approach not only boosts performance but also provides a transparent and reproducible framework for spatial reasoning tasks. Unlike previous methods that work only with specific models or simple scenarios, our strategy can be adapted to various LLMs and maintains its effectiveness and generalizability across different levels of complexity in spatial reasoning challenges. The current study addresses the following research questions:

- 1) How does the performance of our integrating symbolic modules compare with the strategies proposed in previous related work?
- 2) Why can the integration of symbolic modules enhance the performance of LLMs in spatial reasoning tasks?

2 Related Work

2.1 Prompting LLMs for spatial reasoning

Research in spatial reasoning includes both visual and textual domains, with Visual Spatial Reasoning (VSR) facing challenges even in advanced models like CLIP (Radford et al., 2021). On the other hand, text-based reasoning adds complexity due to linguistic ambiguity (Landau and Jackendoff, 1993). Recent studies by Rozanova et al. (2021) and Mirzaee and Kordjamshidi (2022) have explored transformer models and introduced SparQA, addressing challenges in bridging symbolic language and spatial concepts (Tenbrink and Kuhn, 2011), with (Geibinger, 2023) advancing neural-symbolic approaches. The field has evolved through various traditional prompting strategies to enhance LLM reasoning capabilities, including *chain of thought* (CoT) (Wei et al., 2022; Chu et al., 2023), *few-shot prompting* (Schick and Schütze, 2021), *least-to-most prompting* (Zhou et al., 2022), and *self-consistency* (Wang et al., 2022b), with newer techniques like *tree of thoughts*, *visualization of thought* (Wang et al., 2023), and *program-aided language models* (Gao et al., 2022) further advancing structured, interpretable approaches for complex reasoning tasks.

2.2 Neural-symbolic approach to reasoning

Neural-symbolic AI has a long history. However, it remained a rather new topic until recently, driven largely by breakthrough advances in deep learning and transformer architectures. Despite deep learning’s success, its limitations in reasoning, interpretability, and generalization have driven interest in

combining neural and symbolic approaches to employ their complementary strengths.

Different from the prompting strategies, the core idea behind neural-symbolic approaches is to integrate the strengths of neural networks, such as learning from data and handling uncertainty, with the strengths of symbolic systems, such as logical reasoning and knowledge representation. This integration aims to address the limitations of each approach when used in isolation. As [Garcez and Lamb \(2023\)](#) point out, neural networks often struggle with explicit reasoning and generalization beyond their training distribution, while symbolic systems can be brittle and struggle with real-world data. [Hamilton et al. \(2022\)](#) emphasize that successful AI systems must incorporate rich representations that facilitate precise, human-interpretable inference. By combining neural architectures with symbolic reasoning, researchers aim to create systems capable of learning from experience but applying logical rules to reason about new situations, thereby addressing some shortcomings of purely neural models ([Besold et al., 2021](#)).

Based on how neural and symbolic components interact and complement each other, these approaches can be categorized into five distinct patterns: **Symbolic[neural]**, where symbolic systems are enhanced with neural capabilities; **neural|Symbolic**, implementing hybrid pipelines; **neural:Symbolic** \rightarrow **neural**, compiling symbolic rules into neural structures; **neural** \otimes **Symbolic**, combining logic rules through embeddings; and **neural[Symbolic]**, enhancing neural systems with symbolic reasoning. Although this taxonomy provides valuable insights, there is significant overlap between these patterns, particularly in how they incorporate symbolic reasoning into neural networks. To provide a more practical framework, we can consolidate these approaches into four fundamental integration architectures, each capturing a distinct way of combining neural and symbolic capabilities: a) **Neural|symbolic Sequential Integration** ([Weber et al., 2019](#)) ; b) **Neural-symbolic Iterative Integration** ([Evans and Stanovich, 2013](#); [Bellini-Leite, 2022](#)); c) **Symbolic Embedded NN architecture** ([Riegel et al., 2020](#)); d) **LLM+Tools** ([Parisi et al., 2022](#)) (The details are seen in **Appendix A**). These approaches have inspired us to develop more effective **integration** neural-symbolic strategies and a generalized integrated pipeline to enhance the performance of spatial reasoning in LLMs.

We take specific examples to demonstrate the effectiveness of neural-symbolic approaches to boosting various systems. Neural-symbolic systems excel in complex applications by blending data-driven learning with rule-based inference across domains like computer vision, NLP, and robotics. They integrate visual recognition with semantic understanding ([Mao et al., 2019a](#)), language with logical inference ([Yu et al., 2024](#)), and perception with

decision-making (Wang et al., 2022a). Spatial-temporal reasoning, crucial in neural-symbolic AI, enhances problem-solving in physical contexts (Lee et al., 2023). In Qualitative Spatial Reasoning (QSR), combining LLMs with spatial calculi (e.g., RCC-8, CDC) strengthens spatial reasoning (Liu et al., 2009; Katerinenko, 2015), while neural-symbolic integration improves geospatial segmentation (Alirezaie et al., 2019). Multi-hop question answering benefits from systems like NLProlog, which merge neural networks with symbolic reasoning for multi-step inference (Weber et al., 2019; Chen et al., 2019). Language contextualization is advanced by systems like PIGLeT, grounding understanding in a 3D world (Zellers et al., 2021), and neural-symbolic VQA, combining visual perception and logical reasoning (Lu et al., 2024). Overall, neural-symbolic approaches enhance explainability through interpretable reasoning paths, improve robustness by handling edge cases and ensuring consistency, and allow flexible integration of domain-specific knowledge.

Next we focus on neural-symbolic approach on spatial reasoning in LLMs. Yang et al. (2023) proposed a novel strategy to convert language into logic serving as ASP (Answer Set Programs, a logic-based declarative knowledge representation formalism), and claimed to boost LLMs’ spatial reasoning capabilities. However, they merely used LLMs to extract some facts. Instead they tested performance on specific datasets without comprehensive evaluations on spatial reasoning on LLMs. In other words, their ASP method is novel but the method was not actually tested on spatial reasoning in the simplistic dataset (i.e., StepGame. Li et al. (2024a) focus on simplistic datasets (i.e., StepGame) by applying some method which is not neural-symbolic. The method in Li et al. (2024a) is essentially language-based prompting strategy. Furthermore, some studies proposed using multiple LLMs to form multi-agent to facilitate spatial reasoning, attempting to fully explore LLMs’ spatial reasoning by implementing via multiple LLMs (Mirzaee and Kordjamshidi, 2023) on another complex test data (i.e., SparQA). However, it seems that Mirzaee and Kordjamshidi (2023) did not realize loop via multiple LLM agents. These limitations show the need for better and more comprehensive neural-symbolic strategies. In order to overcome these limitations, we propose a systematic pipeline that enhances LLMs’ spatial reasoning by combining strategic prompting with symbolic reasoning. Incorporating feedback loops and ASP-based verification, our method generalizes effectively to complex tasks across diverse LLM architectures.

Our strategies are grounded in two key observations from prior research. First, LLMs have demonstrated strong capabilities in understanding and generating spatial descriptions, as well as representing abstract spatial relationships and environments through extensive training on diverse textual data, suggesting their ability to learn and reason about spatial concepts from

language alone (Santoro et al., 2018; Smith et al., 2022). Second, recent studies have shown that verbalizing visual input and describing 3D environments in natural language can enable LLMs to outperform vision-language models in certain task domains (Geigle et al., 2023; Ghosh et al., 2024; Chen et al., 2024). Building upon these insights, our study aims to push the boundaries of LLMs’ spatial reasoning capabilities by proposing novel new strategies. Moreover, by focusing on language, our study seeks to develop methodologies that capitalize on the inherent strengths of LLMs in processing textual information while addressing their limitations in multi-hop reasoning tasks.

3 Methods

3.1 Datasets

The two test benchmark datasets are taken to help evaluate the effectiveness of our strategies comprehensively: **StepGame** (Shi et al., 2022), and **SparQA** (Mirzaee and Kordjamshidi, 2022). The following provides a detailed account of the two datasets.

StepGame (Shi et al., 2022) is a synthetic spatial question answering dataset featuring Finding Relations questions that require between 1 to 10 reasoning steps to answer. It employs eight spatial relations (top, down, left, right, top-left, top-right, down-left, and down-right) for story generation. The specific details and samples of **StepGame** are seen in **Appendix B1**.

Mirzaee and Kordjamshidi (2022) introduced **SparQA**, a textual question answering benchmark for spatial reasoning, highlighting the unique challenges posed by text-based spatial tasks. Their work emphasized the need for models to understand complex spatial relationships described in natural language and to perform multi-hop reasoning to answer questions accurately. The details and samples of **SparQA** are seen in **Appendix B2**. The **SparQA** dataset advances benchmarking for spatial reasoning in AI, offering a more sophisticated and realistic scenario than predecessors like **StepGame**. Key features include:

- **Broader Language Use:** SparQA includes longer, more complex sentences (approximately 2.5 times the length of StepGame). Each scenario typically consists of three blocks arranged vertically or horizontally, with around four objects per block, characterized by attributes like size, color, and shape. In a typical context, there are twelve objects across three blocks, with roughly ten explicitly defined relationships.
- **Diverse Question Types:** SparQA includes Yes/No, FR, CO, and

FB question types, often involving multiple objects and relations. For instance, “*What is the relation between the blue circle touching the top edge of block B and the small square?*”

- **Complex Relational Dynamics:** SparQA incorporates 3D spatial reasoning, topological relations, and distance relations, with candidate choices such as `left`, `above`, `near to`, and additional synonym terms.
- **Quantifier Questions:** These questions test quantification abilities, e.g., “*Are all of the squares in B?*” or “*Which block has only small black things inside?*” demanding higher-level reasoning.

Both datasets are employed in the present study to test the effectiveness of our proposed strategies. The following sections introduces these strategies applied in enhancing spatial reasoning abilities in LLMs: 1) Answer Set Programming (ASP); 2) Proposed LLM + ASP Pipeline with DSPy. 3) Fact + Logical rules. We applied the first strategy to `StepGame` and the second and third strategies to both `SparQA` and `StepGame` to evaluate their effectiveness through experiments.

3.2 Answer set programming (ASP)

ASP is a powerful declarative programming paradigm tailored for complex reasoning tasks, particularly those that involve knowledge representation and combinatorial search problems (Yang et al., 2023). ASP is declarative, meaning problems are defined through logical relationships between entities, while ASP solvers automatically determine solutions that satisfy given conditions. ASP consists of the following elements: facts, rules, constraints and queries. The following briefly describes these elements.

Facts in ASP form the foundation of the problem domain, representing fundamental truths or atoms. These unconditional statements consist of predicates with arguments. For example, in spatial reasoning, predicates might include:

- **block/1:** Represents a block with one argument.
- **object/5:** Represents an object with five attributes (name, size, color, shape, block).
- **is/3:** Describes spatial relationships between objects.

Example facts can be expressed as:

```

block(a).
object(BlueTriangle, large, blue, triangle, a).
object(BlackSquare, large, black, square, a).
is(BlueTriangle, left, BlackSquare).

```

Rules are essential in ASP as they define relationships between facts and enable the derivation of new knowledge. Expressed as “Head :- Body”, rules indicate that if the conditions in the “Body” are true, then the “Head” is also true. For example:

```

is(Object1, Relation, Object2) :-
object(Object1, _, _, _, Block1),
object(Object2, _, _, _, Block2),
is(Block1, Relation, Block2),
Object1 != Object2.

```

Constraints in ASP narrow down the solution space by eliminating invalid solutions. Unlike rules, constraints are expressed without a Head, meaning that if the Body conditions are satisfied, the answer set is rejected. For instance:

```

:- object(_, large, _, _, Block), object(_, small, _, _, Block).

```

This constraint ensures that large and small objects cannot occupy the same block.

Queries allow the system to extract specific information by evaluating whether certain conditions are met. For example:

```

query(Relation) :-
object(LargeBlueC, large, blue, _, c),
object(OtherLargeBlue, large, blue, _, OtherBlock),
is(LargeBlueC, Relation, OtherLargeBlue).

```

To implement ASP programs, specialized solvers like **Clingo**, **DLV**, or **Clasp** are used. These solvers compute “answer sets” that represent valid solutions satisfying all rules and constraints. Since multiple answer sets may be generated, post-processing is often necessary to extract the most relevant solutions for specific queries.

3.3 Proposed LLM + ASP pipeline with DSPy

ASP is a fundamental neural-symbolic strategy in improving LLMs’ spatial reasoning. However, some weaknesses are obvious. For instance, recent

studies have demonstrated LLMs’ effectiveness as semantic parsers, often surpassing traditional parsing tools. While Geibinger (2023) and Eiter et al. (2022) showed promising results integrating LLMs with ASP, challenges remain. Ishay et al. (2023) found LLMs could generate complex ASP programs but often with errors, while Yang et al. (2023) achieved 90% accuracy on StepGame using GPT-3 and ASP, though scalability remains uncertain.

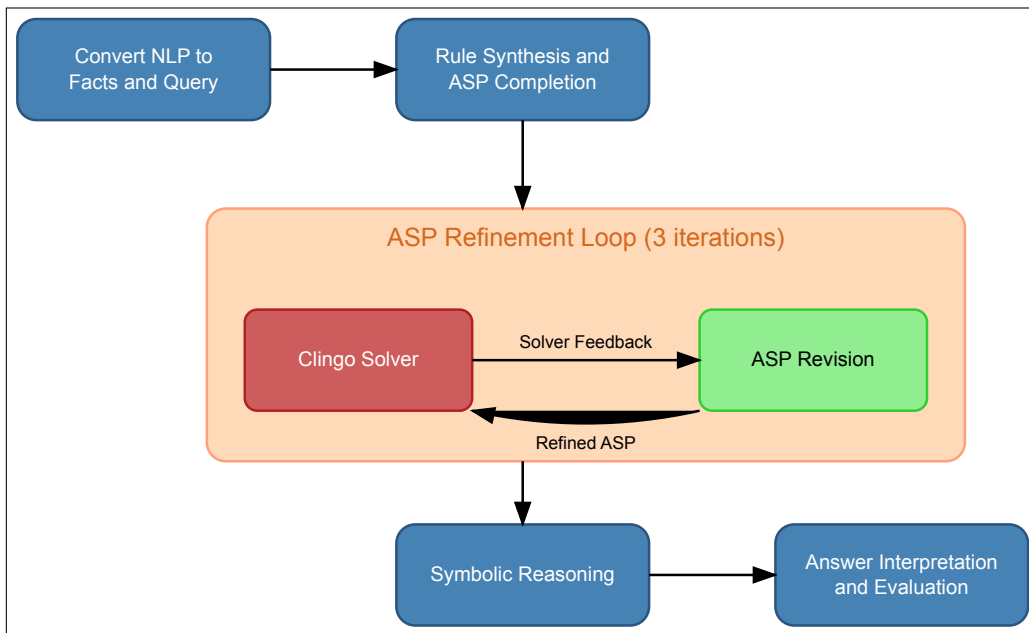


Figure 1: Pipeline of LLM +ASP approach.

In order to overcome these weaknesses, inspired by Pan et al. (2023)’s LOGIC-LM framework and integration neural-symbolic strategies, we propose a novel neural-symbolic pipeline employing ASP using DSPy that treats the LLM as an agent capable of feedback and iteration. DSPy (Declarative Self-improving Language Programs, pythonically) is a Python framework that uses a declarative and self-improving approach to simplify working with LLMs (Khatab et al., 2023). It automates the optimization of prompts and model tuning, enhancing reliability and scalability in AI applications. By defining tasks and metrics rather than manual prompts, DSPy streamlines the development of various NLP tasks and complex AI systems. The framework of this pipeline is shown in Fig.1.

The pipeline consists of four main stages: **a) Facts Generation Stage:** LLM converts natural language descriptions into symbolic formulations and formal queries. **b) ASP Refining Stage:** LLM iteratively refines the ASP representation over three iterations, adding rules, checking consistency,

and incorporating feedback from error messages. **c) Symbolic Reasoning Stage:** The refined ASP undergoes inference using the Clingo solver, ensuring accurate and explainable reasoning by combining LLM capabilities with logical inference. **d) Result Interpretation and Evaluation:** This stage involves mapping the Clingo solver’s outputs to candidate answers. For certain question types, like Yes/No and Finding-Block questions, the solver’s output can directly serve as the correct answer. However, for *Finding Relations* and *Choose Object* questions, additional processing is necessary to filter relevant solutions. In the **StepGame** context, outputs from the ASP solver are evaluated against a synonym dictionary to determine accuracy.

Overall, this pipeline requires multiple interactions with LLMs during ASP generation and refinement. We employ the DSPy framework to manage these complex workflows (e.g., interfacing with Llama3 60B DeepSeek and GPT 4.0 mini models via their APIs). DSPy’s modular features enhance memory retention between modules, enabling adjustments and optimizations while maintaining workflow integrity.

Additionally, DSPy optimizes LLM prompts and weights, reducing the need for manual prompt engineering and ensuring consistent performance across datasets. Its optimization compiler iteratively generates and refines prompts, enhancing task performance. To support transparency and debugging, outputs from all modules are logged, capturing errors and providing insights for prompt engineering and system optimization, facilitating continuous improvement of the system and enhancing the integration of neural and symbolic components. In this way, this integrated neural-symbolic pipeline could greatly facilitate spatial reasoning in LLMs.

3.4 Fact + logical rules

The “LLM + ASP” approach could have some fundamental limitations in applying neural-symbolic integration to complex spatial reasoning tasks. Despite their strong in-context learning capabilities, LLMs may consistently struggle to generate precise logical programs from few-shot examples, particularly when dealing with the formal syntax requirements of ASP or Prolog. This limitation could become especially pronounced in testing in some complex tasks such as the **SparQA**, where the iterative refinement process necessitates multiple LLM calls for a single ASP program generation, creating significant computational overhead even with a modest three-iteration limit.

To address these challenges, we propose an alternative neural-symbolic approach that preserves the advantages of structured knowledge representation while reducing the complexity of formal logical programming. Specifically, inspired by *Symbolic Embedded Neural Network* architectures, our alter-

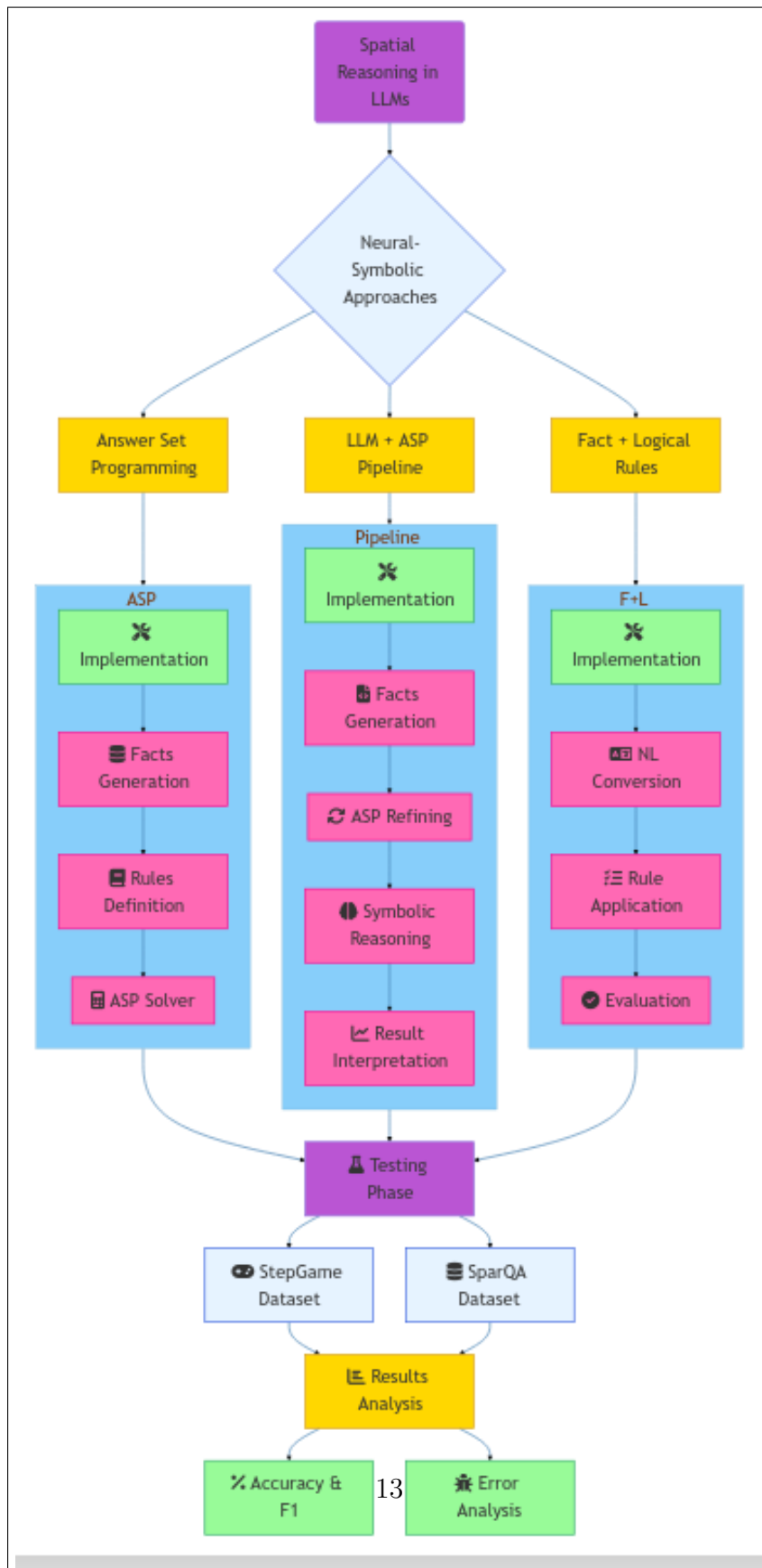


Figure 2: The roadmap of this study.

native approach embeds logical rules directly into natural language prompts, enabling LLMs to perform reasoning within structured knowledge representations. Instead of relying on the external logical solver to do the reasoning, this approach explicitly prompts LLMs of which rules should be used for certain scenarios. That is why the approach is termed as “fact +logical rules”. It is expected that direct rule application in natural language may offer a more reliable path to spatial reasoning than attempting to generate and execute formal logical programs.

The core principle of our alternative approach aligns with a fundamental aspect of neural-symbolic AI: the translation of raw data into structured, symbolic representations that serve as meaning ASP. By using predicates with precise argument structures, we instruct LLMs to create consistent knowledge representations that serve as an intermediate basis for question answering. This structured approach simplifies the previous complex process of generating and refining ASP code while maintaining the benefits of formal reasoning.

3.5 Tools, LLMs and evaluation criteria

In our experiments, we used DSPy framework to optimize multi-stage prompting workflows, moving from manual prompt engineering to a structured, automated process. DSPy was key in defining and refining each stage of our pipeline—from converting natural language to logical expressions, to generating Python code, and running ASP tasks with Clingo. This setup allows us to streamline complex reasoning processes and achieve high-quality, multi-step outputs. While LangChain could support similar workflows, DSPy’s focus on multi-stage LLM optimization made it a better fit for our needs.

To evaluate the effectiveness of our approaches in spatial reasoning comprehensively, we selected three representative LLMs with diverse architectures and capabilities: DeepSeek, Llama3, and GPT4.0 Mini. These LLMs were chosen to ensure a comprehensive assessment across different types of language representations, ranging from lightweight and specialized models like DeepSeek to more advanced general-purpose systems like GPT4.0 Mini. Llama3, known for its balance between performance and computational efficiency, provides an intermediate perspective. By testing our methods on these distinct models, we want to demonstrate the adaptability and robustness of our approach across a variety of LLM architectures and reasoning capacities.

Moreover, to effectively evaluate the impact of our proposed integration methods, we used “direct prompting” as **the baseline** for comparison. In the following sections, “direct” is used to refer to this baseline method

LLM performance evaluation includes a range of metrics depending on the task, such as objectivity, truthfulness, human alignment, fluency, coherence, relevance, and task-specific indicators like *BLEU*, *ROUGE*, *F1*, and *exact match*. For creative or reasoning-intensive tasks, human assessment is often essential to complement automated measures. Frameworks like `LangChain` and `DSPy` offer evaluation tools for LLMs. `LangChain` includes string-based and semantic metrics, while `DSPy` provides core metrics for NLP tasks, although it lacks direct support for evaluating Answer Set Programming, where no reference answer exists. Considering these, our study adopts micro-F1 score as the main evaluation metric. Table 1 is the summary of the methods, tools, datasets and LLMs used in the present study. Fig. 2 visualizes the methods, tools, datasets and procedures.

Table 1: Summary of Methods, Tools, and Datasets

Method	Pipeline	Dataset	LLMs	Evaluation Criteria
Answer set programming (ASP)	Clingo, DLV, or Clasp	StepGame	DeepSeek, Llama3, GPT4.0 mini	micro F1-score accuracy
Proposed LLM + ASP pipeline	DSPy	StepGame, SparQA		
Fact + logical rules	DSPy	StepGame, SparQA		

4 Experiment 1: Proposed LLM + ASP

Due to the widespread application of ASP in spatial reasoning tasks and the relative simplicity of the `StepGame` dataset, we have included the detailed implementation and results in **Appendix C**. These results serve as a baseline for comparisons with other datasets and methodologies in the spatial reasoning domain.

In this section, we assess the effectiveness and generalizability of the “LLM + ASP” approach on `SparQA`, a more challenging benchmark than `StepGame`, with its longer sentences, varied question types, and complex reasoning requirements.

4.1 Implementation

Due to the task complexity and need for high-quality ASP fact generation, we focused on powerful LLMs: GPT4.0 mini, llama3 70B, and Deepseek 76B. We built a subset of the `SparQA` dataset with 220 examples (55 from each question type) for model inference.

We adopted the same pipeline as `StepGame` to `SparQA`: (1) Converting Natural Language Context and Question to ASP Facts; (2) Adding Rules

and Refining ASP Program; (3) Symbolic Reasoning; (4) Result Mapping and Evaluation.

The first module prompts LLMs to identify blocks, objects, and relation facts using three predicates: `block/1`, `object/5`, and `is/3`. The second module involves rule adoption and ASP refinement, with manually designed rules for inverse, transitive, and symmetric relations. The specific code and samples are seen in **Appendix D**.

4.2 Results and discussion

Our neural-symbolic pipeline showed mixed results across different models and question types, as shown in Table ???. Finding Relation (FR) questions demonstrated significant improvement with accuracy increasing by approximately 20% across all models (from 26.92% to 53.12% on Llama3, 38.18% to 58.94% on Deepseek, and 45.45% to 65.32% on GPT 4.0). Finding Block (FB) questions benefited from structured `block/5` predicate representation, showing substantial gains particularly in GPT 4.0 (from 60.91% to 80.49%). Choose Object (CO) questions showed varied results, with GPT-4.0 achieving a notable 15% improvement while other models showed minimal changes. Interestingly, Yes/No (YN) questions performed better with direct prompting across all models, suggesting that simpler question types may not benefit from the additional complexity of neural-symbolic methods.

Table 2: Performance Comparison on SparQA (micro F1-score: Accuracy %) (Note: The Δ column contains data on the improved accuracy by comparing the “LLM + ASP” method with the “direct” prompting method.)

Question Type	Model	Direct	LLM+ASP	Δ
FR	Deepseek	38.18	58.94	+20.76
	Llama3	26.92	53.12	+26.20
	GPT4.0	45.45	65.32	+19.87
FB	Deepseek	80.56	85.37	+4.81
	Llama3	66.67	83.33	+16.66
	GPT4.0	60.91	80.49	+19.58
YN	Deepseek	78.19	70.90	-7.29
	Llama3	78.19	67.27	-10.92
	GPT4.0	58.18	54.54	-3.64
CO	Deepseek	48.26	42.81	-5.45
	Llama3	55.77	57.15	+1.38
	GPT4.0	57.69	72.72	+15.03

4.3 Error analysis

The ASP solver outputs reveal four main types of errors when inconsistent with ground truth. Grounding Errors occur due to inconsistent variable naming or undefined objects/relations in the ASP code, highlighting the importance of maintaining consistency between facts and queries. Parsing Errors are caused by unqualified relations, punctuation problems, irrelevant comments, or undefined variables. For example, Deepseek often failed to properly comment code with “%”, while GPT-4.0 mini frequently mixed argument orders in `block/5` facts.

Satisfiability without Query Results arise when facts and rules are insufficient to solve queries, often due to implied relations not being explicitly coded. Consider this example:

```
‘‘The medium triangle is touching the bottom edge of the block.  
The circle is below and to the left of the small triangle.  
It is above the medium triangle.’’
```

Here, the query `query(R):-is(medium_triangle,circle)` becomes unsatisfiable without explicit relation definitions.

Wrong choices occurred when the ASP solver produced logically consistent but incorrect results compared to ground truth. Most parsing and grounding errors occurred during query parsing, particularly with complex spatial descriptions involving multiple objects and nested relations. Different models showed distinct error patterns, suggesting the need for model-specific optimization strategies and prompting approaches.

5 Experiment 2: Fact + Logical rules

5.1 Implementation

The implementation consists of two primary stages. The first stage maintains the initial semantic parsing component from the “LLM + ASP” pipeline, where models convert natural language into structured facts using predefined predicates. This conversion provides a clear and organized foundation for subsequent reasoning steps. In the second stage, rather than generating formal logical programs, LLMs directly apply logical rules (inverse, symmetric, transitive, and inter-block relationships for `SparQA` dataset, and chain linking based on offset for `StepGame`) through natural language reasoning to derive new knowledge and answer queries. The specific prompt and code samples are seen in **Appendix E**.

5.2 Result

The evaluation demonstrates the effectiveness of the “Facts + Rules” approach across both **SparQA** and **StepGame** datasets. Table 3 presents a comprehensive performance comparison. To make the comparison easy to observe, we only report the overall F1 score on the dataset, leaving out the question type accuracy.

Table 3: Performance Comparison of different methods (micro F1-score: Accuracy %)

Dataset	Model	Direct	LLM + ASP	Facts + Rules
SparQA	Deepseek	61.30	64.51	66.12
	Llama3	56.89	65.22	65.69
	GPT4.0 mini	55.56	68.27	61.23
StepGame	Deepseek	33.3	90.9	46.2
	Llama3	29.8	82.4	64.3
	GPT4.0 mini	29.9	83.2	58.6

The “Facts + Rules” method demonstrates competitive performance with the “LLM + ASP” approach on the **SparQA** dataset while significantly outperforming direct prompting (>5%). This success can be attributed to the elimination of parsing errors and inconsistent naming issues that plagued the ASP-based approach. When the facts are correctly represented and logical rules properly applied, the reasoning process becomes more transparent and reliable.

5.3 Extension

We extended this approach to the **StepGame** dataset by translating its two-dimensional offset-based rules into natural language prompts. While the performance (66.7-77.2%) does not match the exceptional results of the ASP-based approach (82.4-90.9%), it represents a substantial improvement over baseline direct prompting (29.8-33.3%). Surprisingly, the “Facts + Rule” natural language prompts work especially best for Llama3 70B. This improvement is particularly notable in handling extended reasoning chains ($k \geq 5$), where the structured approach provides clear guidance for step-by-step inference.

The success of this simplified approach illustrates an important **principle** in neural-symbolic integration: **effective reasoning can be achieved**

by employing LLMs’ natural language capabilities within a structured framework, without necessarily requiring formal logical programming. By eliminating the computational overhead of ASP generation and refinement while maintaining the benefits of structured reasoning, this method offers a practical alternative for applications where implementation simplicity and computational efficiency are paramount considerations.

6 Discussion

6.1 Strengths

Compared with the previous related work (Yang et al., 2023; Li et al., 2024a; Mirzaee and Kordjamshidi, 2023), our results shown in Tables ?? and 3 have made substantial improvements in using neural-symbolic methods to enhance spatial reasoning in LLMs. For example, our neural-symbolic approaches achieved over 80% accuracy on StepGame, and averaged 60% on the more complex SparQA dataset. We first confirm that our integration methods are much more effective. Second, our methods greatly outperform the existing methods. For instance, our experiments demonstrate significant improvements over the baseline prompting methods, with accuracy increases of 40-50% on StepGame dataset and 3-13% on the more complex SparQA dataset. The “LLM + ASP” pipeline achieves particularly strong results on the tasks of Finding Relations (FR) and Finding Block (FB) questions, though performance varies across different question types. Additionally, our methods have formed an integrated pipeline compared with previous related work, and further could be easily applied in other domains. We have addressed our first research question. The following will resolve the second research question.

Our experiments demonstrated the potential of neural-symbolic integration, achieving consistent accuracy above 80% across different models. This success can be attributed to three key factors: (1) the effective separation of semantic parsing and logical reasoning, enabling precise control over each component; (2) the well-defined spatial relationships in a 2D environment, allowing for unambiguous predicate representation; and (3) the efficient handling of multi-hop reasoning chains through explicit logical rules.

We summarize our contributions on using neural-symbolic methods to systematically improve the performance of spatial reasoning in LLMs. The five contributions could be described as follows.

First, **boost spatial reasoning**: our integration methods significantly enhance spatial reasoning in complex tasks across various LLMs. While

LLMs can struggle with maintaining consistency over long, complex reasoning chains (like navigating through a series of spatial steps), symbolic modules can enforce strict rules of inference and logic, which enhances accuracy and coherence in spatial tasks. Second, **advance neural-symbolic approaches**: we provide a cohesive pipeline that strengthens neural-symbolic methods for improving LLM reasoning. Third, **structured knowledge representation**: our approach facilitates efficient knowledge representation and inference through advanced encoding techniques. Our symbolic modules enable LLMs to handle structured, explicit representations of spatial information, such as geometric shapes, positions, and spatial relationships. This allows LLMs to reason in a more organized and interpretable manner compared to raw, unstructured data processing alone. Forth, **robust and generalizable**: our approach is robust and highly generalizable, making it suitable for other complex reasoning tasks where LLMs typically struggle, such as temporal and deductive reasoning. Our symbolic reasoning systems are designed to generalize better across a wide range of situations by applying logical rules. Integrating this with the probabilistic nature of LLMs provides the system with a more robust way to infer spatial relationships, even in new or unseen scenarios. Moreover, LLMs are strong in natural language processing, while symbolic systems excel at tasks requiring formal logic. By combining both, LLMs can leverage the flexibility of language generation and the rigor of symbolic reasoning, making spatial tasks more efficient and accurate.

6.2 Limitations

This section focuses on the potential problems and limitations on our approaches and experiments. Our experiments with **StepGame** and **SparQA** datasets reveal excellent performance of neural-symbolic integration for spatial reasoning tasks. Through systematic evaluation across different question types and reasoning complexities, we observed distinct performance patterns that illuminate the practical considerations for deploying such systems.

SparQA saw averaging **60%** accuracy across four question types. However, the **SparQA** experiments perform differently across the four questions. First, though the over F1 accuracy is higher than the baseline direct prompting strategy, the performance is not consistent among the four types of questions, particularly in YN questions with quantifiers and implicit spatial relationships. Second, the system struggled with query generation for sophisticated question types, often failing to capture the full semantic complexity of natural language descriptions. Third, the refinement process introduced substantial computational overhead, raising questions about scalability in real-world ap-

plications.

This performance disparity between datasets highlights a crucial challenge in neural-symbolic integration: domain sensitivity. While **StepGame**'s structured environment enabled efficient predicate-based representation, **SparQA**'s naturalistic descriptions exposed the difficulties in maintaining consistent mappings between neural and symbolic components. This observation aligns with [Yang et al. \(2023\)](#) findings regarding the domain-specific nature of knowledge modules in symbolic reasoning. Their work demonstrated that even relatively simple reasoning tasks, such as those in the **bAbI** dataset, require multiple specialized knowledge modules for different types of reasoning (e.g., temporal reasoning, spatial relations, and basic inference). Creating and maintaining such modules can be time-consuming and requires domain expertise.

6.3 Future directions

The neural-symbolic pipeline allows for more explainable and traceable reasoning processes, addressing a major criticism of pure neural network approaches. Nevertheless, this advantage comes at the cost of increased system complexity and the need for careful design of the interaction between neural and symbolic components. The error-prone nature of converting natural language to logic programs, as observed in our experiments, remains a bottleneck of the neural-symbolic approach. This challenge could be addressed by implementing more effective feedback loops between different models and components in the pipeline. Due to the limitations of the DSPy framework and for model comparison purposes, we relied on a single LLM to refine the ASP program.

These limitations point toward several promising directions for future research. Future developments should focus on enhancing the robustness and adaptability of these systems while maintaining their core advantage in combining neural flexibility with symbolic precision. The work on context-aware knowledge graph embeddings ([Zhu and Sun, 2024](#)) suggests potential approaches for capturing implicit relationships more effectively. Additionally, incorporating probabilistic reasoning capabilities, as demonstrated by [De Raedt et al. \(2020\)](#), could enhance the system's ability to handle uncertainty in spatial relationships. Furthermore, developing error finding and automatic debugging mechanisms ([Gu et al., 2023](#)) could improve the system's reliability and reduce the need for manual intervention.

In essence, the neural-symbolic approach treats LLMs as agents within a carefully orchestrated system. This perspective shifts the focus from improving individual LLM performance to optimizing the interplay between

different components of the system. Future work should explore optimizing interactions between multiple models and reasoning components, involving more sophisticated orchestration techniques, improved integration of probabilistic reasoning with symbolic solvers, and employing the strengths of different LLMs at various stages of neural-symbolic systems.

7 Conclusion

This study introduced a novel neural-symbolic pipeline that effectively enhances LLMs’ spatial reasoning capabilities. The experimental results demonstrate significant improvements over traditional neural-symbolic methods, showing enhanced performance in complex spatial reasoning tasks across various LLMs. The evaluation results demonstrate the effectiveness, robustness, and generalizability of our approach. However, challenges remain, as evidenced by the performance discrepancy between the two datasets. While the approach achieved over 80% accuracy on **StepGame**, it averaged 60% on the more complex **SparQA**. This requires to further optimize neural-symbolic systems that generalize effectively across diverse problem domains. Nonetheless, our pipeline and strategies show excellent overall performance and significant advancements in spatial reasoning for LLMs. With further refinement, these methods have the potential to revolutionize spatial reasoning capabilities in LLMs and can be adapted to other reasoning domains, marking a substantial leap in neural-symbolic AI. Our work lays a critical foundation for future breakthroughs in AI, driving forward the quest for more intelligent, interpretable, and efficient systems, and offering a pivotal step toward achieving AGI.

References

- Alirezaie, M., Långkvist, M., Sioutis, M., and Loutfi, A. (2019). Semantic referee: A neural-symbolic framework for enhancing geospatial semantic segmentation. *Semantic Web*, 10(5):863–880.
- Bang, Y., Cahyawijaya, S., Lee, N., Dai, W., Su, D., Wilie, B., Lovenia, H., Ji, Z., Yu, T., Chung, W., et al. (2023). A multitask, multilingual, multi-modal evaluation of chatgpt on reasoning, hallucination, and interactivity. In *Proceedings of the 13th International Joint Conference on Natural Language Processing and the 3rd Conference of the Asia-Pacific Chapter of the Association for Computational Linguistics (Volume 1: Long Papers)*, pages 675–718.

- Bellini-Leite, S. C. (2022). Dual process theory: Embodied and predictive; symbolic and classical. *Frontiers in Psychology*, 13:805386.
- Besold, T. R., d’Avila Garcez, A., Bader, S., Bowman, H., Domingos, P., Hitzler, P., Kühnberger, K.-U., Lamb, L. C., Lima, P. M. V., de Penning, L., et al. (2021). Neural-symbolic learning and reasoning: A survey and interpretation 1. In *Neuro-Symbolic Artificial Intelligence: The State of the Art*, pages 1–51. IOS press.
- Bhandari, P., Anastasopoulos, A., and Pfoser, D. (2023). Are large language models geospatially knowledgeable? In *Proceedings of the 31st ACM International Conference on Advances in Geographic Information Systems*, pages 1–4.
- Byrne, R. M. and Johnson-Laird, P. N. (1989). Spatial reasoning. *Journal of Memory and Language*, 28(5):564–575.
- Cai, T., Wang, X., Ma, T., Chen, X., and Zhou, D. (2023). Large language models as tool makers. *arXiv preprint arXiv:2305.17126*.
- Chen, B., Xu, Z., Kirmani, S., Ichter, B., Sadigh, D., Guibas, L., and Xia, F. (2024). Spatialvlm: Endowing vision-language models with spatial reasoning capabilities. In *Proceedings of the IEEE/CVF Conference on Computer Vision and Pattern Recognition*, pages 14455–14465.
- Chen, H., Suhr, A., Misra, D., Snavely, N., and Artzi, Y. (2019). Touch-down: Natural language navigation and spatial reasoning in visual street environments. In *Proceedings of the IEEE/CVF Conference on Computer Vision and Pattern Recognition*, pages 12538–12547.
- Chu, Z., Chen, J., Chen, Q., Yu, W., He, T., Wang, H., Peng, W., Liu, M., Qin, B., and Liu, T. (2023). A survey of chain of thought reasoning: Advances, frontiers and future. *ArXiv*, abs/2309.15402.
- Cohn, A. G. (2023). An evaluation of chatgpt-4’s qualitative spatial reasoning capabilities in rcc-8. *arXiv preprint arXiv:2309.15577*.
- Cohn, A. G. and Renz, J. (2008). Qualitative spatial representation and reasoning. *Foundations of Artificial Intelligence*, 3:551–596.
- De Raedt, L., Dumančić, S., Manhaeve, R., and Marra, G. (2020). From statistical relational to neuro-symbolic artificial intelligence. *arXiv preprint arXiv:2003.08316*.

- Eiter, T., Higuera, N., Oetsch, J., and Pritz, M. (2022). A neuro-symbolic asp pipeline for visual question answering. *Theory and Practice of Logic Programming*, 22(5):739–754.
- Evans, J. S. B. and Stanovich, K. E. (2013). Dual-process theories of higher cognition: Advancing the debate. *Perspectives on psychological science*, 8(3):223–241.
- Fang, M., Deng, S., Zhang, Y., Shi, Z., Chen, L., Pechenizkiy, M., and Wang, J. (2024). Large language models are neurosymbolic reasoners. In *Proceedings of the AAAI Conference on Artificial Intelligence*, volume 38, pages 17985–17993.
- Gao, L., Madaan, A., Zhou, S., Alon, U., Liu, P., Yang, Y., Callan, J., and Neubig, G. (2022). Pal: Program-aided language models. *ArXiv*, abs/2211.10435.
- Garcez, A. d. and Lamb, L. C. (2023). Neurosymbolic ai: The 3 rd wave. *Artificial Intelligence Review*, 56(11):12387–12406.
- Geibinger, T. (2023). Explainable answer-set programming. *arXiv preprint arXiv:2308.15901*.
- Geigle, G., Jain, A., Timofte, R., and Glavaš, G. (2023). mbliip: Efficient bootstrapping of multilingual vision-llms. *arXiv preprint arXiv:2307.06930*.
- Ghosh, A., Acharya, A., Saha, S., Jain, V., and Chadha, A. (2024). Exploring the frontier of vision-language models: A survey of current methodologies and future directions. *arXiv preprint arXiv:2404.07214*.
- Gu, K., Jun, E., and Althoff, T. (2023). Understanding and supporting debugging workflows in multiverse analysis. In *Proceedings of the 2023 CHI Conference on Human Factors in Computing Systems*, pages 1–19.
- Hamilton, K., Nayak, A., Božić, B., and Longo, L. (2022). Is neuro-symbolic ai meeting its promises in natural language processing? a structured review. *Semantic Web*, (Preprint):1–42.
- Hersche, M., Zeqiri, M., Benini, L., Sebastian, A., and Rahimi, A. (2023). A neuro-vector-symbolic architecture for solving raven’s progressive matrices. *Nature Machine Intelligence*, 5(4):363–375.
- Ishay, A., Yang, Z., and Lee, J. (2023). Leveraging large language models to generate answer set programs. *arXiv preprint arXiv:2307.07699*.

- Katerinenko, R. (2015). Semantic spatial reasoning. In *KEOD*, pages 257–262.
- Khattab, O., Singhvi, A., Maheshwari, P., Zhang, Z., Santhanam, K., Vardhamanan, S., Haq, S., Sharma, A., Joshi, T. T., Moazam, H., et al. (2023). Dspy: Compiling declarative language model calls into self-improving pipelines. *arXiv preprint arXiv:2310.03714*.
- Kumar, S., Jain, N., Arora, R., and Nafis, M. T. (2023). Understanding agi: A comprehensive review of theory and application in artificial general intelligence. *Available at SSRN 4957203*.
- Landau, B. and Jackendoff, R. (1993). Whence and whither in spatial language and spatial cognition? *Behavioral and Brain sciences*, 16(2):255–265.
- Lee, J. H., Sioutis, M., Ahrens, K., Alirezaie, M., Kerzel, M., and Wermter, S. (2023). Neuro-symbolic spatio-temporal reasoning. In *Compendium of Neurosymbolic Artificial Intelligence*, pages 410–429. IOS Press.
- Li, F., Hogg, D. C., and Cohn, A. G. (2024a). Advancing spatial reasoning in large language models: An in-depth evaluation and enhancement using the stepgame benchmark. In *Proceedings of the AAAI Conference on Artificial Intelligence*, volume 38, pages 18500–18507.
- Li, F., Hogg, D. C., and Cohn, A. G. (2024b). Reframing spatial reasoning evaluation in language models: A real-world simulation benchmark for qualitative reasoning. *arXiv preprint arXiv:2405.15064*.
- Liu, W., Sanjiang, L., and Jochen, R. (2009). Combining rcc-8 with qualitative direction calculi: Algorithms and complexity. In *Twenty-First International Joint Conference on Artificial Intelligence*.
- Lu, Z., Afridi, I., Kang, H. J., Ruchkin, I., and Zheng, X. (2024). Surveying neuro-symbolic approaches for reliable artificial intelligence of things. *Journal of Reliable Intelligent Environments*, 10(3):257–279.
- Mao, J., Gan, C., Kohli, P., Tenenbaum, J. B., and Wu, J. (2019a). The neuro-symbolic concept learner: Interpreting scenes, words, and sentences from natural supervision. *arXiv preprint arXiv:1904.12584*.
- Mao, J., Gan, C., Kohli, P., Tenenbaum, J. B., and Wu, J. (2019b). The neuro-symbolic concept learner: Interpreting scenes, words, and sentences from natural supervision. *arXiv preprint arXiv:1904.12584*.

- Mirzaee, R. and Kordjamshidi, P. (2022). Transfer learning with synthetic corpora for spatial role labeling and reasoning. *arXiv preprint arXiv:2210.16952*.
- Mirzaee, R. and Kordjamshidi, P. (2023). Disentangling extraction and reasoning in multi-hop spatial reasoning. *arXiv preprint arXiv:2310.16731*.
- Pan, L., Albalak, A., Wang, X., and Wang, W. Y. (2023). Logic-lm: Empowering large language models with symbolic solvers for faithful logical reasoning. *arXiv preprint arXiv:2305.12295*.
- Parisi, A., Zhao, Y., and Fiedel, N. (2022). Talm: Tool augmented language models. *arXiv preprint arXiv:2205.12255*.
- Radford, A., Kim, J. W., Hallacy, C., Ramesh, A., Goh, G., Agarwal, S., Sastry, G., Askell, A., Mishkin, P., Clark, J., et al. (2021). Learning transferable visual models from natural language supervision. In *International Conference on Machine Learning*, pages 8748–8763. PMLR.
- Riegel, R., Gray, A., Luus, F., Khan, N., Makondo, N., Akhalwaya, I. Y., Qian, H., Fagin, R., Barahona, F., Sharma, U., et al. (2020). Logical neural networks. *arXiv preprint arXiv:2006.13155*.
- Rozanova, J., Ferreira, D., Dubba, K., Cheng, W., Zhang, D., and Freitas, A. (2021). Grounding natural language instructions: Can large language models capture spatial information? *arXiv preprint arXiv:2109.08634*.
- Santoro, A., Faulkner, R., Raposo, D., Rae, J., Chrzanowski, M., Weber, T., Wierstra, D., Vinyals, O., Pascanu, R., and Lillicrap, T. (2018). Relational recurrent neural networks. *Advances in neural information processing systems*, 31.
- Schick, T. and Schütze, H. (2021). True few-shot learning with prompts—a real-world perspective. *Transactions of the Association for Computational Linguistics*, 10:716–731.
- Serafini, L. and Garcez, A. d. (2016). Logic tensor networks: Deep learning and logical reasoning from data and knowledge. *arXiv preprint arXiv:1606.04422*.
- Sharma, M. (2023). Exploring and improving the spatial reasoning abilities of large language models. *arXiv preprint arXiv:2312.01054*.

- Shi, Z., Zhang, Q., and Lipani, A. (2022). Stepgame: A new benchmark for robust multi-hop spatial reasoning in texts. In *Proceedings of the AAAI conference on artificial intelligence*, volume 36, pages 11321–11329.
- Smith, S., Patwary, M., Norick, B., LeGresley, P., Rajbhandari, S., Casper, J., Liu, Z., Prabhunoye, S., Zerveas, G., Korthikanti, V., et al. (2022). Using deepspeed and megatron to train megatron-turing nlg 530b, a large-scale generative language model. *arXiv preprint arXiv:2201.11990*.
- Tenbrink, T. and Kuhn, W. (2011). A model of spatial reference frames in language. In *Spatial Information Theory: 10th International Conference, COSIT 2011, Belfast, ME, USA, September 12-16, 2011. Proceedings 10*, pages 371–390. Springer.
- Wang, J., Liu, Z., Zhao, L., Wu, Z., Ma, C., Yu, S., Dai, H., Yang, Q., Liu, Y.-H., Zhang, S., Shi, E., Pan, Y., Zhang, T., Zhu, D., Li, X., Jiang, X., Ge, B., Yuan, Y., Shen, D., Liu, T., and Zhang, S. (2023). Review of large vision models and visual prompt engineering. *ArXiv*, abs/2307.00855.
- Wang, W., Yang, Y., and Wu, F. (2022a). Towards data-and knowledge-driven artificial intelligence: A survey on neuro-symbolic computing. *arXiv preprint arXiv:2210.15889*.
- Wang, X., Wei, J., Schuurmans, D., Le, Q., Chi, E., and Zhou, D. (2022b). Self-consistency improves chain of thought reasoning in language models. *ArXiv*, abs/2203.11171.
- Weber, L., Minervini, P., Münchmeyer, J., Leser, U., and Rocktäschel, T. (2019). Nlprolog: Reasoning with weak unification for question answering in natural language. *arXiv preprint arXiv:1906.06187*.
- Wei, J., Wang, X., Schuurmans, D., Bosma, M., Chi, E., Xia, F., Le, Q., and Zhou, D. (2022). Chain of thought prompting elicits reasoning in large language models. *ArXiv*, abs/2201.11903.
- Weston, J. E. (2016). Dialog-based language learning. *Advances in Neural Information Processing Systems*, 29.
- Yang, S., Gribovskaya, E., Kassner, N., Geva, M., and Riedel, S. (2024). Do large language models latently perform multi-hop reasoning? *arXiv preprint arXiv:2402.16837*.
- Yang, Z., Ishay, A., and Lee, J. (2023). Coupling large language models with logic programming for robust and general reasoning from text. *arXiv preprint arXiv:2307.07696*.

- Yi, K., Wu, J., Gan, C., Torralba, A., Kohli, P., and Tenenbaum, J. (2018). Neural-symbolic vqa: Disentangling reasoning from vision and language understanding. *Advances in neural information processing systems*, 31.
- Yu, F., Zhang, H., Tiwari, P., and Wang, B. (2024). Natural language reasoning, a survey. *ACM Computing Surveys*, 56(12):1–39.
- Zellers, R., Holtzman, A., Peters, M., Mottaghi, R., Kembhavi, A., Farhadi, A., and Choi, Y. (2021). Piglet: Language grounding through neuro-symbolic interaction in a 3d world. *arXiv preprint arXiv:2106.00188*.
- Zhou, D., Scharli, N., Hou, L., Wei, J., Scales, N., Wang, X., Schuurmans, D., Bousquet, O., Le, Q., and Chi, E. (2022). Least-to-most prompting enables complex reasoning in large language models. *ArXiv*, abs/2205.10625.
- Zhu, S. and Sun, S. (2024). Exploring knowledge graph-based neural-symbolic system from application perspective. *arXiv preprint arXiv:2405.03524*.

Appendices

Appendix A: Neural-symbolic approaches

To provide a more practical framework, we can consolidate these approaches into four fundamental integration architectures, each capturing a distinct way of combining neural and symbolic capabilities:

a) *Neural/ symbolic Sequential Integration:*

In this pipeline architecture, neural networks first process raw input to generate symbolic representations, which are then processed by symbolic reasoners for logical inference. This separation also allows for better interpretability and generalization compared to end-to-end neural approaches. For instance, the Neural-Symbolic VQA system (Yi et al., 2018) demonstrates the effectiveness of sequential integration by first using neural networks to parse visual scenes into structured scene representations, followed by symbolic program execution for reasoning about the scene. Weber et al. (2019) developed NLProlog, which exemplifies the integration of neural networks for processing natural language and Prolog symbolic reasoning for multi-step inference. IBM’s neural-vector-symbolic architecture (NVSA) (Hersche et al., 2023) uses an NN as the frontend for perception and semantic parsing, and a symbolic reasoner as the backend for probabilistic abductive reasoning.

b) *Neural-symbolic Iterative Integration:* It represents a more sophisticated approach where neural and symbolic components interact in multiple cycles, with each component refining its output based on feedback from the other. This architecture is particularly influenced by cognitive dual-process theories (Evans and Stanovich, 2013; Bellini-Leite, 2022). which posit that human reasoning often involves both intuitive (neural) and analytical (symbolic) processes. The neural-Symbolic Concept Learner (Mao et al., 2019b) exemplifies this integration, showcasing the effectiveness of feedback loops in enhancing reasoning capabilities.

c) *Symbolic Embedded NN architecture:* This approach incorporates symbolic rules within neural network structures for enhancing the model interpretability and simultaneous neural learning and symbolic reasoning. It often involves mapping symbolic logic rules onto embeddings that serve as soft constraints or regularizers on the NN’s loss function. For instance, logical NNs (Riegel et al., 2020) encode knowledge or domain expertise as symbolic rules (first-order logic or fuzzy logic) that act as constraints on the NN output. Logical tensor networks (LTNs) (Serafini and Garcez, 2016), for instance, use logical formulas to define constraints on the tensor representations, which has proven successful in knowledge graph completion tasks.

d) *LLM+Tools:* The emergence of Large Language Models (LLMs) has

given rise to a new neural-symbolic architecture pattern that leverages language models as neural reasoning engines while integrating them with external symbolic tools, APIs, self-defined functions and expert models. This approach represents a significant step forward in combining LLMs’ powerful language processing abilities with specialized symbolic reasoning tools, broadening the scope of tasks LLMs can handle. Tool Augmented Language Models (TALM) combine LLMs with non-differentiable tools, demonstrating improved performance on knowledge-heavy and reasoning tasks (Parisi et al., 2022). The LLMs As Tool Makers (LATM) framework introduces a closed-loop system where LLMs create and use their own reusable tools, offering a cost-effective solution for complex reasoning tasks (Cai et al., 2023).

In the context of spatial reasoning tasks, Cohn (2023) explored integrating LLMs with established QSR calculi, evaluating ChatGPT-4’s capabilities in RCC-8 reasoning, while Bhandari et al. (2023) investigated LLMs’ geospatial knowledge and reasoning abilities. Alirezaie et al. (2019) proposed a semantic referee framework that uses ontological reasoning to improve geospatial semantic segmentation in satellite imagery. Zellers et al. (2021) introduced PIGLeT, a system that grounds language understanding in a 3D world, combining LLM capabilities with symbolic reasoning about physical interactions.

Despite these advances, challenges remain in integrating neural and symbolic components efficiently. Maintaining the speed and adaptability of LLMs while scaling hybrid systems to address real-world complexities is an active research area, as noted by Besold et al. (2021). Striking a balance between the general capabilities of LLMs and the rule-based precision of symbolic systems is essential to create effective hybrid models. Additionally, addressing uncertain or incomplete information by leveraging both neural and symbolic strengths remains a crucial focus within the field.

B: Test dataset samples

B1: Examples in StepGame

StepGame, developed by Shi et al. (2022), builds upon the foundational concepts of the bAbI dataset (Weston, 2016) to create a benchmark specifically designed for robust multi-hop spatial reasoning. This innovative dataset employs a grid-based system that introduces increased complexity when testing the models’ spatial reasoning abilities. StepGame expands the range of directional spatial relations to include eight distinct categories: top (north), down (south), left (west), right (east), top-left (north-west), top-right (north-east), down-left (south-west), and down-right (south-east). Each relation is defined by unique angles and distances, allowing for comprehensive visual represen-

tation on a grid. Additionally, the dataset incorporates an “overlap” relation to address scenarios where objects occupy the same location.

The following are examples from `StepGame` with reasoning hop of 5 and 10 are shown as follows.

Example 1

Story:

- A is below F with a small gap between them.
- E is to the right and above F at an angle of about 45 degrees.
- A is sitting at the 3:00 position to W.
- W presents lower left to V.
- O is on the same horizontal plane directly left to V.
- G presents lower left to O.

Question: What is the relation of agent V to agent A?

Answer: above

Example 2

Story:

- H is diagonally left and below X.
- G and V are in a vertical line with G on top.
- G and P are vertical and G is below P.
- C is placed in the left direction of B.
- Z is at the 6 o'clock position relative to B.
- P is diagonally above M to the right at a 45 degree.
- M is placed in the left direction of C.
- Z is above and to the right of T.
- D is over there and H is on the top of it.
- T is there and D is at the 5 position of a clock face.

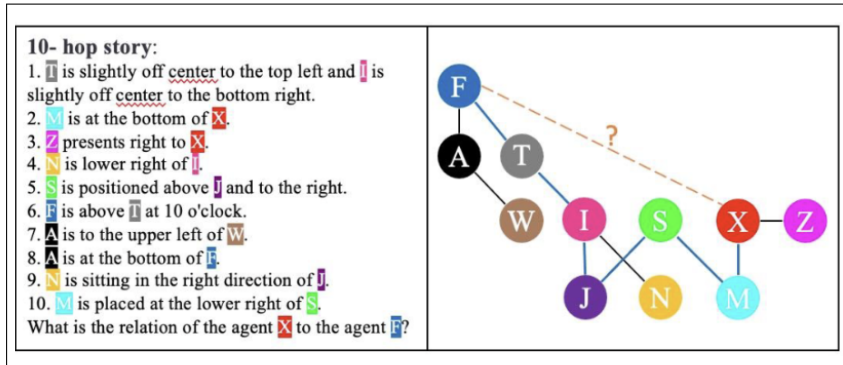


Figure 3: An example in the StepGame, adopted by Li et al. (2024b).

Question: What is the relation of the agent C to the agent H?

Answer: upper-left

The two examples could be visualized by Fig. 3.

Although the dataset introduces a range of directional spatial relations and multi-hop reasoning challenges, the single Finding Relation question type may not fully reflect the intricacies of real-world spatial reasoning. Research by Li et al. (2024b) indicates that LLMs often struggle more with constructing object-linking chains from shuffled relations than with the spatial reasoning tasks themselves. Prior research (Yang et al., 2024; Li et al., 2024b) suggests StepGame contains template errors that can distort model performance evaluations. These errors arise from insufficient quality control during the crowdsourcing process, leading to inaccuracies in the relationship mappings used within the dataset. Such flaws can result in misleading assessments of an LLM’s spatial reasoning capabilities, as they may perform better or worse if these errors were addressed.

B2: Samples in SparQA

As shown in Fig. 4, SparQA is built upon the NLVR (Natural Language for Visual Reasoning) images, featuring synthetically generated scenes depicting various spatial arrangements. Typically, each scenario consists of three blocks arranged either vertically or horizontally, with each block containing around four objects. Each object is characterized by attributes such as size, color, and shape. In a typical context, there are usually twelve objects distributed across three blocks, along with approximately ten explicitly defined relationships.

The dataset incorporates a wider range of spatial relationships, including 3D spatial reasoning, topological relations and distance relations. For FR

questions, the candidate choices include [‘left’, ‘right’, ‘above’, ‘below’, ‘near to’, ‘far from’, ‘touching’, ‘DK’], but there are more synonym relation names involved in the context and question.

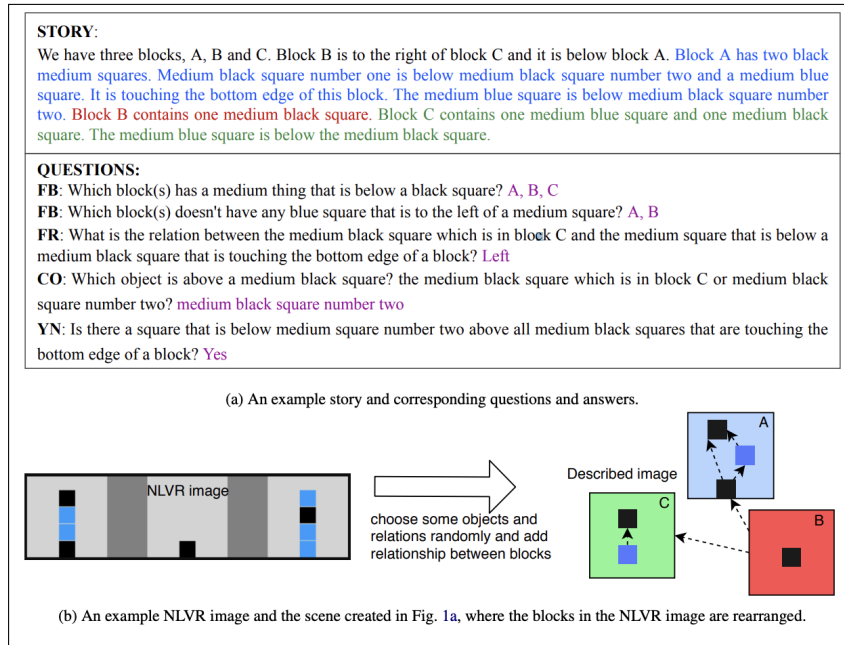


Figure 4: An example of SparQA created from image (adopted from [Mirzaee and Kordjamshidi \(2022\)](#).)

The dataset covers the four question types, presenting a challenge to question answering tasks. Except Yes/No questions, FR, CO and FB questions often involve more than one answer. Additionally, the question often involves more than two objects and relations. For example, “What is the relation between the blue circle which is touching the top edge of block B and the small square?”, “What relations exist between the blue object above the yellow thing and the black object above the black thing?”

- *Find Relation (FR)*: Identify the relationship between two objects.
- *Find Blocks (FB)*: Locate a block containing certain objects.
- *Choose Object (CO)*: Select between two/three objects based on the criteria.
- *Yes/No (YN)*: Determine if a specific claim is true or false.

Table 4 provides the information on the differences between the two test datasets.

Table 4: Dataset Statistics

Metric	SparQA	StepGame
# Sent / Story	7.42	1.92
# Tokens / Story	132.37	38.16
# Tokens / Sent	17.85	11.21
# Tokens / Question	16.61	13.0

Note that the original dataset is vast, split into train, dev and test subsets, intended for deep learning models training. For LLMs’ evaluation, it is not possible and also not necessary to test on the whole dataset. It is normal to use the subset to do the evaluation. Specifically, this study selected a random subset in a range of 200 to 500 samples from the larger dataset, depending on the specific scenario.

Appendix C: Experiment with StepGame

This section presents our experiment details and results with the **StepGame** dataset using the DSPy pipeline. The **StepGame** features less variable language structure compared to **SparQA**, characterized by short sentences and a single question type focusing on relations between two agents.

C1: Implementations

StepGame dataset is divided into two distinct sets: a clean set and a noise set. The clean set contains exactly k facts for k -hop instance, while the noise set includes more than k facts, with the additional facts serving as distractions. For our experiment, we concentrate exclusively on the clean dataset.

Another important aspect of the **StepGame** dataset is its reasoning hops range from 1 to 10 hops, distributed across 10 subsets. Specifically, each subset consists of 10,000 samples, each corresponding to a single reasoning hop.

To ensure a fair comparison, we adopt the methodology outlined in [Yang et al. \(2023\)](#). We collected the first 100 data instances for each reasoning hop $k \in \{1, \dots, 10\}$ and utilized accuracy metrics to evaluate the results. In our final analysis, we will assess the accuracy within each subset of reasoning hops.

As illustrated in the pipeline, we first prompt the LLM to convert natural language expressions into facts, formatted as “is/3” and “query/2”. To ensure consistency, the LLM is instructed to utilize only nine predefined relations:

left, right, top, down, top_left, top_right, down_left, and down_right, to represent the fact is(“A”, relation, “B”). To encourage the large language models to map the relations correctly, we provide extra guidelines on how to do the mapping. For example, If the sentence is describing clock-wise information, then 12 denotes top, 1 and 2 denote top_right, 3 denotes right, 4 and 5 denote down_right, 6 denotes down, 7 and 8 denote down_left, 9 denote left, 10 and 11 denote top_left. If the sentence is describing cardinal directions, then north denotes top, east denotes right, south denotes down, and west denotes left.

Subsequently, we add the customized knowledge module or rule to form the complete ASP code. The knowledge module is adapted from Yang et al. (2023), rather than relying on the LLM to generate them automatically. The rules are crafted to address qualitative spatial reasoning problems within a 2D grid space, by setting the second queried object as the reference point (0,0) and then using cardinal offsets to iteratively calculate the positions of connected objects. Finally, the position (dx, dy) of the first queried object will be found. Based on the values of distance along both x and y axis, the relationship between the first and second queried objects can be determined.

To translate the rules into ASP compatible rules, it looks like the following:

```

ASP Code

location(Q2, 0, 0) :- query(Q2).
offset(overlap, 0, 0; top, 0, 1; down, 0, -1; left, -1, 0; right, 1, 0;
top_left, -1, 1; top_right, 1, 1; down_left, -1, -1; down_right, 1, -1).
is(A, R1, B) :- is(B, R2, A), offset(R2, X, Y), offset(R1, -X, -Y).
nums(-100..100).
location(A, Xa, Ya) :- location(B, Xb, Yb), nums(Xa), nums(Ya), is(A, Kind, B),
offset(Kind, Dx, Dy), Xa - Xb = Dx, Ya - Yb = Dy.
location(B, Xb, Yb) :- location(A, Xa, Ya), nums(Xb), nums(Yb), is(A, Kind, B),
offset(Kind, Dx, Dy), Xa - Xb = Dx, Ya - Yb = Dy.
answer(R) :- query(Q1, ), location(Q1, X, Y), offset(R, Ox, Oy), (Ox = -1 : X < 0; Ox = 0 :
X = 0; Ox = 1 : X > 0; Oy = -1 : Y < 0; Oy = 0 : Y = 0; Oy = 1 : Y > 0).showanswer/1.

```

Figure 5: ASP code sample

After proper refinement if necessary, the ASP code will be passed as the inputs for the next module and executed by the external ASP solver Clingo to obtain the results.

While the **StepGame** dataset is designed to be unique and robust, it is important to note that ambiguities in expressions can lead to multiple answers

being returned by the ASP solver. For instance, consider a context-based question involving a 3-hop scenario:

- **Story:** “D is on the left side of and below E. M is over G. M is diagonally left and below E. B is under G.”
- **Question:** “What is the relation of agent G to agent E?”
- **Ground-Truth Label:** “down_left”.

The relations can be mapped as follows:

- `is("D", left, "E").`
- `is("D", down, "E").`
- `is("M", top, "G").`
- `is("M", down_left, "E").`
- `is("B", down, "G").`
- `query("G", "E").`

When combined with customized rules, the ASP solver returns all possible relations between G and E: “down_left, down, down_right, left, top_left”. However, if we change the two facts, `(“D”, left, “E”). is(“D”, down, “E”)` to one fact `is(“D”, down_left, “E”)`, we would obtain a singular result from the ASP solver: “down_left,” which matches the ground truth label in the dataset.

However, upon closer examination of the natural language description—“D is on the left side of and below E”—it becomes evident that this does not definitively imply that D is diagonally down-left from E, since the spatial distance and arrangement could affect this interpretation. Both Llama 70B and Deepseek tend to separate diagonal relations into two distinct factual representations when other expressions exist between them. Conversely, they consolidate relations into one fact when explicitly described as “left down” or as a diagonal relation. We can see how the ambiguity of natural language plays a role in the conversion of logical expression.

C2: Results and discussion

Our analysis reveals that the LLM + ASP approach provides a significant advantage, functioning effectively as a quality checker for the dataset. Among 1,000 predictions across various reasoning hops $k \in \{1, \dots, 10\}$, nearly 100 instances were identified as problematic, stemming from issues within the dataset itself. As the reasoning hop k increases, a cumulative trend emerges, suggesting that many errors may arise from insufficient quality control over the crowdsourced expressions. Notably, [Li et al. \(2024b\)](#) highlighted that out of eight types of relations examined, only “above” and “left” were found to be free of errors.

The inherent ambiguity in natural language significantly contributes to errors in LLM predictions. Despite these challenges, all the three LLMs outperform baseline direct answer prompting and Chain-of-Thought (CoT) prompting for the StepGame dataset by 40-50% improvement. For instance, at reasoning hop $k=5$, accuracy rates for direct prompting were recorded as follows: 38.50% (Llama 70B), 33.33% (Deepseek) and 29.91% (GPT 4.0 mini). In contrast, the accuracy for 100 examples of the same reasoning hop is 77%, 82%, 69% respectively. We can see the hybrid neural symbolic method, to be specific LLM+ ASP, works much better than the end to end prompting methods, with at least around 40% accuracy increase for all the three models. The results are shown in [Table 5](#).

Table 5: Accuracy of LLMs + ASP on StepGame (Accuracy %)

Model	K=1	K=2	K=3	K=4	K=5	K=6	K=7	K=8	K=9	K=10
Deepseek (Baseline)	53.7	47.4	44.3	34.6	33.3	24.2	22.3	19.5	17.3	16.8
Deepseek + ASP	93.7	89.2	92.5	89.3	88.5	87.7	86.3	85.2	84.5	79.8
Llama3 (Baseline)	48.2	49.4	42.5	32.4	28.2	26.3	18.1	17.6	15.8	14.2
Llama3 70B + ASP	82.2	76.4	79.5	81.2	77.9	80.4	72.8	70.1	69.3	65.7
GPT 4o mini (Baseline)	54.6	48.4	47.3	33.2	29.9	27.2	16.3	14.8	13.9	13.5
GPT 4o mini + ASP	85.8	82.4	85.5	85.3	87.1	85.5	79.2	75.3	72.5	68.9
SOTA (Yang, 2023)	92.6	89.9	89.1	93.8	92.9	91.6	91.2	90.4	89.0	88.3

It is worth noting that the results cannot compete with [Yang et al. \(2023\)](#)’s results, where they claimed that they achieved 100% accuracy when taking out the problematic dataset.

As shown in [Table 5](#), we observed a consistent and substantial improvement in performance across all tested models when compared to baseline

approaches. The integration of symbolic reasoning with large language models yielded an average accuracy improvement of 40-60% over end to end prompting methods, including direct answer and simple CoT prompting. At reasoning hop $k=5$, for instance, we observed the following performance improvements: Deepseek improved from 33.3% (baseline) to 88.5% (+55.2%), Llama 70B improved from 28.2% to 77.9% (+49.7%), GPT-4 mini improved from 29.9% to 87.1% (+57.2%). These improvements are particularly significant given the challenging nature of multi-hop reasoning tasks, validating the effectiveness of separating linguistic understanding from logical reasoning in structured and simplified language.

We observed a consistent pattern of performance degradation as reasoning depth increased. The general trend is consistent and suggests that the complexity of the tasks grows with the number of hops.

The success of LLM + ASP can be attributed to several key factors. The simplified predicate structure, utilizing only `is/3` and `query/2` predicates, provides a clear bridge between natural language and logical forms. This simplification, combined with our well-designed knowledge module, enables efficient handling of spatial relationships while maintaining robust error detection capabilities.

C3: Error analysis

The ASP solver outputs can be categorized into three types: 1). Parsing Errors: Syntax mistakes, inconsistent variables, or incomplete code (rare, <2%); 2). Satisfiable but No Query Results: No syntax errors but solver cannot find valid solutions (rare, <2%); 3). Inconsistency with Ground Truth Labels: Most common error, typically due to ambiguous language expressions.

For example, consider this scenario:

- **Story:** "D is on the left side of and below E. M is over G. M is diagonally left and below E. B is under G."
- **Question:** "What is the relation of agent G to agent E?"
- **Ground-Truth Label:** "down_left".

When mapped to facts:

- `is("D", left, "E").`
- `is("D", down, "E").`
- `is("M", top, "G").`

- `is("M", down_left, "E").`
- `is("B", down, "G").`
- `query("G", "E").`

The ASP solver returns multiple possible relations (“down_left, down, down_right, left, top_left”) due to ambiguous language interpretation. Llama 70B showed more instances of multiple relation results and “satisfiable but no query results” compared to Deepseek, suggesting lower semantic parsing effectiveness.

The `StepGame` benchmark’s simplicity (95% of sentences contain single `is/3` relation facts) and clear agent definitions make it suitable for testing smaller LLMs or specialized semantic parsers paired with ASP solvers. While testing with smaller models (Openchat, Mistral 8B, Llama 8B, Gemma 8B) remains pending, the LLM + ASP approach is expected to yield higher accuracy than baseline prompting.

Appendix D: The code and examples in experiment in SparQA

Compared with the offset -based rule in `StepGame`, this knowledge module used in `SparQA` is not very complicated, as it relies on the logical rule to infer the new relations.

The symbolic reasoning module involves executing the ASP solver on the generated facts and rules. The ASP solver outputs all answer sets or facts that satisfy the given conditions. For Yes/No, Find Relations (FR), and Find Block (FB) questions, there is no need for post-processing to calculate accuracy against the ground truth label to evaluate the performance of the language model. However, for Choose Object (CO) questions, a manual review of the ASP results is necessary for evaluation.

To illustrate this point, consider the following example: “What object is not above the purple rectangle? The orange triangle or the white square?” The actual answer is “[the white square].” In this case, the query can be expressed as `query(Object) :- object(Object,_,_,_), object(purple_rectangle,_,purple,rectangle,_), not is(Object,above,purple_rectangle).` When executed, the ASP solver will return all objects that are not above the purple rectangle. For instance, if the output is “small_white_square, small_black_square, large_yellow_square,” we observe that `small_white_square` is included in this result while the orange triangle is not. Since this satisfies the condition of the query correctly, we consider this ASP result as valid. The complete set of prompts for semantic parsing is seen in the following section.

```
ASP Code Sample

• % Inverse relations
inverse(left, right;
right, left;
front, behind;
behind, front;
above, below;
below, above).
is(Y, R2, X) :- is(X, R1, Y), inverse(R1, R2), X!= Y.
...
% Symmetric relations
symmetric(touching; disconnected; overlapping;
adjacent; near; far).
is(Y, R, X) :- is(X, R, Y), symmetric(R), X!= Y.
...

% Intra-block object relations
is(O1, R, O2) :- object(O1, _, _, _, Block),
object(O2, _, _, _, Block),
is(O1, R, O2),
O1!= O2.
```

Figure 6: ASP code sample

ASP code is implemented in the module of “Proposed LLM + ASP”, as shown as follows.

```
ASP Code Sample

% Inverse relations
inverse(left, right; right, left;
front, behind; behind, front;
above, below; below, above).
is(Y, R2, X) :- is(X, R1, Y), inverse(R1, R2), X!= Y.

% Symmetric relations
...

% Inter-block object relations
is(O1, R, O2) :- object(O1, _, _, B1),
object(O2, _, _, B2),
is(B1, R, B2), O1!= O2, B1!= B2.
```

Figure 7: ASP code sample

Appendix E: Prompts samples

E1: Visualization Prompts for StepGame

Role: A spatial visualization expert specializing in converting textual spatial relationships into grid layouts.

Task: Given a story describing spatial relations and a position query between two agents, create a step-by-step grid visualization to determine the answer.

Process:

1). Initial Grid Setup

- * Create 5×5 or 7×7 grid with periods (.)
- * Place query’s second agent at center as anchor

2). Sequential Agent Placement

- * Build from anchor agent
- * Place agents based on explicit relations only
- * Each placement must connect to existing agents

3). **Validation and Optimization ...**

4). **Answer Generation ...**

Example output:

Story: "D is left of E. M is above E. B is below E."

Question: "What is the relation of B to M?"

E2:Symbolic Fact Representation and Logical Rules

Module 1: Natural Language to ASP Facts

Given a context and spatial question, extract all facts using three predicates:

- block/1: block(name)
- object/5: object(distinct_name, size, color, shape, block)
- relation/2: relation(object1, object2)

Example:

block(a).

object(large_blue_triangle, large, blue, triangle, a).

%object(blue_oval, unknown, blue, oval, b).

left(large_blue_triangle, blue_oval).

Module 2: Logical Rules Application

Apply spatial logical rules to connect facts with queries:

Inverse Relations:

```
% If X is [Relation1] of Y, and [Relation1] is inverse of [Relation2],
% then Y is [Relation2] of X
```

Symmetric Relations: ...

Inter-block Relations: ...

Output format:

```
{
"Reasoning": "step 1, 2, 3 ...",
"Answer": "Your answer"
}
```

E3:NL-Facts Module Prompts for StepGame

Role: Expert semantic parser converting context sentences into atomic facts.

Fact Types:

1. Relation facts: `is("A", relation, "B")`
2. Query facts: `query("A", "B")`

Relation Set:

- left, right, top, down
- top_left, top_right
- down_left, down_right

Mapping Rules:

- 1). Clock Positions:

12:00 -> top	1-2:00 -> top_right
3:00 -> right	4-5:00 -> down_right
...	

- 2). Cardinal Directions: ...

Example: Input story:

"U and V are parallel, and U is to the left of V."
"T and G are parallel, and T on the left of G."
"V is positioned in the front right corner of Z."
...

Question: "What is the relation of the agent G to the agent Z?"

Output:

```
is("U",left,"V").  
is("T",left,"G").  
is("V",top_right,"Z").  
...
```

E4: ASP Refinement Module Prompts for StepGame

Step 1: Analysis Checklist

- **Completeness:** Verify all story elements are represented
- **Syntax:** Check format ...

- **Safety:** Confirm
 - Arguments in quotes
 - Relations unquoted and lowercase
- **Consistency:** Verify relations use standard set:

```
{left, right, top, down, top_left,
top_right, down_left, down_right}
```

...

- Each fact on separate line
- No extra punctuation

- **Query:** Verify question correctly represented

Step 2: Refinement Process ...

Step 3: Final Output Format

```
is("A",left,"B").
is("C",top_right,"D").
query("E","F").
```

E5: Natural Language to ASP Conversion Prompts for SparQA

Module 1: Initial ASP Code Generation

Role: Expert parser for converting natural language to logical representations.

Step 1: Fact Extraction

Three essential predicates:

1. `block(name)`

Example: `block(a). block(a;b;c).`

...

Critical Rules: ...

Example Context Translation:

Context: "There is a block A below block B. In A, there is a large blue triangle to the left of and below a large black square. Far above the square is a large black circle."

.....

Step 2: Query Generation

Query formats:

- Yes/No questions: `query(yes)` and `query(no)`
- Wh-Questions: `query(relation)`, `query(object)`, or `query(block)`

Example queries:

```
% Are all squares in B?  
query(no) :- object(_, _, _, square, Block), Block != b.  
query(yes) :- not query(no).
```

...

Module 2: ASP Refinement

Refinement Process:

1. Check facts:
 - Validate predicates and argument counts
 - Verify relation names
 - Ensure consistent variable naming
2. Verify query:
 - Appropriate query type
 - Logical consistency
 - Variable safety
3. Format output: ...

Common Errors and Fixes:

- Syntax: Ensure `head :- body.` structure
- Unsafe variables: Bind all variables in positive literals
- Grounding: Verify predicate argument counts
- Undefined predicates: Define all used predicates
- Inconsistent rules: Resolve contradictions

Final ASP Structure:

```
% Facts  
<facts>
```

```
% Rules  
<rules>
```

```
...
```