

Toward Fair Graph Neural Networks Via Dual-Teacher Knowledge Distillation

Chengyu Li¹, Debo Cheng^{*2}, Guixian Zhang³, Yi Li¹, and Shichao Zhang^{†1}

¹Guangxi Key Lab of Multi-Source Information Mining & Security, Guangxi Normal University, Guilin, Guangxi, 541004, China

²UniSA STEM, University of South Australia, Adelaide, SA, 5095, Australia

³School of Computer Science and Technology, China University of Mining and Technology, Xuzhou, Jiangsu, 221116, China

December 3, 2024

Abstract

Graph Neural Networks (GNNs) have demonstrated strong performance in graph representation learning across various real-world applications. However, they often produce biased predictions caused by sensitive attributes, such as religion or gender, an issue that has been largely overlooked in existing methods. Recently, numerous studies have focused on reducing biases in GNNs. However, these approaches often rely on training with partial data (e.g., using either node features or graph structure alone), which can enhance fairness but frequently compromises model utility due to the limited utilization of available graph information. To address this trade-off, we propose an effective strategy to balance fairness and utility in knowledge distillation. Specifically, we introduce FairDTD, a novel Fair representation learning framework built on Dual-Teacher Distillation, leveraging a causal graph model to guide and optimize the design of the distillation process. Specifically, FairDTD employs two fairness-oriented teacher models: a feature teacher and a structure teacher, to facilitate dual distillation, with the student model learning fairness knowledge from the teachers while also leveraging full data to mitigate utility loss. To enhance information transfer, we incorporate graph-level distillation to provide an indirect supplement of graph information during training, as well as a node-specific temperature module to improve the comprehensive transfer of fair knowledge. Experiments on diverse benchmark datasets demonstrate that FairDTD achieves optimal fairness while preserving high model utility, showcasing its effectiveness in fair representation learning for GNNs.

Keywords: Fairness; Graph neural networks; Causality, Knowledge distillation; Representation learning

1 Introduction

Graph neural networks (GNNs) have been widely applied in diverse domains, such as drug discovery (Xiong *et al.*, 2021), e-commerce (Liu *et al.*, 2022), and recommendation systems (Ma *et al.*, 2024), owing to their outstanding performance in processing non-Euclidean graph-structured data. However, GNNs can inherit and amplify social biases embedded in the data, resulting in discriminatory predictions influenced by sensitive attributes, such as gender or race (Zou *et al.*, 2025; C. Li *et al.*, 2024). In applications involving high-risk decision-making, such as fraud detection (Zhixun Li *et al.*, 2022) and credit scoring (Yeh and Lien, 2009), these biased predictions can exacerbate social inequities (Mehrabi *et al.*, 2021). Existing research (G. Zhang *et al.*, 2024a) attributes bias in GNNs to both node features and graph structure. Through feature propagation, initially unbiased node features can become correlated with sensitive attributes, leading to unintended leakage of sensitive information in node representations (Y. Wang *et al.*, 2022). Additionally, nodes sharing similar sensitive attributes are frequently more interconnected in graph-structured data (La Fond and Neville, 2010), causing similarity in representations that can result in prediction bias.

*Corresponding author: Debo Cheng, Email: chedy055@mymail.unisa.edu.au

†Corresponding author: Shichao Zhang, Email: zhangsc@mailbox.gxnu.edu.cn

Recent studies have focused on reducing bias in GNNs by enhancing model fairness while preserving utility. A common strategy is to modify the training data to preemptively mitigate bias. For instance, this can involve increasing the representation of disadvantaged groups (Current *et al.*, 2022) or updating the adjacency matrix with fairness-based constraints (P. Li *et al.*, 2021). Such preprocessing steps aim to reduce inherited bias during training. Another approach introduces fairness constraints directly into the GNN’s objective function. For example, FairGAT (Kose and Shen, 2024) employs a bias-mitigating attention mechanism, while FairGNN (Dai and S. Wang, 2021) employs adversarial learning to generate node representations independent of sensitive attributes. However, these methods face limitations: (1) bias exists in both node features and graph structure, which requires complex model design to handle both sources simultaneously; (2) methods that eliminate sensitive attributes are often highly specific, reducing their generalizability to diverse applications. Note that there is a critical question: can we develop a simpler yet effective approach to improve fairness by addressing biases in both node features and graph structure directly within the training data?

Inspired by reducing the sources of data bias (S. Zhang *et al.*, 2003; Duong *et al.*, 2021), we discovered that simply training with partial data (i.e., using only node features or only graph structure) can significantly improve fairness and is readily extensible to other models. However, as analyzed in Section 3.3, while partial data training substantially enhances fairness, it often comes at the cost of reduced model utility.

Knowledge distillation (Hinton *et al.*, 2015) offers a promising solution for balancing fairness and utility by passing knowledge from a teacher model to a student model. Building on this idea, we propose a strategy where a student model extracts fairness knowledge from a teacher model trained on partial data while also learning from complete data to maintain utility. However, this strategy faces two challenges: (1) Utility loss in the teacher model: training on partial data enhances fairness but reduces utility, potentially limiting its guidance for the student model; (2) Limited knowledge transfer capability: although the teacher model trained on partial data acquires fair knowledge, it is unclear whether this knowledge can be effectively transferred to the student. In knowledge distillation, a temperature parameter regulates the softening of the teacher’s predictions, but traditional methods use a fixed temperature, which may not address varying prediction complexities effectively (Wei and Bai, 2024; Zheng Li *et al.*, 2023).

To tackle these challenges, we introduce FairDTD, a novel Fair representation learning framework built on Dual-Teacher Distillation. Our approach begins with a theoretical analysis of fair representation learning tasks under partial data training from a causal modeling perspective, providing a solid foundation for the design of our framework. To address the first challenge, FairDTD uses two fairness-oriented teacher models, a feature teacher and a structure teacher, for dual distillation, allowing the student model to gain complementary information from both sources. Additionally, FairDTD incorporates graph-level distillation to indirectly supplement missing graph information during training. To address the second challenge, we introduce a node-specific temperature module that adjusts the temperature based on the confidence of each prediction, facilitating effective knowledge transfer from the teachers to the student.

Our contributions can be summarized as follows:

- We analyze fair representation learning tasks in partial data training by introducing a causal graph model and conducting experiments.
- We propose dual-teacher and graph-level distillation to tackle the issue of missing information in partial data training and a node-specific temperature module to facilitate fair and rich knowledge transfer from teacher to student model.
- Experiments conducted on multiple real-world datasets illustrate that FairDTD achieves an optimal equilibrium between fairness and model utility.

2 Related work

In this section, we discuss relevant studies pertinent to our presented FairDTD framework, focusing on developments in GNNs and methods aimed at promoting fairness within GNNs.

2.1 Graph neural networks

In recent years, GNNs have attracted considerable attention owing to their exceptional performance in handling graph-structured data. To be used in a variety of downstream tasks, including node classification (Bhagat *et al.*, 2011), graph classification (Sui *et al.*, 2022), and link prediction

(Baghersahi *et al.*, 2023), GNNs aim to generate embedding vectors that efficiently integrate both graph structure and node features.

Existing GNN methods primarily focus on spatial-based approaches, which perform message passing directly on the graph’s adjacency structure, aggregating information from neighboring nodes layer by layer. For instance, Graph Convolutional Network (GCN) (Kipf and Welling, 2016) uses a convolutional operation to aggregate the features of neighboring nodes to update node representations. Graph Isomorphism Network (GIN) (Xu *et al.*, 2018) introduces a straightforward yet potent message-passing mechanism to ensure that different graph structures yield distinct node representations.

The impressive performance of GNNs has facilitated their extensive adoption in a variety of real-world applications, including key decision-making (Dai *et al.*, 2024) and anomaly detection in online banking transactions (Yuan *et al.*, 2022). For instance, HGNRec (D. Li *et al.*, 2024) employs homogeneous GNNs for third-party library recommendations, LA-MGFM (Zhao *et al.*, 2023) uses graph neural networks with multi-graph fusion to predict legal judgments, and MLAGs (Zihao Li *et al.*, 2024) leverages multi-view graph convolutional networks to predict loan default risk.

However, the success of GNNs has prompted concerns about their potential to propagate and amplify biases in graph-structured data. Studies (Köse and Shen, 2021; Dai and S. Wang, 2021) have highlighted that GNNs may unintentionally produce biased outcomes against certain demographic groups, underscoring the need for designing fairer GNN models for graph-based tasks.

2.2 Fairness in graph neural networks

When processing graph-structured data, GNNs are susceptible to biases resulting from data imbalances, just like traditional machine learning models, which might produce discriminatory outcomes. (Chouldechova and Roth, 2018). This has prompted growing interest in fairness within GNNs, often categorized into group fairness (G. Zhang *et al.*, 2023), counterfactual fairness (Agarwal *et al.*, 2021), and individual fairness (Dong *et al.*, 2021). In this work, we concentrate on group fairness, aiming to ensure that predictions are unbiased across demographic groups defined by sensitive attributes.

The two main methods to improve group fairness in GNNs are pre-processing methods and in-training methods. Pre-processing methods aim to mitigate data bias before training. For example, EDITS (Dong *et al.*, 2022) reduces distributional discrepancies between demographic groups by modifying graph structure and node attributes. FairDrop (Spinelli *et al.*, 2021) applies a fair edge dropout strategy to address structural bias in graphs. SRGNN (G. Zhang *et al.*, 2024b) balances graph structure bias by reducing neighbors of high-degree nodes and increasing connections for low-degree nodes. In-training methods modify the GNN objective function to promote fairness during representation learning. For example, FairVGNN (Y. Wang *et al.*, 2022) generates fair representations through adversarial debiasing. FairSIN (Yang *et al.*, 2024) incorporates fairness-promoting features before message passing to enrich final node representations. FairINV (Zhu *et al.*, 2024a) reduces spurious correlations between sensitive attributes and labels to produce fairer GNN predictions.

Unlike these reviewed methods, our FairDTD enhances fairness in GNNs by reducing bias at its source through partial data training and by incorporating knowledge distillation to address the trade-off between model utility and fairness—an area that remains under-explored in prior work.

3 Preliminaries

In this section, we define the pertinent notations and provide an overview of knowledge distillation. Subsequently, we perform a causal analysis of our research problem using a causal graph (Pearl, 2009; Cheng *et al.*, 2024) and formally define the problem addressed in our work, which serves as the foundation for our FairDTD framework.

3.1 Notations and problem formulation

We consider an undirected graph $\mathcal{G} = (\mathcal{V}, \mathcal{E}, \mathbf{X})$, where \mathcal{V} represents the set of nodes and \mathcal{E} represents the set of edges. $|\mathcal{V}| = N$ represents the number of nodes. $\mathbf{X} \in \mathbb{R}^{N \times F}$ represents the node feature matrix, where F is the dimension of the node feature. $\mathbf{A} \in \{0, 1\}^{N \times N}$ represents the adjacency matrix, where $\mathbf{A}_{ij} = 1$ if and only if $(v_i, v_j) \in \mathcal{E}$. Additionally, $S \in \{0, 1\}^N$ contains the binary-sensitive attribute of each node.

The majority of existing GNNs operate based on the message-passing method, which aggregates messages from neighboring nodes to update node representations iteratively. Formally, the l -th layer of a GNN is defined as:

$$m_v^{(l)} = \text{AGG}^{(l)} \left(\left\{ h_u^{(l-1)} : u \in \mathcal{N}(v) \right\} \right), \quad (1)$$

$$h_v^{(l)} = \text{UPD}^{(l)} \left(h_v^{(l-1)}, m_v^{(l)} \right), \quad (2)$$

where l is the layer index, $\text{AGG}^{(l)}(\cdot)$ denotes the aggregation function, and $\text{UPD}^{(l)}(\cdot)$ denotes the update function at the l -th layer. Here, $\mathcal{N}(v)$ denotes the collection of nodes adjacent to node v . The node representation at the final layer is $z_v = h_v^{(L)}$, where L is the network’s total number of layers.

In this paper, we aim to address the challenges associated with training on partial data. To this end, we formally define the problem as follows:

Problem formulation. *Given a graph $\mathcal{G} = (\mathcal{V}, \mathcal{E}, \mathbf{X})$ and a GNN-based teacher-student framework, which consists of a trained structure teacher f_{str} , a trained feature teacher f_{fea} , and a student model f_{stu} to be trained, our objective is to maintain the overall utility of the model while developing a fairer student model under the guidance of the two fairness teachers.*

3.2 Knowledge distillation

Knowledge distillation seeks to transfer knowledge from a cumbersome, complicated teacher model to a more lightweight student model, enabling the student to achieve performance comparable to the teacher. In this work, we emphasize the transfer of fair and rich knowledge during the distillation process, rather than solely focusing on model compression.

To facilitate knowledge transfer, the knowledge distillation approach was designed by Hinton et al. (Hinton *et al.*, 2015) to align the softened outputs generated by both the teacher and student models. Two supervisory signals are utilized in the training of the student model: (1) Hard Labels: The true labels from the training dataset. (2) Soft Labels: The label predictions of the teacher model. Formally, let \mathbf{Z}_{tea} represent the output logits from the teacher model, and \mathbf{Z}_{stu} denote the output logits from the student model, the loss to be minimized is defined as:

$$\mathcal{L} = \sum_{v \in \mathcal{V}} \mathcal{L}_{CE} \left(y_v, (\text{softmax}(z_v^{stu})) \right) + \alpha \mathcal{L}_{KD}, \quad (3)$$

where \mathcal{L}_{CE} denotes the cross-entropy loss and the hyperparameter α regulates the relative contribution of the two loss functions. The knowledge distillation loss, \mathcal{L}_{KD} , is given by:

$$\mathcal{L}_{KD} = \mathcal{H}_{KL} \left(\text{softmax} \left(\frac{\mathbf{Z}_{stu}}{\tau} \right) \parallel \text{softmax} \left(\frac{\mathbf{Z}_{tea}}{\tau} \right) \right), \quad (4)$$

where \mathcal{H}_{KL} is the KL-divergence, and τ is a temperature hyperparameter that regulates the smoothness of the two logit distributions by appropriately scaling them. A higher temperature makes the distribution flatter, generating softer predictions; a lower temperature enlarges the difference between the two distributions, generating harder predictions.

3.3 Analysis of partial data training

In this subsection, we present the motivation behind partial data training from both theoretical and experimental perspectives. Recent studies have demonstrated that incorporating causal learning techniques into GNNs can more effectively address trustworthiness concerns by capturing the underlying causal relationships within the data (Fan *et al.*, 2022; Sui *et al.*, 2022). To this end, we employ a causal graph (Pearl, 2009; Ling *et al.*, 2024) to represent the causal relationships and analyze the sources of bias, illustrating how the sensitive attribute influences predictions through both node features and graph structure. Guided by this analysis, we further investigate the task of partial data training experimentally. While fairness can be improved, it often comes at the expense of reduced model utility.

In this work, we use a causal graph (Pearl, 2009; Peters *et al.*, 2017; Cheng *et al.*, 2024) to denote the causal relationships between observed and unobserved variables for the node classification task, as illustrated in Fig. 1. Practically, the causal graph illustrates the relationships of causality among seven distinct variables: observable sensitive attribute S , unobservable environmental feature \mathbf{E} , unobservable content feature \mathbf{C} , observable graph structure \mathbf{A} , observable node feature \mathbf{X} , node embedding \mathbf{Z} , and true label Y .

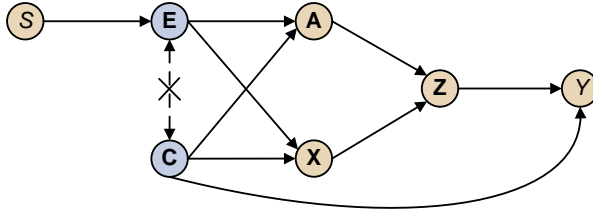


Figure 1: The causal graph illustrates the predictions made by GNNs. Observed variables are depicted in brown, while unobserved variables are shown in blue. Solid edges represent direct causal relationships, whereas dashed double arrows with a cross denote independence.

Specifically, $S \rightarrow E$ indicates that the latent environmental feature E is decided by the sensitive attribute S . For instance, if S represents gender, different genders may have distinct physical traits represented by E . The relationship $C \leftrightarrow E$ with a cross indicates that any spurious correlation between C and E should be disentangled. Ideally, C should represent content features that are independent of E , ensuring that C captures only information unrelated to the environmental features represented by E . The relationships $C \rightarrow X \leftarrow E$ and $C \rightarrow A \leftarrow E$ demonstrate that the environmental feature E and content feature C jointly shape the observable contextual subgraph’s node feature X and graph structure A . Furthermore, $X \rightarrow Z \leftarrow A$ and $Z \rightarrow Y$ denote that GNNs generate embeddings Z and predictions Y grounded in the observable contextual subgraph.

Source of bias. In the causal graph, two variables are deemed correlated if there exists at least one unblocked path connecting them (Pearl, 2009; Zhixun Li *et al.*, 2024). This understanding helps in identifying the sources of bias. The causal graph presented in Fig. 1 reveals the following identifiable paths: $S \rightarrow E \rightarrow X \rightarrow Z \rightarrow Y$ and $S \rightarrow E \rightarrow A \rightarrow Z \rightarrow Y$. These paths indicate that bias introduced by the sensitive attribute S affects the final prediction Y through both the node feature X and the graph structure A . To achieve fair representations, it is necessary to block the unblocked paths between S and Y . This requires debiasing both X and A , addressing the root causes of the bias.

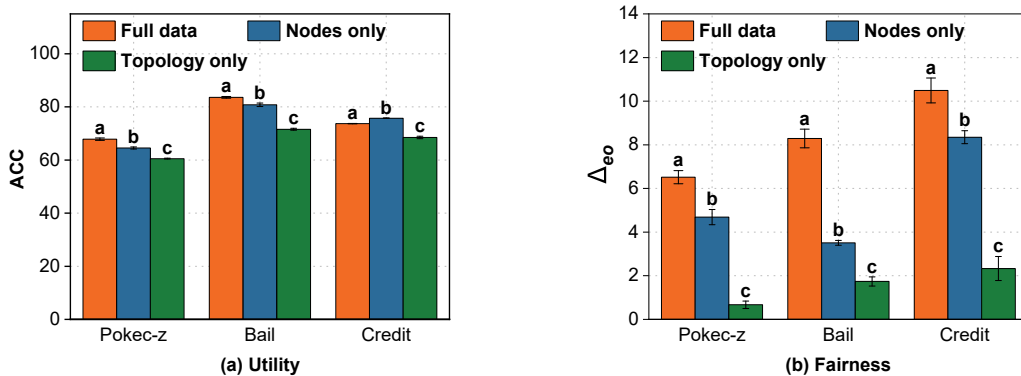


Figure 2: The performance of model utility and fairness of the three training strategies, full data, only nodes, and only topology, on the Pokec-z, Bail, and Credit datasets.

Partial data training. Inspired by the above analysis, we hypothesize that the bias in learning can be alleviated by reducing the source of bias through partial data training. To verify this conjecture, we analyzed the fairness performance of GNNs under different training strategies, as shown in Fig. 2. Using node classification as the downstream task, the specific training strategies are as follows: (1) A two-layer GCN trained on complete data; (2) A two-layer MLP trained on only node features; (3) A two-layer GCN trained solely on the graph structure (with an all-one attribute matrix). The latter two strategies are collectively designated as partial data training.

The results in Fig. 2 show that compared with complete data training, partial data training achieves improved fairness performance but at the expense of reduced model utility. A possible explanation for these results is that training on partial data reduces the source of bias, thereby improving fairness. However, compared to complete data training, the model lacks some key classification information, leading to diminished utility.

In summary, we identify the challenges confronted by partial data training: how does the model achieve the trade-off between fairness and model utility when training with partial data?

4 Methodology

To tackle the challenges related to training on partial data, we present a framework called FairDTD for learning fair GNNs through dual-teacher distillation of features and structure. We present a thorough description of FairDTD, with the framework presented in Fig. 3. In dual-teacher distillation, we employ two fairness teachers of feature and structure to guide student learning. In graph-level distillation, we introduce intermediate layer representation alignment as additional supervision to guide the training of students. In learning node-specific temperatures, we adaptively soften the teacher’s predictions based on the confidence levels of their outputs, facilitating effective knowledge transfer.

In the following sections, we present a thorough explanation of each component that constitutes the FairDTD framework. Finally, we present the training algorithm to enhance understanding of the FairDTD process.

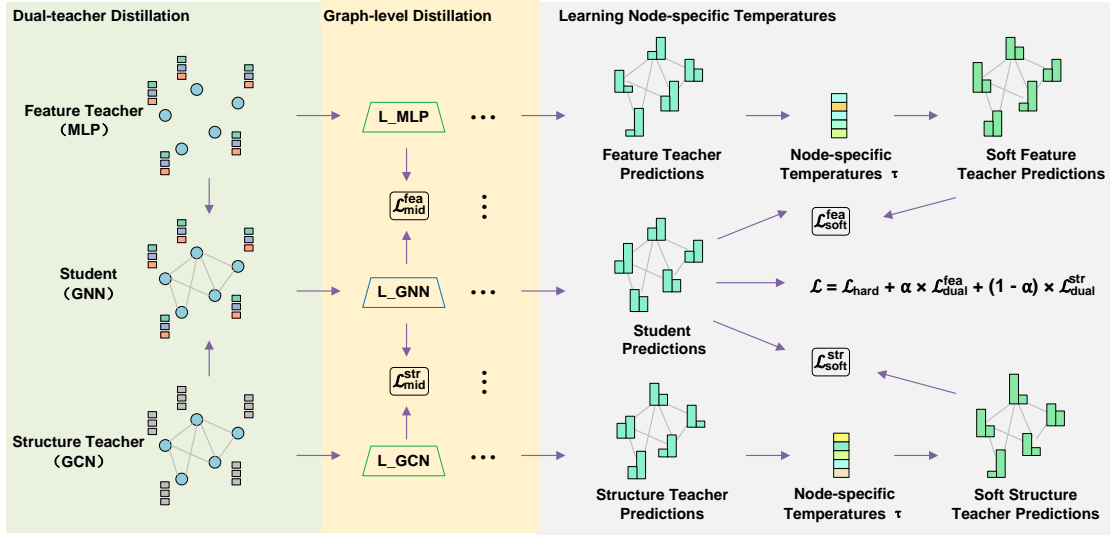


Figure 3: The proposed FairDTD framework consists of three components: (a) dual-teacher distillation, (b) graph-level distillation, and (c) learning node-specific temperatures. The GNN student learns fair and informative knowledge under the guidance of the feature teacher and the structure teacher.

4.1 Dual-teacher distillation based on feature and structure

In this subsection, we describe the key components of dual-teacher distillation along with its associated optimization objective. Our approach is motivated by empirical analyses of partial data training. The primary challenge to address is avoiding the loss of utility caused by the lack of information inherent in partial data training.

To tackle this issue, we employ two fairness-oriented teacher models, f_{fea} and f_{str} , to provide targeted guidance to the student model. The fairness expert f_{fea} takes only the node feature \mathbf{X} as the input and obtains the output logits \mathbf{Z}_{fea} using a two-layer MLP, defined as follows:

$$\mathbf{Z}_{fea} = f_{fea}(\mathbf{X}), \quad (5)$$

where f_{fea} is a two-layer MLP with the Relu activation function, and its training objective is as follows:

$$\min_{\theta_{fea}} \mathcal{L}_{fea} = -\mathbb{E}_{v_i \sim \mathcal{V}} \left(y_i \log \left(\sigma(z_i^{fea}) \right) + (1 - y_i) \log \left(1 - \sigma(z_i^{fea}) \right) \right). \quad (6)$$

The fair expert f_{str} takes only the graph structure \mathbf{A} (all-one node attribute matrix) as the input and then obtains the output logits \mathbf{Z}_{str} through a two-layer GCN, defined as follows:

$$\mathbf{Z}_{str} = f_{str}(\mathbf{A}), \quad (7)$$

where f_{str} is a two-layer GCN, and its training objective is defined as follows:

$$\min_{\theta_{str}} \mathcal{L}_{str} = -\mathbb{E}_{v_i \sim \mathcal{V}} \left(y_i \log(\sigma(z_i^{str})) + (1 - y_i) \log(1 - \sigma(z_i^{str})) \right). \quad (8)$$

This framework ensures that the feature-based teacher model f_{fea} focuses on fairness-driven learning from node-level information, effectively complementing the structural guidance provided by f_{str} .

As discussed in Section 3.3, f_{fea} and f_{str} help mitigate the source of bias, ensuring that \mathbf{Z}_{fea} and \mathbf{Z}_{str} contain fairer node prediction information. However, since f_{fea} and f_{str} are trained on partial data, the accuracy of these predictions may be compromised.

To address this, we employ a dual-teacher model, aiming to provide comprehensive supervisory information. We design a dual distillation loss to maximize the guidance provided to the student model, balancing fairness and utility. The student model is motivated to imitate the predictions of the fairness-oriented teacher models, thereby facilitating the transfer of knowledge. The student model f_{stu} takes complete data as the input and obtains the output logits \mathbf{Z}_{stu} , defined as follows:

$$\mathbf{Z}_{stu} = f_{stu}(\mathbf{X}, \mathbf{A}), \quad (9)$$

where f_{stu} is a two-layer GNN, and its training objective is defined as follows:

$$\min_{\theta_{stu}} \mathcal{L}_{hard} = -\mathbb{E}_{v_i \sim \mathcal{V}} \left(y_i \log(\sigma(z_i^{stu})) + (1 - y_i) \log(1 - \sigma(z_i^{stu})) \right). \quad (10)$$

Finally, leveraging \mathbf{Z}_{fea} , \mathbf{Z}_{str} and \mathbf{Z}_{stu} , the dual-teacher distillation loss is defined as follows:

$$\mathcal{L}_{soft}^{fea} = \mathcal{H}_{KL} \left(\text{softmax}\left(\frac{\mathbf{Z}_{stu}}{\tau}\right) \parallel \text{softmax}\left(\frac{\mathbf{Z}_{fea}}{\tau}\right) \right), \quad (11)$$

$$\mathcal{L}_{soft}^{str} = \mathcal{H}_{KL} \left(\text{softmax}\left(\frac{\mathbf{Z}_{stu}}{\tau}\right) \parallel \text{softmax}\left(\frac{\mathbf{Z}_{str}}{\tau}\right) \right), \quad (12)$$

where τ denotes a temperature parameter that regulates the smoothness of the output distributions.

4.2 Graph-level distillation

In this subsection, we introduce graph-level distillation to further enhance the teacher-student model. While the dual-teacher distillation generates soft labels through the output of the last layer to provide additional supervisory signals for the student, it does not account for intermediate supervision within the teacher model. This limitation may hinder the model’s ability to learn fair representations effectively, as deep neural networks excel at capturing feature representations at various levels in multi-layer architectures (Bengio *et al.*, 2013).

To address this, we adopt intermediate representation distillation as an additional supervisory signal to guide the student model’s training. This method also indirectly supplements the missing information caused by partial data training. In FairDTD, we use the intermediate graph-level representations \mathbf{R}_{fea} and \mathbf{R}_{str} from the dual-teacher model as supervisory signals. These representations encapsulate more latent information, enabling the student model to learn effectively. We redefine Eqs. (5), (7), and (9) to include intermediate representations as follows:

$$\mathbf{Z}_{fea}, \mathbf{R}_{fea} = f_{fea}(\mathbf{X}), \quad \mathbf{Z}_{str}, \mathbf{R}_{str} = f_{str}(\mathbf{A}), \quad \mathbf{Z}_{stu}, \mathbf{R}_{stu} = f_{stu}(\mathbf{X}, \mathbf{A}). \quad (13)$$

In particular, our goal is to maximize the consistency of the intermediate representations of the teacher and student models. The graph-level distillation loss is formulated as follows:

$$\mathcal{L}_{mid}^{fea} = \left\| \frac{\mathbf{R}_{stu}}{\|\mathbf{R}_{stu}\|_2} - \frac{\mathbf{R}_{fea}}{\|\mathbf{R}_{fea}\|_2} \right\|_2^2, \quad (14)$$

$$\mathcal{L}_{mid}^{str} = \left\| \frac{\mathbf{R}_{stu}}{\|\mathbf{R}_{stu}\|_2} - \frac{\mathbf{R}_{str}}{\|\mathbf{R}_{str}\|_2} \right\|_2^2, \quad (15)$$

where $\|\cdot\|_2$ denotes the L_2 norm, which measures the difference between the normalized intermediate representations.

4.3 Learning node-specific temperatures

In this subsection, we introduce the concept of learning node-specific temperatures to enhance knowledge transfer from teacher to student models. While dual-teacher distillation and graph-level distillation ensure that teacher models encode fair and information-rich representations, a critical remaining challenge is ensuring effective transfer of this knowledge to the student model, thereby improving performance.

Learning node-specific temperatures addresses the limitations inherent in the temperature mechanism used in traditional distillation methods. In conventional knowledge distillation, a pre-defined temperature parameter is used to generate soft targets. The teacher model’s informative dark knowledge is embedded in the soft targets, which infer the probability that a node belongs to a given class. The softmax function with a fixed temperature is defined as follows:

$$p(\mathbf{Z}, \tau) = \frac{\exp(\mathbf{Z}/\tau)}{\sum \exp(\mathbf{Z}/\tau)}, \quad (16)$$

where the temperature parameter τ is used to control the softness of each prediction. The distribution of predictions becomes smoother as the temperature rises, and sharper as the temperature falls. Thus, the temperature is responsible for regulating the balance between the true label knowledge and the dark knowledge.

However, using a fixed temperature treats the softening of all teacher logits equally, ignoring variations in node representations. This uniform approach fails to provide precise guidance for individual nodes, which can hinder knowledge transfer. Moreover, existing research has shown that temperature scaling can improve model performance (Z. Zhang and Sabuncu, 2020).

To confront these issues, we propose an entropy-based approach to learn node-specific temperatures. This approach assigns a unique temperature $\tilde{\tau}_i$ to each node, controlling the degree of softening individually. The softmax function with node-specific temperatures is defined as:

$$p(z_i, \tilde{\tau}_i) = \frac{\exp(z_i/\tilde{\tau}_i)}{\sum \exp(z_i/\tilde{\tau}_i)}, \quad (17)$$

where the temperature parameter $\tilde{\tau}_i$ is the specific temperature of the i -th node. Obviously, $\tilde{\tau}_i$ determines the softening direction of each node. The temperature of the node is related to the teacher’s confidence for each respective node (Zhichun Guo *et al.*, 2023).

Therefore, we can judge the teacher’s confidence for each node through the entropy of the teacher’s logits. The lower the entropy value, the higher the teacher’s confidence for this node. Specifically, we calculate the node-specific temperature through the probability distribution of the teacher and the confidence of the teacher, defined as follows:

$$\text{Entropy}(\tilde{z}_i) = - \sum_{c=1}^C z_i^c \log(z_i^c), \quad (18)$$

$$\tilde{\tau}_i = \text{softmax}(\text{MLP}(\text{Concat}(\tilde{z}_i, \text{Entropy}(\tilde{z}_i))))), \quad (19)$$

where z_i^c is the probability that the node i belongs to class c and Concat represents the concatenation function. We use $\tilde{\tau}_i = \tilde{\tau}_i \times (\tau_{max} - \tau_{min}) + \tau_{min}$ to constrain the temperature within a predetermined range $[\tau_{min}, \tau_{max}]$.

In summary, our method assigns lower temperatures to predictions with higher entropy (lower confidence) and higher temperatures to predictions with lower entropy (higher confidence). This adjustment ensures sharper predictions are softened more, while overly smooth predictions are sharpened, facilitating more effective knowledge transfer from teacher models to the student model.

4.4 Fair GNN student training

In this subsection, we introduce the final training objective for the fair GNN student. FairDTD trains a fair student model f_{stu} using the trained f_{fea} and f_{str} as dual teacher models. The primary objective is for the student model to imitate the outputs of the fair dual-teacher models. To achieve this, we combine the dual distillation loss and the graph-level loss into the final distillation loss between the student and teacher models, defined as:

$$\mathcal{L}_{dual}^{fea} = \mathcal{L}_{soft}^{fea} + \mathcal{L}_{mid}^{fea}, \quad (20)$$

$$\mathcal{L}_{dual}^{str} = \mathcal{L}_{soft}^{str} + \mathcal{L}_{mid}^{str}. \quad (21)$$

Algorithm 1: Training Algorithm of FairDTD

Input : $\mathcal{G} = (\mathcal{V}, \mathcal{E}, \mathbf{X})$, a two-layer MLP feature teacher f_{fea} , a two-layer GCN structure teacher f_{str} , a two-layer GNN student f_{stu} , α , τ_{max} , τ_{min} .

Output: The GNN student model trained with parameter θ_{stu} .

```
1 // Feature teacher training
2 while not converge do
3   for  $1 \rightarrow epoch$  to  $epoch_{fea}$  do
4      $\mathbf{Z}_{fea}, \mathbf{R}_{fea} \leftarrow f_{fea}(\mathbf{X})$ ;
5     Calculate  $\mathcal{L}_{fea}$  according to Eq. (6);
6     Back-propagation to update parameters  $\theta_{fea}$ ;
7   endwhile
8 // Structure teacher training
9 while not converge do
10  for  $1 \rightarrow epoch$  to  $epoch_{str}$  do
11     $\mathbf{Z}_{str}, \mathbf{R}_{str} \leftarrow f_{str}(\mathbf{A})$ ;
12    Calculate  $\mathcal{L}_{str}$  according to Eq. (8);
13    Back-propagation to update parameters  $\theta_{str}$ ;
14  endwhile
15 // Fair GNN student training
16 while not converge do
17  for  $1 \rightarrow epoch$  to  $epoch_{stu}$  do
18     $\mathbf{Z}_{stu}, \mathbf{R}_{stu} \leftarrow f_{stu}(\mathbf{X}, \mathbf{A})$ ;
19    Calculate  $\tilde{\tau}_i^{fea}$  and  $\tilde{\tau}_i^{str}$  based on  $\mathbf{Z}_{fea}$  and  $\mathbf{Z}_{str}$  according to Eq. (18) and Eq. (19);
20    Calculate  $\mathcal{L}_{soft}^{fea}$  and  $\mathcal{L}_{soft}^{str}$  based on  $\tilde{\tau}_i^{fea}$  and  $\tilde{\tau}_i^{str}$  according to Eq. (11) and Eq. (12);
21    Calculate  $\mathcal{L}_{mid}^{fea}$  and  $\mathcal{L}_{mid}^{str}$  based on  $\mathbf{R}_{fea}$ ,  $\mathbf{R}_{str}$  and  $\mathbf{R}_{stu}$  according to Eq. (14) and Eq. (15);
22    Calculate  $\mathcal{L}_{dual}^{fea}$  based on  $\mathcal{L}_{soft}^{fea}$  and  $\mathcal{L}_{mid}^{fea}$  according to Eq. (20);
23    Calculate  $\mathcal{L}_{dual}^{str}$  based on  $\mathcal{L}_{soft}^{str}$  and  $\mathcal{L}_{mid}^{str}$  according to Eq. (21);
24    Calculate  $\mathcal{L}_{hard}$  according to Eq. (10);
25    Calculate  $\mathcal{L}_{final}^{stu}$  according to Eq. (22);
26    Back-propagation to update parameters  $\theta_{stu}$ ;
27  endwhile
28 return  $\theta_{stu}$ ;
```

By incorporating the student model’s own training loss, the final complete training loss is expressed as:

$$\mathcal{L}_{final}^{stu} = \mathcal{L}_{hard} + \alpha \mathcal{L}_{dual}^{fea} + (1 - \alpha) \mathcal{L}_{dual}^{str}, \quad (22)$$

where α is the hyperparameter that balances the feature teacher and the structural teacher.

To facilitate a clearer understanding of FairDTD, we provide its complete training process in Algorithm 1.

5 Experiments

In this section, we present comprehensive experiments to assess the efficacy of the suggested approach. Specifically, we perform experiments on multiple fairness datasets to investigate and address the following questions:

RQ1: Compared with the baseline methods, can FairDTD maintain the utility performance while improving fairness? **RQ2:** What is the impact of each component within the FairDTD framework on the overall model performance? **RQ3:** Does FairDTD generate node representations that effectively distinguish between different groups compared to vanilla? **RQ4:** How does the time cost of FairDTD compare to the baseline methods? **RQ5:** How do the relevant hyperparameters affect FairDTD?

5.1 Experimental settings

5.1.1 Datasets

We use three commonly used real-world datasets for our experiments: Pokec-z, Pokec-n, and Credit. The statistical details of each dataset are summarized in Table I. A brief overview of the datasets is as follows:

- **Pokec-z/n** (Dai and S. Wang, 2021; Takac and Zabovsky, 2012) is sourced from Pokec, a widely used social networking platform in Slovakia. These datasets reflect social network data collected from two distinct provinces. Where nodes represent individual users, while edges denote the follower relationships between them. The “region” is treated as the sensitive attribute, and the users’ working fields are binarized to serve as the label for prediction.
- **Credit** (Yeh and Lien, 2009) is a dataset containing information related to credit card users. Where nodes stand in for credit card users, and edges are based on how similar customers’ payment habits are. The aim is to estimate if a user would be able to make timely repayments of their credit card debt in the upcoming month, with “age” being regarded as the sensitive attribute.

Table I: **An overview of the statistics for the three real-world datasets.**

Dataset	Pokec-z	Pokec-n	Credit
#Nodes	7,659	6,185	30,000
#Edges	29,476	21,844	2,843,716
#Features	59	59	13
Sens.	Region	Region	Age
Label	Working field	Working field	Future default

5.1.2 Baselines

We conduct a comparative analysis of FairDTD against four state-of-the-art fairness methodologies: NIFTY, FairVGNN, CAF, and FairGKD. A brief overview of these methodologies is as follows:

- **NIFTY** (Agarwal *et al.*, 2021) enforces counterfactual fairness constraints by maximizing the similarity between the counterfactual graph generated by flipping the sensitive attribute and the original graph.
- **FairVGNN** (Y. Wang *et al.*, 2022) mitigates the leakage of sensitive attributes by masking the sensitive-related channels and clamping the encoder weights.
- **CAF** (Zhimeng Guo *et al.*, 2023) aims to identify counterfactuals from the training data and uses them as supervisory signals for learning fair node representations through disentangled representation learning.
- **FairGKD** (Zhu *et al.*, 2024b) guides the student model to learn fair representations by synthesizing a fair teacher model.

5.1.3 Evaluation metrics

We use the accuracy of the model to assess its utility. For fairness performance, we adopt two widely recognized fairness measures: Statistical Parity (SP) (Dwork *et al.*, 2012) and Equal Opportunity (EO) (Hardt *et al.*, 2016). To achieve statistical parity, we use Δ_{sp} as the evaluation metric. Specifically, it is defined as $\Delta_{sp} = |P(\hat{y} = 1 | s = 0) - P(\hat{y} = 1 | s = 1)|$, which assesses the ratio of instances from different groups of sensitive attributes that are categorized as positive or negative. Similarly, for equal opportunity, we use Δ_{eo} as the evaluation metric. It is defined as $\Delta_{eo} = |P(\hat{y} = 1 | y = 1, s = 0) - P(\hat{y} = 1 | y = 1, s = 1)|$, which evaluates if the model generates consistent predictions for people with similarly non-sensitive attributes. Smaller values of Δ_{sp} and Δ_{eo} indicate a fairer model.

5.1.4 Implementation details

To assess the generalizability of FairDTD across various architectures, we employ GCN and GIN as the encoder backbones. For consistency across all datasets, the hidden dimension for each GNN

backbone is uniformly set to 64. For baseline methods, we use results obtained from their respective open-source code repositories, adhering to the hyperparameter settings provided by the authors. The experiments are repeated five times, and the average outcomes are documented.

In FairDTD, we utilize a two-layer MLP for the feature teacher, while both the structure teacher and the student model are constructed using a two-layer GCN or GIN. For the GCN and GIN backbones, we use the Adam optimizer during training, with learning rates (lr) of $\{0.01, 0.0001\}$. The number of training epochs is set to 700. In addition, we adjust the balance parameter α mentioned in the method in $\{0.1, 0.2, \dots, 0.9\}$. A single NVIDIA A800 GPU with 80GB memory is used for all experiments. The PyTorch framework is used to implement the models.

Table II: **A comparative analysis of our proposed method, FairDTD, against baseline approaches is presented, focusing on accuracy and fairness metrics. The best performance for each backbone GNN is highlighted in bold.**

Encoder	Method	Pokec-z			Pokec-n			Credit		
		ACC \uparrow	Δ_{sp} \downarrow	Δ_{eo} \downarrow	ACC \uparrow	Δ_{sp} \downarrow	Δ_{eo} \downarrow	ACC \uparrow	Δ_{sp} \downarrow	Δ_{eo} \downarrow
GCN	GCN	67.83 \pm 0.47	7.31 \pm 0.59	6.52 \pm 0.30	67.24 \pm 0.33	6.39 \pm 0.39	7.27 \pm 0.67	73.37 \pm 0.02	12.65 \pm 0.18	10.49 \pm 0.57
	NIFTY	67.25 \pm 0.28	4.38 \pm 1.02	3.89 \pm 0.72	66.58 \pm 0.37	5.61 \pm 0.24	4.15 \pm 0.86	73.41 \pm 0.04	11.63 \pm 0.07	9.02 \pm 0.42
	FairVGNN	68.39 \pm 3.01	3.63 \pm 1.75	4.74 \pm 1.94	68.11 \pm 0.35	4.13 \pm 1.65	6.14 \pm 3.04	78.51 \pm 0.39	4.39 \pm 3.75	2.70 \pm 2.72
	CAF	67.90 \pm 0.82	2.70 \pm 0.14	3.67 \pm 0.12	67.25 \pm 1.05	2.12 \pm 1.50	2.10 \pm 1.70	73.90 \pm 1.52	5.83 \pm 1.78	5.60 \pm 1.42
	FairGKD	69.18 \pm 0.54	4.05 \pm 1.09	3.06 \pm 1.03	67.79 \pm 0.35	0.74 \pm 0.48	2.07 \pm 1.03	79.63 \pm 0.39	3.42 \pm 1.61	2.78 \pm 1.12
	FairDTD	69.71\pm0.15	1.93\pm1.03	1.76\pm0.82	69.49\pm0.53	0.49\pm0.38	1.98\pm0.55	80.83\pm0.30	2.41\pm0.26	1.90\pm0.14
GIN	GIN	66.82 \pm 0.53	5.14 \pm 0.52	4.56 \pm 0.50	66.54 \pm 0.93	5.92 \pm 1.48	4.56 \pm 1.68	73.65 \pm 0.67	13.24 \pm 3.08	10.45 \pm 3.70
	NIFTY	65.57 \pm 1.34	2.70 \pm 1.28	3.23 \pm 1.92	66.37 \pm 1.51	3.84 \pm 1.05	3.24 \pm 1.60	74.43 \pm 0.42	6.01 \pm 4.19	5.41 \pm 3.03
	FairVGNN	68.24\pm0.95	2.23 \pm 1.44	3.88 \pm 1.19	67.43 \pm 1.31	4.04 \pm 2.56	6.92 \pm 3.87	77.50 \pm 0.89	2.62 \pm 0.97	1.71 \pm 0.78
	CAF	67.71 \pm 0.75	2.64 \pm 0.78	2.30 \pm 0.31	67.57 \pm 1.87	4.10 \pm 0.64	2.87 \pm 1.32	74.57 \pm 1.06	4.26 \pm 1.29	6.32 \pm 1.81
	FairGKD	67.58 \pm 2.05	1.83 \pm 0.93	2.23 \pm 1.02	68.36\pm0.53	1.37 \pm 0.84	2.99 \pm 1.53	79.18 \pm 0.65	3.08 \pm 3.53	2.57 \pm 3.10
	FairDTD	67.73 \pm 0.77	1.01\pm0.70	0.94\pm0.85	67.74 \pm 0.71	1.16\pm0.98	1.27\pm0.54	80.29\pm0.27	1.06\pm0.52	1.18\pm0.53

5.2 Performance comparison

To answer **RQ1**, we use GCN or GIN as the backbone models and compare FairDTD against four baseline approaches for the node classification task. Table II displays the utility and fairness of the baseline approach as well as FairDTD. From this table, we make the following key observations:

1. Compared with the baseline methods, FairDTD achieves the best fairness on the three datasets, which proves the effectiveness of FairDTD in learning fair GNN methods by reducing the sources of bias.
2. FairDTD maintains a comparable or even better classification performance, which proves that FairDTD can solve the problem of the decline in model utility due to the training with partial data and also indicates that FairDTD effectively achieves an improved balance between fairness and model utility.
3. In most cases, FairDTD achieves optimal performance on both GCN and GIN backbones, demonstrating its strong generalization capability across different GNN architectures, which allows for flexible application in various scenarios. Additionally, we can observe that the performance of GIN in classification has declined compared to GCN. This might be due to the following reasons: Compared to GCN, which aggregates feature information through simple convolution operations, GIN introduces a more complex domain aggregation mechanism and MLP for representation learning for the graph isomorphism problem. This may cause excessive aggregation and instead blur the discrimination ability of nodes.
4. FairDTD achieves the best performance on the Credit dataset for both GCN and GIN. We speculate that this discrepancy may be attributed to the increased complexity of the training data in the Credit dataset, relative to the Pokec-z and Pokec-n datasets. As a more complicated model, GIN can fully utilize its stronger representational ability when processing complex data and thus performs well in this scenario.

5.3 Ablation study

To answer **RQ2**, we perform ablation experiments to systematically assess the impact of each component in FairDTD on its overall performance. Specifically, we study the influence of four components, namely the feature teacher, the structure teacher, the graph-level distillation, and the learning of node-specific temperatures, on learning fair GNNs. We adopt **w/o FT** to represent

Table III: Analysis of model fairness and node classification bias among distinct FairDTD variants. The optimal results for each GNN backbone are highlighted in bold.

Encoder	Model Variants	Pocec-z			Pocec-n			Credit		
		ACC \uparrow	Δ_{sp} \downarrow	Δ_{eo} \downarrow	ACC \uparrow	Δ_{sp} \downarrow	Δ_{eo} \downarrow	ACC \uparrow	Δ_{sp} \downarrow	Δ_{eo} \downarrow
GCN	FairDTD	69.71\pm0.15	1.93\pm1.03	1.76\pm0.82	69.49\pm0.53	0.49\pm0.38	1.98\pm0.55	80.83\pm0.30	2.41\pm0.26	1.90\pm0.14
	w/o FT	66.88 \pm 0.94	2.69 \pm 0.70	2.41 \pm 0.23	67.68 \pm 0.42	2.15 \pm 0.45	3.18 \pm 0.52	77.08 \pm 0.29	3.86 \pm 0.48	2.60 \pm 0.23
	w/o ST	69.35 \pm 0.97	3.43 \pm 1.67	3.36 \pm 1.56	68.88 \pm 1.58	3.71 \pm 0.29	4.41 \pm 0.51	78.76 \pm 0.30	4.84 \pm 0.15	3.46 \pm 0.35
	w/o GD	68.83 \pm 1.20	5.82 \pm 0.25	5.33 \pm 1.58	68.71 \pm 0.68	2.94 \pm 0.22	3.24 \pm 2.74	78.60 \pm 1.14	5.60 \pm 1.50	3.06 \pm 0.62
	w/o NST	68.74 \pm 0.60	2.64 \pm 1.11	3.16 \pm 2.30	68.52 \pm 0.56	2.01 \pm 0.84	4.08 \pm 1.60	79.11 \pm 0.78	4.40 \pm 0.63	2.54 \pm 0.79
GIN	FairDTD	67.73 \pm 0.77	1.01\pm0.70	0.94 \pm 0.85	67.74\pm0.71	1.16\pm0.98	1.27\pm0.54	80.29\pm0.27	1.06\pm0.52	1.18 \pm 0.53
	w/o FT	65.60 \pm 1.36	3.22 \pm 1.63	0.44\pm0.26	63.24 \pm 1.01	1.92 \pm 2.38	1.89 \pm 0.40	76.47 \pm 0.81	1.78 \pm 1.54	0.81\pm0.38
	w/o ST	68.44\pm0.40	4.93 \pm 1.30	3.35 \pm 0.48	67.11 \pm 0.67	1.70 \pm 0.24	2.81 \pm 0.29	77.12 \pm 0.40	3.96 \pm 0.21	3.53 \pm 0.26
	w/o GD	65.76 \pm 0.78	2.07 \pm 1.68	3.04 \pm 0.46	65.80 \pm 0.20	2.68 \pm 1.81	3.40 \pm 1.16	77.80 \pm 0.67	3.72 \pm 0.11	2.59 \pm 0.17
	w/o NST	67.15 \pm 0.62	3.67 \pm 2.12	0.83 \pm 0.32	66.32 \pm 0.38	2.41 \pm 1.13	2.04 \pm 0.24	78.56 \pm 1.16	4.32 \pm 0.58	1.73 \pm 0.34

the exclusion of the feature teacher. We adopt **w/o ST** to represent the exclusion of the structure teacher. We adopt **w/o GD** to represent the exclusion of the graph-level distillation. We adopt **w/o NST** to represent the exclusion of the learning of node-specific temperatures and the adoption of a fixed temperature. Table III presents the results for the different model variants.

From Table III, the four variants exhibit inferior performance compared to FairDTD in balancing utility and fairness, proving each component’s effectiveness and necessity. Compared with the fixed temperature, learning node-specific temperatures can help FairDTD learn more effective knowledge from the dual-teacher model. Moreover, graph-level distillation can help the dual-teacher model learn richer information in the multi-layer neural network to guide the fair GNN student. Finally, compared with **w/o FT** and **w/o ST**, FairDTD achieves better performance, which proves that dual-teacher distillation can promote knowledge transfer from the teacher to the student more effectively. It is worth noting that when comparing **w/o FT** with **w/o ST**, we observe that although both teachers contain fairness information, the feature teacher takes into account the model utility, while the structure teacher pays more attention to the fairness performance. Therefore, we need to better balance the influence of the feature teacher and the structure teacher’s weights on the model to provide targeted guidance to the fair GNN student.

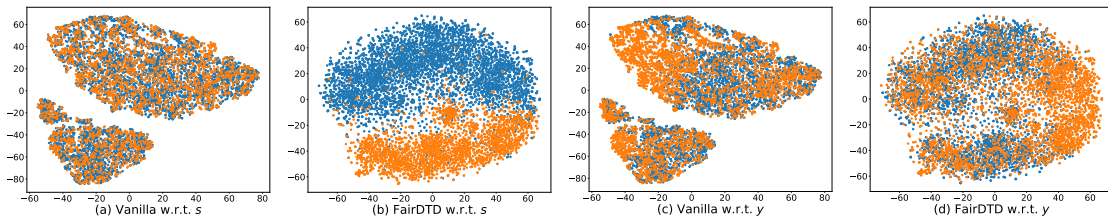


Figure 4: Visualizations of the node representations learned on the Pocec-z dataset.

5.4 Node representations visualization

To answer **RQ3**, we visualize the node representations learned by FairDTD and the vanilla GNN model (i.e., GCN) on the Pocec-z dataset, as shown in Fig. 4. To obtain better visibility, we select samples from the test set. Specifically, the learned representations are projected into a two-dimensional space for visualization using t-SNE. We plot the node representations for both models concerning sensitive attributes and true labels.

First, comparing Fig. 4(a) and Fig. 4(b), we observe that FairDTD, guided by dual-teacher distillation, exhibits stronger discriminatory ability, resulting in clearer classification boundaries for nodes with different sensitive attributes. However, comparing Fig. 4(b) and Fig. 4(d), it is evident that in FairDTD, the classification boundary for sensitive attributes is orthogonal to that of the true labels, indicating that the model’s predictions for true labels do not rely on sensitive attributes. This proves the excellent fairness of FairDTD on Pocec-z. Then, comparing Fig. 4(c) and Fig. 4(d), we can observe that the discrimination of nodes with different true labels on FairDTD is further improved, demonstrating that FairDTD improves the model’s utility.

Additionally, it is evident that nodes with distinct true labels exhibit significant overlap in both Fig. 4(c) and Fig. 4(d). This is attributed to the fact that all models currently exhibit suboptimal predictive performance on the Pocec-z dataset, failing to differentiate these confounding node representations effectively.

In summary, these results demonstrate FairDTD’s excellence in balancing fairness and model utility, achieving clear classification boundaries while ensuring predictions are not influenced by sensitive attributes.

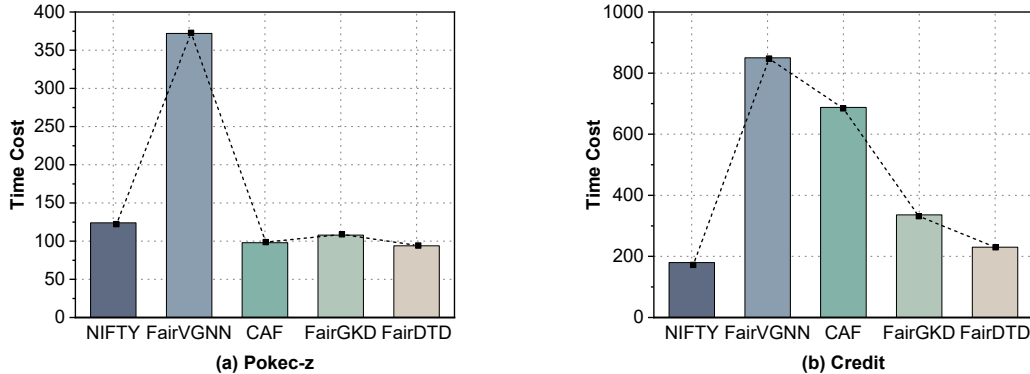


Figure 5: Comparison of training time between baseline methods and FairDTD on Pokec-z and Credit (in seconds)

5.5 Training Time Comparison

To answer **RQ4**, we analyze the training time overhead of FairDTD with that of the baseline methods on the Pokec-z and Credit datasets, as illustrated in Fig. 5. Overall, we can observe that FairDTD shows a lower computational cost among all methods, proving our method’s efficiency. FairVGNN shows the highest computational cost among all methods because it encompasses a considerable number of parameters and requires a reverse training process. In addition, CAF performs well on Pokec-z but poorly on Credit. This might be related to its counterfactual augmentation module, which aims to find counterfactuals from the training data, resulting in a higher computational cost on larger datasets.

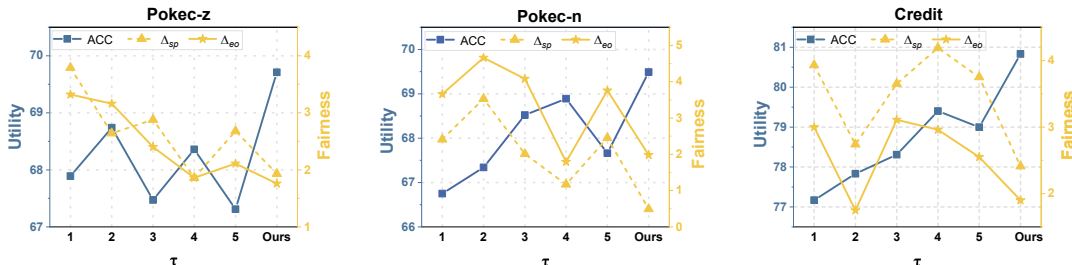


Figure 6: Results of FairDTD with node-specific temperature learning and fixed temperatures ranging from 1 to 5.

5.6 Hyper-parameter sensitivity analysis

To answer **RQ5**, we performed a sensitivity analysis of the hyperparameters in FairDTD.

Analysis of distillation temperature τ . First, we further verify the influence of the temperature hyperparameter τ on the model. From Table III, we have already confirmed the effectiveness of learning node-specific temperatures. Here, we further compare learning node-specific temperatures with fixed temperatures ranging from 1 to 5. Fig. 6 shows that learning node-specific temperatures can achieve the best balance between model utility and fairness, indicating that learning node-specific temperatures can effectively distinguish between confounding information and true information to facilitate knowledge transfer.

Analysis of balance parameter α . Next, we analyzed the sensitivity of the balance parameter α , which determines the relative weights of the feature and structure teachers. To assess its influence on FairDTD, we varied α from 0.1 to 0.9 in increments of 0.1 and recorded the experimental results. As shown in Fig. 7, increasing α improves model accuracy but reduces fairness.

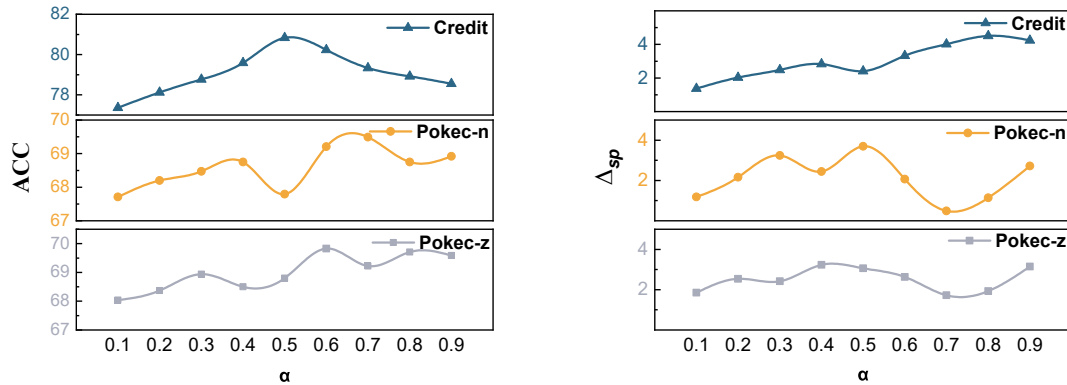


Figure 7: Sensitivity analysis of the balance hyperparameter α on the three datasets.

This observation aligns with Fig.2, where the feature teacher exhibits higher accuracy while the structure teacher prioritizes fairness. Consequently, the selection of an appropriate α is essential to strike an optimal balance between utility and fairness.

6 Conclusion

In this paper, we present a novel perspective for learning fair GNNs. By constructing causal structure models, we identify that bias originates from both node features and graph structures. Through our analysis, we find that a simple partial data training strategy, where the model is trained exclusively on node features or graph structures, can achieve fairness that is on par with, or potentially exceeds, the performance of current state-of-the-art fair GNN methods, albeit at the expense of model utility. To address this trade-off, we propose FairDTD, a framework that combines knowledge distillation with partial data training to learn fair GNNs. Specifically, FairDTD employs two fairness-oriented teacher models, referred to as the feature expert and the structure expert, to guide the learning of a fair GNN student. Additionally, it incorporates graph-level distillation and node-specific temperature learning to facilitate the transfer of knowledge, improving both fairness and model utility. Experimental results on three real-world datasets demonstrate the effectiveness of FairDTD in balancing fairness and model utility. However, FairDTD currently focuses on a single sensitive attribute. Future research will extend the framework to scenarios involving multiple sensitive attributes.

CRedit authorship contribution statement

Chengyu Li: Writing - original draft, Software, Methodology, Conceptualization, Visualization. **Debo Cheng:** Conceptualization, Writing - review & editing, Formal analysis. **Guixian Zhang:** Conceptualization, Writing - review & editing, Formal analysis. **Yi Li:** Writing - review & editing, Formal analysis. **Shichao Zhang:** Writing - review & editing, Supervision, Funding acquisition.

References

- Agarwal, Chirag, Lakkaraju, Himabindu, and Zitnik, Marinka (2021). “Towards a unified framework for fair and stable graph representation learning”, *Uncertainty in Artificial Intelligence*. PMLR, pp. 2114–2124.
- Baghersahi, Peyman, Hosseini, Reshad, and Moradi, Hadi (2023). “Self-attention presents low-dimensional knowledge graph embeddings for link prediction”, *Knowledge-Based Systems*, Vol. 260, p. 110124.
- Bengio, Yoshua, Courville, Aaron, and Vincent, Pascal (2013). “Representation learning: A review and new perspectives”, *IEEE transactions on pattern analysis and machine intelligence*, Vol. 35 No. 8, pp. 1798–1828.
- Bhagat, Smriti, Cormode, Graham, and Muthukrishnan, S (2011). “Node classification in social networks”, *Social network data analytics*, pp. 115–148.

- Cheng, Debo *et al.*, (2024). “Data-driven causal effect estimation based on graphical causal modelling: A survey”, *ACM Computing Surveys*, Vol. 56 No. 5, pp. 1–37.
- Chouldechova, Alexandra and Roth, Aaron (2018). “The frontiers of fairness in machine learning”, *arXiv preprint arXiv:1810.08810*,
- Current, Sean *et al.*, (2022). “Fairegm: fair link prediction and recommendation via emulated graph modification”, *Proceedings of the 2nd ACM Conference on Equity and Access in Algorithms, Mechanisms, and Optimization*, pp. 1–14.
- Dai, Enyan and Wang, Suhang (2021). “Say no to the discrimination: Learning fair graph neural networks with limited sensitive attribute information”, *Proceedings of the 14th ACM International Conference on Web Search and Data Mining*, pp. 680–688.
- Dai, Enyan *et al.*, (2024). “A comprehensive survey on trustworthy graph neural networks: Privacy, robustness, fairness, and explainability”, *Machine Intelligence Research*, pp. 1–51.
- Dong, Yushun *et al.*, (2021). “Individual fairness for graph neural networks: A ranking based approach”, *Proceedings of the 27th ACM SIGKDD Conference on Knowledge Discovery & Data Mining*, pp. 300–310.
- Dong, Yushun *et al.*, (2022). “Edits: Modeling and mitigating data bias for graph neural networks”, *Proceedings of the ACM web conference 2022*, pp. 1259–1269.
- Duong, Tri Dung, Li, Qian, and Xu, Guandong (2021). “Stochastic intervention for causal effect estimation”, *2021 International Joint Conference on Neural Networks (IJCNN)*. IEEE, pp. 1–8.
- Dwork, Cynthia *et al.*, (2012). “Fairness through awareness”, *Proceedings of the 3rd innovations in theoretical computer science conference*, pp. 214–226.
- Fan, Shaohua *et al.*, (2022). “Debiasing graph neural networks via learning disentangled causal substructure”, *Advances in Neural Information Processing Systems*, Vol. 35, pp. 24934–24946.
- Guo, Zhichun *et al.*, (2023). “Boosting graph neural networks via adaptive knowledge distillation”, *Proceedings of the AAAI Conference on Artificial Intelligence*, pp. 7793–7801.
- Guo, Zhimeng *et al.*, (2023). “Towards fair graph neural networks via graph counterfactual”, *Proceedings of the 32nd ACM International Conference on Information and Knowledge Management*, pp. 669–678.
- Hardt, Moritz, Price, Eric, and Srebro, Nati (2016). “Equality of opportunity in supervised learning”, *Advances in neural information processing systems*, Vol. 29.
- Hinton, Geoffrey, Vinyals, O, and Dean, J (2015). “Distilling the Knowledge in a Neural Network”, *arXiv preprint arXiv:1503.02531*,
- Kipf, Thomas N and Welling, Max (2016). “Semi-supervised classification with graph convolutional networks”, *arXiv preprint arXiv:1609.02907*,
- Kose, O Deniz and Shen, Yanning (2024). “Fairgat: Fairness-aware graph attention networks”, *ACM Transactions on Knowledge Discovery from Data*, Vol. 18 No. 7, pp. 1–20.
- Köse, Öykü Deniz and Shen, Yanning (2021). “Fairness-aware node representation learning”, *arXiv preprint arXiv:2106.05391*,
- La Fond, Timothy and Neville, Jennifer (2010). “Randomization tests for distinguishing social influence and homophily effects”, *Proceedings of the 19th international conference on World wide web*, pp. 601–610.
- Li, Chengyu *et al.*, (2024). “Contrastive learning for fair graph representations via counterfactual graph augmentation”, *Knowledge-Based Systems*, p. 112635.
- Li, Duantengchuan *et al.*, (2024). “Homogeneous graph neural networks for third-party library recommendation”, *Information Processing & Management*, Vol. 61 No. 6, p. 103831.
- Li, Peizhao *et al.*, (2021). “On dyadic fairness: Exploring and mitigating bias in graph connections”, *International Conference on Learning Representations*, p. 18.
- Li, Zheng *et al.*, (2023). “Curriculum temperature for knowledge distillation”, *Proceedings of the AAAI Conference on Artificial Intelligence*, pp. 1504–1512.
- Li, Zhixun *et al.*, (2022). “The devil is in the conflict: Disentangled information graph neural networks for fraud detection”, *2022 IEEE International Conference on Data Mining (ICDM)*. IEEE, pp. 1059–1064.
- Li, Zhixun *et al.*, (2024). “Rethinking fair graph neural networks from re-balancing”, *Proceedings of the 30th ACM SIGKDD Conference on Knowledge Discovery and Data Mining*, pp. 1736–1745.
- Li, Zihao *et al.*, (2024). “Multi-view GCN for loan default risk prediction”, *Neural Computing and Applications*, pp. 1–14.
- Ling, Zhaolong *et al.*, (2024). “Fair Feature Selection: A Causal Perspective”, *ACM Transactions on Knowledge Discovery from Data*,
- Liu, Donghua *et al.*, (2022). “Interest Evolution-driven Gated Neighborhood aggregation representation for dynamic recommendation in e-commerce”, *Information Processing & Management*, Vol. 59 No. 4, p. 102982.

- Ma, Ang *et al.*, (2024). “Cross-view hypergraph contrastive learning for attribute-aware recommendation”, *Information Processing & Management*, Vol. 61 No. 4, p. 103701.
- Mehrabi, Ninareh *et al.*, (2021). “A survey on bias and fairness in machine learning”, *ACM computing surveys (CSUR)*, Vol. 54 No. 6, pp. 1–35.
- Pearl, Judea (2009). *Causality*, Cambridge university press.
- Peters, Jonas, Janzing, Dominik, and Schölkopf, Bernhard (2017). *Elements of causal inference: foundations and learning algorithms*, The MIT Press.
- Spinelli, Indro *et al.*, (2021). “Fairdrop: Biased edge dropout for enhancing fairness in graph representation learning”, *IEEE Transactions on Artificial Intelligence*, Vol. 3 No. 3, pp. 344–354.
- Sui, Yongduo *et al.*, (2022). “Causal attention for interpretable and generalizable graph classification”, *Proceedings of the 28th ACM SIGKDD Conference on Knowledge Discovery and Data Mining*, pp. 1696–1705.
- Takac, Lubos and Zabovsky, Michal (2012). “Data analysis in public social networks”, *International scientific conference and international workshop present day trends of innovations*. Vol. 1, pp. 1–6.
- Wang, Yu *et al.*, (2022). “Improving fairness in graph neural networks via mitigating sensitive attribute leakage”, *Proceedings of the 28th ACM SIGKDD conference on knowledge discovery and data mining*, pp. 1938–1948.
- Wei, Yukang and Bai, Yu (2024). “Dynamic Temperature Knowledge Distillation”, *arXiv preprint arXiv:2404.12711*,
- Xiong, Jiacheng *et al.*, (2021). “Graph neural networks for automated de novo drug design”, *Drug discovery today*, Vol. 26 No. 6, pp. 1382–1393.
- Xu, Keyulu *et al.*, (2018). “How powerful are graph neural networks?”, *arXiv preprint arXiv:1810.00826*,
- Yang, Cheng *et al.*, (2024). “FairSIN: Achieving Fairness in Graph Neural Networks through Sensitive Information Neutralization”, *Proceedings of the AAAI Conference on Artificial Intelligence*, pp. 9241–9249.
- Yeh, I-Cheng and Lien, Che-hui (2009). “The comparisons of data mining techniques for the predictive accuracy of probability of default of credit card clients”, *Expert systems with applications*, Vol. 36 No. 2, pp. 2473–2480.
- Yuan, Hao *et al.*, (2022). “Explainability in graph neural networks: A taxonomic survey”, *IEEE transactions on pattern analysis and machine intelligence*, Vol. 45 No. 5, pp. 5782–5799.
- Zhang, Guixian, Cheng, Debo, and Zhang, Shichao (2023). “Fpgnn: Fair path graph neural network for mitigating discrimination”, *World Wide Web*, Vol. 26 No. 5, pp. 3119–3136.
- Zhang, Guixian *et al.*, (2024a). “Disentangled contrastive learning for fair graph representations”, *Neural Networks*, p. 106781.
- Zhang, Guixian *et al.*, (2024b). “Learning fair representations via rebalancing graph structure”, *Information Processing & Management*, Vol. 61 No. 1, p. 103570.
- Zhang, Shichao, Zhang, Chengqi, and Yang, Qiang (2003). “Data preparation for data mining”, *Applied artificial intelligence*, Vol. 17 No. 5-6, pp. 375–381.
- Zhang, Zhilu and Sabuncu, Mert (2020). “Self-distillation as instance-specific label smoothing”, *Advances in Neural Information Processing Systems*, Vol. 33, pp. 2184–2195.
- Zhao, Qihui, Gao, Tianhan, and Guo, Nan (2023). “LA-MGFM: A legal judgment prediction method via sememe-enhanced graph neural networks and multi-graph fusion mechanism”, *Information Processing & Management*, Vol. 60 No. 5, p. 103455.
- Zhu, Yuchang *et al.*, (2024a). “One Fits All: Learning Fair Graph Neural Networks for Various Sensitive Attributes”, *Proceedings of the 30th ACM SIGKDD Conference on Knowledge Discovery and Data Mining*, pp. 4688–4699.
- Zhu, Yuchang *et al.*, (2024b). “The Devil is in the Data: Learning Fair Graph Neural Networks via Partial Knowledge Distillation”, *Proceedings of the 17th ACM International Conference on Web Search and Data Mining*, pp. 1012–1021.
- Zou, Cuifang *et al.*, (2025). “Graph similarity learning for cross-level interactions”, *Information Processing & Management*, Vol. 62 No. 1, p. 103932.