

Light-matter interactions in layered materials and heterostructures: from moiré physics and magneto-optical effects to ultrafast dynamics and hybrid meta-photonics

Luca Sortino¹, Marcos H. D. Guimarães², Alejandro Molina-Sánchez³, Jiamin Quan⁴, Denis Garoli^{5,6}, and Nicolò Maccaferri⁷

¹Chair in Hybrid Nanosystems, Faculty of Physics, Ludwig-Maximilians-Universität München, 80539 Munich, Germany

²Zernike Institute for Advanced Materials, University of Groningen, The Netherlands

³Institute of Materials Science (ICMUV), University of Valencia, Catedrático Beltrán 2, E-46980, Valencia, Spain

⁴Institute of Precision Optical Engineering, School of Physics Science and Engineering, Tongji University, Shanghai, China

⁵Istituto Italiano di Tecnologia, Via Morego 30, 16136 Genova, Italy

⁶Università degli studi di Modena e Reggio Emilia, Dipartimento di Scienze e Metodi dell'ingegneria, Via Amendola 2, Reggio Emilia, Italy

⁷Department of Physics, Umeå University, Linnaeus väg 24, 901 87 Umeå, Sweden

Abstract

Layered two-dimensional (2D) materials have revolutionized how we approach light-matter interactions, offering unprecedented optical and electronic properties with the potential for vertical heterostructures and manipulation of spin-valley degrees of freedom. The discovery of moiré physics in twisted heterostructures has further unlocked new possibilities for controlling the band structure of tailored semiconductor heterostructures. In parallel, the integration of 2D materials with hybrid photonic structures and ultrafast studies on their optical and spin-valley properties has revealed a wealth of novel physical phenomena. This perspective highlights the recent advances in our understanding of light-matter interactions in moiré and 2D systems, with a particular emphasis on ultrafast processes and the integration of these materials into photonic platforms. We explore the implications for optoelectronics and emerging photonic technologies, positioning 2D materials as a transformative tool for next-generation devices.

1. Introduction

Two-dimensional (2D) materials have captivated scientific interest over the past two decades due to their unique physical properties and potential for groundbreaking applications across optoelectronics and quantum technologies [1,2]. Emerging as atomically thin layers, these materials exhibit behaviors distinct from their bulk counterparts, largely owing to their reduced dimensionality leading to strong quantum confinement and distinctive symmetry properties. Among the diverse class of 2D materials, semiconductors such as transition metal dichalcogenides (TMDs), black phosphorus, and hexagonal boron nitride have revealed a wealth of novel phenomena, pushing the boundaries of material science and nanotechnology. In particular, TMDs have garnered attention for their remarkable properties when compared to conventional semiconductors. The strong Coulomb interactions, resulting from reduced dielectric screening, lead to tightly bound excitons with significant (>200 meV) binding energies, enabling high-speed processes on femtosecond timescales and strong light-matter interaction [3]. These stable excitons, present also in bulk crystals and extremely enhanced in their 2D form, dominate the optical and charge transport properties in TMDs with favorable applications in photonics and opto-electronics[4,5].

Moreover, a direct band-gap transition in single layer promotes a strong light-matter interaction, as, for example, TMDs can absorb to 10% of light in <1 nm thick layers. Additionally, excitons in 2D TMDs are affected by the reduced dielectric screening of the dielectric environment, exhibiting also stable Rydberg excitons, and single-photon emission at cryogenic temperatures. Many types of multi-particle excitons are found in TMDs, such as trions, i.e. charged excitons, and biexcitons. Moreover, the development of van der Waals heterostructures of multiple TMDs layers give rise to new excitonic species, such as indirect or quadrupolar excitons, which expand the library of solid-state matter excitation that can be investigated [6]. Overall, the excitonic physics in 2D semiconductors is characterized by rapid formation and relaxation timescales, often on the order of femtoseconds to picoseconds, enabling ultrafast excitonic processes critical for high-speed applications [7].

Another peculiar feature that sets 2D semiconductors further apart from traditional materials is the coupled spin-valley physics [8,9]. In monolayer TMDs, the lack of inversion symmetry and strong spin-orbit coupling lead to a coupling of spin and valley degrees of freedom, resulting in two distinct valleys (K and K') in the band structure that are energetically degenerate, but spin-polarized. This coupling provides a unique platform for valleytronic applications, where information can be encoded and manipulated using valley indices. Spin-valley locking enables optically induced valley polarization and long-lived valley coherence, creating exciting opportunities for data storage and quantum information processing. This control over the spin-valley properties can become even more interesting when exploring the ultrafast dynamics properties of layered materials [10–13].

An additional layer of complexity and interest arises when 2D materials are stacked vertically, forming so-called van der Waals heterostructures [14]. The lack of covalent bonds between 2D layers allows additional freedom in designing device architectures, playing with number of layers, thickness and composition. More recently, the field of condensed matter physics has been shaken by the realization that by introducing a slight twist angle between adjacent layers, the physics of the 2D heterostructure can be changed profoundly, owing to the formation of moiré superlattices [6,15–17]. These superlattices introduce a periodic potential, on a scale of 1-100 nm, that modifies the electronic band structure, giving rise to flat bands, correlated electronic states, and tunable optical properties. In TMD heterostructures, moiré patterns facilitate novel light-matter interaction mechanisms, including the formation of moiré excitons, bound states that are spatially localized within the nm-long periodic moiré lattice. Such configurations enable exploration of excitonic Hubbard models, where interlayer excitons interact and form complex quantum phases, opening pathways to simulate strongly correlated electronic systems and study phenomena such as excitonic insulators and Mott physics [18]. Additionally, the tunability of moiré patterns by interlayer angle

control provides a means to engineer band structure, transport and optical properties for developing tailored optoelectronic devices [8].

Beyond their remarkable material properties, 2D semiconductors have found widespread use in the field of light-matter coupling, particularly within both conventional and nanoscale optical cavities [19–21]. The large oscillator strength and tunable band structure make them ideal candidates for robust exciton-photon interactions, with implications for cavity quantum electrodynamics and polaritonic devices. This exceptional coupling behaviour has reignited interest in exciton-polariton physics, where the hybridization of excitons and photons leads to the formation of polaritons, quasi-particles with mixed light-matter properties [22]. In high-quality optical cavities, such as photonic crystals and microcavities, 2D materials can enter the strong coupling regime, where the coherent coupling of excitons and photons enables phenomena like Rabi oscillations and polariton condensation. On the other hand, nanoscale cavities, like plasmonic and dielectric nanoantennas, offer the ability to control light at sub-wavelength scales, facilitating the exploration of nonlinear and quantum optical effects. The ease of integrating 2D semiconductors into hybrid photonic structures expands the versatility of exciton-photon coupling in engineered platforms, as a result, 2D semiconductor-based photonic systems are advancing technologies such as low-threshold lasers, optical switches, and quantum light sources, positioning them at the forefront of nanooptics and optoelectronics innovation.

In this perspective, we provide a focused exploration of the cutting-edge research directions that leverage the unique properties of 2D materials in ultrafast and hybrid optoelectronic applications. In Section 2, we discuss moiré physics, highlighting recent advances in understanding the ultrafast excitonic and electronic dynamics that emerge in twisted 2D heterostructures. Section 3 focus on ultrafast magneto-optical studies, specifically examining spin and orbital phenomena in 2D materials. Finally, Section 4 addresses the dynamics at TMD/metal interfaces and provides a perspective on integrating 2D materials into hybrid photonic structures. This section emphasizes the opportunities that arise from strong exciton-plasmon interactions at these interfaces, which can enhance light-matter coupling and enable tunable optoelectronic responses. The investigation of ultrafast dynamics of light-matter interaction in hybrid 2D structures opens pathways for the design of novel quantum materials with customized optoelectronic properties. These insights aim to establish a framework for the continued development of 2D materials as versatile building blocks in ultrafast photonics, quantum technologies, and innovative optoelectronic devices.

2. Moiré systems

2.1 Optical properties and ultrafast dynamics of moiré semiconducting heterostructures

The discovery of unconventional superconductivity in twisted bilayer graphene superlattices revamped a great interest in 2D materials [23]. When the twist angle between the layers reaches about 1.1 degrees (the so-called ‘magic angle’), the electronic band structure of twisted bilayer graphene exhibits the formation of flat bands near the Fermi energy, with correlated insulating behavior at half-filling, revealing a drastic change of the physical properties. The change of the twist angle between layers is associated with a modulation of the electronic wave function localizations due to the overarching electrostatic moiré potential, thus allowing to tune the physical properties, and opening the path to explore strongly correlated phenomena such as high-critical-temperature superconductors or quantum spin liquids.

The discovery of twisted graphene has shown the way to rethink on the properties of other 2D materials such as TMDs. In TMD heterobilayers (Fig. 1a), flat bands comparable to that of twisted bilayer graphene near “magic” angles have been theoretically predicted using density-functional theory to occur for 56.5° and 3.5° twist angles, with bandwidths of 5 and 23 meV, respectively [24]. The experiments on scanning tunneling spectroscopy (STS) on exfoliated TMD have confirmed the existence on moiré patterns in TMD heterostructures [25,26], with evidence of a strong 3D buckling reconstruction and indicating a dominant

role of the strain redistribution on the electronic structure (Fig 1b-g). The STS imaging also demonstrate the existence of narrow and localized flat bands at the K-point of the band structure. The moiré band structure exhibits a complex structure, with series of flat bands and distinct degrees of spatial localization [25,26].

Regarding the optical properties of moiré superlattices in TMD, the exciton energy in moiré heterolayers depends on the twist angle due to interlayer hybridization, being the change remarkably strong for small twist angles [17,27]. Moreover, the valley physics of TMDs is also influenced. moiré heterolayers encode three quantum degrees of freedom like spin, valley index and layer index. Together with the modulation of the electronic and excitonic properties induced by the moiré patterns, we can confine spatially interlayer excitons with a locked spin-layer number [28]. In addition, playing with the carrier density and applied electric field we can control the nature of magnetic interactions [29], observe correlated insulating states at fractional fillings of the moiré minibands [30], and produce controlled metal-insulator transitions in twisted WSe_2 bilayers [31].

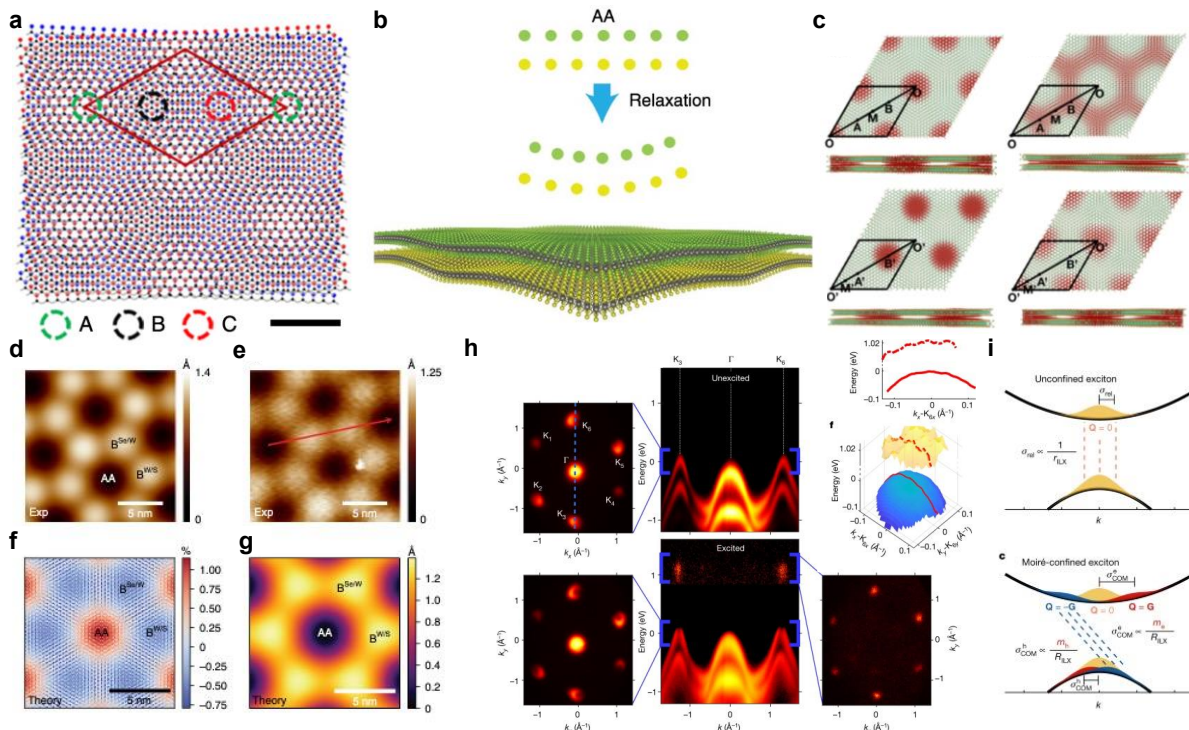


Figure 1. (a) Cartoon of the moiré superlattice formed in a $\text{WSe}_2/\text{MoSe}_2$ heterostructure with a twist angle of 5 degrees (scale bar 2 nm). Red diamonds represent a moiré supercell. Adapted from Ref. [28]. (b) Schematic of the buckling process in a TMD heterobilayer. Adapted from Ref. [26]. (c) Localization of electronic wave functions of the top of the valence band on moiré bilayer MoS_2 . Adapted from Ref. [24] with permission of the American Physical Society. (d-e) Scanning Tunneling Microscopy images (STM) of WSe_2/WS_2 with a moiré period of 8 nm compared with a STM image of graphene-covered area. Adapted from Ref. [26]. (f-g) Theoretical in-plane strain distribution (f) for WSe_2 layer from DFT simulation and (g) theoretical height profile of the W atoms in the top of WSe_2 layer from DFT simulation. Adapted from Ref. [26]. (h) Energy–momentum cuts along the K– Γ direction without (top) and 25 ps after optical excitation (bottom). Lef: Momentum-space images without photoexcitation around VBM, as well as 25 ps after photoexcitation around VBM and around the ILX energy. Adapted from Ref. [32]. (i) Schematic of the momentum distributions of the electron and the hole constituting an unconfined exciton with zero center of mass momentum, showing identical extents. The black curves indicate the CB and the VB with their different curvatures. Adapted from Ref. [32].

The rich physics arising in moiré heterolayers related to excitonic properties, mainly of TMD materials, open new venues to investigate ultrafast dynamics, especially with time-resolved angle resolved photoemission spectroscopy (TR-ARPES) [33]. For instance, the free carrier dynamics of single-layer MoS_2 was characterized for pump-probe experiments based on the excitation of free carrier into the conduction bands [34]. Only recently we learnt that excitonic features can be detected by TR-ARPES,

probing the exciton formation and subsequent relaxation across the Brillouin zone [35]. The effects of phonon-induced decoherence and relaxation can be also investigated, and the excitation regime, either resonance or nonresonant with the excitonic states can be accessed [36]. Moreover, TR-ARPES signals including excitonic effects can now be simulated within fully ab initio methods [37].

Accompanying theoretical predictions, latest TR-ARPES data report a plethora of time-dependent phenomena with the exciton physics at the center of the optical properties. For instance, it is possible to observe the quasi-particle bandgap renormalization due to excitonic effects in monolayer MoS₂ [38]. Regarding TR-ARPES in moiré TMD, the dynamics of interlayer excitons is more elusive due to the large area and high-quality sample required. Experiments performed on WSe₂/MoS₂ heterostructure demonstrate the existence of interlayer excitons by capturing time-resolved and momentum-resolved distribution of electron and hole and even estimating with reliability the interlayer exciton diameter of 5.2 nm, comparable with the moiré unit cell of 6.1 nm [32]. In this work, the authors excite the moiré crystal with an optical pump of 1.67 eV in resonance with the A-exciton in WSe₂. Due to the type-II band alignment, the fast charge transfer results in the formation of the interlayer exciton, with the electron localized at MoS₂ and hole at WSe₂ (Fig. 1h-i). TR-ARPES provides electron and hole momentum distributions in an excitonic state, reporting an exciton behavior that resembles the one of exciton on impurity-based quantum dots and probing the exciton localization existing on the moiré materials. Recent femtosecond TR-ARPES measurements further investigated the formation of moiré excitons in WSe₂/MoS₂ with a twist angle of approximately 10° [39]. The study elucidates how interlayer excitons are formed, observing an intermediate femtosecond exciton-phonon scattering process into the dark Σ valley. Finally, the exciton Bohr radius is found to be approximately 1.6 nm, again comparable with the expected moiré periodicity of 1.8 nm.

2.2 Moiré in cavities

In semiconductor moiré superlattices a variety of excitonic species have been isolated, from the individual inter- and intra-layer exciton states arising from moiré induced confinement, to interlayer hybridization via excitons wavefunction-mixing (Fig. 2a) [6]. Such excitonic species have garnered significant attention in recent years for optoelectronic applications, owing to tunable optical properties and complex multi-body physics [17]. However, current optical measurements of these superlattices are constrained by the diffraction limit, which restricts the spatial resolution of far field experiments to the wavelength of the light probe. As a result, these measurements are only able to provide area-averaged information across more than 10,000 moiré cells, leading to reproducibility issues in moiré optical measurements and hinders the observation of intrinsic phenomena. Photonic structures, capable of confining light to ultra-small volumes, can overcome this limitation and enable optical investigations at scales commensurate with moiré periodicities [40].

Simultaneously, moiré-modulated interlayer coupling in bilayer materials presents an intriguing platform for exploring correlated Hubbard-model physics, which investigates strongly correlated phases of interacting bosonic particles confined in lattice potentials, like moiré excitons. Both transport and optical experiments have revealed distinct signatures of collective phases in these systems. Incorporating photonic elements into these systems holds the potential to manipulate these states, facilitating the optical control of quantum phases. For instance, optical cavities can lead to strong light-matter coupling regime and dressed-states, known as polaritons, where quantum vacuum (Rabi) fluctuations can be observed. With this approach, one could be driving the moiré system out of equilibrium to access hidden quantum phases that are not thermally accessible, even without an external driving force. This approach holds significant promise for realizing novel and high-temperature correlated non-equilibrium states [40] [].

While the focus of the research field has been mainly driven towards the realization of high quality devices, initial studies of moiré bilayer systems in optical cavities have been primarily focused on coupling the interlayer excitons to optical cavity modes [41], with demonstration of lasing regime in various configurations, from photonic crystals to nanobeam cavities [42,43]. In a recent work, strongly coupled interlayer excitons-polaritons with moiré induced nonlinearities have been reported in open optical

microcavities based on distributed Bragg reflectors (DBRs) (Fig. 2b) [44]. Here, the strong coupling between moiré-confined excitons and cavity photons is revealed in the anticrossing between modes as observed in optical reflectance (Fig. 2c). By decreasing the photogenerated exciton density, it is found that heterobilayers exhibit large nonlinearities due to the exciton blockade in the moiré lattice cells (Fig. 2d-e), consistent with the theoretical picture of single occupancy model of the superlattice cells.

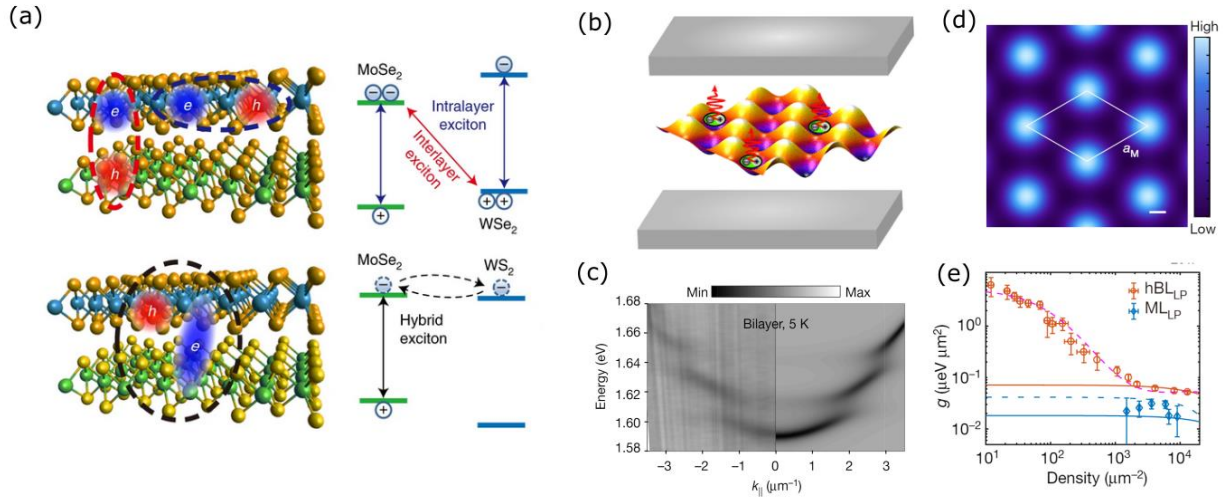


Figure 2. (a) Illustration of the interlayer (top) and hybridized (bottom) exciton species in TMDs heterobilayers. On the right, the respective band structure energy diagram. Adapted from Ref. [6]. (b) Illustration of the cavity coupling of moiré excitons. (c) Optical reflectance of a cavity coupled moiré TMD bilayer, exhibiting the anticrossing signature of the strong coupling regime. (d) Real-space distribution of the interlayer exciton component. The white line marks the moiré cell. Scalebar 1 nm. (e) Nonlinear coefficient (g) for a monolayer (blue) and heterobilayer (red) as a function of the photogenerated exciton density. The high nonlinearities at low densities are ascribed to the exciton blockade induced by the moiré potential. Panel b-e adapted from Ref. [44].

However, several challenges must be addressed to fully realize the potential of the photonic/2D moiré hybridized system. Theoretically, the coupling of a moiré system with photonic optical modes renders the original models used for understanding moiré physics inapplicable [45]. There is currently no clear strategy for solving these complex quantum Hamiltonians in 2D heterostructures using existing computational approaches. Thus, developing theoretical models for hybrid systems comprising photonic structures and moiré superlattices is essential for guiding research and enhancing the understanding of experimental results. Experimentally, photonic/2D moiré hybridized devices are highly sensitive to strain and defects that may be introduced during the integration of the 2D superlattices with photonic nanostructures. Additionally, the presence of such structures may induce fluctuations in the surrounding dielectric constant of the 2D moiré superlattice, potentially affecting the stability of the intrinsic quantum phases. Advances in material synthesis and nanofabrication techniques will be critical for developing high-quality photonic/2D moiré hybridized systems.

3. Ultrafast Magneto-Optics for Spin, Valley and Orbital Dynamics in Two-Dimensional Semiconductors and Heterostructures

Magneto-optical techniques are versatile, noninvasive and nondestructive tools to study various types of light-matter interaction at the nanoscale [46], in particular for spin and angular momentum dependent phenomena. For 2D materials, techniques such as the magneto-optic Kerr effect (MOKE) or magnetic

circular dichroism give access to the spin, valley and magnetization degrees-of-freedom. This relies on the fact that opposite valleys (K and K') in semiconducting TMDs have different optical selection rules for circularly-polarized light (Fig. 3a). Therefore, a valley polarization can be achieved via light excitation with a certain helicity [47,48]. This change in valley occupation leads to strong magneto-optical signals, allowing one to detect the dynamics of valley and spin polarization through pump-probe time-resolved techniques. Due to the strong spin-orbit coupling in these materials, a valley accumulation is followed by a spin accumulation.

Time-resolved MOKE (TR-MOKE, Fig. 3a) and polarized-light time-resolved differential reflectivity (TRDR) have been widely used to study and understand the scattering mechanisms involved in the depolarization of the carriers – namely inter- and intra- valley scattering. The lifetimes extracted from these measurements reported in literature show a very large range of values, from a few ps to several ns [49–55]. Recent systematic experiments with different pump and probe energies, combined with electrostatic gating of the devices (Fig. 3b), point towards a major role for strain, dark states, and resident charge carriers on the longer lifetimes found in literature [56,57].

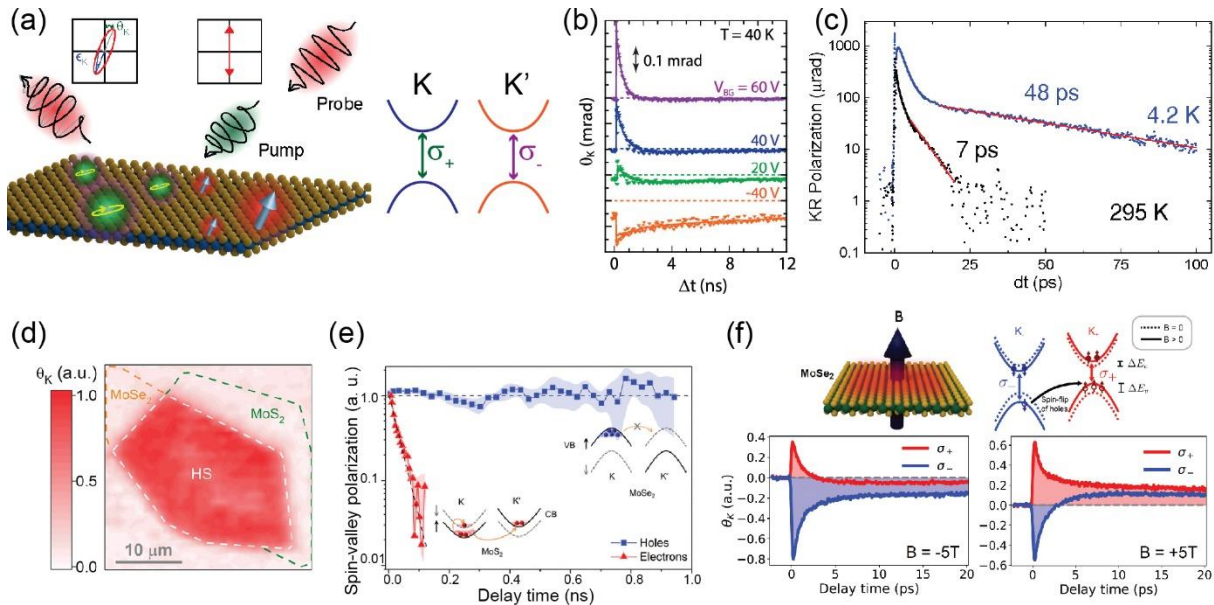


Figure 3. (a) TR-MOKE in a TMD monolayer. A circularly-polarized laser pulse (pump) generates a spin/valley accumulation. The valley excitation (K or K') is selected by different light helicities (right). The spin/valley accumulation is then probed by the polarization rotation or ellipticity of the reflection of a linearly-polarized laser pulse (probe). (b) TR-MOKE measurements in a WSe₂ monolayer showing gate-control over the spin lifetimes. Adapted from Ref. [56]. (c) Spin/orbital accumulation in bulk WSe₂ at 4.2 and 295 K. Adapted from Ref. [58]. (d) Energy-resolved spin/valley accumulation in a MoSe₂/MoS₂ heterostructure, with the pump exciting the MoSe₂ and the probe in resonance to the MoS₂ layer, with the pump-probe delay time at 2 ps. (e) Relaxation of electron and holes in MoSe₂ and MoSe₂, respectively. Both (d) and (e) are adapted from Ref. [59]. (f) Control over the spin/valley lifetime using magnetic fields in MoSe₂ monolayers. The diagram of the valley-Zeeman energy shift is shown on top, and the TR-MOKE traces for positive and negative magnetic fields with the pump at different circular polarizations is shown on the bottom. Adapted from Ref. [60].

Even though time-resolved magneto-optical techniques have been widely applied to monolayer TMDs, it is less true for devices consisting of bi- and few-layers, and heterostructures composed of different materials. Inversion symmetry – present in TMDs even layers and bulk – takes a state in one valley onto the other, however these states are also localized at opposite layers. As can be shown through a simple symmetry analysis, the states connected by inversion symmetry possess the same orbital character and therefore have the same optical selection rules [61]. Due to spin-orbit coupling, the states are also spin polarized in the same direction. Therefore, in the case of few-layer TMDs, circularly-polarized light leads to excitations with the same spin and the same orbital angular momentum but taking place at different

valleys. This can then lead to a spin-orbital polarization under circularly-polarized light excitation. This is a generalized term, also applicable to monolayers. This optically-induced spin-orbital polarization has been experimentally and theoretically investigated in both bilayers and bulk TMDs (Fig. 3c) [58,61,62]. However, a predicted intervalley coherence and the electric control over its lifetimes through electrostatic gating remains to be demonstrated [63] and ultrafast magneto-optical techniques provide the ideal tool to do so. Finally, magneto-optics has been shown to be a powerful technique to explore the current-induced orbital polarization for the emerging field of “orbitronics” [64]. This was already explored in TMDs, where an electric current on a strained monolayer MoS₂ can induce a valley (orbital) polarization which can be measured through MOKE [65]. The relaxation mechanisms for this current-induced orbital polarization, however, remains unexplored and could lead to a deeper understanding on the scattering mechanisms responsible for valley depolarization at lower energy scales.

Heterostructures composed of different TMDs, such as WSe₂/MoSe₂, can host interlayer excitons [66], with long lifetimes, in the order of ns, allowing for an effective electric control over their resonance energies and dynamics using out-of-plane electric fields [67]. However, even though the interlayer exciton signatures in photoluminescence are very strong, their signatures in magneto-optical spectra are rather weak. This stems from their low oscillator strength for light absorption due to its spatially-indirect transition. To tackle this problem, one could either boost the light-matter interaction for interlayer excitons through the use of photonic structures [68], or explore thin-film interference effects to enhance the magneto-optical efficiencies [69] for these systems. Energy-resolved TR-MOKE experiments already demonstrated that spin/valley polarized charge carriers can be effectively transferred from one layer to the other (Fig. 3d) [59]. Additionally, electrons and holes have shown to possess dramatically different lifetimes in such heterostructures – namely MoS₂/MoSe₂ – with hole spin lifetimes extending well beyond 1 ns (Fig. 3e). The long lifetimes in combination with the possibility of electric tunability of light-matter interaction make TMD heterostructures highly promising for the on-chip electric manipulation of spin, orbital or valley information for applications in integrated (magneto-)photonic devices.

Proximity effects in heterostructures containing 2D magnetic materials, such as CrBr₃, provide a promising route to manipulate the spin/valley lifetime in TMDs. It has been shown that the photoluminescence of such structures shows a high degree-of-circular polarization which depends on the magnetization direction [70,71]. The origins of the photoluminescence polarization have been found to be from a spin-dependent charge transfer between the two materials. Similarly to what has been done for isolated TMD monolayers, time-resolved magneto-optical spectroscopy studies should help to understand if the proximity to CrBr₃ also leads to a polarization of (resident) carriers in the TMD and if it can be used to manipulate the spin lifetime in a nonvolatile fashion. Such manipulation of the spin lifetime through the valley-Zeeman effect has been demonstrated in MoSe₂ under high magnetic fields (Fig. 3f) [60], showing the potential of magnetic heterostructures for manipulating the spin/valley lifetimes. Additionally, these studies should help in the search for a combination of materials which would reduce the charge transfer – therefore improving the quantum efficiency for light emission – while also allowing for a strong magnetic proximity effect. Such a breakthrough would open an avenue for the stabilization of spin information for nonvolatile memory devices and information transfer.

4. Hybrid systems: interfaces and photonic platforms based on the integration of layered materials

4.1 Ultrafast dynamics at metal-layered semiconductor interfaces

The physical properties of vdW materials, such as TMDs, have been heavily investigated in the past decade due to their electronic and optical properties, promising for next-generation opto-electronic devices. In this context, unveiling the charge and spin dynamics, as well as energy transfer at the interfaces between either different TMDs or metals and TMDs, is crucial and yet quite unexplored [72]. In particular, understanding the ultrafast dynamics on the femtosecond timescale might offer new vibrant directions for

the integration of photonics and electronics, especially in active and photo-detection devices [73], and more in general, in upcoming all-optical opto-electronic technologies.

As TMD-based devices typically utilize metals as contacts, it is crucial to study the properties of the TMD/metal interface, including the characteristics of the Schottky barriers [74] formed at the semiconductor-metal junction, also in view of future applications of the ultrafast (sub-ps) opto-electronic properties of TMDs. In this section, we focus on heterojunctions of metals and TMDs, since they have been proved to allow various possibilities for the manipulation and exploitation of light-matter interactions in a plenty of different research fields, such as plasmonics [75–81] and hot electron injection [82–92], transistors [93] and photovoltaics [94]. Furthermore, TMDs form atomically clean and sharp interfaces with other materials [14], which makes them ideal candidates for optoelectronic applications where high-quality interfaces between metals and semiconductors are essential, as well as they potentially offer a superior alternative to other semiconductors, as TMD/metal interfaces show weak Fermi-level pinning [95].

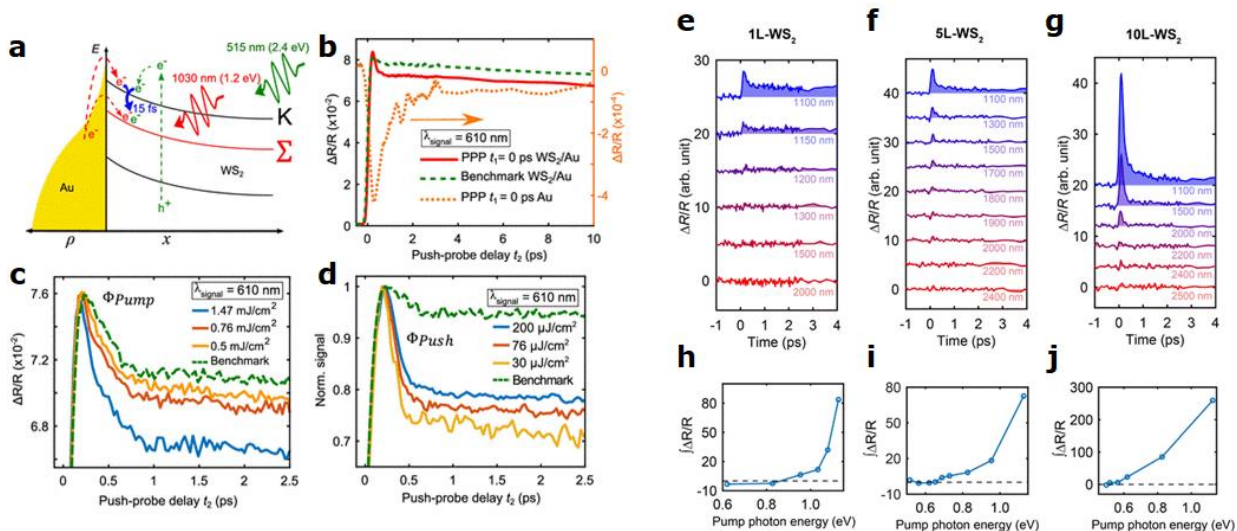


Figure 4. (a) Thermal Fermi-Dirac distribution (ρ) in gold and band alignment in WS₂ for the WS₂/Au heterojunction under illumination by pump pulse (red), followed by a modulated push pulse (green). The pump-induced thermionic injection of excess electrons (e⁻) from the gold and the direct excitation of free electrons (e⁻) and holes (h⁺) by the push pulse in WS₂ is indicated by dashed arrows. The blue arrow indicates intervalley scattering, which migrates excited and injected electrons from the K to the Σ valley on a time scale of 15 fs. (b) Pump-push-probe measurement with pump-push delay of 0 ps on WS₂/Au (red line), bare gold (orange dotted line) and reference pump-probe measurement on WS₂/Au (green dashed line) at $\lambda_{\text{probe}} = 610$ nm (2.03 eV). (c,d) Pump-push-probe curves at fixed pump-push delay of 0.1 ps at $\lambda_{\text{probe}} = 610$ nm (2.03 eV) on WS₂/Au for different pump (Φ_{pump}) (c) and push (Φ_{push}) (d) fluences. Adapted from Ref. [96]. (e-f) Pump-wavelength dependent ultrafast dynamics of (e) 1L-WS₂/Au, (f) 5L-WS₂/Au, and (g) 10L-WS₂/Au, extracted at the corresponding A exciton wavelengths. The $\Delta R/R$ kinetics are integrated over the first 4 ps for (h) 1L-WS₂/Au, (i) 5L-WS₂/Au, and (l) 10L-WS₂/Au, with pump wavelength converted to pump photon energy in eV. Adapted from Ref. [97].

In this framework, a key aspect which has been investigated recently is the interplay between carrier injection and exciton formation dynamics at a van der Waals semiconductor/metal interface [98,96,99]. While a full theoretical description of the experiments performed recently by several groups has not yet been developed, it has been shown theoretically that an excess of free electrons in the conduction band of TMDs compared to the density of free holes affects the probability to form excitons and trions [100]. Also, experiments showing that an excess of electrons in the conduction band due to n-doping can modulate the excitonic absorption have been reported [101]. Furthermore, recent studies reveal that at WS₂/semimetal heterojunctions, hot carriers injected from the semimetal into a TMD (Fig. 4a) are able to affect the exciton formation dynamics by comparing the transient signal of pump-probe experiments for pumping above and below the optical band gap of the TMD [99,102,103].

To better understand this mechanism experimentally, it has been recently shown that a three-pulse pump-push-probe experiment allows to extract the effect of mutual interaction between injected and excited charge carriers on the transient signal in the absorption line of the exciton (see Fig. 4b-d). This approach enables to disentangle the effect of hot-electron injection from the metallic substrate from the direct excitations in the semiconductor, and this has helped to show how the ratio between thermionically injected and directly excited charge carriers affects the exciton formation dynamics in TMD/metal heterojunctions [96]. Also recently, it has been shown that by simply pumping below band-gap in similar heterojunctions to excite hot carriers from the metal to the layered semiconductor material with varying thicknesses it is possible to directly measure the Schottky barrier height and track the dynamics and magnitude of charge transfer across the interface (Fig. 4e-j) [97].

These versatile optical spectroscopy approaches for probing TMD/metal interfaces can thus shed light on the intricate charge transfer characteristics within various heterostructures, facilitating the development of more efficient and scalable nano-electronic and optoelectronic technologies. The open challenge here is to identify a strong theoretical framework to model the experimental results and allow a more proper design of the devices, as well as open new perspectives towards more exotic phenomena such as interlayer hybridization and the understanding of the spin and orbital degrees of freedom in different type of magnetic/Van der Waals materials interfaces.

4.2 Hybrid photonic structures

In recent decades, there has been a significant proliferation of diverse photonic structures, facilitating unprecedented control over light-matter interactions at both wavelength and subwavelength scales [104–106]. A new interdisciplinary field that utilizes photonic structures to engineer 2D material properties has also attracted increasing interest for advancing optoelectronic and quantum devices, as well as fundamental physics [107,108]. To control light-matter interaction in 2D materials there are two main options for photonic geometries: hybrid photonic devices and all-2D material photonic devices.

For the case of hybrid devices, these integrate single or few layers 2D materials with non-2D material photonic structures, such as plasmonic and dielectric nanoantennas [109,110], photonic crystals [111], or optical metasurfaces [112,113]. Due to the weak forces binding the layers to the substrate, vdW materials can be readily transferred to different photonic structures, making this the most used approach. Meanwhile, thanks to the pristine interfaces and ultrathin thickness, energy transfer between active 2D layers and passive photonic components can occur with high efficiency [114,115]. The main effect of photonic structures is that of altering the local density of states seen by the integrated 2D materials. This leads to either a weak light-matter coupling regime, with modification of the spontaneous emission rate, the so-called Purcell effect, or strong coupling regime where excitons and photons form new hybridized states, also known as polaritons. Whether the coupling is strong or weak depends on the exciton-photon coupling strength, proportional to the electric field intensity in the cavity and the exciton transition dipole moment, which requires to be larger than the intrinsic losses of the system [116,117].

For 2D materials in the weak coupling regime, enhancement or inhibition of photon emission via the Purcell effect [109,118,119] (Fig. 5a) and population inversion for lasing [120] (Fig. 5b) have been reported. In the strong coupling regime (Fig. 5c), instead, photons strongly couples with excitons [44,121,122], phonons [123], or mobile electrons [124] in 2D materials to form various half-light–half-matter polaritonic quasi-particles [125]. Owing to the strong light-matter coupling strength of monolayers TMDs, these have become a new standard for semiconductor-cavity coupling [126] with widespread demonstrations of exciton-polariton in various systems [20].

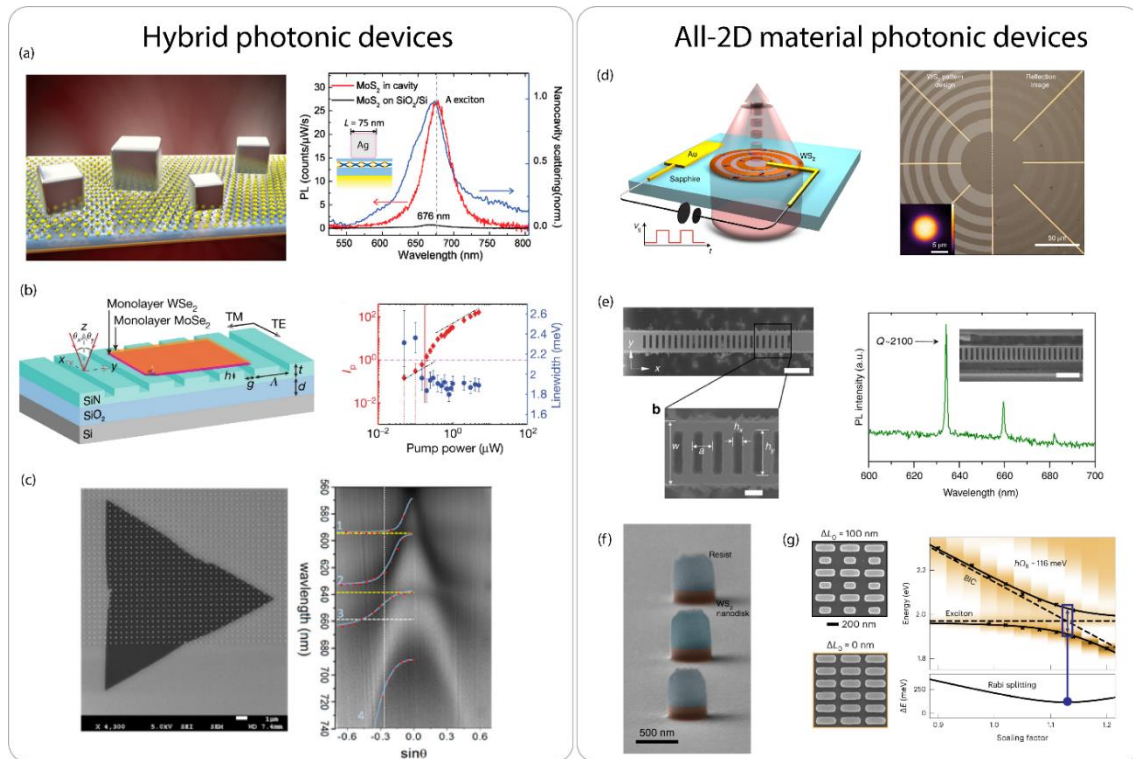


Figure 5. (a) 3D illustration of a plasmonic nanocavity, consisting of silver nanocubes of varying sizes on top of a gold film, and a MoS₂ monolayer (left). Enhanced PL emission from the MoS₂ monolayer observed in a nanocavity composed of a 75 nm nanocube (right). Adapted from Ref. [118]. (b) Schematic of the laser device, consisting of a heterobilayer on a grating cavity (left). The linewidth of cavity-mode emission shows a narrowing and a laser threshold intensity with varied pump powers (right). Adapted from Ref. [120]. (c) Strong exciton–plasmon coupling in silver nanodisk arrays integrated with a monolayer of MoS₂ (left). Angle-resolved differential reflectance spectra of 120 nm disk diameters of silver nanodisk arrays patterned on a monolayer of MoS₂ at 77K show anticrossing of dispersion curves near both A and B excitons (yellow lines), indicating strong exciton–plasmon coupling (right). Adapted from Ref. [127]. (d) Schematic (left) and optical microscope image (right) of an atomically thin zone plate lens. A clear focal spot is formed approximately 2 mm above the patterned surface ($\lambda = 620$ nm) behind the lens, with a characteristic flat-top beam profile and a full-width at half-maximum of 6.7 μm (right inset). Adapted from Ref. [128]. (e) SEM image of one-dimensional (1D) hBN photonic crystal cavities (left). The PL spectrum of a 1D cavity fabricated by focused ion beam milling shows a high Q (~2100) mode in the visible spectral range (right). Adapted from Ref. [129]. (f) Side-view SEM images of fabricated WS₂ nanodisks. Adapted from Ref. [130]. (g) SEM imaging of symmetric and asymmetric WS₂ metasurfaces sustaining quasi bound states in the continuum (qBIC) resonances (left). Optical transmittance of a set of qBIC WS₂ metasurfaces where the anticrossing between the exciton and the metasurface/cavity qBIC resonance confirms the achievement of strong coupling regime in ambient conditions. Adapted from Ref. [131].

On the other hand, all-2D material photonic devices involve nanofabricating single or multilayered exfoliated materials themselves into predesigned optical nanostructures, able to modify the interaction of light employing the intrinsic optical properties of the layered 2D material [130,132,133]. In particular, the high binding energy of 2D semiconductor indicates higher stability up to ambient conditions, and a high refractive index, allowing for ultrathin photonic devices [128,134]. Optically thin metalenses have been realized in TMD monolayers [135], with demonstration of electrical tunability driven by the excitonic resonances (Fig.5d) [128].

Beyond the single layer form, which unable to confine light as in conventional optical cavities due to the atomic thickness, multilayered 2D materials have emerged as a new platform for integrated photonics [129–131]. The vast library of van der Waals materials offer an unprecedented opportunity to investigate and develop novel photonic platform. For instance, hexagonal boron nitride (hBN) owing to its transparency region over the visible range can be nanostructured into suspended membranes to achieve photonic crystal cavities with high Q factors (Fig.5e) [136]. Similarly, high Q factor metasurfaces in the visible have been

demonstrated by leveraging the physics of quasi-bound states in the continuum (qBIC) [129]. In the case of TMDs, their bulk form has gathered wide attention for optical applications, beyond the intrinsic stable excitons, owing to high refractive indexes ($n > 4$) and record high optical anisotropies [137–139].

The initial demonstration of all-TMD nanophotonic structures for achieving strong light-matter coupling was realized in WS_2 nanodisks (Fig.5f), where anapole resonances were shown to couple effectively with excitons [133,140]. This pioneering approach demonstrated the feasibility of exciton-resonance coupling with intrinsic optical resonances in TMD materials, albeit with limitations in Q factors and design flexibility. In fact, the geometry of WS_2 nanodisks, while effective for initiating strong coupling, lacks the tunability needed for more optimized and application-specific resonances. Recent advancements have addressed these challenges through the development of high-Q factor metasurfaces leveraging qBIC physics, which offer significantly improved light-matter interaction [141,142]. These ultrathin qBIC metasurfaces, engineered for enhanced resonance control by controlling the design of the asymmetric unit cell geometry, enable robust exciton-photon coupling in WS_2 thin layers (Fig.5g), with coupling strength above 55 meV at room temperature [143]. This evolution to high-Q factor metasurfaces highlights the progress towards creating more versatile and scalable platforms, paving the way for more practical and efficient nanophotonic devices that operate effectively at ambient conditions.

Finally, the potential for chiral light-matter coupling in 2D materials remains largely unexplored. Introducing chirality into cavity-coupled systems could enable control over valley dynamics, providing a novel mechanism to influence spin and valley polarization in TMDs. By leveraging chiral coupling, it may be possible to selectively separate chiral emissions from the sample, opening pathways for chirality-dependent or independent light propagation [97]. Such an approach could significantly advance the control of valleytronic processes, offering exciting new directions for modulating and harnessing chiral properties in 2D materials for applications in quantum information and photonic devices. By selectively coupling with valleys, enhanced chiral emission [131] and chiral lasing [144] have been reported. Certain photonic structures, such as waveguides [145,146], asymmetric groove array [147] and plasmonic nanowires [148], can also be used to direct emission from valley polarization excitons toward different directions, effectively serving as a link between photonic and valleytronic devices.

5. Outlook

In conclusion, 2D materials, particularly TMDs, offer a remarkable platform to explore and harness ultrafast excitonic, spin-valley, and moiré physics. Their unique quantum properties, strong light-matter interactions, and ease of integration in hybrid photonic structures enable the engineering of new optoelectronic phenomena and devices, from valleytronics-based memory devices and low-threshold polariton lasers to tunable quantum simulators based on moiré superlattices and van der Waals heterostructures. Furthermore, their ultrafast response dynamics and compatibility with diverse interfaces provide a compelling advantage for next-generation photonic and quantum devices, and a florid ground for fundamental research. The exploration of proximity effects and moiré potentials show a unique opportunity for the engineering and manipulation of spin, valley and orbital degrees of freedom, which can be studied through optical experiments. This provides an ideal test ground for testing theoretical predictions and the exploration of new physics in, for example, the new field of orbitronics. By further integrating photonic structures with 2D materials, photons can weakly or strongly couple with 2D material, driving it into a non-equilibrium state and enabling the development of novel optoelectronic and opto-quantum devices. Expanding on this approach to control collective phenomena in moiré systems with photonic structures could open new avenues for exploring many-body physics in solid-state systems. The exploration of these materials as foundational building blocks of layered architectures paves the way for breakthroughs in ultrafast photonics, optoelectronics, and quantum information science.

Acknowledgements

NM acknowledges support from the Swedish Research Council (Grant No. 2021-05784), the Knut and Alice Wallenberg Foundation through the Wallenberg Academy Fellow Program (Grant No. 2023.0089) and the European Innovation Council (Grant No. 101046920). MHDG acknowledges the support by the European Research Council (ERC, 2D-OPTOSPIN, 101076932). AMS acknowledges support from the European Union's Horizon Europe research and innovation program under the Marie Skłodowska-Curie grant agreement 101118915 (TIMES), project I+D+i PID2023-146181OB-I00 UTOPIA, funded by MCIN/AEI/10.13039/501100011033, project PROMETEO/2021/082 (ENIGMA) and SEJIGENT/2021/034 (2D-MAGNONICS) funded by the Generalitat Valenciana. This study is also part of the Advanced Materials program (project SPINO2D), supported by MCIN with funding from European Union NextGenerationEU (PRTR-C17.I1) and by Generalitat Valenciana. JQ acknowledges the support of the Shanghai Pujiang Talent Plan (Grant No. 23PJ1413100) and the Rising-Star Program (Grant No. 24QA2709500).

References

- [1] Zeng M, Xiao Y, Liu J, Yang K and Fu L 2018 Exploring Two-Dimensional Materials toward the Next-Generation Circuits: From Monomer Design to Assembly Control *Chem. Rev.* **118** 6236–96
- [2] Shanmugam V, Mensah R A, Babu K, Gawusu S, Chanda A, Tu Y, Neisiany R E, Försth M, Sas G and Das O 2022 A Review of the Synthesis, Properties, and Applications of 2D Materials *Part & Part Syst Charact* **39** 2200031
- [3] Wang G, Chernikov A, Glazov M M, Heinz T F, Marie X, Amand T and Urbaszek B 2018 *Colloquium*: Excitons in atomically thin transition metal dichalcogenides *Rev. Mod. Phys.* **90** 021001
- [4] Xiao J, Zhao M, Wang Y and Zhang X 2017 Excitons in atomically thin 2D semiconductors and their applications *Nanophotonics* **6** 1309–28
- [5] Anantharaman S B, Jo K and Jariwala D 2021 Exciton–Photonics: From Fundamental Science to Applications *ACS Nano* **15** 12628–54
- [6] Huang D, Choi J, Shih C-K and Li X 2022 Excitons in semiconductor moiré superlattices *Nat. Nanotechnol.* **17** 227–38
- [7] Dal Conte S, Trovatiello C, Gadermaier C and Cerullo G 2020 Ultrafast Photophysics of 2D Semiconductors and Related Heterostructures *Trends in Chemistry* **2** 28–42
- [8] Ciarrocchi A, Tagarelli F, Avsar A and Kis A 2022 Excitonic devices with van der Waals heterostructures: valleytronics meets twistronics *Nat Rev Mater* **7** 449–64
- [9] Schaibley J R, Yu H, Clark G, Rivera P, Ross J S, Seyler K L, Yao W and Xu X 2016 Valleytronics in 2D materials *Nat Rev Mater* **1** 16055
- [10] Jin C, Ma E Y, Karni O, Regan E C, Wang F and Heinz T F 2018 Ultrafast dynamics in van der Waals heterostructures *Nature Nanotechnology* **13** 994–1003
- [11] Rana N and Dixit G 2023 All-Optical Ultrafast Valley Switching in Two-Dimensional Materials *Phys. Rev. Applied* **19** 034056

- [12] Fanciulli M, Bresteau D, Gaudin J, Dong S, Géneaux R, Ruchon T, Tcherbakoff O, Minár J, Heckmann O, Richter M C, Hricovini K and Beaulieu S 2023 Ultrafast Hidden Spin Polarization Dynamics of Bright and Dark Excitons in 2 H – WSe 2 *Phys. Rev. Lett.* **131** 066402
- [13] Arnoldi B, Zachritz S L, Hedwig S, Aeschlimann M, Monti O L A and Stadtmüller B 2024 Revealing hidden spin polarization in centrosymmetric van der Waals materials on ultrafast timescales *Nat Commun* **15** 3573
- [14] Geim A K and Grigorieva I V 2013 Van der Waals heterostructures *Nature* **499** 419–25
- [15] Mak K F and Shan J 2022 Semiconductor moiré materials *Nat. Nanotechnol.* **17** 686–95
- [16] Regan E C, Wang D, Paik E Y, Zeng Y, Zhang L, Zhu J, MacDonald A H, Deng H and Wang F 2022 Emerging exciton physics in transition metal dichalcogenide heterobilayers *Nat Rev Mater* **7** 778–95
- [17] Wilson N P, Yao W, Shan J and Xu X 2021 Excitons and emergent quantum phenomena in stacked 2D semiconductors *Nature* **599** 383–92
- [18] Kennes D M, Claassen M, Xian L, Georges A, Millis A J, Hone J, Dean C R, Basov D N, Pasupathy A N and Rubio A 2021 Moiré heterostructures as a condensed-matter quantum simulator *Nat. Phys.* **17** 155–63
- [19] Ma X, Youngblood N, Liu X, Cheng Y, Cunha P, Kudtarkar K, Wang X and Lan S 2021 Engineering photonic environments for two-dimensional materials *Nanophotonics* **10** 1031–58
- [20] Luo Y, Zhao J, Fieramosca A, Guo Q, Kang H, Liu X, Liew T C H, Sanvitto D, An Z, Ghosh S, Wang Z, Xu H and Xiong Q 2024 Strong light-matter coupling in van der Waals materials *Light Sci Appl* **13** 203
- [21] Huang L, Krasnok A, Alú A, Yu Y, Neshev D and Miroshnichenko A E 2022 Enhanced light–matter interaction in two-dimensional transition metal dichalcogenides *Rep. Prog. Phys.* **85** 046401
- [22] Basov D N, Fogler M M and García De Abajo F J 2016 Polaritons in van der Waals materials *Science* **354** aag1992
- [23] Cao Y, Fatemi V, Fang S, Watanabe K, Taniguchi T, Kaxiras E and Jarillo-Herrero P 2018 Unconventional superconductivity in magic-angle graphene superlattices *Nature* **556** 43–50
- [24] Naik M H and Jain M 2018 Ultraflatbands and Shear Solitons in Moiré Patterns of Twisted Bilayer Transition Metal Dichalcogenides *Phys. Rev. Lett.* **121** 266401
- [25] Zhang Z, Wang Y, Watanabe K, Taniguchi T, Ueno K, Tutuc E and LeRoy B J 2020 Flat bands in twisted bilayer transition metal dichalcogenides *Nat. Phys.* **16** 1093–6
- [26] Li H, Li S, Naik M H, Xie J, Li X, Wang J, Regan E, Wang D, Zhao W, Zhao S, Kahn S, Yumigeta K, Blei M, Taniguchi T, Watanabe K, Tongay S, Zettl A, Louie S G, Wang F and Crommie M F 2021 Imaging moiré flat bands in three-dimensional reconstructed WSe₂/WS₂ superlattices *Nat. Mater.* **20** 945–50

- [27] Stansbury C H, Utama M I B, Fatuzzo C G, Regan E C, Wang D, Xiang Z, Ding M, Watanabe K, Taniguchi T, Blei M, Shen Y, Lorcy S, Bostwick A, Jozwiak C, Koch R, Tongay S, Avila J, Rotenberg E, Wang F and Lanzara A 2021 Visualizing electron localization of WS₂/WSe₂ moiré superlattices in momentum space *Sci. Adv.* **7** eabf4387
- [28] Brotons-Gisbert M, Baek H, Molina-Sánchez A, Campbell A, Scerri E, White D, Watanabe K, Taniguchi T, Bonato C and Gerardot B D 2020 Spin-layer locking of interlayer excitons trapped in moiré potentials *Nat. Mater.* **19** 630–6
- [29] Anderson E, Fan F-R, Cai J, Holtzmann W, Taniguchi T, Watanabe K, Xiao D, Yao W and Xu X 2023 Programming correlated magnetic states with gate-controlled moiré geometry *Science* **381** 325–30
- [30] Huang X, Wang T, Miao S, Wang C, Li Z, Lian Z, Taniguchi T, Watanabe K, Okamoto S, Xiao D, Shi S-F and Cui Y-T 2021 Correlated insulating states at fractional fillings of the WS₂/WSe₂ moiré lattice *Nat. Phys.* **17** 715–9
- [31] Ghiotto A, Shih E-M, Pereira G S S G, Rhodes D A, Kim B, Zang J, Millis A J, Watanabe K, Taniguchi T, Hone J C, Wang L, Dean C R and Pasupathy A N 2021 Quantum criticality in twisted transition metal dichalcogenides *Nature* **597** 345–9
- [32] Karni O, Barré E, Pareek V, Georgaras J D, Man M K L, Sahoo C, Bacon D R, Zhu X, Ribeiro H B, O’Beirne A L, Hu J, Al-Mahboob A, Abdelrasoul M M M, Chan N S, Karmakar A, Winchester A J, Kim B, Watanabe K, Taniguchi T, Barmak K, Madéo J, Da Jornada F H, Heinz T F and Dani K M 2022 Structure of the moiré exciton captured by imaging its electron and hole *Nature* **603** 247–52
- [33] Boschini F, Zonno M and Damascelli A 2024 Time-resolved ARPES studies of quantum materials *Rev. Mod. Phys.* **96** 015003
- [34] Grubišić Čabo A, Miwa J A, Grønberg S S, Riley J M, Johannsen J C, Cacho C, Alexander O, Chapman R T, Springate E, Grioni M, Lauritsen J V, King P D C, Hofmann P and Ulstrup S 2015 Observation of Ultrafast Free Carrier Dynamics in Single Layer MoS₂ *Nano Lett.* **15** 5883–7
- [35] Christiansen D, Selig M, Malic E, Ernstorfer R and Knorr A 2019 Theory of exciton dynamics in time-resolved ARPES: Intra- and intervalley scattering in two-dimensional semiconductors *Phys. Rev. B* **100** 205401
- [36] Stefanucci G and Perfetto E 2021 From carriers and virtual excitons to exciton populations: Insights into time-resolved ARPES spectra from an exactly solvable model *Phys. Rev. B* **103** 245103
- [37] Sangalli D 2021 Excitons and carriers in transient absorption and time-resolved ARPES spectroscopy: An *ab initio* approach *Phys. Rev. Materials* **5** 083803
- [38] Lin Y, Chan Y, Lee W, Lu L-S, Li Z, Chang W-H, Shih C-K, Kaindl R A, Louie S G and Lanzara A 2022 Exciton-driven renormalization of quasiparticle band structure in monolayer MoS₂ *Phys. Rev. B* **106** L081117
- [39] Schmitt D, Bange J P, Bennecke W, AlMutairi A, Meneghini G, Watanabe K, Taniguchi T, Steil D, Luke D R, Weitz R T, Steil S, Jansen G S M, Brem S, Malic E, Hofmann S, Reutzel M and Mathias S 2022 Formation of moiré interlayer excitons in space and time *Nature* **608** 499–503

- [40] Du L, Molas M R, Huang Z, Zhang G, Wang F and Sun Z 2023 Moiré photonics and optoelectronics *Science* **379** eadg0014
- [41] Förg M, Colombier L, Patel R K, Lindlau J, Mohite A D, Yamaguchi H, Glazov M M, Hunger D and Högele A 2019 Cavity-control of interlayer excitons in van der Waals heterostructures *Nat Commun* **10** 3697
- [42] Qian C, Troue M, Figueiredo J, Soubelet P, Villafañe V, Beierlein J, Klempt S, Stier A V, Höfling S, Holleitner A W and Finley J J 2024 Lasing of moiré trapped MoSe₂/WSe₂ interlayer excitons coupled to a nanocavity *Sci. Adv.* **10** eadk6359
- [43] Lin Q, Fang H, Kalaboukhov A, Liu Y, Zhang Y, Fischer M, Li J, Hagel J, Brem S, Malic E, Stenger N, Sun Z, Wubs M and Xiao S 2024 Moiré-engineered light-matter interactions in MoS₂/WSe₂ heterobilayers at room temperature *Nat Commun* **15** 8762
- [44] Zhang L, Wu F, Hou S, Zhang Z, Chou Y H, Watanabe K, Taniguchi T, Forrest S R and Deng H 2021 Van der Waals heterostructure polaritons with moiré-induced nonlinearity *Nature* **591** 61–5
- [45] Oudich M, Kong X, Zhang T, Qiu C and Jing Y 2024 Engineered moiré photonic and phononic superlattices *Nat. Mater.* **23** 1169–78
- [46] Kimel A, Zvezdin A, Sharma S, Shallcross S, de Sousa N, García-Martín A, Salvan G, Hamrle J, Stejskal O, McCord J, Tacchi S, Carlotti G, Gambardella P, Salis G, Münzenberg M, Schultze M, Temnov V, Bychkov I V, Kotov L N, Maccaferri N, Ignatyeva D, Belotelov V, Donnelly C, Rodriguez A H, Matsuda I, Ruchon T, Fanciulli M, Sacchi M, Du C R, Wang H, Armitage N P, Schubert M, Darakchieva V, Liu B, Huang Z, Ding B, Berger A and Vavassori P 2022 The 2022 magneto-optics roadmap *Journal of Physics D: Applied Physics* **55** 463003
- [47] Mak K F, He K, Shan J and Heinz T F 2012 Control of valley polarization in monolayer MoS₂ by optical helicity *Nature Nanotechnology* **7** 494–8
- [48] Zeng H, Dai J, Yao W, Xiao D and Cui X 2012 Valley polarization in MoS₂ monolayers by optical pumping *Nature Nanotechnology* **7** 490–3
- [49] Zhu C R, Zhang K, Glazov M, Urbaszek B, Amand T, Ji Z W, Liu B L and Marie X 2014 Exciton valley dynamics probed by Kerr rotation in WSe₂ monolayers *Physical Review B* **90** 161302
- [50] Song X, Xie S, Kang K, Park J and Sih V 2016 Long-Lived Hole Spin/Valley Polarization Probed by Kerr Rotation in Monolayer WSe₂ *Nano Letters* **16** 5010–4
- [51] Volmer F, Pissinger S, Ersfeld M, Kuhlen S, Stampfer C and Beschoten B 2017 Intervalley dark trion states with spin lifetimes of 150 ns in WSe₂ *Physical Review B* **95** 235408
- [52] Lagarde D, Bouet L, Marie X, Zhu C R, Liu B L, Amand T, Tan P H and Urbaszek B 2014 Carrier and Polarization Dynamics in Monolayer MoS₂ *Physical Review Letters* **112** 047401
- [53] McCormick E J, Newburger M J, Luo Y K, McCreary K M, Singh S, Martin I B, Cichewicz E J, Jonker B T and Kawakami R K 2017 Imaging spin dynamics in monolayer WS₂ by time-resolved Kerr rotation microscopy *2D Materials* **5** 011010

- [54] Schwemmer M, Nagler P, Hanninger A, Schüller C and Korn T 2017 Long-lived spin polarization in n-doped MoSe₂ monolayers *Applied Physics Letters* **111** 082404
- [55] Yang L, Sinitsyn N A, Chen W, Yuan J, Zhang J, Lou J and Crooker S A 2015 Long-lived nanosecond spin relaxation and spin coherence of electrons in monolayer MoS₂ and WS₂ *Nature Physics* **11** 830–4
- [56] Ersfeld M, Volmer F, Rathmann L, Kotewitz L, Heithoff M, Lohmann M, Yang B, Watanabe K, Taniguchi T, Bartels L, Shi J, Stampfer C and Beschoten B 2020 Unveiling Valley Lifetimes of Free Charge Carriers in Monolayer WSe₂ *Nano Lett.* **20** 3147–54
- [57] Ersfeld M, Volmer F, de Melo P M M C, de Winter R, Heithoff M, Zanolli Z, Stampfer C, Verstraete M J and Beschoten B 2019 Spin States Protected from Intrinsic Electron–Phonon Coupling Reaching 100 ns Lifetime at Room Temperature in MoSe₂ *Nano Lett.* **19** 4083–90
- [58] Guimarães M H D and Koopmans B 2018 Spin Accumulation and Dynamics in Inversion-Symmetric van der Waals Crystals *Physical Review Letters* **120** 266801
- [59] Kumar A, Yagodkin D, Stetzuhn N, Kovalchuk S, Melnikov A, Elliott P, Sharma S, Gahl C and Bolotin K I 2021 Spin/Valley Coupled Dynamics of Electrons and Holes at the MoS₂–MoSe₂ Interface *Nano Lett.* **21** 7123–30
- [60] Rojas-Lopez R R, Hendriks F, Wal C H van der, Guimarães P S S and Guimarães M H D 2023 Magnetic field control of light-induced spin accumulation in monolayer MoSe₂ *2D Mater.* **10** 035013
- [61] Gilardoni C M, Hendriks F, van der Wal C H and Guimarães M H D 2021 Symmetry and control of spin-scattering processes in two-dimensional transition metal dichalcogenides *Phys. Rev. B* **103** 115410
- [62] Jones A M, Yu H, Ross J S, Klement P, Ghimire N J, Yan J, Mandrus D G, Yao W and Xu X 2014 Spin–layer locking effects in optical orientation of exciton spin in bilayer WSe₂ *Nature Physics* **10** 130–4
- [63] Gong Z, Liu G-B, Yu H, Xiao D, Cui X, Xu X and Yao W 2013 Magnetoelectric effects and valley-controlled spin quantum gates in transition metal dichalcogenide bilayers *Nature Communications* **4** 1–6
- [64] Go D, Jo D, Lee H-W, Kläui M and Mokrousov Y 2021 Orbitronics: Orbital currents in solids *EPL* **135** 37001
- [65] Lee J, Wang Z, Xie H, Mak K F and Shan J 2017 Valley magnetoelectricity in single-layer MoS₂ *Nature Materials* **16** 887–91
- [66] Jiang Y, Chen S, Zheng W, Zheng B and Pan A 2021 Interlayer exciton formation, relaxation, and transport in TMD van der Waals heterostructures *Light Sci Appl* **10** 72
- [67] Jauregui L A, Joe A Y, Pistunova K, Wild D S, High A A, Zhou Y, Scuri G, De Greve K, Sushko A, Yu C-H, Taniguchi T, Watanabe K, Needleman D J, Lukin M D, Park H and Kim P 2019 Electrical control of interlayer exciton dynamics in atomically thin heterostructures *Science* **366** 870–5

- [68] Park S, Kim D and Seo M-K 2021 Plasmonic Photonic Crystal Mirror for Long-Lived Interlayer Exciton Generation *ACS Photonics* **8** 3619–26
- [69] Hendriks F and Guimarães M H D 2021 Enhancing magneto-optic effects in two-dimensional magnets by thin-film interference *AIP Advances* **11** 035132
- [70] Lyons T P, Gillard D, Molina-Sánchez A, Misra A, Withers F, Keatley P S, Kozikov A, Taniguchi T, Watanabe K, Novoselov K S, Fernández-Rossier J and Tartakovskii A I 2020 Interplay between spin proximity effect and charge-dependent exciton dynamics in MoSe₂/CrBr₃ van der Waals heterostructures *Nat Commun* **11** 6021
- [71] Ciorciaro L, Kroner M, Watanabe K, Taniguchi T and Imamoglu A 2020 Observation of Magnetic Proximity Effect Using Resonant Optical Spectroscopy of an Electrically Tunable $\text{MoSe}_2/\text{CrBr}_3$ Heterostructure *Phys. Rev. Lett.* **124** 197401
- [72] Schmidt H, Giustiniano F and Eda G 2015 Electronic transport properties of transition metal dichalcogenide field-effect devices: surface and interface effects *Chem. Soc. Rev.* **44** 7715–36
- [73] Massicotte M, Schmidt P, Violla F, Watanabe K, Taniguchi T, Tielrooij K J and Koppens F H L 2016 Photo-thermionic effect in vertical graphene heterostructures *Nat Commun* **7** 12174
- [74] Mele E J and Joannopoulos J D 1978 Theory of metal-semiconductor interfaces *Phys. Rev. B* **17** 1528–39
- [75] Celano U and Maccaferri N 2019 Chasing Plasmons in Flatland *Nano Lett.* **19** 7549–52
- [76] Zhang H, Abhiraman B, Zhang Q, Miao J, Jo K, Roccasecca S, Knight M W, Davoyan A R and Jariwala D 2020 Hybrid exciton-plasmon-polaritons in van der Waals semiconductor gratings *Nat Commun* **11** 3552
- [77] Davoodi F and Talebi N 2021 Plasmon–Exciton Interactions in Nanometer-Thick Gold-WSe₂ Multilayer Structures: Implications for Photodetectors, Sensors, and Light-Emitting Devices *ACS Appl. Nano Mater.* **4** 6067–74
- [78] Vogelsang J, Wittenbecher L, Pan D, Sun J, Mikaelsson S, Arnold C L, L’Huillier A, Xu H and Mikkelsen A 2021 Coherent Excitation and Control of Plasmons on Gold Using Two-Dimensional Transition Metal Dichalcogenides *ACS Photonics* **8** 1607–15
- [79] Luhar B, Dhankhar R, Nair R V, Soni A, Kamath N S, Pal S K and Balakrishnan V 2024 Charge Transfer Mediated Photoluminescence Engineering in WS₂ Monolayers for Optoelectronic Application *ACS Appl. Nano Mater.* **7** 22350–9
- [80] Koya A N, Romanelli M, Kuttruff J, Henriksson N, Stefanu A, Grinblat G, De Andres A, Schnur F, Vanzan M, Marsili M, Rahaman M, Viejo Rodríguez A, Tapani T, Lin H, Dana B D, Lin J, Barbillon G, Zaccaria R P, Brida D, Jariwala D, Veisz L, Cortes E, Corni S, Garoli D and Maccaferri N 2022 Advances in ultrafast plasmonics *Advances in ultrafast plasmonics*
- [81] Maccaferri N, Meuret S, Kornienko N and Jariwala D 2020 Speeding up Nanoscience and Nanotechnology with Ultrafast Plasmonics *Nano Letters* **20** 5593–6

- [82] Govorov A O, Bryant G W, Zhang W, Skeini T, Lee J, Kotov N A, Slocik J M and Naik R R 2006 Exciton–Plasmon Interaction and Hybrid Excitons in Semiconductor–Metal Nanoparticle Assemblies *Nano Lett.* **6** 984–94
- [83] Kang Y, Najmaei S, Liu Z, Bao Y, Wang Y, Zhu X, Halas N J, Nordlander P, Ajayan P M, Lou J and Fang Z 2014 Plasmonic Hot Electron Induced Structural Phase Transition in a MoS_2 Monolayer *Advanced Materials* **26** 6467–71
- [84] Li Z, Ezhilarasu G, Chatzakis I, Dhall R, Chen C-C and Cronin S B 2015 Indirect Band Gap Emission by Hot Electron Injection in Metal/ MoS_2 and Metal/ WSe_2 Heterojunctions *Nano Lett.* **15** 3977–82
- [85] Lee H S, Luong D H, Kim M S, Jin Y, Kim H, Yun S and Lee Y H 2016 Reconfigurable exciton-plasmon interconversion for nanophotonic circuits *Nat Commun* **7** 13663
- [86] Wang L, Wang Z, Wang H-Y, Grinblat G, Huang Y-L, Wang D, Ye X-H, Li X-B, Bao Q, Wee A-S, Maier S A, Chen Q-D, Zhong M-L, Qiu C-W and Sun H-B 2017 Slow cooling and efficient extraction of C-exciton hot carriers in MoS_2 monolayer *Nat Commun* **8** 13906
- [87] Zhang Z, Liu L, Fang W-H, Long R, Tokina M V and Prezhdo O V 2018 Plasmon-Mediated Electron Injection from Au Nanorods into MoS_2 : Traditional versus Photoexcitation Mechanism *Chem* **4** 1112–27
- [88] Lee C, Park Y and Park J Y 2019 Hot electrons generated by intraband and interband transition detected using a plasmonic Cu/TiO_2 nanodiode *RSC Adv.* **9** 18371–6
- [89] Chen Y-H, Tamming R, Chen K, Zhang Z, Liu F, Zhang Y, Hodgkiss J, Blaikie R, Ding B and Qiu M 2020 Bandgap Control in Two-Dimensional Semiconductors via Coherent Doping of Plasmonic Hot Electrons *Nature Communications* **12** 4332
- [90] Tagliabue G, DuChene J S, Abdellah M, Habib A, Gosztola D J, Hattori Y, Cheng W-H, Zheng K, Canton S E, Sundararaman R, Sá J and Atwater H A 2020 Ultrafast hot-hole injection modifies hot-electron dynamics in Au/p-GaN heterostructures *Nat. Mater.* **19** 1312–8
- [91] Camargo F V A, Ben-Shahar Y, Nagahara T, Panfil Y E, Russo M, Banin U and Cerullo G 2021 Visualizing Ultrafast Electron Transfer Processes in Semiconductor–Metal Hybrid Nanoparticles: Toward Excitonic–Plasmonic Light Harvesting *Nano Letters* **21** 1461–8
- [92] Jo K, Stevens C E, Choi B, El-Khoury P Z, Hendrickson J R and Jariwala D 2024 Core/Shell-Like Localized Emission at Atomically Thin Semiconductor–Au Interface *Nano Lett.* [acs.nanolett.3c03790](https://doi.org/10.1021/acs.nanolett.3c03790)
- [93] Liu B, Ma Y, Zhang A, Chen L, Abbas A N, Liu Y, Shen C, Wan H and Zhou C 2016 High-Performance WSe_2 Field-Effect Transistors via Controlled Formation of In-Plane Heterojunctions *ACS Nano* **10** 5153–60
- [94] Wong J, Jariwala D, Tagliabue G, Tat K, Davoyan A R, Sherrott M C and Atwater H A 2017 High Photovoltaic Quantum Efficiency in Ultrathin van der Waals Heterostructures *ACS Nano* **11** 7230–40

- [95] Lince J R, Carré D J and Fleischauer P D 1987 Schottky-barrier formation on a covalent semiconductor without Fermi-level pinning: The metal- MoS₂ (0001) interface *Phys. Rev. B* **36** 1647–56
- [96] Keller K R, Rojas-Aedo R, Zhang H, Schweizer P, Allerbeck J, Brida D, Jariwala D and Maccaferri N 2022 Ultrafast Thermionic Electron Injection Effects on Exciton Formation Dynamics at a van der Waals Semiconductor/Metal Interface *ACS Photonics* **9** 2683–90
- [97] Chen D, Anantharaman S B, Wu J, Qiu D Y, Jariwala D and Guo P 2024 Optical spectroscopic detection of Schottky barrier height at a two-dimensional transition-metal dichalcogenide/metal interface *Nanoscale* **16** 5169–76
- [98] Pogna E A A, Jia X, Principi A, Block A, Banszerus L, Zhang J, Liu X, Sohler T, Forti S, Soundarapandian K, Terrés B, Mehew J D, Trovatiello C, Coletti C, Koppens F H L, Bonn M, Wang H I, van Hulst N, Verstraete M J, Peng H, Liu Z, Stampfer C, Cerullo G and Tielrooij K-J 2021 Hot-Carrier Cooling in High-Quality Graphene Is Intrinsically Limited by Optical Phonons *ACS Nano* **15** 11285–95
- [99] Trovatiello C, Piccinini G, Forti S, Fabbri F, Rossi A, De Silvestri S, Coletti C, Cerullo G and Dal Conte S 2022 Ultrafast hot carrier transfer in WS₂/graphene large area heterostructures *npj 2D Mater Appl* **6** 24
- [100] Kudlis A and Iorsh I 2021 Modeling excitonic Mott transitions in two-dimensional semiconductors *Phys. Rev. B* **103** 115307
- [101] Makino T, Tamura K, Chia C H, Segawa Y, Kawasaki M, Ohtomo A and Koinuma H 2002 Optical properties of ZnO:Al epilayers: Observation of room-temperature many-body absorption-edge singularity *Phys. Rev. B* **65** 121201
- [102] Yuan L, Chung T-F, Kuc A, Wan Y, Xu Y, Chen Y P, Heine T and Huang L 2018 Photocarrier generation from interlayer charge-transfer transitions in WS₂-graphene heterostructures *Sci. Adv.* **4** e1700324
- [103] Fu S, Du Fossé I, Jia X, Xu J, Yu X, Zhang H, Zheng W, Krasel S, Chen Z, Wang Z M, Tielrooij K-J, Bonn M, Houtepen A J and Wang H I 2021 Long-lived charge separation following pump-wavelength-dependent ultrafast charge transfer in graphene/WS₂ heterostructures *Sci. Adv.* **7** eabd9061
- [104] Chen W T, Zhu A Y and Capasso F 2020 Flat optics with dispersion-engineered metasurfaces *Nature Reviews Materials* **5** 604–20
- [105] Neshev D and Aharonovich I 2018 Optical metasurfaces: new generation building blocks for multifunctional optics *Light: Science and Applications* **7** 1–5
- [106] Li G, Zhang S and Zentgraf T 2017 Nonlinear photonic metasurfaces *Nature Reviews Materials* **2** 1–14
- [107] Turunen M, Brotons-Gisbert M, Dai Y, Wang Y, Scerri E, Bonato C, Jöns K D, Sun Z and Gerardot B D 2022 Quantum photonics with layered 2D materials *Nature Reviews Physics* **4** 219–36

- [108] Cotrufo M, Sun L, Choi J, Alù A and Li X 2019 Enhancing functionalities of atomically thin semiconductors with plasmonic nanostructures *Nanophotonics* **8** 577–98
- [109] Sortino L, Zotev P G, Mignuzzi S, Cambiasso J, Schmidt D, Genco A, Aßmann M, Bayer M, Maier S A, Sapienza R and Tartakovskii A I 2019 Enhanced light-matter interaction in an atomically thin semiconductor coupled with dielectric nano-antennas *Nat Commun* **10** 5119
- [110] Sigle D O, Mertens J, Herrmann L O, Bowman R W, Ithurria S, Dubertret B, Shi Y, Yang H Y, Tserkezis C, Aizpurua J and Baumberg J J 2015 Monitoring Morphological Changes in 2D Monolayer Semiconductors Using Atom-Thick Plasmonic Nanocavities *ACS Nano* **9** 825–30
- [111] Zhang L, Gogna R, Burg W, Tutuc E and Deng H 2018 Photonic-crystal exciton-polaritons in monolayer semiconductors *Nat Commun* **9** 713
- [112] Bucher T, Vaskin A, Mupparapu R, Löchner F J F, George A, Chong K E, Fasold S, Neumann C, Choi D-Y, Eilenberger F, Setzpfandt F, Kivshar Y S, Pertsch T, Turchanin A and Staude I 2019 Tailoring Photoluminescence from MoS₂ Monolayers by Mie-Resonant Metasurfaces *ACS Photonics* **6** 1002–9
- [113] Bernhardt N, Koshelev K, White S J U, Meng K W C, Fröch J E, Kim S, Tran T T, Choi D-Y, Kivshar Y and Solntsev A S 2020 Quasi-BIC Resonant Enhancement of Second-Harmonic Generation in WS₂ Monolayers *Nano Lett.* **20** 5309–14
- [114] Shi J, Lin M H, Chen I T, Estakhri N M, Zhang X Q, Wang Y, Chen H Y, Chen C A, Shih C K, Alu A, Li X, Lee Y H and Gwo S 2017 Cascaded exciton energy transfer in a monolayer semiconductor lateral heterostructure assisted by surface plasmon polariton *Nature Communications* **8** 1–6
- [115] Zhou Y, Scuri G, Wild D S, High A A, Dibos A, Jauregui L A, Shu C, De Greve K, Pistunova K, Joe A Y, Taniguchi T, Watanabe K, Kim P, Lukin M D and Park H 2017 Probing dark excitons in atomically thin semiconductors via near-field coupling to surface plasmon polaritons *Nature Nanotechnology* **12** 856–60
- [116] Latini S, Ronca E, De Giovannini U, Hübener H and Rubio A 2019 Cavity Control of Excitons in Two-Dimensional Materials *Nano Letters* **19** 3473–9
- [117] Frisk Kockum A, Miranowicz A, De Liberato S, Savasta S and Nori F 2019 Ultrastrong coupling between light and matter *Nature Reviews Physics* **1** 19–40
- [118] Huang J, Akselrod G M, Ming T, Kong J and Mikkelsen M H 2018 Tailored emission spectrum of 2D semiconductors using plasmonic nanocavities *ACS Photonics* **5** 552–8
- [119] Tran T N, Kim S, White S J U, Nguyen M A P, Xiao L, Strauf S, Yang T, Aharonovich I and Xu Z Q 2021 Enhanced Emission from Interlayer Excitons Coupled to Plasmonic Gap Cavities *Small* **17** 1–7
- [120] Paik E Y, Zhang L, Burg G W, Gogna R, Tutuc E and Deng H 2019 Interlayer exciton laser of extended spatial coherence in atomically thin heterostructures *Nature* **576** 80–4
- [121] Zhao J, Fieramosca A, Dini K, Bao R, Du W, Su R, Luo Y, Zhao W, Sanvitto D, Liew T C H and Xiong Q 2023 Exciton polariton interactions in Van der Waals superlattices at room temperature *Nature Communications* **14** 1512

- [122] Dibos A M, Zhou Y, Jauregui L A, Scuri G, Wild D S, High A A, Taniguchi T, Watanabe K, Lukin M D, Kim P and Park H 2019 Electrically tunable exciton-plasmon coupling in a WSe₂ monolayer embedded in a plasmonic crystal cavity *Nano Letters* **19** 3543–7
- [123] Dai S, FEI Z, MA Q, RODIN A S, WAGNER M, MCLEOD A S, LIU M K, GANNETT W, REGAN W, WATANABE K, TANIGUCHI T, THIEMENS M, DOMINGUEZ G, NETO A H C, ZETTL A, KEILMANN F, JARILLO-HERRERO P, FOGLER M M and BASOV D N 2014 Tunable Phonon Polaritons in Atomically Thin van der Waals Crystals of Boron Nitride *Science* **343** 1125–9
- [124] Ni G X, McLeod A S, Sun Z, Wang L, Xiong L, Post K W, Sunku S S, Jiang B Y, Hone J, Dean C R, Fogler M M and Basov D N 2018 Fundamental limits to graphene plasmonics *Nature* **557** 530–3
- [125] Basov D N, Fogler M M and García De Abajo F J 2016 Polaritons in van der Waals materials *Science* **354**
- [126] Schneider C, Glazov M M, Korn T, Höfling S and Urbaszek B 2018 Two-dimensional semiconductors in the regime of strong light-matter coupling *Nat Commun* **9** 2695
- [127] Liu W, Lee B, Naylor C H, Ee H S, Park J, Johnson A T C and Agarwal R 2016 Strong Exciton-Plasmon Coupling in MoS₂ Coupled with Plasmonic Lattice *Nano Letters* **16** 1262–9
- [128] Yu Y, Yu Y, Huang L, Peng H, Xiong L and Cao L 2017 Giant Gating Tunability of Optical Refractive Index in Transition Metal Dichalcogenide Monolayers *Nano Letters* **17** 3613–8
- [129] Kühner L, Sortino L, Tilmann B, Weber T, Watanabe K, Taniguchi T, Maier S A and Tittl A 2023 High-*Q* Nanophotonics over the Full Visible Spectrum Enabled by Hexagonal Boron Nitride Metasurfaces *Advanced Materials* **35** 2209688
- [130] van de Groep J, Song J H, Celano U, Li Q, Kik P G and Brongersma M L 2020 Exciton resonance tuning of an atomically thin lens *Nature Photonics* **14** 426–30
- [131] Li Z, Liu C, Rong X, Luo Y, Cheng H, Zheng L, Lin F, Shen B, Gong Y, Zhang S and Fang Z 2018 Tailoring MoS₂ valley-polarized photoluminescence with super chiral near-field *Advanced Materials* **30**
- [132] Green T D, Baranov D G, Munkhbat B, Verre R, Shegai T and Käll M 2020 Optical material anisotropy in high-index transition metal dichalcogenide Mie nanoresonators *Optica* **7** 680
- [133] Verre R, Baranov D G, Munkhbat B, Cuadra J, Käll M and Shegai T 2019 Transition metal dichalcogenide nanodisks as high-index dielectric Mie nanoresonators *Nature Nanotechnology* **14** 679–83
- [134] Hsu C, Frisenda R, Schmidt R, Arora A, de Vasconcellos S M, Bratschitsch R, van der Zant H S J and Castellanos-Gomez A 2019 Thickness-Dependent Refractive Index of 1L, 2L, and 3L MoS₂, MoSe₂, WS₂, and WSe₂ *Advanced Optical Materials* **7**
- [135] Yang J, Wang Z, Wang F, Xu R, Tao J, Zhang S, Qin Q, Luther-Davies B, Jagadish C, Yu Z and Lu Y 2016 Atomically thin optical lenses and gratings *Light Sci Appl* **5** e16046–e16046

- [136] Kim S, Fröch J E, Christian J, Straw M, Bishop J, Totonjian D, Watanabe K, Taniguchi T, Toth M and Aharonovich I 2018 Photonic crystal cavities from hexagonal boron nitride *Nat Commun* **9** 2623
- [137] Ling H, Li R and Davoyan A R 2021 All van der Waals Integrated Nanophotonics with Bulk Transition Metal Dichalcogenides *ACS Photonics* **8** 721–30
- [138] Ermolaev G A, Grudinin D V, Stebunov Y V, Voronin K V, Kravets V G, Duan J, Mazitov A B, Tselikov G I, Bylinkin A, Yakubovsky D I, Novikov S M, Baranov D G, Nikitin A Y, Kruglov I A, Shegai T, Alonso-González P, Grigorenko A N, Arsenin A V, Novoselov K S and Volkov V S 2021 Giant optical anisotropy in transition metal dichalcogenides for next-generation photonics *Nat Commun* **12** 854
- [139] Slavich A S, Ermolaev G A, Tatmyshevskiy M K, Toksumakov A N, Matveeva O G, Grudinin D V, Voronin K V, Mazitov A, Kravtsov K V, Syuy A V, Tymbarenko D M, Mironov M S, Novikov S M, Kruglov I, Ghazaryan D A, Vyshnevyy A A, Arsenin A V, Volkov V S and Novoselov K S 2024 Exploring van der Waals materials with high anisotropy: geometrical and optical approaches *Light Sci Appl* **13** 68
- [140] Zotev P G, Wang Y, Sortino L, Severs Millard T, Mullin N, Conteduca D, Shagar M, Genco A, Hobbs J K, Krauss T F and Tartakovskii A I 2022 Transition Metal Dichalcogenide Dimer Nanoantennas for Tailored Light–Matter Interactions *ACS Nano* **16** 6493–505
- [141] Koshelev K, Lepeshov S, Liu M, Bogdanov A and Kivshar Y 2018 Asymmetric Metasurfaces with High- Q Resonances Governed by Bound States in the Continuum *Phys. Rev. Lett.* **121** 193903
- [142] Liu Z, Xu Y, Lin Y, Xiang J, Feng T, Cao Q, Li J, Lan S and Liu J 2019 High- Q Quasibound States in the Continuum for Nonlinear Metasurfaces *Phys. Rev. Lett.* **123** 253901
- [143] Weber T, Kühner L, Sortino L, Ben Mhenni A, Wilson N P, Kühne J, Finley J J, Maier S A and Tittl A 2023 Intrinsic strong light-matter coupling with self-hybridized bound states in the continuum in van der Waals metasurfaces *Nat. Mater.* **22** 970–6
- [144] Duan X, Wang B, Rong K, Liu C L, Gorovoy V, Mukherjee S, Kleiner V, Koren E and Hasman E 2023 Valley-addressable monolayer lasing through spin-controlled Berry phase photonic cavities *Science* **381** 1429–32
- [145] Chen Y, Qian S, Wang K, Xing X, Wee A, Loh K P, Wang B, Wu D, Chu J, Alu A, Lu P and Qiu C W 2022 Chirality-dependent unidirectional routing of WS₂ valley photons in a nanocircuit *Nature Nanotechnology* **17** 1178–82
- [146] Shreiner R, Hao K, Butcher A and High A A 2022 Electrically controllable chirality in a nanophotonic interface with a two-dimensional semiconductor *Nature Photonics* **16** 330–6
- [147] Sun L, Wang C Y, Krasnok A, Choi J, Shi J, Gomez-Diaz J S, Zepeda A, Gwo S, Shih C K, Alù A and Li X 2019 Separation of valley excitons in a MoS₂ monolayer using a subwavelength asymmetric groove array *Nature Photonics* **13** 180–4
- [148] Osborne I S 2018 Nanoscale chiral valley-photon interface *Science* **359** 409B