

Addressing general measurements in quantum Monte Carlo

Zhiyan Wang,^{1,2,3} Zenan Liu,^{2,3,*} Zhe Wang,^{2,3} and Zheng Yan^{2,3,†}

¹State Key Laboratory of Surface Physics and Department of Physics, Fudan University, Shanghai 200438, China

²Department of Physics, School of Science and Research Center for

Industries of the Future, Westlake University, Hangzhou 310030, China

³Institute of Natural Sciences, Westlake Institute for Advanced Study, Hangzhou 310024, China

(Dated: December 25, 2024)

Achieving general (off-diagonal) measurements is one of the most significant challenges in quantum Monte Carlo, which strongly limits its application during the decades of development. We propose a universal scheme to tackle the problems of general measurement. The target observables are expressed as the ratio of two types of partition functions $\langle O \rangle = \bar{Z}/Z$, where $\bar{Z} = \text{tr}(Oe^{-\beta H})$ and $Z = \text{tr}(e^{-\beta H})$. These two partition functions can be estimated separately within the reweight-annealing frame, and then be connected by an easily solvable reference point. We have successfully applied this scheme to XXZ model and transverse field Ising model, from 1D to 2D systems, from two-body to multi-body correlations and even non-local disorder operators, and from equal-time to imaginary-time correlations. The reweighting path is not limited to physical parameters, but also works for space and (imaginary) time. Our work paves an easy and efficient way to capture the complex off-diagonal operators in quantum Monte Carlo simulation, which provides new insight to address the challenge of quantum Monte Carlo.

I. INTRODUCTION

Quantum Monte Carlo (QMC) is a highly promising numerical method without approximations for large-scale or high-dimensional quantum many-body systems, capable of simulating complex systems with an exponential degree of freedom while maintaining polynomial computation complexity [1–25]. Despite the maturity of QMC techniques after decades of development [15, 26–41], there remain two significant challenges that greatly limit its application. The first is the famous sign problem [34, 35, 42–58], and the second is the issue of general (off-diagonal) measurements [7, 10, 16, 30, 59]. In this work, we will focus on the enduring challenge of measuring general (off-diagonal) observables.

Unlike other numerical methods, QMC cannot directly obtain the wave-function of ground state. Typically, the evaluation of a physical quantity $\langle O \rangle$ in QMC is derived as follows: $\langle O \rangle = \text{tr}(Oe^{-\beta H})/Z$, where $Z = \text{tr}(e^{-\beta H})$ is the partition function (PF), β is the inverse temperature and H is the Hamiltonian. For simplicity, we define $\bar{Z} = \text{tr}(Oe^{-\beta H})$, hence $\langle O \rangle = \bar{Z}/Z$. In a standard QMC framework, the partition function Z can be generally decomposed into the sum of all the weights, i.e. $Z = \sum_i W_i$. If the operator O can be treated as a number O_i under the configuration of W_i , which corresponds to a diagonal measurement, the physical quantity can be readily estimated in the form

$$\langle O \rangle = \frac{\bar{Z}}{Z} = \frac{\sum_i O_i W_i}{Z} \quad (1)$$

In this case, the value O_i can be directly obtained when we sample the configurations W_i of the PF, making diag-

onal measurements straightforward in the QMC framework. It is clear that two PFs, $\bar{Z} = \sum_i O_i W_i$ and $Z = \sum_i W_i$, share the same set of configurations $\{W_i\}$, but differ in their associated values, with O_i for \bar{Z} and 1 for Z . Consequently, sampling the configurations $\{W_i\}$ is sufficient to capture the expectation value $\langle O \rangle = \bar{Z}/Z$.

However, the situation would deteriorate significantly during off-diagonal measurements. Off-diagonal operators typically alter the existing configurations $\{W_i\}$ of $Z = \sum_i W_i$, resulting in new configurations $\{W'_i\}$ for $\bar{Z} = \sum_i W'_i$ that are entirely distinct from the original set $\{W_i\}$. This implies that we are unable to obtain samples $\{W'_i\}$ within the framework of conventional QMC methods, which are designed to sample from $\{W_i\}$. As shown in Fig. 1 (a), two PFs no longer share the same configurations, making it impossible to simulate their ratio directly. Furthermore, it is usually impossible to design updates between $\{W_i\}$ and $\{W'_i\}$ in QMC algorithms [60]. This represents the fundamental challenge in the off-diagonal measurements.

In some special cases, certain off-diagonal observables can be extracted in ingenious ways. For instance, two-body Green's functions can be obtained within the frame of worm-like QMC algorithm [9, 61–69]. The reason is that the configurations in the worm-like update process can be treated as samplings of the two-point Green's function. However, multi-body Green's functions remain challenging to be extracted even with this specialized approach and the worm-like algorithm only works in several models. In addition, if the off-diagonal operator to be measured is a part of the Hamiltonian, it can be estimated through the sampling process [70]. As an instance, $\langle S^x \rangle$ can be measured in a transverse field Ising model (TFIM) [71, 72]. Another example is that, in the stochastic series expansion (SSE) method, the energy value can be calculated directly by counting the number of operators in the space-time configurations [2, 7, 73].

* liuzenan@westlake.edu.cn

† zhengyan@westlake.edu.cn

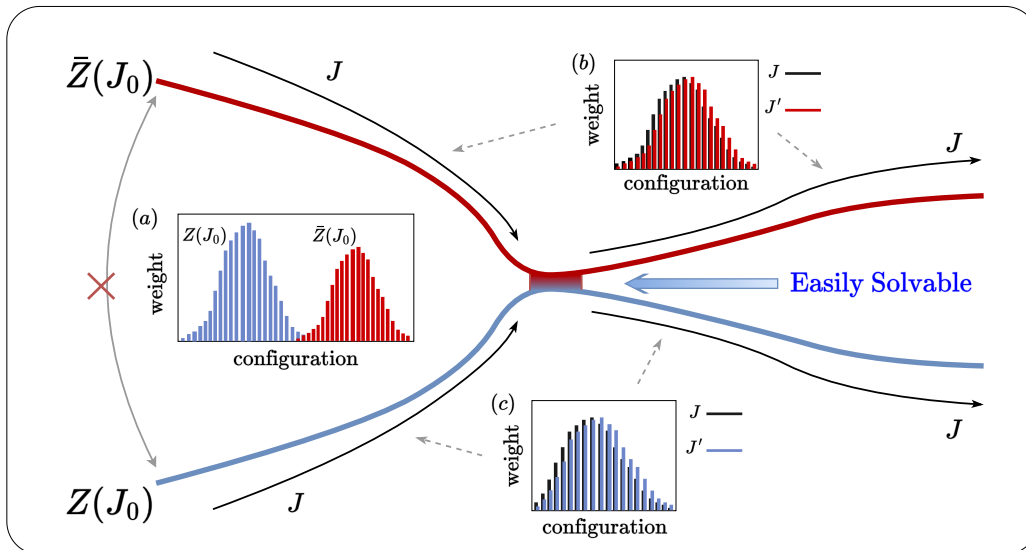


FIG. 1. Schematic diagram for the scheme of bipartite reweight-annealing. It is almost impossible to directly calculate the ratio $\bar{Z}(J_0)/Z(J_0)$ between two totally different distributions (partition functions), as shown in (a). However, the $\bar{Z}(J)/\bar{Z}(J_0)$ and $Z(J)/Z(J_0)$ can be simulated along a parameter path of J respectively, as Fig.(b) and (c) display. If there is an easily solvable point in the path of J , then the target ratio between the two PFs, $\bar{Z}(J_0)/Z(J_0)$, can be also solved.

Despite the importance of off-diagonal observables in quantum systems, there is currently no general method for measuring arbitrary operators in QMC.

Recently, a newly proposed method – reweight-annealing (RA) [74] has been successfully applied to determine the ratio of two same-type PFs at different parameters. In the reweight-annealing method, as shown in Fig. 1 (b) and (c), the PF at the parameter J' can be estimated using the value of PF at another parameter J by resetting the weights.

$$\frac{Z(J')}{Z(J)} = \left\langle \frac{W(J')}{W(J)} \right\rangle \quad (2)$$

where $W(J')$ and $W(J)$ represent the weights of the same sampled configuration but at different parameters J' and J . What Eq.(2) does is simulating the system Z under the parameter J , and measuring the ratio of weights $W(J')/W(J)$ in the sampled configurations, that is, the weight of this sampled configuration is $W(J)$ ($W(J')$) if the parameter is J (J'). However, this equation is effective only when the distributions $Z(J')$ and $Z(J)$ are adjacent, i.e. $J' \rightarrow J$. In this context, the importance sampling can be maintained [75]. Therefore, if the target parameters J and J' are far away from each other, a series of intermediate parameters $\{J_i\}$ need to be inserted to split the reweighting process by gradually moving from J to J' . This can be expressed as $Z(J')/Z(J) = Z(J')/Z(J_1) \times Z(J_1)/Z(J_2) \times \dots \times Z(J_i)/Z(J_{i+1}) \dots \times Z(J_n)/Z(J)$. Since the entire process involves annealing from one parameter to another with iterative reweighting, it is dubbed as "reweight-annealing" [74]. The similar spirit also has been developed in the high-energy physics and other fields [76–81].

Once a reference point $Z(J)$ is known, $Z(J')$ can be calculated through the ratio. It has been confirmed that the computation complexity of the RA method is polynomial if the ratio of two closest $Z(J)$ and $Z(J')$ is fixed in the division strategies [74]. Motivated by the reweighting spirit, we propose a novel scheme termed "bipartite reweight-annealing (BRA)" method to address the challenges of general measurements in QMC simulations. We will present several examples to demonstrate its feasibility and versatility.

II. BIPARTITE REWEIGHT-ANNEALING

In fact, the reweighting scheme is not only limited to the standard PF $Z(J)$ but can be applied to any distribution that varies with the related parameters. In practice, an off-diagonal observable can be treated as the ratio of two types of PFs $\langle O \rangle = \bar{Z}/Z$, where $\bar{Z} = \text{tr}(Oe^{-\beta H})$. This insight inspires us to reweight different kinds of PFs (the numerator $\bar{Z}(J)$ and denominator $Z(J)$) respectively, as Fig. 1 (b) and (c) show. The key idea is that we firstly calculate the ratios $\bar{Z}(J')/\bar{Z}(J)$ and $Z(J')/Z(J)$, and if we have a reference point $\bar{Z}(J)/Z(J)$ which is easily solvable (as displayed in Fig. 1), then the target measurement $\langle O(J') \rangle$ can be estimated in this approach:

$$\langle O(J') \rangle = \frac{\bar{Z}(J')}{Z(J')} = \frac{\bar{Z}(J)}{Z(J)} \times \frac{\bar{Z}(J')}{\bar{Z}(J)} \times \frac{Z(J)}{Z(J')} \quad (3)$$

This BRA avoids the intractable problem of calculating the ratio between two entirely different PFs (Fig 1 (a)) by translating it into a solvable framework. It is highly general and can be applied to almost all physical quantities.

In the following sections, we will employ this scheme to demonstrate several off-diagonal measurements that previously were rather difficult, even impossible to be calculated in QMC. Moreover, scanning the observables along the path of physical parameter to trace the phase diagram becomes natural and efficient in the BRA frame. Actually, we will show the annealing path is not limited to the physical parameter only, but also works for the degree of freedom in both space and time.

III. EQUAL-TIME OFF-DIAGONAL CORRELATIONS

As an example, we consider the Hamiltonian of the spin-1/2 XXZ model, which is given by:

$$H_{XXZ} = \sum_{\langle i,j \rangle} \left[\frac{1}{2}(S_i^+ S_j^- + S_i^- S_j^+) + \Delta S_i^z S_j^z \right] \quad (4)$$

where $\langle i,j \rangle$ denotes the nearest neighbors, Δ is the parameter that controls the anisotropy. The Hamiltonian can be simulated using the directed loop algorithm of the SSE method [9, 67, 82, 83]. In this method, the two-body Green's function $\langle S_i^+ S_j^- \rangle$ can be extracted through a worm-like sampling trick [10, 64, 66]. However, measuring a general off-diagonal correlation function is significantly more challenging.

Here, taking correlation of S^x operators as an example, we show how to measure it via varying the physical parameter Δ in our scheme,

$$\langle S_i^x S_j^x \rangle_\Delta = \frac{\text{tr}(S_i^x S_j^x e^{-\beta H})}{\text{tr}(e^{-\beta H})} = \frac{\bar{Z}(\Delta)}{Z(\Delta)} \quad (5)$$

where $\bar{Z}(\Delta)$ represents a general partition function with extra off-diagonal operators inserted, distinguished from a normal partition function without these extra off-diagonal operators. The calculation of $\langle S_i^y S_j^y \rangle$ is the same as $\langle S_i^x S_j^x \rangle$ in this frame, which has been explained in the appendix.

Firstly, we consider an obvious reference point of this model: $\Delta' = 1$, which has $O(3)$ spin rotation symmetry. At this point, the correlation $\langle S_i^z S_j^z \rangle$ is equal to $\langle S_i^x S_j^x \rangle$. Moreover, $\langle S_i^z S_j^z \rangle$ can be obtained through a diagonal measurement in a standard QMC framework. Therefore, the focus is on measuring the ratio of the partition functions. For convenience, we define that $\bar{Z}r = \bar{Z}(\Delta)/\bar{Z}(\Delta')$ and $Zr = Z(\Delta)/Z(\Delta')$. Then the Eq.(5) can be rewritten as

$$\langle S_i^x S_j^x \rangle_\Delta = \bar{Z}r/Zr \times \langle S_i^z S_j^z \rangle_{\Delta'=1} \quad (6)$$

In this way, the correlation of S^x operators can be easily calculated as Fig. 2 shows.

The QMC results are also compared with the exact diagonalization (ED) in order to demonstrate the reliability of this scheme. Fig.2 shows the calculation results

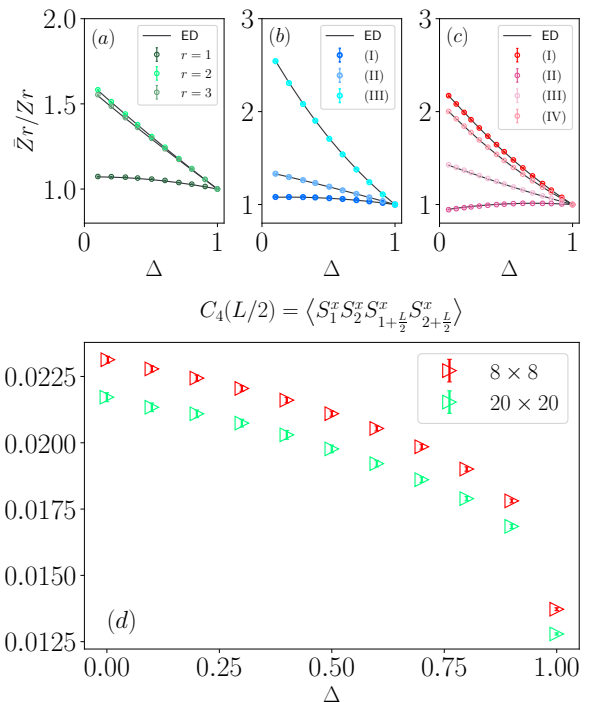


FIG. 2. The QMC simulations for off-diagonal operator correlations in the XXZ models comparing with ED results. (a) The ratio of two-point off-diagonal spin correlations as a function of the Ising coupling strength Δ for $L = 10$ with $\beta = 20$; $r = 1$ denotes the nearest-neighbor correlation function, while $r = 2$ and $r = 3$ represent next-nearest and next-next-nearest correlations, respectively. (b) The ratio of four-point off-diagonal correlation functions in one-dimension XXZ chain. Since the four-point correlation function is inconvenient to express by distance r , symbols are used to distinguish them that the (I), (II), and (III) representing three different patterns, as shown in the appendix. (c) The ratios of two-point and four-point off-diagonal correlation functions on a 4×2 lattice, where (I), (II), and (III) represent different types of two-point correlations, and (IV) denotes the four-point correlation. (d) The four-point correlations $\langle S_1^x S_2^x S_{1+L/2}^x S_{2+L/2}^x \rangle$ on 8×8 and 20×20 square lattice with $\beta = 2L$.

from ED and BRA. The subfigures (a) and (b) exhibit two-point correlations and four-point correlations, represented by $C_2(r) = \langle S_i^x S_{i+r}^x \rangle$ and $C_4 = \langle S_i^x S_j^x S_k^x S_l^x \rangle$ in an XXZ chain with $L = 10$ and $\beta = 20$. Similar simulation results of 2D lattice with $L_x = 4, L_y = 2, \beta = 2L_y$ are shown in the subfigure (c). The black line represents the ED results which match well with the QMC data. We have plotted only a few points on the graph for clarity, while the actual simulation data points of BRA are densely distributed.

One may feel that the $O(3)$ symmetry at $\Delta' = 1$ is a strict condition which is not general for an arbitrary model. Actually, it is convenient to introduce an auxiliary Hamiltonian H_0 with friendly symmetry or easily solvable property. As what quantum annealing does [84–86], we can set the BRA path as $tH + (1-t)H_0$ and

anneal from $t = 0$ to $t = 1$. This approach allows us to obtain the observable of the target Hamiltonian H .

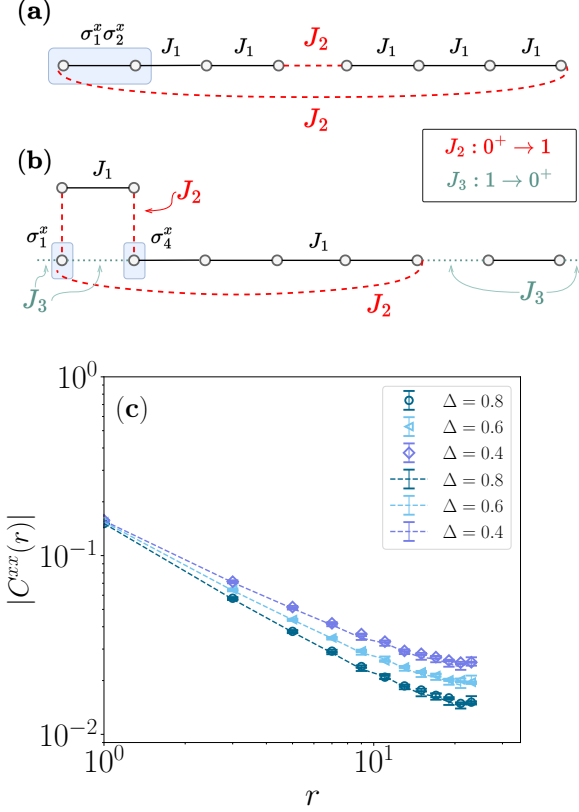


FIG. 3. The off-diagonal correlation measurement for S^x operators in the 1D XXZ model with $L = 48$. (a) The lattice diagram for annealing along the system size L . We incrementally tune the coupling J_2 from 0^+ to 1. (b) The lattice diagram for annealing along the distance r between S_1^x and S_{1+r}^x . We firstly gradually adjust the coupling J_2 from 0^+ to 1, then we gradually tune the coupling J_3 from 1 to 0^+ . (c) Two point off-diagonal correlations for system size $L = 48$ obtained from (a) and (b) annealing method (The dashed lines represent the above simulation method for annealing Δ with fixed $S_1^x S_{1+r}^x$).

Another choice for the reference point is to measure the observable through the ED method in small size, then anneal the small system to large size. In this approach, the system size L and distance r between S_1^x and S_{1+r}^x can be considered as BRA parameters. For instance, we can choose the $\langle S_1^x S_2^x \rangle$ for $L_0 = 4$ as a reference point, and then we obtain the $\langle S_1^x S_2^x \rangle$ for larger system L via adding the remaining sites $L - L_0$ to the original chain, as shown in the Fig.3(a). In this procedure, the interaction J_2 is tuned to couple 4 sites with $L - 4$ sites. When we fix the system size and choose the $\langle S_1^x S_2^x \rangle$ as a reference point, we can obtain the $\langle S_1^x S_{1+r}^x \rangle$ ($r > 1$) via adding some sites to the area between S_1^x and S_2^x and removing some sites at the end of this chain. We need to tune the coupling J_2 from 0^+ to 1 and also gradually adjust the coupling

J_3 from 1 to 0^+ , in order to keeping the chain length unchanged as displayed in the Fig.3(b). The benchmark results show the off-diagonal correlations from QMC are consistent with ED results (see appendix). This method certainly can be extended to the simulation of large systems. As shown in Fig.3, we obtain the off-diagonal correlation $C^{xx}(r) = \langle S_1^x S_{1+r}^x \rangle$ using the reweighting method of changing system size. In Fig.3 (b), $|C^{xx}(r)|$ has power-law decay, which reflects the physical feature of Luttinger liquid. As Δ decreases, the power-law parameter becomes smaller, which indicates the $S_i^x S_j^x$ correlation is enhanced and $S_i^z S_j^z$ correlation is weakened. Besides, we utilize the method of annealing Δ with fixed large-size $L = 48$ to obtain the curves of $|C^{xx}(r)|$ (dashed line in Fig. 3 (b)), which agrees well with the results through annealing L and r .

IV. SEPARABILITY

The second scheme, which involves annealing from a small system to larger system, inspires us to explore the separability of the general measurement in a large system. Without loss of generality, we consider a scenario where a large system is composed of two decoupled smaller subsystems as shown in Fig. 4. This approach can be easily extended to systems with multiple parts. In the decoupled case, the density matrix of the total system is the tensor product of the two density matrices, i.e. $\rho = \rho_A \otimes \rho_B$. Typically, we encounter two kinds of measured operators, $O_A + O_B$ and $O_A \otimes O_B$, they satisfy

$$\begin{aligned} \langle O_A \otimes O_B \rangle_{A \cup B} &= \frac{\text{tr}(\rho_A \otimes \rho_B O_A \otimes O_B)}{\text{tr}(\rho_A \otimes \rho_B)} \\ &= \frac{\text{tr}(\rho_A O_A) \text{tr}(\rho_B O_B)}{\text{tr}(\rho_A) \text{tr}(\rho_B)} \\ &= \langle O_A \rangle_A \langle O_B \rangle_B \end{aligned} \quad (7)$$

and

$$\begin{aligned} \langle O_A + O_B \rangle_{A \cup B} &= \frac{\text{tr}(\rho_A \otimes \rho_B (O_A + O_B))}{\text{tr}(\rho_A \otimes \rho_B)} \\ &= \frac{\text{tr}(\rho_A \otimes \rho_B O_A) + \text{tr}(\rho_A \otimes \rho_B O_B)}{\text{tr}(\rho_A \otimes \rho_B)} \\ &= \langle O_A \rangle_A + \langle O_B \rangle_B \end{aligned} \quad (8)$$

where $\langle \dots \rangle_{A \cup B}$ denotes the observable is measured in the total system $A \cup B$ and the coupling between A and B is zero. $\langle \dots \rangle_{A(B)}$ denotes the measurement in the subsystem A (B).

Based on the above two equations, we can firstly decompose a large system into several independent parts without coupling and measure the observables of each part via ED. By taking the ED result as a reference point, we then employ QMC to reweight the coupling between each parts from zero to the target value. Consequently, the final observable in the total system can be obtained in this way.

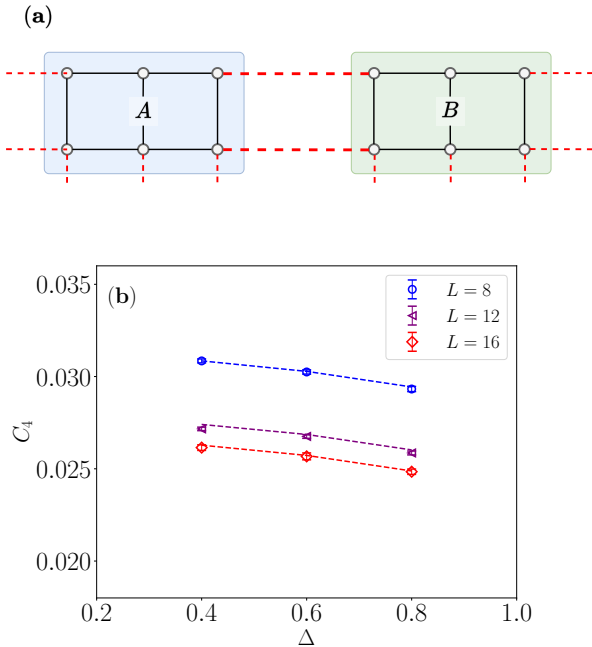


FIG. 4. (a) When a large system is decomposed into several parts without coupling, the measured observable can also be separated into the product of independent components. (b) The off-diagonal correlations obtained via the annealing from two small part A and B . Here $C_4 = \langle S_1^x S_2^x S_{L/2+1}^x S_{L/2+2}^x \rangle$. The $S_1^x S_2^x$ is set on the part A , and the $S_{L/2+1}^x S_{L/2+2}^x$ is set on the part B ($i = L/2 + 1$). The colorful dots are QMC results. And the dashed lines are the pure ED results.

For example, we assign $S_1^x S_2^x$ operator to subsystem A and another $S_i^x S_{i+1}^x$ operator to subsystem B . The expectation value $\langle S_1^x S_2^x \rangle_A$ and $\langle S_i^x S_{i+1}^x \rangle_B$ can be obtained via ED since the system size of A or B is small. Subsequently, we incrementally adjust the coupling J_{AB} between A and B to obtain the correlation $\langle S_1^x S_2^x S_i^x S_{i+1}^x \rangle$. As depicted in Fig.4, we utilize the above annealing method to obtain the four point off-diagonal correlation with different system size, and the reference points are obtained with small system size $L' = L/2$ via ED. The QMC results are in excellent agreement with the pure ED results, which demonstrates the reliability of this method. In the next section, we will use this approach to calculate disorder operators in 2D systems.

V. DISORDER OPERATOR

Here we investigate the off-diagonal measurement for the transverse Ising model (TFIM model). The Hamiltonian is given as follows,

$$H_{TFIM} = -J \sum_{\langle i,j \rangle} \sigma_i^z \sigma_j^z - h \sum_i \sigma_i^x \quad (9)$$

where $\sigma^{z/x}$ is the Pauli spin-1/2 matrix and $\langle i, j \rangle$ means the nearest-neighbor coupling. $h > 0$ is transverse field term and $J > 0$ is the ferromagnetic term [6]. Because the TFIM model only preserves Z_2 symmetry, we choose the $J = 0^+$ and $h = 1$ as a reference point. When $J = 0$, the reference point $\langle \sigma_i^x \sigma_j^x \rangle = 1$ since all the $\sigma^x = 1$. In the simulation, we can choose $J \rightarrow 0^+$ which makes $\langle \sigma_i^x \sigma_j^x \rangle$ very close to 1. The BRA formula can be expressed as $\frac{\bar{Z}(J)}{Z(J)} = \bar{Z}r/Zr \times \langle \sigma_i^x \sigma_j^x \rangle_{J=0^+}$, where $\bar{Z}r = \bar{Z}(J)/\bar{Z}(J' = 0^+)$ and $Zr = Z(J)/Z(J' = 0^+)$. If we want to measure the many-body off-diagonal observables, we just need to change the $\bar{Z}(J) = \langle \sigma_i^x \sigma_j^x \rangle_J$ into $\langle \sigma_1^x \sigma_2^x \dots \sigma_n^x \rangle_J$. For TFIM model, the QMC results in small system sizes are also well consistent with the ED [87, 88].

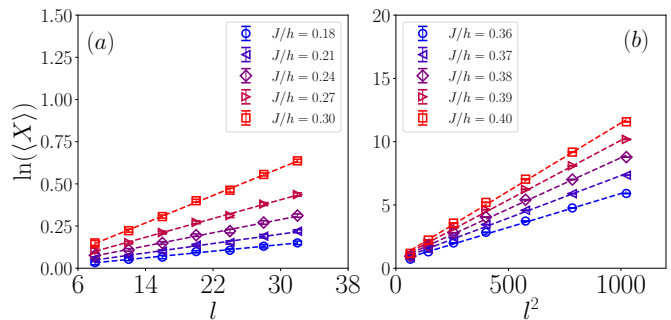


FIG. 5. The disorder operator $\langle X \rangle$ measurement in the 2D TFIM model ($L = 16$, $\beta = 16$ and $h = 1$). The dashed lines are the fitting curves. (a) Scaling behaviors of $\langle X \rangle$ in the paramagnetic phase. (b) Scaling behaviors of $\langle X \rangle$ in the ferromagnetic phase.

We then mainly focus on the disorder operator of 2D TFIM on a square lattice. The disorder operator is a non-local operator which can reveal the high-form symmetry breaking and conformal field theory (CFT) information in quantum many-body systems [89–99]. For 2D TFIM, we define the disorder operator $\langle X \rangle = \langle \prod_{i \in M} \sigma_i^x \rangle$ to detect the non-local information, where M is a $R \times R$ square area in the lattice. Its perimeter is $l = 4R$ and it contains R^2 off-diagonal operators. This disorder operator, a multi-body off-diagonal observable, was only well measured in the QMC based on σ^x basis in the past, which is challenging to obtain directly in the σ^z basis [89]. Although the operator σ^x is contained in the TFIM Hamiltonian and can be measured in the σ^z basis in principle [27, 70], it suffers from rather large fluctuations due to the requirement of a product of a series of σ^x in an area. It requires that the series of σ^x operators must appear connectedly in the time-space manifold in the σ^z basis, which is a low-probability event.

This difficulty can be overcome via BRA method. As depicted in Fig.5, we have successfully obtained the disorder operator with different perimeters l in the paramagnetic (PM) phase and ferromagnetic (FM) phase. Here we set $h = 1$ and the critical point becomes

$J = 0.3285$ [69, 89]. For convenience, we firstly utilize the separability method in the above section to measure the disorder operator at $J/h = 0.18$. Taking it as a reference point, we then obtain the disorder operators for different J/h via annealing along J . In the PM phase, the disorder operator satisfies the perimeter law $\langle X \rangle \sim e^{-al}$, which is consistent with the CFT prediction. In the FM phase, the disorder operator satisfies the area law $\langle X \rangle \sim e^{-bl^2}$, which reveals the presence of high-form symmetry [89].

VI. IMAGINARY-TIME OFF-DIAGONAL CORRELATIONS

Our goal becomes to extend our method to imaginary time correlation functions involving off-diagonal operators. Our discussions will concentrate on the framework of path-integral-like QMC. The first way based on the physical parameter reweighting is straightforward, which is similar to the method we have employed in the above sections. By fixing two operators at distinct points in imaginary time τ , we have observed the evolution of the imaginary-time correlation function $\langle S_i^x(\tau)S_j^x(0) \rangle$ with varying parameter Δ , as depicted in Fig. 6. This is achieved by evaluating the correlation function at several distinct imaginary-time points: $\tau = 0.1$, $\tau = 1.0$, $\tau = 3$, and $\tau = 5$. Notably, when $\beta = 10$, $\tau = \beta/2 = 5$ corresponds to the maximum separation in imaginary time. The simulated values, directly comparable as \bar{Z}_r/Z_r , demonstrates excellent agreement with the ED results as shown in the subfigure (a). For a larger size $L = 32$ with $\beta = 64$, as Δ is tuned from 1 to 0, the imaginary-time off-diagonal correlation $\langle S_i^x(\tau)S_{i+1}^x(0) \rangle$ gradually becomes larger, which is the same as the equal-time cases [100].

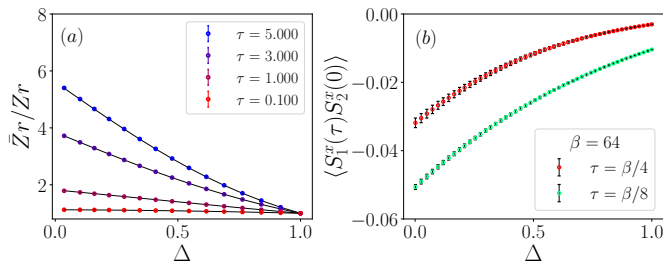


FIG. 6. The QMC results of the two-point imaginary-time correlation $\langle S_i^x(\tau)S_{i+1}^x(0) \rangle$. (a) The ratio for fixed two-point imaginary-time correlations as the parameter Δ varies in the XXZ chain, with $L = 8$ and $\beta = 10$. For clarity, we plotted only 15 parameter points from the dataset, each matching the ED results (black line). All data points are calculated starting from the Heisenberg condition $\Delta = 1$. (b) The imaginary-time off-diagonal correlation in the XXZ chain with $L = 32$ and $\beta = 64$ for $\tau = \beta/4$ and $\tau = \beta/8$.

Nontrivially, we perform the BRA measurement along the imaginary-time axis, where the distance between two inserted operators increases linearly during the annealing

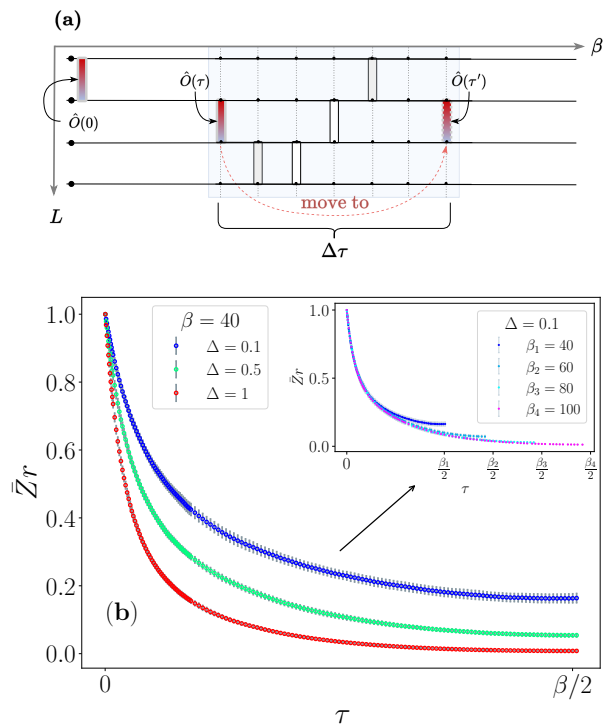


FIG. 7. The diagram and results of the imaginary-time BRA method. (a) illustrates the schematic of imaginary-time BRA process. The O operators are depicted by a gradient of colors, with one instance inserted and fixed at the imaginary time $\tau = 0$, and the other moving within the time axis. If successfully moved, it corresponds physically to a transition from the imaginary time point τ to a new time point τ' . The time difference is denoted by $\Delta\tau = \tau' - \tau$. (b) The simulation results for the XXZ chain with $L = 20$ using imaginary-time BRA method are presented. The main plot displays the weight ratios for a fixed inverse temperature $\beta = 40$ and varying $\Delta = 0.1, 0.5$, and 1.0 . The small inset shows the weight ratios for fixed $\Delta = 0.1$ and varying $\beta = 2L, 3/2L, 4L, 5/2L$. These results have not yet been multiplied by the reference values of $\langle S_1^x(0)S_2^x(0) \rangle$. It can be observed that when β is sufficiently large, the furthest correlation $\langle S_1^x(\tau = \beta/2)S_2^x(0) \rangle$ decays to nearly zero.

process, as illustrated in Fig.7 (a). For example, we focus on the measurement of $\langle O(\tau)O(0) \rangle$ (the operators are indicated by gradient of colors) currently inserted at time zero and τ , the corresponding partition function for this configuration is $\bar{Z}(\tau)$. We aim to derive $\bar{Z}(\tau')$ for the off-diagonal operator at τ' using the reweighting technique. Different from the above schemes for reweighting in which the old/new weight uses a same configuration, the measured operators $O(\tau)$ and $O(\tau')$ represent different configurations here. The solution is to construct an extended ensemble $\bar{Z}(\tau) \cup \bar{Z}(\tau')$, where $\bar{Z}(\tau)$ and $\bar{Z}(\tau')$ are the measured ensembles containing operators $O(\tau)$ and $O(\tau')$, as shown in Fig. 7 (a). In this frame, the ratio $\bar{Z}(\tau')/\bar{Z}(\tau)$ can be estimated by the ratio of sampling numbers $N_{\bar{Z}(\tau')}/N_{\bar{Z}(\tau)}$, where the number $N_{\bar{Z}(\tau)}$ or

$N_{\bar{Z}(\tau')}$ denotes how many times the sampling belongs to the ensemble $\bar{Z}(\tau)$ or $\bar{Z}(\tau')$. The similar spirit has been used to calculate the entanglement entropy in QMC [101]. More details about this scheme are explained in the appendix.

We present the numerical outcomes for the XXZ chain in Fig.7 (b). Our analysis has focused on the behavior of the weight ratio $\bar{Z}r$, across three distinct coupling strengths: $\Delta = 0.1$, $\Delta = 0.5$, and the Heisenberg condition $\Delta = 1.0$. Without reference points, we observe that $\bar{Z}r$ initiates from the same starting point for all three curves, with the Heisenberg coupling exhibiting a more rapid decay which reflects the energy gaps in related cases. As Δ decreases, the imaginary-time off-diagonal correlation decays more slowly, indicating the S^x imaginary-time correlation is enhanced that is similar to the equal-time case. Moreover, the inset illustrates that, at $\Delta = 0.1$, larger β makes the ratio $\bar{Z}r$ closer to zero via reducing the finite size effect in imaginary-time direction [102].

VII. SIGN PROBLEM IN THE MEASUREMENT

In addition to the sign problem in the original ensemble Z (denominator), the numerator \bar{Z} may also exhibit a sign problem. It involves another sign problem within this BRA measurement scheme because we have to calculate the ratio of \bar{Z} with different parameters. For example, when calculating the operator $\sigma^y = -i|\uparrow\rangle\langle\downarrow| + i|\downarrow\rangle\langle\uparrow|$, it introduces an extra sign of i or $-i$ into the weight, contrasting with the case of $\sigma^x = |\uparrow\rangle\langle\downarrow| + |\downarrow\rangle\langle\uparrow|$. If we attempt to reweight the general PF containing the measured operator σ^y , denoted as \bar{Z}_y , the simulation of ratio $\bar{Z}_y(J')/\bar{Z}_y(J)$ would encounter sign problem. A simple way is to calculate the ratio of \bar{Z}_y/\bar{Z}_x , where \bar{Z}_x is the ensemble with the measured operator σ^y replaced by σ^x . Note that $\bar{Z}_y = \sum_i W_i$ and $\bar{Z}_x = \sum_i |W_i|$. As is commonly used in calculating sign value [45, 47, 48, 103], \bar{Z}_y represents the sign system and \bar{Z}_x is the reference system. The ratio \bar{Z}_y/\bar{Z}_x can then be extracted by

sampling the reference system $\bar{Z}_x = \sum_i |W_i|$, averaging the sign of each configuration in the sign system ($\bar{Z}_y = \sum_i W_i = \sum_i \text{sign}_i |W_i|$), and ultimately obtaining $\bar{Z}_y/\bar{Z}_x = \langle \text{sign} \rangle$. Finally, the target observable \bar{Z}_y/Z can be derived via $\bar{Z}_y/\bar{Z}_x \times \bar{Z}_x/Z$.

VIII. CONCLUSION AND OUTLOOK

We propose a variety of detailed schemes in the frame of bipartite reweight-annealing to achieve universal measurement by QMC simulation. Typically, we perform annealing along a physical parameter for the PFs $\bar{Z}(J)$ and $Z(J)$ independently, then connect them via an easily solvable point such as $\bar{Z}(J')/Z(J')$. This concept can be extended to annealing of system size and imaginary time. For example, it is easy to employ ED to calculate the observables in each independent parts and anneal their couplings to construct a large system. Within this framework, the long-standing problem for the measurement of QMC has been addressed in a simple way. Multi-body correlation functions and non-local disorder operators in equal time and non-equal time have been displayed as examples in our simulation. The spirit of BRA can be easily generalized to the measurement of entanglement [104–106] and other statistical problems, such as machine learning [107–109].

IX. ACKNOWLEDGEMENT

Zhiyan Wang and Zenan Liu contribute equally in this work. We thank Youjin Deng, Wenan Guo and Yi-Ming Ding for helpful discussions. Zhe Wang thanks the China Postdoctoral Science Foundation under Grants No.2024M752898. This project is supported by the start-up funding of Westlake University. The authors thank the high-performance computing center of Westlake University and the Beijing PARATERA Tech Co.,Ltd. for providing HPC resources.

-
- [1] D. Ceperley and B. Alder, Quantum monte carlo, *Science* **231**, 555 (1986).
 - [2] A. W. Sandvik and J. Kurkijärvi, Quantum monte carlo simulation method for spin systems, *Physical Review B* **43**, 5950 (1991).
 - [3] D. M. Ceperley, Path integrals in the theory of condensed helium, *Rev. Mod. Phys.* **67**, 279 (1995).
 - [4] J. Gubernatis, N. Kawashima, and P. Werner, *Quantum Monte Carlo Methods* (Cambridge University Press, 2016).
 - [5] W. M. C. Foulkes, L. Mitas, R. J. Needs, and G. Rajagopal, Quantum monte carlo simulations of solids, *Rev. Mod. Phys.* **73**, 33 (2001).
 - [6] H. W. J. Blöte and Y. Deng, Cluster monte carlo simulation of the transverse ising model, *Phys. Rev. E* **66**, 066110 (2002).
 - [7] A. W. Sandvik, Computational studies of quantum spin systems, *AIP Conference Proceedings* **1297**, 135 (2010).
 - [8] J. Carlson, S. Gandolfi, F. Pederiva, S. C. Pieper, R. Schiavilla, K. E. Schmidt, and R. B. Wiringa, Quantum monte carlo methods for nuclear physics, *Rev. Mod. Phys.* **87**, 1067 (2015).
 - [9] O. F. Syljuåsen and A. W. Sandvik, Quantum monte carlo with directed loops, *Phys. Rev. E* **66**, 046701 (2002).
 - [10] H. G. Evertz, The loop algorithm, *Advances in Physics* **52**, 1 (2003).

- [11] F. Assaad and H. Evertz, World-line and determinantal quantum monte carlo methods for spins, phonons and electrons, in *Computational Many-Particle Physics*, edited by H. Fehske, R. Schneider, and A. Weiße (Springer Berlin Heidelberg, Berlin, Heidelberg, 2008) pp. 277–356.
- [12] Z. Yan, Y. Wu, C. Liu, O. F. Syljuåsen, J. Lou, and Y. Chen, Sweeping cluster algorithm for quantum spin systems with strong geometric restrictions, *Phys. Rev. B* **99**, 165135 (2019).
- [13] Z. Yan, Global scheme of sweeping cluster algorithm to sample among topological sectors, *Phys. Rev. B* **105**, 184432 (2022).
- [14] N. Prokof'Ev, B. Svistunov, and I. Tupitsyn, Exact, complete, and universal continuous-time worldline monte carlo approach to the statistics of discrete quantum systems, *Journal of Experimental and Theoretical Physics* **87**, 310 (1998).
- [15] N. Sadoune and L. Pollet, Efficient and scalable path integral Monte Carlo simulations with worm-type updates for Bose-Hubbard and XXZ models, *SciPost Phys. Codebases*, 9 (2022).
- [16] R. G. Melko, Stochastic series expansion quantum monte carlo, in *Strongly Correlated Systems: Numerical Methods*, edited by A. Avella and F. Mancini (Springer Berlin Heidelberg, Berlin, Heidelberg, 2013) pp. 185–206.
- [17] R. Blankenbecler, D. J. Scalapino, and R. L. Sugar, Monte carlo calculations of coupled boson-fermion systems. i, *Phys. Rev. D* **24**, 2278 (1981).
- [18] D. J. Scalapino and R. L. Sugar, Monte carlo calculations of coupled boson-fermion systems. ii, *Phys. Rev. B* **24**, 4295 (1981).
- [19] J. E. Hirsch, Two-dimensional hubbard model: Numerical simulation study, *Phys. Rev. B* **31**, 4403 (1985).
- [20] S. Zhang, Finite-temperature monte carlo calculations for systems with fermions, *Phys. Rev. Lett.* **83**, 2777 (1999).
- [21] Y.-Y. He, M. Qin, H. Shi, Z.-Y. Lu, and S. Zhang, Finite-temperature auxiliary-field quantum monte carlo: Self-consistent constraint and systematic approach to low temperatures, *Phys. Rev. B* **99**, 045108 (2019).
- [22] H. Shao, W. Guo, and A. W. Sandvik, Quantum criticality with two length scales, *Science* **352**, 213 (2016).
- [23] N. Ma, P. Weinberg, H. Shao, W. Guo, D.-X. Yao, and A. W. Sandvik, Anomalous quantum-critical scaling corrections in two-dimensional antiferromagnets, *Phys. Rev. Lett.* **121**, 117202 (2018).
- [24] J.-Q. Cheng, J. Li, Z. Xiong, H.-Q. Wu, A. W. Sandvik, and D.-X. Yao, Fractional and composite excitations of antiferromagnetic quantum spin trimer chains, *npj Quantum Materials* **7**, 3 (2022).
- [25] C. Ding, L. Zhang, and W. Guo, Engineering surface critical behavior of $(2 + 1)$ -dimensional $o(3)$ quantum critical points, *Phys. Rev. Lett.* **120**, 235701 (2018).
- [26] E. Merali, I. J. S. D. Vlugt, and R. G. Melko, Stochastic series expansion quantum Monte Carlo for Rydberg arrays, *SciPost Phys. Core* **7**, 016 (2024).
- [27] A. W. Sandvik, Stochastic series expansion method for quantum ising models with arbitrary interactions, *Phys. Rev. E* **68**, 056701 (2003).
- [28] W. Xu and X.-F. Zhang, Loop algorithm for quantum transverse ising model in a longitudinal field (2024), arXiv:2409.17835.
- [29] Z. Fan, C. Zhang, and Y. Deng, Clock factorized quantum monte carlo method for long-range interacting systems (2023), arXiv:2305.14082.
- [30] A. W. Sandvik, Stochastic series expansion methods (2019), arXiv:1909.10591.
- [31] F. Sun and X. Y. Xu, Delay update in determinant quantum monte carlo, *Phys. Rev. B* **109**, 235140 (2024).
- [32] F. Sun and X. Y. Xu, Boosting determinant quantum monte carlo with submatrix updates: Unveiling the phase diagram of the 3d hubbard model (2024), arXiv:2404.09989.
- [33] Y.-F. Song, Y. Deng, and Y.-Y. He, Extended metal-insulator crossover with strong antiferromagnetic spin correlation in half-filled 3d hubbard model (2024), arXiv:2404.08745.
- [34] Z.-X. Li, Y.-F. Jiang, and H. Yao, Solving the fermion sign problem in quantum monte carlo simulations by majorana representation, *Phys. Rev. B* **91**, 241117 (2015).
- [35] Z.-X. Li and H. Yao, Sign-problem-free fermionic quantum monte carlo: Developments and applications, *Annual Review of Condensed Matter Physics* **10**, 337 (2019).
- [36] J. Liu, Y. Qi, Z. Y. Meng, and L. Fu, Self-learning monte carlo method, *Phys. Rev. B* **95**, 041101 (2017).
- [37] X. Y. Xu, Y. Qi, J. Liu, L. Fu, and Z. Y. Meng, Self-learning quantum monte carlo method in interacting fermion systems, *Phys. Rev. B* **96**, 041119 (2017).
- [38] H. Shao and A. W. Sandvik, Progress on stochastic analytic continuation of quantum monte carlo data, *Physics Reports* **1003**, 1 (2023), progress on stochastic analytic continuation of quantum Monte Carlo data.
- [39] Z. Deng, L. Liu, W. Guo, and H. Q. Lin, Improved scaling of the entanglement entropy of quantum antiferromagnetic heisenberg systems, *Phys. Rev. B* **108**, 125144 (2023).
- [40] Z. Deng, L. Liu, W. Guo, and H.-Q. Lin, Diagnosing quantum phase transition order and deconfined criticality via entanglement entropy, *Phys. Rev. Lett.* **133**, 100402 (2024).
- [41] T. Chen, E. Guo, W. Zhang, P. Zhang, and Y. Deng, Tensor network monte carlo simulations for the two-dimensional random-bond ising model (2024), arXiv:2409.06538.
- [42] E. Y. Loh, J. E. Gubernatis, R. T. Scalettar, S. R. White, D. J. Scalapino, and R. L. Sugar, Sign problem in the numerical simulation of many-electron systems, *Phys. Rev. B* **41**, 9301 (1990).
- [43] M. Takasu, S. Miyashita, and M. Suzuki, Monte carlo simulation of quantum heisenberg magnets on the triangular lattice, *Progress of theoretical physics* **75**, 1254 (1986).
- [44] N. Hatano and M. Suzuki, Representation basis in quantum monte carlo calculations and the negative-sign problem, *Physics Letters A* **163**, 246 (1992).
- [45] V. I. Iglovikov, E. Khatami, and R. T. Scalettar, Geometry dependence of the sign problem in quantum monte carlo simulations, *Phys. Rev. B* **92**, 045110 (2015).
- [46] P. Henelius and A. W. Sandvik, Sign problem in monte carlo simulations of frustrated quantum spin systems, *Phys. Rev. B* **62**, 1102 (2000).
- [47] G. Pan and Z. Y. Meng, Sign problem in quantum monte carlo simulation, arXiv preprint arXiv:2204.08777

- (2022).
- [48] N. Ma, J.-S. Sun, G. Pan, C. Cheng, and Z. Yan, Defining a universal sign to strictly probe a phase transition, *Physical Review B* **110**, 125141 (2024).
- [49] C. Wu and S.-C. Zhang, Sufficient condition for absence of the sign problem in the fermionic quantum monte carlo algorithm, *Phys. Rev. B* **71**, 155115 (2005).
- [50] Z. C. Wei, C. Wu, Y. Li, S. Zhang, and T. Xiang, Majorana positivity and the fermion sign problem of quantum monte carlo simulations, *Phys. Rev. Lett.* **116**, 250601 (2016).
- [51] S. Wessel, I. Niesen, J. Stapmanns, B. Normand, F. Mila, P. Corboz, and A. Honecker, Thermodynamic properties of the shastry-sutherland model from quantum monte carlo simulations, *Phys. Rev. B* **98**, 174432 (2018).
- [52] J. D’Emidio, S. Wessel, and F. Mila, Reduction of the sign problem near $t = 0$ in quantum monte carlo simulations, *Phys. Rev. B* **102**, 064420 (2020).
- [53] Z.-X. Li, Y.-F. Jiang, and H. Yao, Fermion-sign-free majorana-quantum-monte-carlo studies of quantum critical phenomena of dirac fermions in two dimensions, *New Journal of Physics* **17**, 085003 (2015).
- [54] Z.-Q. Wan, S.-X. Zhang, and H. Yao, Mitigating the fermion sign problem by automatic differentiation, *Phys. Rev. B* **106**, L241109 (2022).
- [55] X. Zhang, G. Pan, X. Y. Xu, and Z. Y. Meng, Fermion sign bounds theory in quantum monte carlo simulation, *Phys. Rev. B* **106**, 035121 (2022).
- [56] S. Wessel, B. Normand, F. Mila, and A. Honecker, Efficient Quantum Monte Carlo simulations of highly frustrated magnets: the frustrated spin-1/2 ladder, *SciPost Phys.* **3**, 005 (2017).
- [57] F. Alet, K. Damle, and S. Pujari, Sign-problem-free monte carlo simulation of certain frustrated quantum magnets, *Phys. Rev. Lett.* **117**, 197203 (2016).
- [58] R. Mondaini, S. Tarat, and R. T. Scalettar, Quantum critical points and the sign problem, *Science* **375**, 418 (2022).
- [59] A. Avella, F. Mancini, *et al.*, *Strongly Correlated Systems* (Springer, 2012).
- [60] If you can realize the updates between $\{W_i\}$ and $\{W'_i\}$, the ratio \bar{Z}/Z then can be obtained, such as the QMC algorithm for entanglement entropy [101].
- [61] N. Prokof’ev and B. Svistunov, Worm algorithm for problems of quantum and classical statistics, *Understanding Quantum Phase Transitions*, Lincoln D. Carr, ed. Taylor & Francis, Boca Raton **910** (2010).
- [62] M. Boninsegni, N. V. Prokof’ev, and B. V. Svistunov, Worm algorithm and diagrammatic monte carlo: A new approach to continuous-space path integral monte carlo simulations, *Phys. Rev. E* **74**, 036701 (2006).
- [63] P. Gunacker, M. Wallerberger, E. Gull, A. Hausoel, G. Sangiovanni, and K. Held, Continuous-time quantum monte carlo using worm sampling, *Phys. Rev. B* **92**, 155102 (2015).
- [64] A. Dorneich and M. Troyer, Accessing the dynamics of large many-particle systems using the stochastic series expansion, *Phys. Rev. E* **64**, 066701 (2001).
- [65] C. Zhou, Z. Yan, H.-Q. Wu, K. Sun, O. A. Starykh, and Z. Y. Meng, Amplitude mode in quantum magnets via dimensional crossover, *Physical Review Letters* **126**, 227201 (2021).
- [66] W. Zhu and W. Guo, Measuring off-diagonal correlation function in stochastic series expansion quantum monte carlo simulation, *Journal of Beijing Normal University (Natural Science)* **57**, 593 (2021).
- [67] O. F. Syljuåsen, Directed loop updates for quantum lattice models, *Phys. Rev. E* **67**, 046701 (2003).
- [68] P. Henelius, P. Fröbrich, P. J. Kuntz, C. Timm, and P. J. Jensen, Quantum monte carlo simulation of thin magnetic films, *Phys. Rev. B* **66**, 094407 (2002).
- [69] C.-J. Huang, L. Liu, Y. Jiang, and Y. Deng, Worm-algorithm-type simulation of the quantum transverse-field ising model, *Phys. Rev. B* **102**, 094101 (2020).
- [70] A. Sandvik, A generalization of handscomb’s quantum monte carlo scheme-application to the 1d hubbard model, *Journal of Physics A: Mathematical and General* **25**, 3667 (1992).
- [71] Z. Yan, Y.-C. Wang, R. Samajdar, S. Sachdev, and Z. Y. Meng, Emergent glassy behavior in a kagome rydberg atom array, *Physical Review Letters* **130**, 206501 (2023).
- [72] Z. Yan, R. Samajdar, Y.-C. Wang, S. Sachdev, and Z. Y. Meng, Triangular lattice quantum dimer model with variable dimer density, *Nat. Commun.* **13**, 5799 (2022).
- [73] A. W. Sandvik, Stochastic series expansion methods (2019), arXiv:1909.10591 [cond-mat.str-el].
- [74] Y.-M. Ding, J.-S. Sun, N. Ma, G. Pan, C. Cheng, and Z. Yan, Reweight-annealing method for evaluating the partition function via quantum monte carlo calculations, *Phys. Rev. B* **110**, 165152 (2024).
- [75] R. M. Neal, Annealed importance sampling, *Statistics and computing* **11**, 125 (2001).
- [76] P. de Forcrand, M. D’Elia, and M. Pepe, ’t hooft loop in su(2) yang-mills theory, *Phys. Rev. Lett.* **86**, 1438 (2001).
- [77] P. de Forcrand, B. Lucini, and M. Vettorazzo, Measuring interface tensions in 4d su(n) lattice gauge theories, *Nuclear Physics B - Proceedings Supplements* **140**, 647 (2005), IATTICE 2004.
- [78] P. de Forcrand and D. Noth, Precision lattice calculation of su(2) ’t hooft loops, *Phys. Rev. D* **72**, 114501 (2005).
- [79] M. Caselle, M. Hasenbusch, and M. Panero, String effects in the 3d gauge ising model, *Journal of High Energy Physics* **2003**, 057 (2003).
- [80] Z. Dai and X. Y. Xu, Residual entropy from temperature incremental monte carlo method (2024), arXiv:2402.17827.
- [81] K. K. Mon, Direct calculation of absolute free energy for lattice systems by monte carlo sampling of finite-size dependence, *Phys. Rev. Lett.* **54**, 2671 (1985).
- [82] F. Alet, S. Wessel, and M. Troyer, Generalized directed loop method for quantum monte carlo simulations, *Physical Review E—Statistical, Nonlinear, and Soft Matter Physics* **71**, 036706 (2005).
- [83] O. F. Syljuåsen and M. Zvonarev, Directed-loop monte carlo simulations of vertex models, *Physical Review E—Statistical, Nonlinear, and Soft Matter Physics* **70**, 016118 (2004).
- [84] A. Das and B. K. Chakrabarti, Colloquium: Quantum annealing and analog quantum computation, *Reviews of Modern Physics* **80**, 1061 (2008).
- [85] Z. Yan, Z. Zhou, Y.-H. Zhou, Y.-C. Wang, X. Qiu, Z. Y. Meng, and X.-F. Zhang, Quantum optimization within lattice gauge theory model on a quantum simulator, npj

- Quantum Information **9**, 89 (2023).
- [86] Y.-M. Ding, Y.-C. Wang, S.-X. Zhang, and Z. Yan, Exploring the topological sector optimization on quantum computers, *Phys. Rev. Appl.* **22**, 034031 (2024).
- [87] P. Weinberg and M. Bukov, QuSpin: a Python package for dynamics and exact diagonalisation of quantum many body systems part I: spin chains, *SciPost Phys.* **2**, 003 (2017).
- [88] P. Weinberg and M. Bukov, QuSpin: a Python package for dynamics and exact diagonalisation of quantum many body systems. Part II: bosons, fermions and higher spins, *SciPost Phys.* **7**, 020 (2019).
- [89] J. Zhao, Z. Yan, M. Cheng, and Z. Y. Meng, Higher-form symmetry breaking at ising transitions, *Phys. Rev. Res.* **3**, 033024 (2021).
- [90] Y.-C. Wang, M. Cheng, and Z. Y. Meng, Scaling of the disorder operator at $(2+1)d$ u(1) quantum criticality, *Phys. Rev. B* **104**, L081109 (2021).
- [91] Y.-C. Wang, N. Ma, M. Cheng, and Z. Y. Meng, Scaling of the disorder operator at deconfined quantum criticality, *SciPost Phys.* **13**, 123 (2022).
- [92] W. Jiang, B.-B. Chen, Z. H. Liu, J. Rong, F. F. Assaad, M. Cheng, K. Sun, and Z. Y. Meng, Many versus one: The disorder operator and entanglement entropy in fermionic quantum matter, *SciPost Phys.* **15**, 082 (2023).
- [93] Z. H. Liu, W. Jiang, B.-B. Chen, J. Rong, M. Cheng, K. Sun, Z. Y. Meng, and F. F. Assaad, Fermion disorder operator at gross-neveu and deconfined quantum criticalities, *Phys. Rev. Lett.* **130**, 266501 (2023).
- [94] Z. H. Liu, Y. Da Liao, G. Pan, M. Song, J. Zhao, W. Jiang, C.-M. Jian, Y.-Z. You, F. F. Assaad, Z. Y. Meng, and C. Xu, Disorder operator and rényi entanglement entropy of symmetric mass generation, *Phys. Rev. Lett.* **132**, 156503 (2024).
- [95] Z. Liu, R.-Z. Huang, Y.-C. Wang, Z. Yan, and D.-X. Yao, Measuring the boundary gapless state and criticality via disorder operator, *Phys. Rev. Lett.* **132**, 206502 (2024).
- [96] X.-C. Wu, C.-M. Jian, and C. Xu, Universal features of higher-form symmetries at phase transitions, *SciPost Phys.* **11**, 033 (2021).
- [97] E. Lake, Higher-form symmetries and spontaneous symmetry breaking, *arXiv:1802.07747*.
- [98] E. Fradkin, Disorder operators and their descendants, *J. Stat. Phys.* **167**, 427 (2017).
- [99] B. Estienne, J.-M. Stéphan, and W. Witczak-Krempa, Cornering the universal shape of fluctuations, *Nature Communications* **13**, 287 (2022).
- [100] We perform the sampling of 5×10^3 Monte Carlo steps per bin for each data point, with a total of 30 bins. The reference value for the correlation function $\langle S_i^z(\tau) S_j^z(0) \rangle$ is determined using 30×10^5 MC steps for sampling under the isotropy Heisenberg condition.
- [101] S. Humeniuk and T. Roscilde, Quantum monte carlo calculation of entanglement rényi entropies for generic quantum systems, *Physical Review B—Condensed Matter and Materials Physics* **86**, 235116 (2012).
- [102] During the simulation, when the imaginary time intervals are relatively small, the operator moves by 10 or 20 layers per Monte Carlo (MC) step, and for larger intervals, it moves by 50 or even 100 layers, enabling us to efficiently capture the behavior of the imaginary-time off-diagonal correlations as a function of τ .
- [103] Z. Zhou, W. T. Jin, W. Li, S. Nandi, B. Ouladdiaf, Z. Yan, X. Wei, X. Xu, W. H. Jiao, N. Qureshi, Y. Xiao, Y. Su, G. H. Cao, and T. Brückel, Universal critical behavior in the ferromagnetic superconductor $\text{Eu}(\text{fe}_{0.75}\text{ru}_{0.25})_2\text{as}_2$, *Phys. Rev. B* **100**, 060406 (2019).
- [104] Z. Wang, Z. Wang, Y.-M. Ding, B.-B. Mao, and Z. Yan, Bipartite reweight-annealing algorithm to extract large-scale data of entanglement entropy and its derivative in high precision (2024), *arXiv:2406.05324*.
- [105] Y.-M. Ding, Y. Tang, Z. Wang, Z. Wang, B.-B. Mao, and Z. Yan, Tracking the variation of entanglement rényi negativity: an efficient quantum monte carlo method (2024), *arXiv:2409.10273*.
- [106] W. Jiang, G. Pan, Z. Wang, B.-B. Mao, H. Shen, and Z. Yan, High-efficiency quantum monte carlo algorithm for extracting entanglement entropy in interacting fermion systems (2024), *arXiv:2409.20009*.
- [107] H. Surden, Machine learning and law: An overview, *Research Handbook on Big Data Law*, 171 (2021).
- [108] Z.-H. Zhou, *Machine learning* (Springer nature, 2021).
- [109] B. Mahesh, Machine learning algorithms-a review, *International Journal of Science and Research (IJSR).[Internet]* **9**, 381 (2020).

Appendix

Because we are familiar with the QMC-SSE method, the main results are obtained within the framework of SSE simulation. Certainly, this approach is easy to extend to other QMC methods [11, 14, 15, 69].

Appendix A: Directed loop update for XXZ model

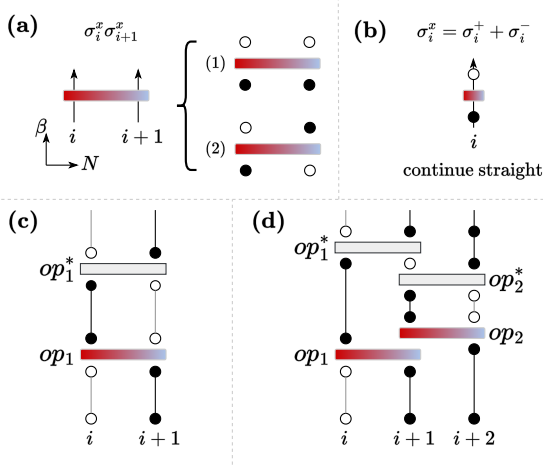


FIG. S1. The diagram of operators and their update along the path. (a) An off-diagonal $\sigma^x \sigma^x$ operator acts on spins located at lattice sites i and $i+1$. The operator is represented by a gradient-colored bond, where the horizontal axis denotes the direction along the system's lattice sites, and the vertical axis represents imaginary time along $\beta = 1/T$. The arrows indicate the direction of evolution. This operator mainly affects two cases of vertices: (1) vertices where the two spins are parallel before the operator acts, and (2) vertices where the two spins are antiparallel before the operator acts. Here, different spins are represented by black solid circles and hollow circles. Each vertex involves four spins: two spins below the bond (before the operator acts) and two spins above the bond (after the operator acts). (b) A single-site x -operator action, which directly flips the spin, turning a spin represented by a black solid circle into one represented by a hollow circle. (c) The SSE update involving two two-site operators that affect spins at lattice sites i and $i+1$. Operator op_1 is an $\sigma^x \sigma^x$ -operator that flips two spins, while op_1^* is an off-diagonal operator in the Hamiltonian (typically $S^+ S^- + S^- S^+$), which also flips two spins. This off-diagonal operator is represented by a gray bond. (d) The updates process with multiple off-diagonal operators, where gradient-colored bonds op_1 and op_2 represent $\sigma^x \sigma^x$ operators, and gray bonds op_1^* and op_2^* represent off-diagonal operators of type $S_i^+ S_j^- + S_i^- S_j^+$.

In order to realize our idea, we first need to construct the configuration and update of the XXZ model. We employ the previously proposed algorithm for handling

the XXZ model, known as the *directed loop algorithm*[9, 67, 68]. The Hamiltonian in Eq.(4) is divided into the diagonal and off-diagonal operators:

$$\begin{aligned} H_{1,b} &= [C - \Delta S_i^z S_j^z + h_b(S_i^z + S_j^z)]_b \\ H_{2,b} &= [\frac{1}{2}(S_i^+ S_j^- + S_i^- S_j^+)]_b \end{aligned} \quad (\text{A1})$$

In the given system, the parameter C is defined as $C = C_0 + \varepsilon$, where C_0 is given by the expression $C_0 = \frac{\Delta}{4} + h_b$. Here, Δ represents the coupling strength, h_b is from the magnetic field strength defined as $h_b = \frac{h}{2d}$, with h being the magnetic field and d the dimensionality of the system. The term ε is a constant added to ensure that the weights remain positive. The symbols here are consistent with those in the Ref. [9] to avoid confusion. For simplicity in our discussion, we set $h_b = 0$ and leave ε unchanged, for example, $\varepsilon = 1$ (these settings are not strictly necessary). The index b signifies the location of a two-body interaction bond within the system. In this framework, operators are considered as vertices, with each vertex possessing four "legs" that represent the state of two spins before and after the operator's action. This concept involves six types of vertices originally present in the directed loop algorithm, which are expressed as:

$$\begin{aligned} \langle \uparrow \uparrow | H_{1,b} | \uparrow \uparrow \rangle &= \varepsilon, \langle \downarrow \downarrow | H_{1,b} | \downarrow \downarrow \rangle = \varepsilon, \quad (h_b = 0) \\ \langle \uparrow \downarrow | H_{1,b} | \uparrow \downarrow \rangle &= \langle \downarrow \uparrow | H_{1,b} | \downarrow \uparrow \rangle = \Delta/2 + \varepsilon, \\ \langle \downarrow \uparrow | H_{2,b} | \uparrow \downarrow \rangle &= \langle \uparrow \downarrow | H_{2,b} | \downarrow \uparrow \rangle = \frac{1}{2} \end{aligned} \quad (\text{A2})$$

where the $|\uparrow\rangle$ and $|\downarrow\rangle$ represent the states of the spin in the S^z -basis.

As Fig. S2 shown, different spins are represented by empty circles and black solid circles, with Eq.(A2) detailing the weights associated with these vertices. Building upon the original six vertex types of the directed loop algorithm, we introduce an additional vertex type, denoted as $\sigma^x \sigma^x$, which is the measured operator. (It is need to note that even though the Hamiltonian represents a $S = 1/2$ system, we can still choose to insert the $\hat{\sigma}$ operator for practice reason rather than the $S = 1/2$ operator. This is because the corresponding factor (if it is a two-point correlation operator, then $S^x S^x = 1/4 \times \sigma^x \sigma^x$) will cancel out in both the numerator and denominator of Eq.(5). The measurement quantity depends on the reference point and thus does not conflict with the symbol S^x in the text.)

The new vertex type can be thought of as consisting of two individual σ^x operators that act to flip the spins. It is capable of interacting with any spin states, including those where the two spins are parallel. As depicted in Fig. S1 (a), this operator's sole function during the update is to simultaneously flip any state of the two spins, as demonstrated in cases (1) and (2), where both spins are flipped in two distinct patterns. Case (1) illustrates its action on two parallel spins, while case (2) shows its

action on two antiparallel spins. Fig.S1 (b) further illustrates the process of spin flipping.

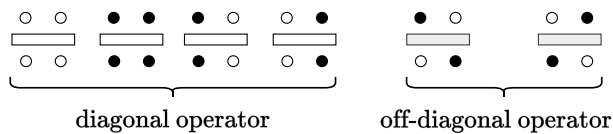


FIG. S2. Six vertices of the directed loop algorithm designed for the XXZ model without transverse field. The black solid circle and holes represent two types of spins respectively. The first four vertices correspond to diagonal operators, which only contribute to the weight provided by Eq.(A2) on the two spins and do not flip the spins. The latter two vertices correspond to off-diagonal operators, which flip the spin and contribute to the weight given in Eq.(A2). Here, blank bonds and gray-filled bonds are used to distinguish the diagonal operators from the off-diagonal operators.

For the off-diagonal operator $S_i^+ S_j^- + S_i^- S_j^+$ extracted from the Hamiltonian, it has a weight of zero when applied to two parallel spins. There are only three valid update pathways: "bounce", "switch-and-continue", and "switch-and-reverse". The latter two pathways permit the transformation of this operator into a two-body diagonal operator. However, the $\sigma^x \sigma^x$ off-diagonal operator, which is central to our measurement, allows for the directed loop's arrow to pass through one of the spins, enabling a continue-straight update. By limiting the operator to this singular update pathway, we prevent it from evolving into a diagonal form or shifting its position during the update process.

To establish a manifold corresponding to \bar{Z} with inserting such an operator, we begin by considering the periodic boundary conditions in the imaginary-time direction. This configuration enables us to insert the operator at any desired layer along the β -axis in imaginary time. As shown in Fig. S1 (c), we denote the inserted $\sigma^x \sigma^x$ operator with the symbol op . It is essential to know that we need to simultaneously introduce another off-diagonal operator (denoted as op^* for distinction) to ensure that the spin on the same site undergoes an even number of flips, in order to satisfy the conservation law [67]. And it is not necessary to worry about the additional op^* introduced, as its position in imaginary time will adjust with each update.

In summary, for the measured operators, the update-lines just go straight to cross them which keeps them unchanged. For the normal operators, we keep the original update scheme as usual.

Appendix B: Observables

The insertion of $\sigma^x \sigma^x$ operator is not limited to spin-1/2 system, but also can be applied to other spin systems. Moreover, it does not impact the observables. Previous

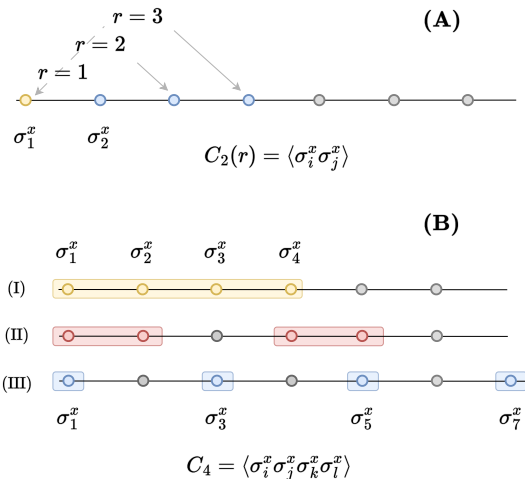


FIG. S3. The approaches for measurements of two-point and four-point correlations in the XXZ chain with $L = 10$. In these measurements, light-colored sites indicate where we placed the S^x -operator. (A) The two-point correlations. The nearest-neighbor correlation function is denoted by $r = 1$, while $r = 2$ and $r = 3$ correspond to the next-nearest and next-next-nearest correlations, respectively. (B) Four-point correlations, using three different schemes: (I) nearest-neighbor four-point correlations, (II) correlations between two pairs of spins, and (III) correlations among four evenly spaced spins.

research [74] has established that the ratio of the partition functions for two points with a varying parameter in SSE. Here, we illustrate its application in the XXZ model.

The partition function is derived by summing the weights of all permissible configurations within a $(d+1)$ -dimensional space, $Z = \sum_C W(C)$, where $W(C)$ denotes the weight of a specific configuration C . For a bipartite or unfrustrated system, it can be expanded as:

$$Z = \sum_{\alpha} \sum_{S_M} W(\alpha, S_M)$$

$$W(\alpha, S_M) = \frac{\beta^n (M-n)!}{M!} \langle \alpha | \prod_{p=0}^{M-1} H_{a(p), b(p)} | \alpha \rangle \quad (\text{B1})$$

where n represents the number of non-identity elements, or non-unit operators, within the fixed-length operator string S_M , and is less than the series cut-off M . Here, β signifies the inverse temperature, α refers to the inserted complete basis, and the Hamiltonian is a sum of local operators, such as the six listed in Fig.S2 and Eq.(A2). These operators randomly appear between states, with each occurrence counted as n_{op} , where $n_{op} = \{n_{\downarrow}, n_{\uparrow}, \dots\}$. Thus, the total weight of a configuration C corresponds to the individual operator weights and their powers, multiplied by a factor.

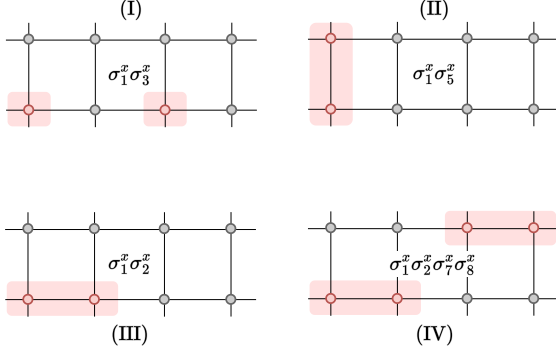


FIG. S4. Measurements of two-point and four-point correlations in a 4×2 lattice XXZ model. (I), (II), and (III) represent the next-nearest-neighbor two-point correlation in the x -direction, nearest-neighbor two-point correlation in the y -direction, and nearest-neighbor two-point correlation in the x -direction, respectively. (IV) represents the correlation between a nearest-neighbor pair and another pair.

To obtain the partition function for a configuration under parameter J_2 from that under J_1 , the ratio of the partition functions is given by:

$$\begin{aligned} \frac{Z(J_2)}{Z(J_1)} &= \frac{1}{Z(J_1)} \left(\sum_C W(C; J_2) \right) \\ &= \frac{1}{Z(J_1)} \left(\sum_C W(C; J_1) \frac{W(C; J_2)}{W(C; J_1)} \right) \end{aligned} \quad (\text{B2})$$

Here, $\frac{W(C; J_2)}{W(C; J_1)}$ is considered as the operator \hat{R} to be measured under J_1 , such that,

$$\langle \hat{R} \rangle_{J_1} = \frac{\sum_C \hat{R}(C) W(C; J_1)}{Z(J_1)} = \left\langle \frac{W(C; J_2)}{W(C; J_1)} \right\rangle_{J_1} \quad (\text{B3})$$

which is in accordance with Eq.(2). Furthermore, for a single permissible configuration under J_1 , if $J_2 = \Delta_2$ and $J_1 = \Delta_1$, the configuration's weight can be expanded as:

$$\frac{W(C; \Delta_2)}{W(C; \Delta_1)} = \left(\frac{\Delta_2/2 + \varepsilon}{\Delta_1/2 + \varepsilon} \right)^{n_{\uparrow\downarrow, \downarrow\uparrow}^{\text{diag}}} \times \left(\frac{\varepsilon}{\varepsilon} \right)^{n_{\downarrow\downarrow, \uparrow\uparrow}} \times \left(\frac{1/2}{1/2} \right)^{n_{\uparrow\downarrow, \downarrow\uparrow}^{\text{off-diag}}} \quad (\text{B4})$$

In this expression, the factor in the weight $W(C)$ has been canceled out, and we have utilized the operator weights provided by Eq.(A2). For Eq.(B4), the remaining terms are:

$$\left\langle \frac{W(C; \Delta_2)}{W(C; \Delta_1)} \right\rangle_{J_1} = \left\langle \left(\frac{\Delta_2/2 + \varepsilon}{\Delta_1/2 + \varepsilon} \right)^{n_{\uparrow\downarrow, \downarrow\uparrow}^{\text{diag}}} \right\rangle_{\Delta_1} \quad (\text{B5})$$

This demonstrates that the measurement essentially involves counting the number of times the diagonal operator acts on spins that are antiparallel to each other. Another manifold consistently inserts an operator O , and

the derivation of its partition function \bar{Z} is analogous to Eq.(B2)-(B6). Ultimately, to estimate the expectation value of the operator O at the parameter point Δ_2 , the ratio of the two partition functions is linked, that is,

$$\begin{aligned} \langle O \rangle_{\Delta_2} &= \frac{\bar{Z}(\Delta_2)}{Z(\Delta_2)} \\ &= \frac{\bar{Z}(\Delta_2)}{\bar{Z}(\Delta_1)} \bar{Z}(\Delta_1) \times \frac{Z(\Delta_1)}{Z(\Delta_2)} \frac{1}{Z(\Delta_1)} \\ &= \frac{\bar{Z}(\Delta_2)}{\bar{Z}(\Delta_1)} \times \frac{Z(\Delta_1)}{Z(\Delta_2)} \times \underbrace{\frac{\bar{Z}(\Delta_1)}{Z(\Delta_1)}}_{\text{reference point}} \\ &= \bar{Z}_r / Z_r \times \langle O \rangle_{\Delta_1} \end{aligned} \quad (\text{B6})$$

It can be readily extended to multiple parameter points $\Delta_3, \Delta_4, \dots, \Delta_k$, as depicted in Eq.(3) of the main text. The reference point is typically chosen to be the expectation values of operators that are easy to solve. And we denote the product of the specific ratios of partition functions during the annealing process as follows:

$$\begin{aligned} \bar{Z}_r &= \prod_{i>1} \left\langle \left(\frac{(\Delta_i/2 + \varepsilon)}{(\Delta_1/2 + \varepsilon)} \right)^{n_{\uparrow\downarrow, \downarrow\uparrow}} \right\rangle_{\bar{Z}}, \\ Z_r &= \prod_{i>1} \left\langle \left(\frac{(\Delta_i/2 + \varepsilon)}{(\Delta_1/2 + \varepsilon)} \right)^{n_{\uparrow\downarrow, \downarrow\uparrow}} \right\rangle_Z \end{aligned} \quad (\text{B7})$$

In order to compare with the ED results, we initially perform the calculation in the small size, as shown in Fig. S3 and S4, which examines the one-dimensional and two-dimensional XXZ model respectively. Let's consider the one-dimensional system as an example; the process for two dimensions is analogous. For the one-dimensional case, measuring the nearest-neighbor correlation is straightforward; it simply involves directly inserting a two-body operator at the lattice site pair $(i, i+1)$, see Fig. S1 (c). To assess the next-nearest-neighbor correlation, one can either place a single σ^x operator at the positions i and $i+2$, or insert the two-body operator at the positions $(i, i+1)$ and $(i+1, i+2)$ respectively, as illustrated in Fig. S1 (d). Because the spin of site $i+1$ has been flipped twice, it satisfies the requirement of imaginary-time periodic boundary conditions. Therefore, as long as there are no other operators between op_1 and op_2 , the σ^x -operator can effectively be regarded as not acting on the $i+1$ site during the BRA process.

Appendix C: Imaginary-time correlation BRA

In the SSE framework, considering the continuous limit, which implies the cut-off $M \rightarrow \infty$, the series index

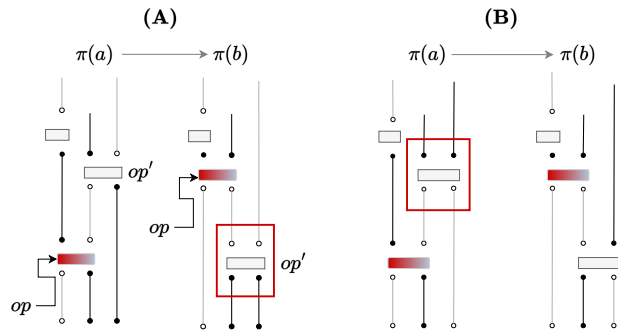


FIG. S5. Two cases of invalid op -moves are presented. (A). The configuration $a \rightarrow b$. Above the operator op , there is an off-diagonal operator op' involving one-sided interactions, which can only act on two anti-parallel spins. Suppose that op is moved to a higher level than op' . Since the previous spin states are already determined, op' has to act on two parallel spins now. In this case, the vertex associated with op' is invalid, and its contribution of weight is zero. (B). When the current configuration is still $\pi(a)$, the weight of the configuration is zero. However, after the exchange, the resulting configuration becomes a valid configuration, thereby contributing a non-zero weight.

p along the β evolution direction has a simple correspondence with the path integral imaginary time slices, that is

$$\tau = \frac{p\beta}{M} \quad (\text{C1})$$

which only requires that M be sufficiently large. Even for finite M , the series index p still correlates with the distribution of imaginary time [7, 73]. Consequently, operator insertion layers, including those without insertions which are treated as identity operator layers, are mapped to their respective imaginary time points in practical computational transformations.

In the main text, we presented measurements of imaginary-time correlations, which are not significantly different from the equal-time correlations introduced before. Considering an operator inserted at imaginary time τ_1 and another at τ_2 , the only requirement is to keep these two operators unchanged while adjusting the system parameters. When these two operators are positioned close enough in imaginary time such that no other operators can insert between them, the situation effectively reduces to equal-time correlations. An interesting case arises when we fix the parameters and perform BRA along the β -direction.

For the transition from τ_i to the next τ_{i+1} , it can be visualized as the movement of one of the $\sigma^x \sigma^x$, denoted as op . Taking the movement of a single layer as an example, each movement can be considered as an exchange with the operator op' above op . This approach is straightforward if op' is either a diagonal operator or identity op-

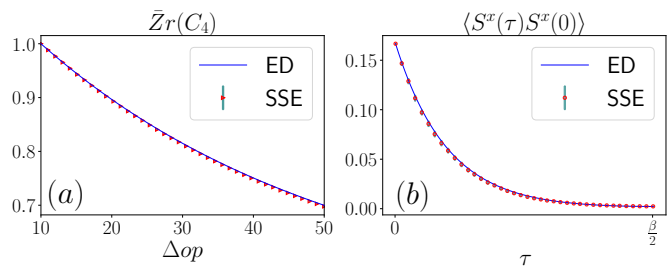


FIG. S6. BRA along with the β -direction result of $L = 4$ XXZ chain with . (a) The weight ratio of the 4-point imaginary-time correlation function $\langle S_1^x(\tau)S_2^x(\tau)S_3^x(0)S_4^x(0) \rangle$. \bar{Z}_r represents the ratio of occurrences between adjacent layers during the BRA process of the inserted operator which corresponds to the weight ratio. As one two-point $S^x S^x$ operator is fixed at the 0th layer in the β -direction, the second two-point operator is moved from the 10th layer to the 50th layer. (b) The two-point imaginary-time correlation $\langle S_1^x(\tau)S_2^x(0) \rangle$. The value of $\tau = \beta$ is divided into 1000 layers, with 500 layers annealed from 0.

erator. However, a significant challenge emerges in certain configurations. After the exchange, configurations that initially had zero weight might now have non-zero weight. This suggests that by remaining in the current configuration, we may be missing out on sampling certain configurations, thereby rendering the sampling process inefficient. As shown in Fig. S5 (A), the current configuration is in $\pi(a)$ with the inserted operator at τ_i . When we attempt to move the inserted operator to $\tau_i + 1$, the configuration shifts to $\pi(b)$. However, due to the presence of a normal off-diagonal operator at the $\tau_i + 1$ layer, this movement renders the off-diagonal operator invalid after the exchange. Note that Fig. S5 (B) is not illustrating a reverse process but rather the transition from $\pi(a)$ to $\pi(b)$. The configuration $\pi(a)$ has zero weight due to invalid off-diagonal operator acting on parallel spins, yet it can still result in a valid, non-zero-weight configuration through exchange. Therefore, the detailed balance between $\pi(a)$ and $\pi(b)$ must still be taken into account.

We carry out the exchange with the true probability and then count the number of exchanges and non-exchanges. More precisely, we count how many times the inserted operator appears at τ_i and τ_{i+1} , which provides us the ratio of weight:

$$\bar{Z}_r = \frac{\bar{Z}(\tau_{i+1})}{\bar{Z}(\tau_i)} = \left\langle \frac{N(\tau_{i+1})}{N(\tau_i)} \right\rangle \quad (\text{C2})$$

This counts within the same manifold. The QMC results for smaller system sizes are presented in Fig. S6, showing excellent agreement with the ED results.

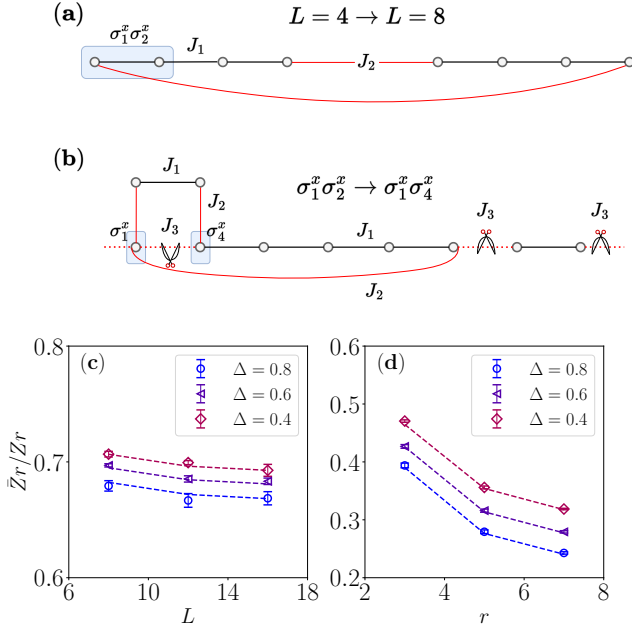


FIG. S7. The off-diagonal correlation measurement for S^x in the 1D XXZ model comparing to the ED results (dashed line). (a) The lattice diagram for annealing along the system size L . We anneal the coupling J_2 from 0^+ to 1. (b) The lattice diagram for annealing along the distance r between S_1^x and S_{1+r}^x . We firstly tune the coupling J_2 from 0^+ to 1, then we gradually tune the coupling J_3 from 1 to 0^+ . (c) Annealing along the system size L from 4 to 8, 12, 16 for $S_1^x S_2^x$. (d) Annealing along the distance r between the S_1^x and S_{1+r}^x from $r = 1$ to $r = 3, 5, 7$ with fixed system size $L = 16$.

Appendix D: Annealing L and r for XXZ model

The system size L and the distance r can serve as annealing parameters, which are achieved via engineering the special coupling between sites and adjusting these coupling accordingly. The $\sigma_1^x \sigma_2^x$ correlation on the $L = 4$ XXZ chain is regarded as a reference point or a starting seed. By incrementally adjusting the coupling J_2 from 0^+ to 1, we can effectively anneal the system size to larger size such as $L = 8$, as depicted in Fig. S7(a). Thus, the ratio of the PF is simply written as,

$$\begin{aligned} \bar{Z}r &= \left\langle \left(\frac{J'_2}{J_2} \right)^{n_{J_2}} \right\rangle_{\bar{Z}} \\ Zr &= \left\langle \left(\frac{J'_2}{J_2} \right)^{n_{J_2}} \right\rangle_Z \end{aligned} \quad (\text{D1})$$

The reference point is $\langle S_1^x S_2^x \rangle_{L=4}$ with open boundary condition. As shown in Fig. S7(c), we obtain the ratio of $\langle S_1^x S_2^x \rangle$ for $L = 8, 12, 16$ with varying Δ , which is consistent with ED results. When we have obtained the $\langle S_1^x S_2^x \rangle$ for larger systems, we employ an annealing process to vary the distance r between S_1^x and S_{1+r}^x ,

in order to acquire different correlations $\langle S_1^x S_{1+r}^x \rangle$. For instance, to calculate the $\langle S_1^x S_4^x \rangle$, we construct a special XXZ chain with an extended length $L' = L + 2$ (Fig. S7(b)). The operator σ_1^x and σ_2^x are placed at site 1 and 4, respectively. Initially, we incrementally tune the coupling J_2 from 0^+ to 1. The expression for ratio $\bar{Z}r_1$ and Zr_1 are the same as Eq. (D1). Then, we reduce the coupling J_3 from 1 to 0^+ , effectively truncating the chain to length L and removing the two terminal sites. When J_3 decreases, the ratio of the PF can be easily expressed as,

$$\begin{aligned} \bar{Z}r_2 &= \left\langle \left(\frac{J'_3}{J_3} \right)^{n_{J_3}} \right\rangle_{\bar{Z}} \\ Zr_2 &= \left\langle \left(\frac{J'_3}{J_3} \right)^{n_{J_3}} \right\rangle_Z \end{aligned} \quad (\text{D2})$$

The total ratio can be considered as $\bar{Z}r/Zr = \bar{Z}r_1/Zr_1 \times \bar{Z}r_2/Zr_2$. To determine the general correlation $\langle S_1^x S_{1+r}^x \rangle$ ($r = 3, 5, 7, \dots$), we design a special chain with $L' = L + r - 1$. The number of sites between σ_1^x and σ_2^x is $r - 1$. Similarly, the number of sites to be removed is also $r - 1$. By incrementally tuning the coupling J_2 and J_3 , we can obtain the corresponding $\langle S_1^x S_{1+r}^x \rangle$. As illustrated in Fig. S7 (d), we calculate the off-diagonal correlation for $L = 16$. Since the $\langle S_1^x S_2^x \rangle$ can be obtained via ED, we present the total ratio $\bar{Z}r/Zr = \langle S_1^x S_{1+r}^x \rangle / \langle S_1^x S_2^x \rangle$, which shows excellent agreement with the ED results.

Appendix E: Cluster Update for TFIM model

The Hamiltonian for TFIM model can be written as,

$$H_{TFIM} = -J \sum_{\langle i,j \rangle} \sigma_i^z \sigma_j^z - h \sum_i \sigma_i^x \quad (\text{E1})$$

Then it can be decomposed into site and bond operators,

$$\begin{aligned} H_{0,0} &= I \\ H_{-1,a} &= h(\sigma_a^+ + \sigma_a^-) \\ H_{0,a} &= h \\ H_{1,a} &= (\sigma_{i(a)}^z \sigma_{j(a)}^z + 1) \end{aligned} \quad (\text{E2})$$

where $H = -\sum_{i=-1}^1 \sum_a H_{i,a}$. Here $H_{0,0}$ is the Identity operators and $i = -1, 0, 1$ denotes different kinds of operators: off-diagonal operator on site, diagonal operator on site and diagonal operator on bond. The subscript a holds two different meaning: for site operators $H_{0,a}$ marks the site number (for 2D lattice, $a = 1, 2, \dots, N = L^2$); and for bond operator $H_{1,a}$ index a marks the bond number (for 2D lattice, $a = 1, 2, \dots, N_b = 2L^2$);

According to the SSE scheme, the non-zero matrix element can be constructed via the above site operators and bond operators as follows.

$$\begin{aligned}
\langle \uparrow | H_{-1,a} | \downarrow \rangle &= \langle \downarrow | H_{-1,a} | \uparrow \rangle = h \\
\langle \uparrow | H_{0,a} | \uparrow \rangle &= \langle \downarrow | H_{0,a} | \downarrow \rangle = h \\
\langle \uparrow\uparrow | H_{1,a} | \uparrow\uparrow \rangle &= \langle \downarrow\downarrow | H_{1,a} | \downarrow\downarrow \rangle = 2
\end{aligned} \tag{E3}$$

The update process contains both diagonal update and cluster update [27, 89]. The diagonal update involves inserting or removing a diagonal operator between two states with probabilities determined by the detailed balance rules. And the cluster update is to flip all the spin and change the type of site operators on the cluster within the Swendsen-Wang scheme. During the cluster update, two key rules guide the construction of the cluster: (1) clusters are terminated on site operators $H_{-1,a}$ or $H_{0,a}$; (2) the bond operators $H_{1,a}$ belongs to one cluster. We carry out this process until all the clusters are formed. Then we flip the cluster built from the above rule with probability 1/2 (which is the Swendsen Wang cluster updating scheme).

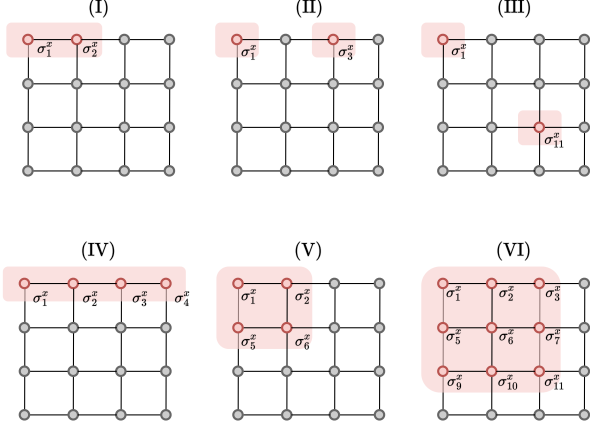


FIG. S8. The diagram for measuring the two-point and multi-point off-diagonal operators on the 2D TFIM model. (I)–(III) denotes the two-point off-diagonal correlations. (IV) – (VI) denotes the multi-point correlations.

When inserting the measurement operator σ^x (or many σ^x operators) in the PF, it is necessary to insert an equal number of regular off-diagonal σ^x operators to keep the PBC in the imaginary-time, which is similar to the XXZ model. During the diagonal update, the measurement off-diagonal operator remain unchanged, while the spins should be flipped. If we encounter the measurement operator σ^x in the cluster update, we choose the continue straight and update the spin without changing the types of operators (as shown in Fig. S1(b)). All other normal operators obey the standard rules of cluster update.

In the QMC simulation, we fix $h = 1$ and anneal the \bar{Z} and Z via gradually adjusting the coupling J . Therefore, the ratio of the PF with and without measurement

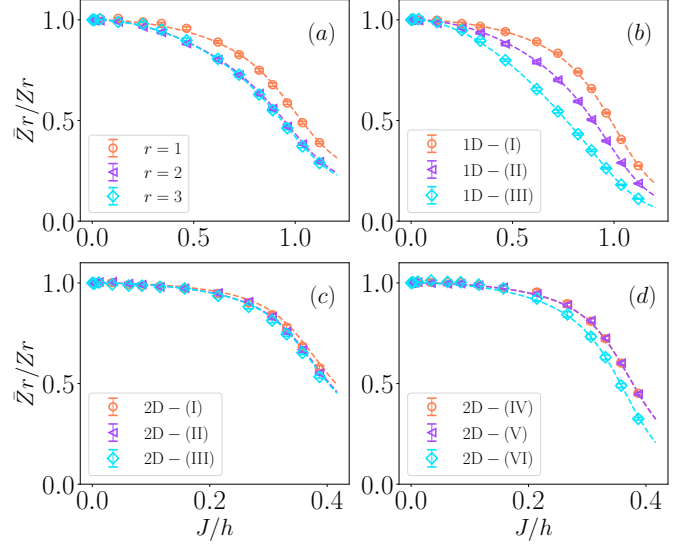


FIG. S9. The off-diagonal correlation measurement for σ_x in the 1D TFIM model ($L = 10$ and $\beta = 20$) (a-b) and 2D TFIM model ($L = 4$ and $\beta = 32$) (c-d). All the dashed lines are the ED results. (a) $r = 1, 2, 3$ denote the nearest neighbor (NN) ($\langle \sigma_1^x \sigma_2^x \rangle$), second NN ($\langle \sigma_1^x \sigma_3^x \rangle$), third NN ($\langle \sigma_1^x \sigma_4^x \rangle$) off-diagonal correlations. (b) 1D-(I), (II) and (III) denotes $\langle \sigma_1^x \sigma_2^x \sigma_3^x \sigma_4^x \rangle$, $\langle \sigma_1^x \sigma_2^x \sigma_4^x \sigma_5^x \rangle$ and $\langle \sigma_1^x \sigma_3^x \sigma_5^x \sigma_7^x \rangle$. (c-d) (I) – (VI) correspond to the diagram of Fig.S8.

operators can be expressed as,

$$\begin{aligned}
\bar{Z}_r &= \left\langle \left(\frac{J'}{J} \right)^{n_J} \right\rangle_{\bar{Z}} \\
Z_r &= \left\langle \left(\frac{J'}{J} \right)^{n_J} \right\rangle_Z
\end{aligned} \tag{E4}$$

For 1D TFIM model, there are two distinct phases including PM phase and FM phase, which are separated by a Ising critical point (QCP) $J/h = 1$. We perform the annealing process on the coupling J from 0^+ to 1.2, spanning the critical point, to obtain the \bar{Z}_r/Z_r . The RA results indicate that the ratio \bar{Z}_r/Z_r gradually decreases as J/h increase, which is consistent with the ED results (dashed line). In the 2D TFIM model, the effective QCP $J/h = 0.3285$ which separates the PM phase from the FM phase. As depicted in Fig. S9(c) and (d), when J/h gradually increases, the ratio \bar{Z}_r/Z_r gradually decreases, which demonstrates that two point and multi-point σ^x correlations are weakening. These observations are also in good accordance with the ED results [87, 88].