

Constraints on the Pre-Big Bang scenario from a cosmological interpretation of the NANOGrav data

P. Conzino ^a, G. Fanizza ^b, M. Gasperini ^c, E. Pavone ^c, L. Tedesco ^c and G. Veneziano ^{d,e}

^aDipartimento di Scienze Matematiche, Fisiche e Informatiche, Università di Parma, and INFN, Gruppo Collegato di Parma, Parco Area delle Scienze 7/A, I-43124, Parma, Italy

^bDipartimento di Ingegneria, Università LUM, S.S. 100 km 18 - 70010 Casamassima (BA), Italy

^cDipartimento di Fisica, Università di Bari, Via G. Amendola 173, 70126 Bari, Italy, and Istituto Nazionale di Fisica Nucleare, Sezione di Bari, Italy

^dCERN, Theory Department, CH-1211 Geneva 23, Switzerland

^eCollège de France, 11 Place M. Berthelot, 75005 Paris, France

E-mail: pietro.conzino@unipr.it, fanizza@lum.it, gasperini@ba.infn.it, eliseo.pavone@ba.infn.it, luigi.tedesco@ba.infn.it, gabriele.veneziano@cern.ch

Abstract. We discuss a recently proposed fit of the 15-year data set obtained from the North American Nanohertz Observatory for Gravitational Waves (NANOGrav) in terms of a relic stochastic background of primordial gravitons, produced in the context of the string cosmology pre-big bang scenario. We show that such interpretation cannot be reconciled with a phenomenologically viable minimal version of such scenario, while it can be allowed if one considers an equally viable but generalised, non-minimal version of pre-big bang evolution. Maintaining the S -duality symmetry throughout the high-curvature string phase is possible although somewhat disfavoured. The implications of this non-minimal scenario for the power spectrum of curvature perturbations are also briefly discussed.

Keywords: Primordial gravitational waves (Theory), String cosmology, Pre-big bang

Preprints: CERN-TH-2024-210, BA-TH/809-24

Contents

1	Introduction	1
2	A phenomenologically viable minimal Pre-Big Bang scenario	2
3	A non-minimal Pre-Big Bang scenario	5
3.1	Parametrization of the non-minimal model and related constraints	5
3.2	Allowed region in parameter space	8
3.3	Typical spectra for non-minimal models consistent with a fit of the NANOGrav data	10
3.4	Remarks on the spectrum of scalar curvature perturbations	12
4	Conclusion	13
A	Useful relations among the parameters of the non-minimal model	15

1 Introduction

There is an exciting possibility that the signal observed by multiple Pulsar Timing Array (IPTA) collaborations, including NANOGrav [1, 2], the Parkes PTA (PPTA) [3, 4], the European PTA (EPTA) in partnership with the Indian PTA (InPTA) [5, 6], and the Chinese PTA (CPTA)[7], can be interpreted as the first detection of a cosmological stochastic gravity-wave (GW) background.

In particular, in a very recent paper [8] the NANOGrav 15-year data set has been compared with the possible amplitude and frequency scale of the relic GW spectrum predicted long ago in the context of the pre-big bang (PBB) scenario [9–12], and thus used to constrain the related string cosmology parameters¹.

The results presented in [8] are certainly interesting, but they seem to disagree with another recent analysis of the primordial spectrum of relic pre-big bang gravitons [19]. In fact, let us recall that the data fit presented in [8] is based on a string cosmology GW spectrum $\Omega_{\text{GW}}(f)$ with two different frequency branches. In the low-frequency branch, Ω_{GW} scales as f^3 up to a transition frequency f_s , characteristic of string theory and marking the onset of the high-curvature regime. Beyond f_s , the spectrum retains a power-law form but with a different exponent: specifically, $\Omega_{\text{GW}} \sim f^\alpha$, where $\alpha < 3$.

The data fit presented in [8] indicates that, for frequencies $f_s \lesssim f \lesssim 10^{-6}$ Hz, the high frequency spectrum is nearly flat or slightly decreasing and that the spectral amplitude satisfies

$$\Omega_{\text{GW}}(f_s) \simeq 2.9_{-2.3}^{+5.4} \times 10^{-8}, \quad f_s \simeq (1.2 \pm 0.6) \times 10^{-8} \text{Hz}. \quad (1.1)$$

Such a spectral amplitude is *outside* the allowed region of the plane $\{f, \Omega_{\text{GW}}\}$, determined in [19] on the grounds of a phenomenologically complete model of pre-big bang evolution.

¹We recall that the PBB scenario is deeply rooted in the duality symmetries of the tree-level cosmological string equations [13–18], which also constrain theoretically its parameters.

The main purpose of this paper is twofold. First of all we will explain in Sect. 2 why the two discussions of the pre-big bang spectrum presented in [8] and [19] lead to different results, even if both are correct within their own assumptions. Second, we will suggest in Sect. 3 how the minimal scenario used in [19] could be generalised to accommodate the production of a relic signal that is also consistent with the data fit presented in (1.1). Finally, Sect. 4 will be devoted to some concluding remarks.

2 A phenomenologically viable minimal Pre-Big Bang scenario

The first point to be stressed is that the relic GW spectrum discussed in [8] refers to a preliminary and very simple example of pre-big bang spectrum presented in various old papers [20–23]. Such a spectrum, however, may be regarded as incomplete as it does not include all frequency branches arising in a realistic and phenomenologically viable string model of the early Universe.

A viable inflationary scenario must indeed predict, besides the relic GW background, also a related spectrum of adiabatic scalar curvature perturbations able to explain the observed large scale anisotropy. This has been shown to be possible [18, 24, 25] (see also [26] for a more complete review) thanks to the contribution of the string Kalb-Ramond axion field acting as a curvaton [27, 28], and producing a cosmic phase of axion dominated oscillations. The inclusion of this important aspect in the scenario modifies however the standard post-bouncing evolution and this, in its turn, may affect the sub-horizon propagation of tensor perturbation modes after their re-entry, thus producing additional frequency branches with different spectral indices in today’s observed GW spectrum (see e.g. [19, 29, 30] for recent quantitative discussions of such an effect).

The pre-big bang model used in [8] does not take into account this crucial ingredient determining the final observed GW spectrum, and thus neglects the important associated constraints. Such an ingredient, on the contrary, is properly accounted for in the spectrum analyzed in [19]. As a result, the corresponding, more tightly constrained spectral region does not overlap with the region of the IPTA signal (see, in particular, Fig. 4 of [19]). It should be stressed, however, that the spectral model considered in [19] is based on a complete but “minimal” example of pre-big bang scenario. It corresponds to the simplest description of a complete bouncing evolution from the string perturbative vacuum down to the present epoch, in agreement with all string theory constraints (see e.g. [31] for an exact string model of bounce), but is also based on ad hoc assumptions chosen to minimise the number of unknown parameters. It may be useful to recall here, in view of its generalisation to be presented in the next section, the basic aspects of such a minimal scenario.

First of all it must include, for its completeness, at least two different pre-bouncing phases as well as other two post-bouncing phases, occurring before the reheating epoch marking the beginning of standard cosmology. Starting from initial conditions asymptotically approaching the flat perturbative vacuum with vanishing Hubble parameter, $H \rightarrow 0$, such a scenario is thus characterized by four different Hubble scales: H_s , marking the beginning of the string high-curvature regime; H_1 , corresponding to the bouncing from accelerated to decelerated, decreasing curvature expansion; H_σ , marking the beginning of the dust-like phase dominated by the oscillating axion; and H_d , associated to the axion decay that triggers the reheating and the beginning of the standard radiation-dominated era. Obviously,

$$H_s \lesssim H_1 \lesssim M_{\text{P}}, \quad H_1 \gtrsim H_\sigma > H_d \gtrsim H_N, \quad (2.1)$$

where $H_N \simeq (1\text{MeV})^2/M_{\text{P}}$ is the scale of standard nucleosynthesis, and $M_{\text{P}} \equiv (8\pi G)^{-\frac{1}{2}} \simeq 2 \times 10^{18}$ GeV is the (reduced) Planck mass scale. We also recall, for later use, that H_σ and H_d can be expressed in terms of the axion mass m and of the initial, post-bouncing axion amplitude σ_i as follows [24–26]:

$$H_\sigma \simeq m \left(\frac{\sigma_i}{M_{\text{P}}} \right)^4, \quad H_d \simeq m \left(\frac{m}{M_{\text{P}}} \right)^2. \quad (2.2)$$

The axion field starts oscillating at a scale $H \simeq m$, hence the condition that the axion is oscillating when it becomes dominant (required for the curvaton mechanism to be efficient) implies $m \gtrsim H_\sigma$, namely² $\sigma_i \lesssim M_{\text{P}}$.

The amplification of metric perturbations, in this scenario, is thus characterised by four typical frequency scales: f_s, f_1, f_σ, f_d , where f_s is the proper frequency of a mode crossing the horizon at the beginning of the string phase, f_1 is the maximal amplified frequency, while f_σ and f_d are the frequency of modes re-entering the horizon, respectively, at the beginning and conclusion of the axion-dominated era. It follows, automatically, that $f_1 \gtrsim f_\sigma > f_d$, while f_s satisfies $f_s \lesssim f_1$, but its particular value is free, in principle, with respect to the values of f_σ and f_d . We shall assume here, as in [19, 29, 30, 32], that f_s is smaller than the other frequencies typical of the pre-big bang scenario, but larger than the frequencies constrained by the CMB data, i.e. the pivot frequency scale $f_* \simeq 0.05 \text{Mpc}^{-1}$, and the typical frequency of Large Scale Structure (LSS) observations, $f_{\text{LSS}} \simeq 60 f_*$. Hence, the model we shall consider here will be characterised by the following hierarchy of frequency scales:

$$f_* < f_{\text{LSS}} \lesssim f_s \lesssim f_d < f_\sigma \lesssim f_1. \quad (2.3)$$

Given an inflationary scenario with four typical frequency scales, the amplified spectrum of Fourier modes of tensor perturbations, h_k , will be characterised in general by four different spectral branches to be computed by solving, for each mode k , the canonical perturbation equation

$$v_k'' + \left(k^2 - \frac{\xi_h''}{\xi_h} \right) v_k = 0. \quad (2.4)$$

Here $v_k = \xi_h(\eta)h_k$ is the (Mukhanov-Sasaki) variable [35] for which the effective action for the tensor field h_k takes the standard canonical form, the (background dependent) variable $\xi_h(\eta)$ is the so-called pump field controlling the GW dynamics in the various cosmic phases, and a prime denotes differentiation with respect to the conformal time η . It should be recalled that the Fourier parameter k for a mode re-entering the horizon at a given time t in the post-bouncing epochs described by a standard FLRW metric background, is related to the proper frequency of that mode observed at the present time t_0 , i.e. $f(t_0)$, by $f(t_0) = \omega(t_0)/2\pi$, where $\omega(t_0) = k/a(t_0) = H(t)a(t)/a(t_0)$.

In order to solve Eq. (2.4) and obtain the GW spectrum, we need the explicit behaviour of the pump field for tensor perturbations in the various cosmic phases. The answer is simple for the low-curvature (low energy) regimes, where we can use the tree-level string cosmology equations. Assuming, as in [19, 29, 30, 32], to start with a ten-dimensional gravi-dilaton string background with 3 expanding dimensions with scale factor a , and 6 contracting spatial dimensions with scale factors b_i , which asymptotically evolves from the perturbative vacuum at $\eta \rightarrow -\infty$ up to the string scale (i.e. for $0 \leq H \leq H_s$), we then find for the tensor pump field the simple form

$$\xi_h(\eta) \sim ag_4^{-1} = a \left(\prod_{i=1}^6 b_i \right)^{1/2} e^{-\phi/2}, \quad (2.5)$$

²This is effectively the case if, as expected, the axion potential is periodic with a periodicity smaller than M_{P} .

where ϕ is the dilaton and g_4 is the effective (time-dependent) 4-dimensional string coupling. It is well known [33, 34] that this uniquely fixes the power law behaviour of ξ to be $\xi_h(\eta) \sim (-\eta)^{1/2}$.

The answer is simple also in the post-bouncing regime if we assume that in our minimal scenario, at all epochs from H_1 down to the present epoch H_0 , the internal dimensions as well as the dilaton, controlling the string coupling, are already stabilised at the string scale. In that case the tensor pump field simply coincides with the scale factor $a(\eta)$ describing decelerated, decreasing curvature expansion. In the radiation-dominated phases, occurring from H_1 to H_σ and for $H_d \geq H \geq H_{\text{eq}}$, where H_{eq} is the equality scale, the pump field is then given by $\xi_h(\eta) \sim \eta$, while for the dust-like phases, i.e. for $H_\sigma > H > H_d$ and $H < H_{\text{eq}}$ we have, as usual, $\xi_h(\eta) \sim \eta^2$.

Finally, for the pump field of the high-curvature string phase, i.e. for H ranging from H_s to H_1 , we can still use a parametrisation based on a power-law behaviour, but we have to take into account the effects of higher order string α' corrections, as well as other possible high energy effects typical of string theory. In the minimal scenario considered in [19, 29, 30, 32] it has been assumed $\xi_h(\eta) \sim (-\eta)^{-1+\beta}$, where the factor $(-\eta)^{-1}$ corresponds to having frozen the string-frame curvature at the string scale³ and, β is a positive parameter describing the rate of growth of the four-dimensional string coupling g_4 (a combined effect of the dilaton and internal volume time-dependence, see Eq. (2.5)) according to:

$$\beta \equiv \frac{d \log g_4}{d \log a} ; \quad 0 \lesssim \beta < 3. \quad (2.6)$$

Here the lower limit is required for a monotonically growing coupling, while the upper limit is to avoid quantum background instabilities [37]. The idea of the scenario is that g_4 starts very small at the beginning of the string phase and becomes of $\mathcal{O}(1)$ at its end.

It is important to stress that the same parameter β , in this scenario, also appears (with the opposite sign) in the axion pump field ξ_σ governing the amplification of the axion fluctuation during the string phase, which takes in fact the form $\xi_\sigma(\eta) \sim (-\eta)^{-1-\beta}$, according to the S -duality symmetry of string theory [18]. Hence, the same parameter β appears in the primordial spectrum $P_s(f)$ of scalar curvature perturbations produced via the curvaton mechanism, and thus contributes to the important constraint following from the standard normalisation of the scalar spectrum at the CMB pivot scale (see e.g. [38]), which implies [19, 29, 30, 32]

$$P_s(f_*) \equiv 2.1 \times 10^{-9} \simeq \frac{T^2(\sigma_i)}{2\pi^2} \left(\frac{H_1}{M_{\text{P}}} \right)^2 \left(\frac{f_s}{f_1} \right)^{3-|3+2\beta|} \left(\frac{f_*}{f_s} \right)^{n_s-1}, \quad (2.7)$$

and which provides a stringent constraint on all the parameters. Here $n_s \simeq 0.965$ is the scalar spectral index, and $T(\sigma_i)$ is the transfer function connecting the amplitude of axion and scalar curvature perturbations, which can be written (according to a numerical integration of the perturbation equations [25]) as

$$T(\sigma_i) \simeq 0.13 \left(\frac{\sigma_i}{M_{\text{P}}} \right) + 0.25 \left(\frac{M_{\text{P}}}{\sigma_i} \right) - 0.01. \quad (2.8)$$

Summing up and imposing all above mentioned constraints (given by Eqs. (2.6), (2.7), plus the hierarchy of scales (2.3), plus the condition $\sigma_i \leq M_{\text{P}}$), it turns out that the allowed amplitude of the relic GW spectrum for this minimal scenario (see [19]) cannot reproduce the results (1.1) obtained with the fit of the NANOGrav data set (unless we allow $\beta < 0$, which is however inconsistent with the physical interpretation of this parameter, see Eq. (2.6)). We have checked that the same result

³Attractors of this type have been discussed in [36].

is obtained even if we assume higher (and in principle allowed) values of the frequency f_s , changing the hierarchy of Eq. (2.3) and choosing, for instance, $f_d \lesssim f_s < f_\sigma$, or $f_\sigma \lesssim f_s \lesssim f_1$.

3 A non-minimal Pre-Big Bang scenario

3.1 Parametrization of the non-minimal model and related constraints

The minimal scenario of the previous section takes into account two typical effects of the high-curvature string phase: the late-time attractor and the growth of the dilaton. But there are in principle other possible high-energy string theory effects like, for instance, the production of a dense gas of primordial, string-size, black holes or “string holes” [39–41]. Such effects can modify not only the background evolution but also, and in a different way, the propagation of different types of perturbations like tensor-metric [42] and axion-field perturbations.

It seems appropriate, therefore, to consider also a more general, non-minimal phenomenological scenario where, during the high-curvature string phase, the tensor and axion pump fields (ξ_h and ξ_σ) can still be described by a power-law behaviour but with two new parameters, in principle unrelated to β and also to each other (in case S -duality is broken). We can parametrize them as follows:

$$\xi_h \sim (-\eta)^{-1+\beta+\gamma} \equiv (-\eta)^{-1+\beta_h}; \quad \xi_\sigma \sim (-\eta)^{-1-\beta+\delta} \equiv (-\eta)^{-1+\beta_\sigma}; \quad \beta_\sigma = -\beta_h + \epsilon, \quad \epsilon \equiv \delta + \gamma. \quad (3.1)$$

We have $\epsilon = 0$ if the S -duality assumed in the minimal scenario is still valid, while we recover the previous scenario if both γ and δ are vanishing. Let us then present the modified spectrum, and the related constraints, for the non-minimal case with $\gamma \neq 0$ and $\delta \neq 0$. In this paper we will discuss the possible range of values of δ and γ allowed by present phenomenological constraints. However, let us stress that their precise values, and in particular the value of the parameter ϵ controlling the possible breaking of the S -duality symmetry and the related time behaviour of the effective string coupling, should be computed, and physically interpreted, on the grounds of a given explicit model of background evolution (as we are replanning to discuss in a future paper).

Assuming the same hierarchy of frequency scales as before (given by Eq. (2.3)), solving Eq. (2.4) in the various phases (with the new tensor pump field), matching the solutions, and computing the final, presently observed GW spectral energy density expressed in units of critical density ρ_c , i.e. $\Omega_{\text{GW}}(k, t_0) = \rho_c^{-1}(t_0) d\rho_k(t_0)/d \ln k$, we obtain (besides a negligible contribution for $f > f_1$):

$$\frac{\Omega_{\text{GW}}(f, t_0)}{\Omega_{\text{GW}}(f_1, t_0)} = \begin{cases} \left(\frac{f}{f_1} \right)^{3-|3-2\beta_h|}, & f_\sigma \lesssim f \lesssim f_1 \\ \left(\frac{f_\sigma}{f_1} \right)^{3-|3-2\beta_h|} \left(\frac{f}{f_\sigma} \right)^{1-|3-2\beta_h|}, & f_d \lesssim f \lesssim f_\sigma \\ \left(\frac{f_\sigma}{f_1} \right)^{3-|3-2\beta_h|} \left(\frac{f_d}{f_\sigma} \right)^{1-|3-2\beta_h|} \left(\frac{f}{f_d} \right)^{3-|3-2\beta_h|}, & f_s \lesssim f \lesssim f_d \\ \left(\frac{f_\sigma}{f_1} \right)^{3-|3-2\beta_h|} \left(\frac{f_d}{f_\sigma} \right)^{1-|3-2\beta_h|} \left(\frac{f_s}{f_d} \right)^{3-|3-2\beta_h|} \left(\frac{f}{f_s} \right)^3, & f \lesssim f_s. \end{cases} \quad (3.2)$$

Note the difference from the results of [19] due to the new parameter γ (or rather β_h).

In order to discuss the various phenomenological constraints it is useful to work, as in [19], with the following frequency ratios

$$z_s = \frac{f_1}{f_s}, \quad z_d = \frac{f_1}{f_d}, \quad z_\sigma = \frac{f_1}{f_\sigma}, \quad z_s \gtrsim z_d > z_\sigma \gtrsim 1. \quad (3.3)$$

In terms of such variables, the end-point amplitude of the spectrum is given by [19]:

$$\Omega_{\text{GW}}(f_1, t_0) = \Omega_r(t_0) \left(\frac{H_1}{M_{\text{P}}} \right)^2 \left(\frac{z_\sigma}{z_d} \right)^2, \quad (3.4)$$

where $\Omega_r(t_0) \sim 10^{-4}$ is the present critical fraction of radiation energy density (including neutrinos), and we have neglected a possible suppression of $\Omega_{\text{GW}}(f_1, t_0)$ due to significant late entropy production [22]. Also, the typical axion parameters σ_i and m , controlling the post-bouncing scales H_σ and H_d according to Eq. (2.2), can be written as:

$$\frac{m}{M_{\text{P}}} \simeq \left(\frac{H_1}{M_{\text{P}}} \right)^{1/3} z_d^{-1} z_\sigma^{1/3}, \quad \frac{\sigma_i}{M_{\text{P}}} \simeq \left(\frac{H_1}{M_{\text{P}}} \right)^{1/6} z_d^{1/4} z_\sigma^{-7/12}. \quad (3.5)$$

The constraints to be imposed on this scenario can now be explicitly written (in base 10 logarithmic form, useful for later applications) as follows. The condition $\sigma_i \lesssim M_{\text{P}}$ becomes:

$$\log \left(\frac{H_1}{M_{\text{P}}} \right) + \frac{3}{2} \log z_d \lesssim \frac{7}{2} \log z_\sigma. \quad (3.6)$$

The condition $H_d \gtrsim H_N$ becomes:

$$\log \left(\frac{H_1}{M_{\text{P}}} \right) - 3 \log z_d + \log z_\sigma \gtrsim \log \left(\frac{H_N}{M_{\text{P}}} \right) \approx -42 - \log 4. \quad (3.7)$$

The condition $f_{\text{LSS}} < f_s$ (see Appendix B.2 of [19]) becomes:

$$\log z_s \lesssim 26 - \log 9 + \frac{1}{2} \log \left(\frac{H_1}{M_{\text{P}}} \right) + \frac{1}{2} (\log z_\sigma - \log z_d). \quad (3.8)$$

The phenomenological normalisation (2.7), generalized to the non-minimal scenario, leads to a condition which also include the new parameter δ (or ϵ , see Eq. (3.1)):

$$\log \left(\frac{H_1}{M_{\text{P}}} \right) = \frac{2}{5 - n_s} \left\{ \log \left[\frac{4.2\pi^2}{T^2(\sigma_i)} \right] - 9 + (1 - n_s)(\log 1.5 - 27) \right. \\ \left. + (4 - n_s - |3 + 2(\beta_h - \epsilon)|) \log z_s + \frac{n_s - 1}{2} (\log z_\sigma - \log z_d) \right\} \lesssim 0, \quad (3.9)$$

where the inequality on the right hand side has been imposed according to Eq. (2.1).

All the constraints listed up to now are to be always applied, in general, for the internal as well as for the phenomenological consistency of the non-minimal scenario that we are considering. But let us now introduce a further, more constraining ingredient, by imposing on the lowest energy branch of our non-minimal spectrum (3.2) to exactly satisfy the numerical values of Eq. (1.1), to be in agreement with the data fit of [8]. From the first condition of Eq. (1.1) we then obtain

$$2 \log \left(\frac{H_1}{M_{\text{P}}} \right) \simeq -4 + \log 2.9 + (3 - |3 - 2\beta_h|) \log z_s, \quad (3.10)$$

while the second condition of Eq. (1.1) gives

$$\frac{1}{2} \log \left(\frac{H_1}{M_{\text{P}}} \right) \simeq -19 + \log 1.93 + \log z_s + \frac{1}{2} (\log z_d - \log z_\sigma), \quad (3.11)$$

that makes the inequality of Eq. (3.8) automatically satisfied. In such a context one should note that the amplitude $\Omega_{\text{GW}}(f_s)$ of Eq. (1.1), reached by the spectrum at a relatively low frequency scale $f_s \sim 10^{-8}$ Hz, is quite close to the experimental upper bound recently imposed by the data of the LIGO-Virgo-KAGRA (LVK) network [43], which provides the condition:

$$\Omega_{\text{GW}}(f_{\text{LVK}}) < 4.12 \times 10^{-8}, \quad f_{\text{LVK}} \simeq 35.4 \text{ Hz}. \quad (3.12)$$

Taking into account that our spectrum (3.2) may be flat, or even increasing, for $f > f_s$, it follows that we should add to the list of our constraints also the above condition, suitably imposed on the whole range of spectral frequencies larger than f_s .

In addition, since the string phase should be characterized by a curvature scale of order the string mass scale M_{S} , we should in principle restrict the ratio (H_1/M_{P}) to lie in the canonical range $10^{-2} - 10^{-1}$. Nonetheless, in order to consider also some more exotic possibilities, and/or to consistently take into account the synthetic definition of our bouncing parameter H_1 (where we have absorbed model dependent numerical factors), we will enlarge our parameter space to include the wider range:

$$-3 \lesssim \log \left(\frac{H_1}{M_{\text{P}}} \right) \lesssim -1. \quad (3.13)$$

We stress that such a slight extension of the possible range of the bouncing scale is by no means compulsory to obtain models compatible with the data fit of Eq. (1.1) (as will be shown in the following subsections). Also, it does not necessarily imply deviations from the natural value of the string mass scale if the bouncing is also controlled by the growth of the string coupling and by a (possibly non local) dilaton potential. Finally, such an extension is simply suggested by the phenomenological approach adopted in this paper, and we are leaving a more constrained and predictive discussion to the case of explicit models that will be presented in forthcoming papers.

We should also take into account the possibility that, in the non-minimal scenario we are considering, the modified axion parameter β_σ is small enough but positive, thus describing a spectrum of induced scalar-curvature perturbations which is growing at high frequency. In that case the lowest frequency branch $f \lesssim f_s$ of the scalar spectrum has then the same behaviour reported in Eq. (2.7) (with β obviously replaced by $-\beta_\sigma$), while for $f \gtrsim f_s$ we find [24, 25]

$$P_s(f) \simeq \frac{T^2(\sigma_i)}{2\pi^2} \left(\frac{H_1}{M_{\text{P}}} \right)^2 \left(\frac{f}{f_1} \right)^{3-|3-2\beta_\sigma|}, \quad f_s \lesssim f \lesssim f_1. \quad (3.14)$$

In such a case we have to impose a further constraint, needed for the self-consistency of our scenario: the condition of negligible backreaction of the produced perturbations on the assumed model of background evolution, $P_s(f) \lesssim 1$, which, imposed at the peak values of the scalar spectrum, gives the condition:

$$\log \frac{T(\sigma_i)}{\sqrt{2\pi^2}} + \log \left(\frac{H_1}{M_{\text{P}}} \right) \lesssim 0. \quad (3.15)$$

By using our previous result $\sigma_i \lesssim M_{\text{P}}$ we can also rewrite the above condition in simplified form as $H_1 \lesssim \sigma_i$.

The question is now: is it possible to find a set of parameters $\{\beta_h, \beta_\sigma, z_s, z_d, z_\sigma, \sigma_i, m, H_1\}$ satisfying all physical and model-dependent constraints of the non-minimal scenario, Eqs. (2.6), (3.3), (3.6), (3.7), (3.8), (3.9), (3.12), and compatible with the two conditions (3.10), (3.11) obtained from the analysis of the NANOGrav data, plus the additional conditions (3.13), (3.15)?

3.2 Allowed region in parameter space

The total number of parameters of our non-minimal (yet simple) model is quite large. The whole set consists of $H_1, m, \sigma_i, z_s, z_d, z_\sigma$ and the two spectral parameters β_h and β_σ . However, they are not all independent. After several attempts, we have found the best way to present our results to be as follows.

We first choose a value for σ_i . Recalling that, before a non-perturbative axion potential is generated, any value of σ_i (modulo its periodicity $\mathcal{O}(M_{\text{P}})$) is equally probable, we could sample, for instance, the values $\sigma_i/M_{\text{P}} = 1, 0.5, 0.1$. Although much smaller values of σ_i may correspond to considerable fine-tuning of initial conditions, we will allow for the more generous range:

$$10^{-3/2} \lesssim \frac{\sigma_i}{M_{\text{P}}} \lesssim 1. \quad (3.16)$$

In any case, as we shall see, an order-of-magnitude change in σ_i has only a modest effect on the allowed ranges for the other parameters. We recall indeed that σ_i , the initial value of axion background after the bounce, controls the details of the curvaton mechanism (as discussed in [24, 25]), and defines different initial configurations depending of course on the explicit model of bounce, but, in general, it is not affected by the dynamics of the phase of pre-big bang evolution.

Once σ_i is given, there are enough equations (i.e. (3.5), (3.9), (3.10), (3.11)) to determine all the remaining physical parameters in terms of the two spectral ones, β_h and β_σ . Therefore, the constraints (3.13), (3.16), (3.6), (3.7), (3.8) define a (hopefully non empty) region in an easily plotted $\{\beta_h, \beta_\sigma\}$ plane, that will be illustrated in Fig. 1.

The two missing constraints are the ones given by LVK bound (3.12) and by the absence of strong back-reaction effects (3.15). It is easy to check that this latter constraint is automatically satisfied in the region already defined (indeed, for $H_1/M_{\text{P}} \lesssim 0.1$, it only requires $\sigma_i/M_{\text{P}} > 0.01$). On the other hand, the LVK bound can be non trivial (depending on the sign of β_h), and cuts off some corner of parameter space as we shall discuss in a moment. Within the resulting allowed region, each point represents a consistent spectrum of gravitational and scalar perturbations that can be readily drawn as we shall see in the next subsection. Inside the allowed region we can draw contour lines along which each of the remaining parameters ($H_1, m, z_s, z_d, z_\sigma$) takes constant values (so-called level curves). Luckily, one finds that z_s (the total duration of the string phase in red-shift space) is only a function of the combination $\beta_\sigma - \beta_h$. This explains why it is convenient to plot our parameter space in the two-dimensional plane spanned by the coordinates $\{\beta_h, \beta_\sigma - \beta_h\}$, as we have done in Fig. 1.

Two further simplifications occur when solving our equations, at least for $3 - 2\beta_\sigma > 0$ (which turns out to be largely satisfied by our constraints). These are apparent in the explicit solutions given in Eqs. (A.1) in the Appendix A. The first is that the level-curves of H_1/M_{P} are straight lines coming from the origin $\beta_\sigma = \beta_h = 0$. The second is that the level curves of $m/M_{\text{P}}, z_s/z_d, z_s/z_\sigma$ are all the same (they are given by the straight lines originating from the point $\beta_\sigma = \beta_h = 2$). That also means that, for a given σ_i/M_{P} and m/M_{P} , the two ratios z_s/z_d and z_s/z_{sg} can be determined. For the convenience of the reader we also give in the Appendix A these explicit relations.

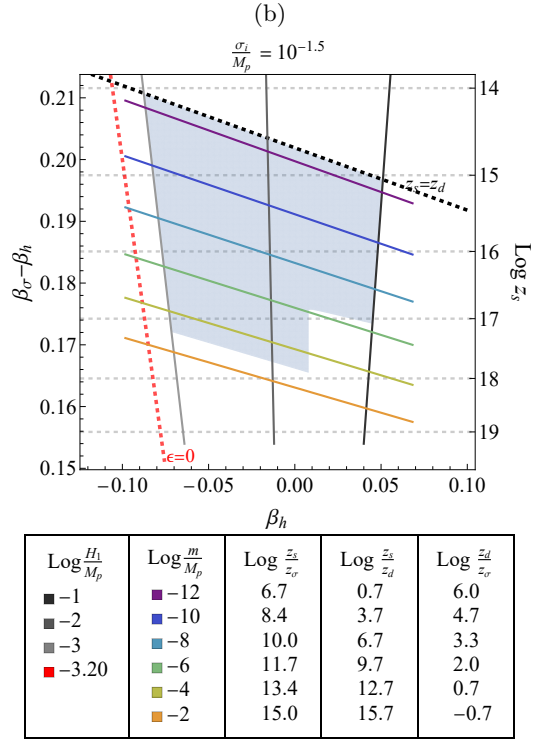
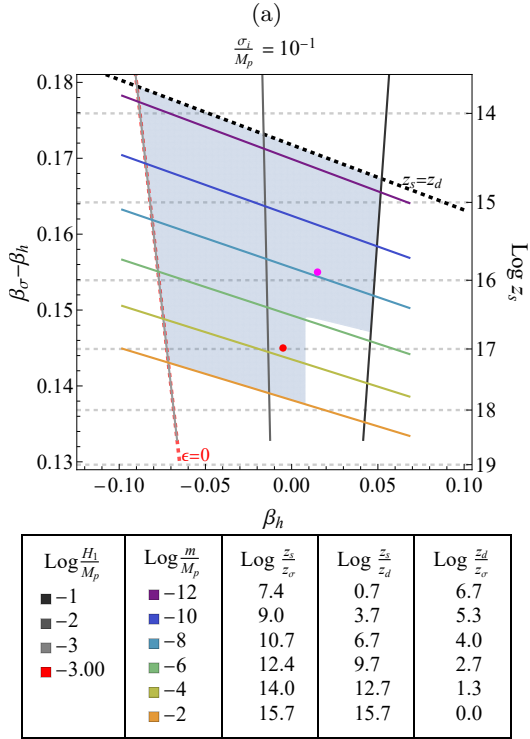
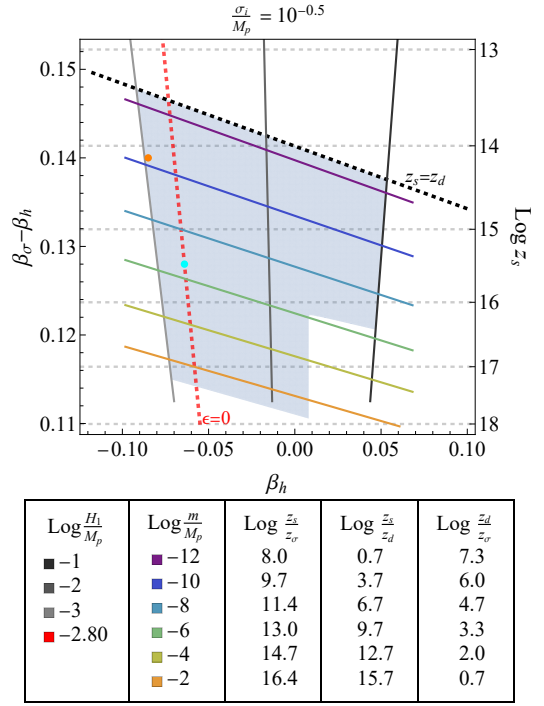
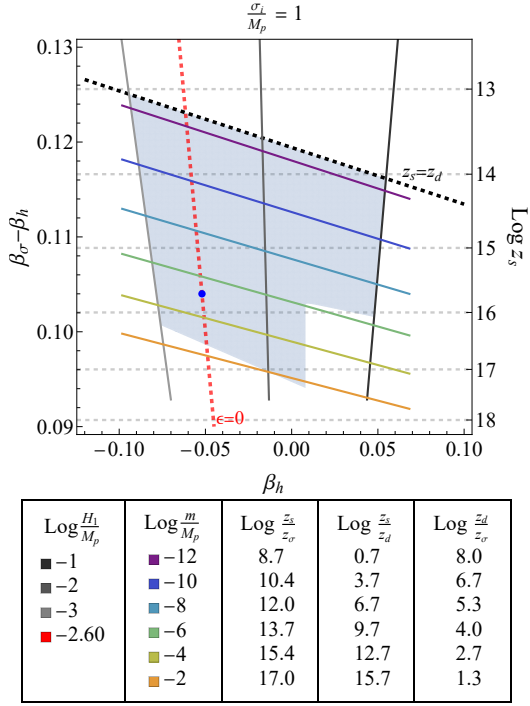


Figure 1: The shaded blue region represents the allowed parameter space. The condition $\epsilon = 0$ (red dashed line) defines the duality region, where $\beta_h = -\beta_\sigma$. Vertical black lines correspond to variations in the parameter $\log(H_1/M_p)$, while horizontal dashed gray lines represent the parameter $\log z_s$. The dashed black lines, marking the curve $z_s = z_d$, delineate the upper boundary of the allowed region. Oblique curves illustrate variations in $\log(m/M_p)$, $\log(z_s/z_d)$, $\log(z_s/z_\sigma)$, and $\log(z_d/z_\sigma)$, as explained in the legend. The colored dots correspond to the GW spectra reported in Fig. 2.

After the above discussion it is now straightforward to describe the properties the allowed region of parameter space shown in the four panels of Fig. 1, corresponding to the four choices $\log(\sigma_i/M_{\text{P}}) = 0, -1/2, -1, -3/2$. We stress immediately that the region has a trapezoidal shape except for a small “tooth” on the lower right side. This is precisely the extra constraint due to the LVK bound on Ω_{GW} , physically due to the fact that the value of $\Omega_{\text{GW}}(f_s)$ imposed to fit the NANOGrav data is close to the upper limit of LVK; thus, for a positive β_h , it is not trivial to avoid a clash between the two constraints.

In each panel the σ_i -dependent correspondence between $\beta_\sigma - \beta_h$ and z_s is clearly displaced. The level curves for $\log(H_1/M_{\text{P}}) = -1, -2, -3$ are the nearly vertical straight lines. To these we add the line (dotted in red) representing the condition $\epsilon = 0$, i.e. $\beta_\sigma = -\beta_h$, and corresponding to models satisfying the S -duality symmetry. In the duality-symmetric case the corresponding value of $\log(H_1/M_{\text{P}})$ is a mildly varying function of σ_i and is indicated in the accompanying Table. It varies between -2.60 and -3.20 for our chosen interval of σ_i and is within the allowed region for $\sigma_i/M_{\text{P}} > 0.1$, a value with 90% probability of being realized assuming uniform priors for the parameters distribution.

Finally, the nearly horizontal lines are the common level curves for the remaining quantities $m/M_{\text{P}}, z_s/z_d, z_s/z_\sigma$ whose corresponding values are also given again in each Table (together with their trivial combination z_d/z_σ). It may be useful to note, also, that relaxing the lower limit (3.13) of H_1 has the effect of allowing higher and higher values of β_σ , as well as lower and lower (negative) values of β_h . The same effect on the parameter β_σ is obtained if we relax the lower limit (3.16) on the axion amplitude σ_i ; in that case, however, the related effects on β_h are much smaller and, in any case, the allowed range of β_h does not increase, but it tends to slightly decrease.

Such properties are important to understand the variation in shape of the GW spectrum under a given variation of its parameters, to be illustrated in the next Sect. 3.3 where we will present some examples of GW spectra coming from the various regions of Fig. 1. In the final subsection 3.4 we will also present, for completeness, the associated power spectra of induced scalar curvature perturbations, leaving to future works the study of their possible implications .

3.3 Typical spectra for non-minimal models consistent with a fit of the NANOGrav data

Given the allowed values of the parameters defined in the previous subsection, we can now easily illustrate the possible spectral distribution of the relic GW background (3.2) in the various frequency branches. In spite of the rather small and compact size of the allowed region of parameter space there is a wide range of possible spectra that, we have illustrated in Fig. 2 in order to compare their shape with the expected sensitivity of present and near future GW detectors. We have plotted the spectra using a smooth interpolation between the various branches⁴, following the method previously introduced in [19] (in particular, in Appendix A). The different sets of parameters producing the various spectra of this section have been chosen to emphasise the possible differences in the spectral index and in the frequency extension of the intermediate frequency branch, $f_s \leq f \leq f_d$. As we shall see, such differences have important phenomenological implications.

For our illustrative purpose we have plotted indeed in the $\{f, \Omega_{\text{GW}}\}$ plane a few spectra which are all compatible with the bounds of Fig. 1 but which describe distinct physical configurations, such

⁴The smoothing of the piecewise profile (3.2) does not change the underlying scenario because the transition epochs from one phase to another are of negligible duration compared with the time extension of such phases.

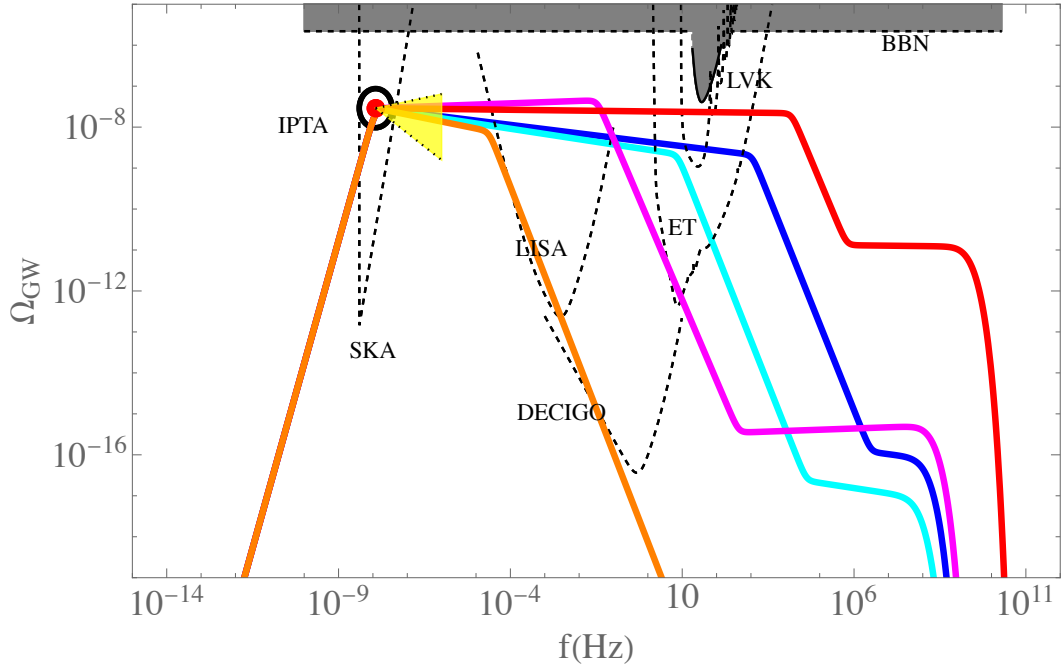


Figure 2: Possible examples of relic primordial GW spectrum produced in the context of a non-minimal model of pre-big bang evolution satisfying all present phenomenological constraints, and consistent with the data fit reported in Eq. (1.1) (the red dot localised inside the black circle). The corresponding values of their parameters are shown in Table 1. Also shown are the expected sensitivity of SKA, LISA, ET, DECIGO (the regions inside the dashed curves), and the upper bounds (the grey shaded areas) imposed by the present results of the LVK network and by the standard nucleosynthesis. The blue and cyan curves are example of spectra compatible with S -duality symmetry, while the red, magenta and orange curves are obtained if such a symmetry is violated in the high-curvature string phase. The yellow shaded region describes the allowed spectral region for $f_s < f < 10^{-6}$ Hz suggested by the results of [8].

as different extensions of a large spectral amplitude towards the high frequency range (the red and orange curves), or the possibility of a growing behaviour for modes with $f > f_s$, amplified during the high-curvature string phase (the magenta curve).

We have also included, for comparison, examples with a similar spectral behaviour but produced by models preserving the S -duality symmetry, and thus characterised by a parameter $\epsilon = 0$ (the blue and cyan curves). It may be interesting to note that, for all duality invariant models, the high-frequency spectral branches with $f > f_s$ must be characterised by a decreasing behaviour, given the negative allowed range of $\beta_h < 0$ along the red dotted lines $\epsilon = 0$ (see Fig. 1). The precise numerical values of all the parameters for the five plotted spectra are listed in Table 1.

In any case, it should be noted that all spectra have their lowest-frequency branch well inside the expected sensitivity of the Square Kilometer Array (SKA) [44] collaboration and that, for most of the spectra, the peak value turns out to be localised just in correspondence of the value reported in Eq. (1.1) and obtained from International Pulsar Timing Array (IPTA) collaboration (IPTA) [45], as illustrated in the figure. Note also that the high-frequency behaviour of the spectrum may be

compatible (in agreement with the results of [19]) with the expected sensitivity range of near-future detectors, represented by the regions inside the dashed curves of Fig. 2: in particular those of LISA [46], ET [47], DECIGO [48] and SKA [44]. Marginally, also with the expected sensitivity of Advanced LIGO [49]. In addition, all the plotted spectra are automatically compatible with the well known bound on the standard big bang nucleosynthesis (BBN) [22], which requires $\Omega_{\text{GW}} < 2.2 \times 10^{-6}$ in a very wide frequency range $f \gtrsim 10^{-8}$ Hz, and which is illustrated by the shaded grey area of Fig. 2.






	$\log z_s$	$\log z_d$	$\log z_\sigma$	ϵ	β_h	$\log \frac{\sigma_i}{M_{\text{P}}}$	$\log \frac{H_1}{M_{\text{P}}}$	$\log \frac{m}{M_{\text{P}}}$
	15.89	9.44	5.32	0.185	0.015	-1.00	-1.53	-8.18
	16.98	4.88	3.28	0.135	-0.005	-1.00	-1.85	-4.41
	14.14	10.84	4.65	-0.03	-0.085	-0.50	-2.97	-10.30
	15.70	4.74	1.29	0	-0.052	0.00	-2.60	-5.17
	15.46	6.68	2.93	0	-0.064	-0.50	-2.80	-6.62

Table 1: Numerical values of the parameters for the spectra plotted in Fig. 2

Finally, it may be interesting to check that the allowed spectra of our non-minimal model are compatible not only with the normalisation (1.1) of the spectral amplitude, but also with the power-law behaviour f^α suggested at the 90% confidence level by the data fit of [8] in the frequency range $f_s \lesssim f \lesssim 10^{-6}$ Hz, with a power roughly given by $-0.66 \lesssim \alpha \lesssim 0.18$. The corresponding allowed region for the spectrum is illustrated by the yellow shaded area of Fig. 2, well consistent with the allowed spectra of the non-minimal models both with and without S -duality symmetry.

3.4 Remarks on the spectrum of scalar curvature perturbations

To complete our presentation of the main physical aspects of the non-minimal scenario, introduced in order to support a possible cosmological interpretation of the IPTA signal, it may be useful to briefly illustrate also the properties of the primordial spectrum of adiabatic scalar curvature perturbations produced by the axion through the curvaton mechanism [24, 25, 27, 28], and associated to the relic GW spectrum discussed before.

Let us recall, to this purpose, that in the minimal pre-big bang scenario the (superhorizon) scalar spectrum of metric perturbations $P_s(f)$ at the axion decay time η_d is simply proportional to the primordial axion perturbation spectrum $P_\sigma(f)$ at all perturbation scales, i.e. $P_s \sim T^2 P_\sigma$, where T is given by Eq. (2.8). Also, in the minimal scenario, the low frequency branch of the scalar spectrum ($f < f_s$) has a slightly decreasing power-law behaviour in agreement with the observed CMB anisotropy, i.e. $P_s(f) \sim f^{n_s-1}$. For the high frequency modes, leaving the horizon during the high energy string phase ($f_s < f < f_1$), the power-law behaviour is determined by the same parameter β (but with the opposite sign) controlling the growth of tensor perturbations, so that $P_s(f) \sim f^{-2\beta}$. Since $\beta > 0$ it turns out, for the minimal scenario, that the intensity of the scalar spectrum is always decreasing with frequency, and it becomes fully negligible in the high frequency limit.

In the context of the non-minimal scenario that we are considering here the situation is quite similar, but with only one (crucial) difference: the two parameters controlling the pump field evolution and the spectral distribution, in the case of tensor perturbations (β_h) and of axion/scalar perturbations (β_σ), are in general different and in principle unrelated, $\beta_\sigma = -\beta_h + \epsilon$, see Eq. (3.1). However, they are strongly constrained by the whole set of theoretical as well as phenomenological conditions discussed

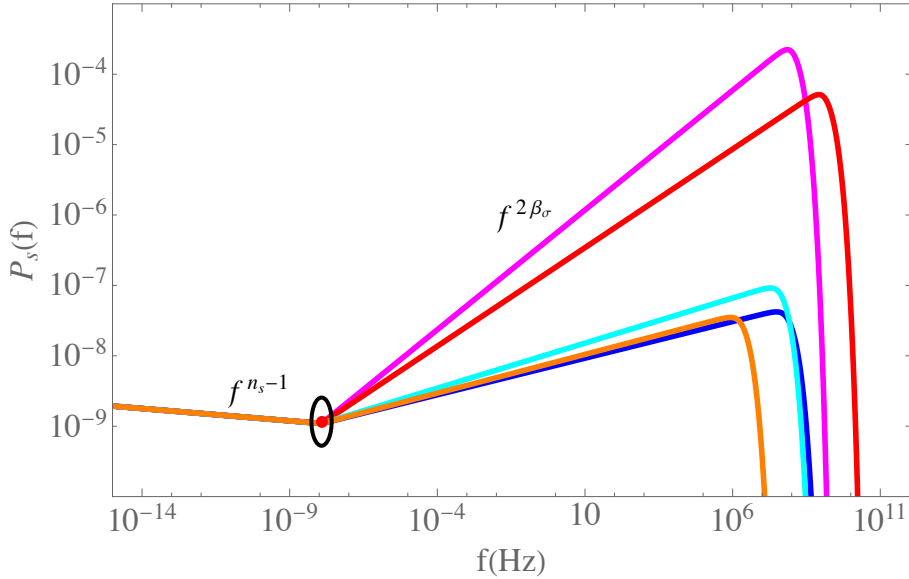


Figure 3: The five spectra of scalar perturbations associated with the five GW spectra of the non-minimal models illustrated in Fig. 2 and Table 1 (with the same colors). The change of slope correspond to the frequency f_s obtained from the fit of the NANOGrav data. Note that, contrary to the case of the GW spectrum, the scalar spectrum is always growing for $f > f_s$.

in Sects. 3.1, 3.2. It turns out, in particular, that the allowed values of β_σ are always positive, and small enough so that the high frequency branch of the scalar perturbation spectrum, according to Eq. (3.13), is always growing in frequency as $P_s(f) \sim f^{2\beta_\sigma}$, $\beta_\sigma > 0$.

Note that, unlike the GW spectrum, the axion and (as a consequence) the curvature power spectrum do not have breaks in the slope at f_d and f_σ . This is because axion perturbations re-entering the horizon during the axion-dominated phase are already non relativistic (since $f/(2\pi) \sim H < m$) as discussed in detail in Appendix A of [25].

This important physical difference between the minimal and non-minimal scenario is emphasized in Fig. 3. We have plotted, for the non-minimal scenario, the primordial spectra of scalar perturbations exactly corresponding to the GW spectra illustrated in Fig. 2, and with the colors exactly corresponding to the list of five different models reported in Table 1. Note that the change of slope, for all spectra, obviously correspond to the frequency f_s reported in Eq. (1.1) and obtained with the fit of the NANOGrav data (the corresponding spectral amplitude is different, of course, as it describes primordial scalar perturbations).

It should be stressed, finally, that such a class of scalar spectra is well compatible with present phenomenological bounds (see e.g. [50], [51]), and may have interesting applications on the possible production of primordial black holes (PBH), as we are planning to discuss in a future paper.

4 Conclusion

The conclusion of this paper is that the interpretation of the PTA signal [1–7] as due to a stochastic background of relic gravitons produced in a string model of pre-big bang evolution, as suggested in [8]

on the ground of a simple but phenomenologically incomplete GW spectrum, and referred in particular to a fit of the NANOGrav 15-year data set, may still be valid, and consistent with all constraints, if based on GW spectra obtained from more general, “non-minimal” string cosmology scenarios.

In this paper we have followed the results of [8], and we assumed ab initio that the frequency obtained with the fit of the NANOGrav data can be identified with the frequency f_s of the transition from the dilaton to the string-curvature phase (see Eq. (1.1)). One could ask what happens if f_s is left as another parameter of the model to be best-fitted to the data. While we are convinced that choosing $f_s \gg f_{\text{PTA}} \approx 1.2 \times 10^{-8} \text{Hz}$ would not be able to reproduce observations (because of the fast drop of the spectrum below f_s) it is not clear to what extent the case $f_s < f_{\text{PTA}}$ can be ruled out. We could ask, also, to what extent the results of this paper may change if, instead of starting from the fit of Eq. (1.1), one would attempt a global fit of the complete set of PTA data. Answering these questions would amount to finding out to what extent our non-minimal model is fine-tuned.

We are planning to present in a forthcoming paper a more detailed discussion of the possible values of the parameters of the non-minimal scenario and of their physical implications. In particular, we will give a possible string-theoretical interpretation of the approximately flat GW spectra which seems to be needed just above f_s , if we want to attribute the PTA signal to a cosmological scenario of this type.

Note Added

While in the final stage of writing this paper we noticed a new preprint [52] by the authors of Ref. [8] in which their previous claims are reconsidered precisely in the minimal model of our Sect. 2 and ref. [19]. Their conclusion, that the minimal model cannot explain their fit of the NANOGrav data, agrees with both [19] and this paper. However, their claim that one can fit the data by relaxing slightly the upper bound in (2.6) is incorrect. We thank the authors of [52] for confirming this in a private communication and for promptly posting a revised version.

Acknowledgements

We are grateful to Gianluca Calcagni for useful comments and for providing us with the sensitivity data of the gravitational antennas illustrated in Fig. 2. GF acknowledges support by FCT under the research project number PTDC/FIS-AST/ 0054/2021. GF is also member of the Gruppo Nazionale per la Fisica Matematica (GNFM) of the Istituto Nazionale di Alta Matematica (INdAM). MG, EP and LT are supported in part by INFN under the program TAsP: “*Theoretical Astroparticle Physics*”. EP and LT are also supported by the research grant number 2022E2J4RK “PANTHEON: Perspectives in Astroparticle and Neutrino THEory with Old and New messengers”, under the program PRIN 2022 funded by the Italian Ministero dell’Università e della Ricerca (MUR) and by the European Union-Next Generation EU. EP and LT want to acknowledge the hospitality of CERN, Department of Theoretical Physics. PC is supported in part by INFN under the program InDark: “*Inflation, Dark Matter and the Large-Scale Structure of the Universe*”. PC also acknowledges support by the program PRIN 2022 - grant 20228RMX4A, funded by MUR and by the European Union - Next generation EU, Mission 4, Component 1, CUP C53D23000940006.

A Useful relations among the parameters of the non-minimal model

In this appendix we provide some useful explicit relations that can be found by solving the set of equations (3.5), (3.9), (3.10), (3.11).

The first set of relations (3.5), (3.9) gives the five quantities $H_1, m, z_s, z_d, z_\sigma$ in terms of σ_i/M_{P} , β_h and β_σ :

$$\begin{aligned} \log z_s &= -\frac{K}{(\beta_\sigma - \beta_h)} ; & \log \frac{H_1}{M_{\text{P}}} &= \frac{C}{2} - \frac{K\beta_h}{(\beta_\sigma - \beta_h)} ; \\ \log \frac{z_s}{z_\sigma} &= \frac{3}{2}B - \frac{5}{8}C + 3 \log \left(\frac{\sigma_i}{M_{\text{P}}} \right) - \frac{5K(2 - \beta_h)}{4(\beta_\sigma - \beta_h)} ; & \log \frac{z_d}{z_\sigma} &= -2B + \frac{1}{2}C + \frac{K(2 - \beta_h)}{(\beta_\sigma - \beta_h)} ; \\ \log \frac{m}{M_{\text{P}}} &= 3B - \frac{3}{4}C + 2 \log \left(\frac{\sigma_i}{M_{\text{P}}} \right) - \frac{3K(2 - \beta_h)}{2(\beta_\sigma - \beta_h)} , \end{aligned} \quad (\text{A.1})$$

where we have defined the following (in general σ_i/M_{P} -dependent) quantities:

$$\begin{aligned} K \left(\frac{\sigma_i}{M_{\text{P}}} \right) &= \frac{1}{2} \left[A \left(\frac{\sigma_i}{M_{\text{P}}} \right) - C + (n_s - 1)B \right] , \\ A &= \log \left(\frac{4.2\pi^2}{T^2(\sigma_i)} \right) - 9 + (1 - n_s)(\log 1.5 - 27) , \\ B &= \log \left(\frac{2\pi f_s}{H_0^{\frac{1}{2}} M_{\text{P}}^{\frac{1}{2}}} \right) - \frac{1}{6} \log \left(\frac{H_0}{H_{\text{eq}}} \right) = \log \left(\frac{2\pi f_s}{3.9 \times 10^{11}} \right) , \\ C &= \log \frac{\Omega_{\text{GW}}(f_s)}{\Omega_r(t_0)} = -4 + \log 2.9 . \end{aligned} \quad (\text{A.2})$$

Eqs. (A.1) show that the two ratios $z_s/z_\sigma, z_s/z_d$ (and therefore also z_d/z_σ) can be expressed in terms of $\sigma_i/M_{\text{P}}, m/M_{\text{P}}$, and other known constants. More explicitly we find:

$$\begin{aligned} \log \left(\frac{z_s}{z_d} \right) &= \frac{3}{2} \log \left(\frac{m}{M_{\text{P}}} \right) + \frac{1}{6} \log \left(\frac{H_0}{H_{\text{eq}}} \right) + \log \left(\frac{H_0^{\frac{1}{2}} M_{\text{P}}^{\frac{1}{2}}}{2\pi f_s} \right) \\ &= \frac{3}{2} \log \left(\frac{m}{M_{\text{P}}} \right) + \log \left(\frac{3.9 \times 10^{11}}{2\pi f_s} \right) , \end{aligned} \quad (\text{A.3})$$

$$\begin{aligned} \log \left(\frac{z_s}{z_\sigma} \right) &= \frac{5}{6} \log \left(\frac{m}{M_{\text{P}}} \right) + \frac{4}{3} \log \left(\frac{\sigma_i}{M_{\text{P}}} \right) + \frac{1}{6} \log \left(\frac{H_0}{H_{\text{eq}}} \right) + \log \left(\frac{H_0^{\frac{1}{2}} M_{\text{P}}^{\frac{1}{2}}}{2\pi f_s} \right) \\ &= \frac{5}{6} \log \left(\frac{m}{M_{\text{P}}} \right) + \frac{4}{3} \log \left(\frac{\sigma_i}{M_{\text{P}}} \right) + \log \left(\frac{3.9 \times 10^{11}}{2\pi f_s} \right) , \end{aligned} \quad (\text{A.4})$$

$$\log \left(\frac{z_d}{z_\sigma} \right) = \frac{4}{3} \log \left(\frac{\sigma_i}{M_{\text{P}}} \right) - \frac{2}{3} \log \left(\frac{m}{M_{\text{P}}} \right) , \quad (\text{A.5})$$

where $H_{\text{eq}} = 1.6 \times 10^5 H_0 = 9.5 \times 10^{-56} M_{\text{P}}$ and $M_{\text{P}} \approx 2 \times 10^{18} \text{ GeV}$.

References

- [1] G. Agazie et al. [NANOGrav], *The NANOGrav 15-year data set: evidence for a gravitational-wave background*, *Astrophys. J. Lett.* **951** (2023) L8 [[arXiv:2306.16213](#)].

- [2] G. Agazie et al. [NANOGrav], *The NANOGrav 15 yr Data Set: Observations and Timing of 68 Millisecond Pulsars*, *Astrophys. J. Lett.* **951** (L9) 2023 [[arXiv:2306.16217](#)].
- [3] A. Zic et al., *The Parkes Pulsar Timing Array third data release*, *Publ. Astron. Soc. Austral.* **40** (e049) 2023 [[arXiv:2306.16230](#)].
- [4] D.J. Reardon et al., *Search for an Isotropic Gravitational-wave Background with the Parkes Pulsar Timing Array*, *Astrophys. J. Lett.* **951** (L6) 2023 [[arXiv:2306.16215](#)].
- [5] J. Antoniadis [EPTA], *The second data release from the European Pulsar Timing Array - I. The dataset and timing analysis*, *Astron. Astrophys.* **678** (A48) 2023 [[arXiv:2306.16224](#)].
- [6] [EPTA, InPTA], *The second data release from the European Pulsar Timing Array - III. Search for gravitational wave signals*, *Astron. Astrophys.* **678** (A50) 2023 [[arXiv:2306.16214](#)].
- [7] H. Xu et al., *Searching for the Nano-Hertz Stochastic Gravitational Wave Background with the Chinese Pulsar Timing Array Data Release I*, *Res. Astron. Astrophys.* **23** (075024) 2023 [[arXiv:2306.16216](#)].
- [8] Q. Tan, Y. Wu and L. Liu, *Constraining string cosmology with the gravitational-wave background using the NANOGrav 15-year data set*, [[arXiv:2409.17846](#)].
- [9] M. Gasperini and G. Veneziano, *Pre-big bang in string cosmology*, *Astropart. Phys.* **1** (1993) 317 [[arXiv:hep-th/9211021](#)].
- [10] M. Gasperini and G. Veneziano, *The pre-big bang scenario in string cosmology*, *Phys. Rept.* **373** (2003) 1 [[arXiv:hep-th/0207130](#)].
- [11] J. E. Lidsey, D. Wands and E. J. Copeland, *Superstring cosmology*, *Phys. Rept.* **337** (2000) 343 [[arXiv:hep-th/9909061](#)].
- [12] M. Gasperini and G. Veneziano, *String theory and pre-big bang cosmology*, *Nuovo Cim.* **C 38** (2016) 160 [[arXiv:hep-th/0703055](#)].
- [13] G. Veneziano, *Scale factor duality for classical and quantum strings*, *Phys. Lett.* **B 265** (1991) 287.
- [14] K. A. Meissner and G. Veneziano, *Symmetries of cosmological superstring vacua*, *Phys. Lett.* **B 267** (1991) 33
- [15] K. A. Meissner and G. Veneziano, *Manifestly $O(d,d)$ invariant approach to space-time dependent string vacua*, *Mod. Phys. Lett.* **A 6** (()) 3397991 [[arXiv:hep-th/9110004](#)].
- [16] M. Gasperini and G. Veneziano, *$O(d,d)$ covariant string cosmology*, *Phys. Lett.* **B 277** (1992) 256 [[arXiv:hep-th/9112044](#)].
- [17] A. Sen, *$O(d) \times O(d)$ symmetry of the space of cosmological solutions in string theory, scale factor duality and two-dimensional black holes*, *Phys. Lett.* **B 271** (1991) 295.
- [18] E. J. Copeland, J. E. Lidsey and D. Wands, *S-duality invariant perturbations in string cosmology*, *Nuc. Phys.* **B 506** (1997) 407 [[arXiv:hep-th/9705050](#)].
- [19] I. Ben-Dayan, G. Calcagni, M. Gasperini, A. Mazumdar, E. Pavone, U. Thattarampilly and A. Verma, *Gravitational-wave background in bouncing models from semi-classical, quantum and string gravity*, *JCAP* **09** (2024) 058 [[arXiv:2406.13521](#)].
- [20] M. Gasperini and M. Giovannini, *Dilaton contributions to the cosmic gravitational wave background*, *Phys. Rev.* **D 47** (1993) 1519 [[arXiv:gr-qc/9211021](#)].
- [21] R. Brustein, M. Gasperini, M. Giovannini and G. Veneziano, *Relic gravitational waves from string cosmology*, *Phys. Lett.* **B 361** (1995) 45 [[arXiv:hep-th/9507017](#)].
- [22] R. Brustein, M. Gasperini and G. Veneziano, *Peak and endpoint of the relic graviton background in*

string cosmology, *Phys. Rev. D* **55** (1997) 3882 [[arXiv:hep-th/9604084](#)].

- [23] M. Gasperini, *Elementary introduction to pre-big bang cosmology and to the relic graviton background*, in *Gravitational Waves, Proc. of the Second SIGRAV School on “Gravitational Waves in Astrophysics, Cosmology and String Theory”*, (Centre A. Volta, Como, April 1999), eds. I. Ciufolini et al. (IOP Publishing, Bristol, 2001), p. 280. [[arXiv:hep-th/9907067](#)].
- [24] V. Bozza, M. Gasperini, M. Giovannini and G. Veneziano, *Assisting pre-big bang phenomenology through short lived axions*, *Phys. Lett. B* **543** (2002) 14 [[arXiv:hep-ph/0206131](#)].
- [25] V. Bozza, M. Gasperini, M. Giovannini and G. Veneziano, *Constraints on pre-big bang parameter space from CMBR anisotropies*, *Phys. Rev. D* **67** (2003) 063514 [[arXiv:hep-ph/0212112](#)].
- [26] M. Gasperini, *Elements of String Cosmology*, Cambridge University Press Cambridge UK (2007).
- [27] K. Enqvist and M.S. Sloth, *Adiabatic CMB perturbations in pre-big bang string cosmology*, *Nucl. Phys. B* **626** (2002) 395 [[arXiv:hep-ph/0109214](#)].
- [28] D. H. Lyth and D. Wands, *Generating the curvature perturbation without an inflaton*, *Phys. Lett. B* **524** (2002) 5 [[arXiv:hep-ph/0110002](#)].
- [29] M. Gasperini, *Observable gravitational waves in pre-big bang cosmology: an update*, *JCAP* **1612** (2016) 010 [[arXiv:1606.07889](#)].
- [30] P. Conzino, M. Gasperini and G. Marozzi, *Primordial black holes from pre-big bang inflation*, *JCAP* **08** (031) 2020 [[arXiv:2004.08111](#)].
- [31] P. Conzino, G. Fanizza, M. Gasperini, E. Pavone, L. Tedesco and G. Veneziano, *From the string vacuum to FLRW or de Sitter via α' corrections*, *JCAP* **2312** (2023) 019 [[arXiv:2308.16076](#)].
- [32] P. Conzino and G. Marozzi, *Primordial black holes formation in an early matter dominated era from the pre-big-bang scenario*, *Phys. Rev. D* **108** (043533) 2023 [[arXiv:2305.01430](#)].
- [33] M. Gasperini and G. Veneziano, *Dilaton production in string cosmology*, *Phys. Rev. D* **50** (2519) 1994 [[arXiv:gr-qc/9403031](#)].
- [34] R. Brustein, M. Gasperini, M. Giovannini, V.F. Mukhanov and G. Veneziano, *Metric perturbations in dilaton driven inflation*, *Phys. Rev. D* **51** (6744) 1995 [[arXiv:hep-th/9501066](#)].
- [35] V.F. Mukhanov, H.A. Feldman and R.H. Brandenberger *Theory of cosmological perturbations*, *Phys. Rept.* **215** (1992) 203.
- [36] M. Gasperini, M. Maggiore and G. Veneziano, *Towards a nonsingular pre-big bang cosmology*, *Nucl. Phys. B* **494** (1997) 315 [[arXiv:hep-th/9611039](#)].
- [37] S. Kawai, M.-a. Sakagami and J. Soda, *Instability of one loop superstring cosmology*, *Phys. Lett. B* **437** (1998) 284 [[arXiv:gr-qc/9802033](#)].
- [38] PARTICLE DATA GROUP collaboration, *Review of Particle Physics*, *PTEP* **2022** (083C01) 2022
- [39] G. Veneziano, *A Model for the big bounce*, *JCAP* **03** (004) 2004 [[arXiv:hep-th/0312182](#)].
- [40] J. Quintin, R. H. Brandenberger, M. Gasperini and G. Veneziano, *Stringy black-hole gas in α' -corrected dilaton gravity*, *Phys. Rev. D* **98** (2018) 103519 [[arXiv:1809.01658](#)].
- [41] D. Bitnaya, P. Conzino and G. Marozzi, *On the stability of string-hole gas*, *JCAP* **01** (025) 2024 [[arXiv:2308.16764](#)].
- [42] G. Fanizza, M. Gasperini, E. Pavone and L. Tedesco, *Linearized propagation equations for metric fluctuations in a general (non-vacuum) background geometry*, *JCAP* **07** (021) 2021 [[arXiv:2105.13041](#)].

- [43] R. Abbott et al. [LIGO Scientific, VIRGO and KAGRA], *GWTC-3: compact binary coalescences observed by LIGO and Virgo during the second part of the third observing run*, *Phys. Rev. X* **13** (2023) 041039 [[arXiv:2111.03606](#)].
- [44] G. Janssen, G. Hobbs, M. McLaughlin, C. Bassa, A. Deller, M. Kramer, K. Lee, C. Mingarelli, P. Rosado, S. Sanidas, A. Sesana, L. Shao, I. Stairs, B. Stappers, and J. Verbiest, *Gravitational Wave Astronomy with the SKA*, *Proc. of Sci.* **037** (2015) .
- [45] G. Agazie et al. [International Pulsar Timing Array], *Comparing recent PTA results on the nanohertz stochastic gravitational wave background*, [arXiv:2309.00693](#).
- [46] P. Auclair et al. [LISA Cosmology Working Group], *Cosmology with the Laser Interferometer Space Antenna*, *Living Rev. Relativ.* **26** (2023) 5 [[arXiv:2204.05434](#)].
- [47] M. Branchesi et al. *Science with the Einstein Telescope: a comparison of different designs*, *JCAP* **2307** (2023) 068 [[arXiv:2303.15923](#)].
- [48] S. Kawamura et al., *Current status of space gravitational wave antenna DECIGO and B-DECIGO*, *Prog. Theor. Exp. Phys.* **2021** (2021) 05A105 [[arXiv:2006.13545](#)].
- [49] R. Abbott et al. [LIGO Scientific, VIRGO and KAGRA], *Tests of general relativity with GWTC-3*, [[arXiv:2112.06861](#)].
- [50] Ann B. Green, *Primordial black holes as a dark matter candidate - a brief overview*, [arXiv:2402.15211](#)
- [51] Zhu Yi and Qin Fei, *Constraints on primordial curvature spectrum from primordial black holes and scalar-induced gravitational waves*, *Eur. Phys. J C* (2023) 83 [[arXiv:2210.0641](#)].
- [52] Q. Tan, Y. Wu and L. Liu, *Pre-Big-Bang Cosmology Cannot Explain NANOGrav 15-year Signal*, [[arXiv:2411.16505](#)].