

Exact steady state of quantum van der Pol oscillator: critical phenomena and enhanced metrology

Yaohua Li,¹ Xuanchen Zhang,¹ and Yong-Chun Liu^{1,2,*}

¹*State Key Laboratory of Low-Dimensional Quantum Physics,
Department of Physics, Tsinghua University, Beijing 100084, P. R. China*
²*Frontier Science Center for Quantum Information, Beijing 100084, China*

(Dated: December 5, 2024)

Quantum criticality of open many-body systems has attracted lots of interest for emergent phenomena and universality. Here we present the exact steady state of the quantum van der Pol oscillator using the complex P -representation. We show the threshold corresponds to a dissipative phase transition with abrupt changes of steady-state properties and enhanced metrology. The critical behaviors and finite-size effects are investigated through the analytical steady state. Moreover, we obtain divergent quantum Fisher information (QFI) in the thermodynamic limit both at the critical point and in the time crystal phase, but only the QFI at the critical point approaches the Heisenberg limit. We further prove that the steady-state photon number is the optimized estimated observable with the largest signal-to-noise ratio. We show that the Heisenberg-limited metrology originates from the enhancement of both the variance and changing rate of the photon number. Our work reveals the underlying relation between the time crystal, dissipative phase transition, and enhanced metrology.

Introduction.—Quantum phase transition is a phase transition at zero temperature driven by quantum fluctuations [1]. It is related to the low-energy spectrum. At the phase boundary of a continuous quantum phase transition, the gap between the ground state and the first excited state disappears, and it results in nonanalytical changes of the ground state when crossing the phase boundary. The nonanalytical behaviors near the phase boundary, although induced by quantum effects, can still be understood by the general phase transition theory first developed by Landau. According to the critical exponents that characterize the critical phenomena, the quantum phase transitions can be divided into different universality classes.

Quantum criticality also exists in open systems [2, 3]. For an open system, the Hamiltonian is not enough to describe the system dynamics. The couplings to the environment must be considered. A simple consideration is to assume the environment is a huge and memoryless thermal bath (Markov assumption). Then the system dynamics is governed by a master equation or the Liouville superoperator. Quantum criticality emerges when the gap near the steady state disappears in the thermodynamic limit [4, 5]. Consequently, quantum phase transition in open systems (dissipative phase transition) denotes a phase transition of the steady state.

Dissipative phase transitions have been widely investigated in spin systems [6–12], optical systems [13–27] and hybrid spin-optical systems such as Dicke [28–32] and Rabi models [33–37]. A general method to investigate the dissipative phase transition in these systems is the mean-field theory, which neglects finite-size and quantum effects. Beyond the mean-field approximation, the dissipative phase transition can also be analytically solved based on Keldysh field theory [38–43], which is a

powerful approach leveraging the well-established techniques in equilibrium field theory. Among these open many-body systems, exactly-solvable models are particularly attractive. The exact results not only provide a full description of the phase diagram but also allow us to further investigate the underlying phenomena such as criticality-enhanced metrology [44, 45]. Several exact solutions have been obtained in both spin models [46, 47] and optical models [48–50] with the emergence of dissipative phase transitions. However, two important aspects of these models: critical phenomena and criticality-enhanced metrology remain unclear. These aspects have been addressed via extensive numerical analysis of lattice systems [51, 52], while the exact results may shed light on the detailed relation between the quantum criticality and the enhanced metrology.

Here we show the quantum van der Pol oscillator exhibits a dissipative phase transition at the threshold. The phase above the threshold is a time crystal phase. We obtain the exact stationary photon distribution through the Fokker-Planck equations for the complex P -representation of the density matrix. We can then obtain the exact results of the Wigner function and photon statics. The Wigner function exhibits a transition from localized distribution to a quantum limit cycle. Importantly, it allows us to investigate the critical phenomena of the dissipative phase transition, including the critical exponents and the resulting criticality-enhanced metrology. This model has the same finite-size exponent but a different photon flux exponent of the corresponding exponents of the open Dicke model and open Rabi model. Moreover, we show that the quantum Fisher information (QFI) diverges with a scaling η^{-1} in the thermodynamic limit $\eta \rightarrow 0$ both at the critical point and in the time crystal phase. However, only the QFI at the critical point

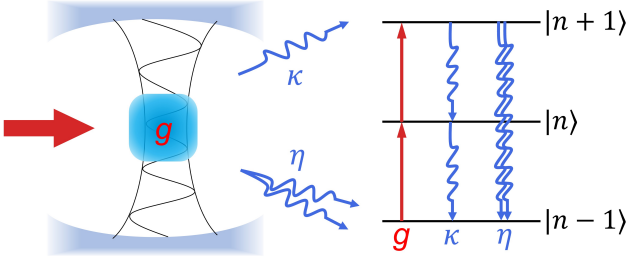


FIG. 1. Sketch of our setup: a cavity mode a with a linear gain (g), a linear loss (κ), and a nonlinear loss (η). The right panel is a detailed representation of the three processes in the Fock space.

can approach the Heisenberg limit $F_g \propto N_a^2$, where N_a is the steady-state photon number. The QFI in the time crystal phase can only approach the standard quantum limit $F_g \propto N_a$. Fortunately, we find the steady-state photon number \hat{N}_a is the optimal observable for the estimated parameter g (gain). It allows us to analyze the origin of the Heisenberg-limit sensitivity. When considering the same steady-state photon number, the variance and changing rate of the photon number at the critical point are both enhanced with a double power-law exponent compared with those in the time crystal phase. It results in the sensitivity enhanced from the standard quantum limit N_a into the Heisenberg limit N_a^2 .

System model.—We consider a nonlinear bosonic cavity, as shown in Fig. 1. The cavity is subjected to a one-photon gain (g), a one-photon loss (κ), and a two-photon loss (η). Such a kind of model is also known as the quantum van der Pol oscillator [53–56], and it can be described by the master equation as ($\hbar = 1$)

$$\dot{\rho} = i[\rho, \hat{H}] + \kappa \mathcal{D}[\hat{a}]\rho + g \mathcal{D}[\hat{a}^\dagger]\rho + \eta \mathcal{D}[\hat{a}^2]\rho \equiv \hat{\mathcal{L}}\rho, \quad (1)$$

with $H = \omega_0 \hat{a}^\dagger \hat{a}$. Here ω_0 is the frequency of the cavity mode, \hat{a} (\hat{a}^\dagger) is the bosonic annihilation (creation) operator, and $\mathcal{D}(\hat{o})\rho = \hat{o}\rho\hat{o}^\dagger - (\hat{o}^\dagger\hat{o}\rho + \rho\hat{o}^\dagger\hat{o})/2$ is the Lindblad dissipator for operator \hat{o} . $\hat{\mathcal{L}}$ denotes the Liouville superoperator.

Exact steady state.—The steady-state density matrix can be obtained by letting $\dot{\rho} = 0$. If we are only interested in the steady state, we can introduce a transformation into the rotating frame with frequency ω_0 . This transformation will not change the steady state, as the steady state does not rotate. Afterwards, we consider the complex P -representation of the density matrix [48, 49]

$$\rho = \int_{\mathcal{C}} d\alpha \int_{\mathcal{C}'} d\beta \frac{|\alpha\rangle\langle\beta^*|}{\langle\beta^*|\alpha\rangle} P(\alpha, \beta), \quad (2)$$

where the integral is defined in closed contours that encircle all the singularities. Then the master equation can

be transferred into a Fokker-Planck equation as

$$\partial_j (\ln P) = \sum_{i=\alpha, \beta} (\mathbf{D}^{-1})_{ji} \left[2A^i - \sum_{k=\alpha, \beta} \partial_k (D^{ik}) \right], \quad (3)$$

where

$$\vec{A} = \begin{pmatrix} -i\frac{\kappa-g}{2}\alpha - i\eta\alpha^2\beta \\ -i\frac{\kappa-g}{2}\beta - i\eta\alpha\beta^2 \end{pmatrix}, \quad \mathbf{D} = \begin{pmatrix} -i\eta\alpha^2 & ig \\ ig & -i\eta\beta^2 \end{pmatrix}. \quad (4)$$

It gives the complex P -representation of the steady-state density matrix as

$$P(\alpha, \beta) \propto e^{2\alpha\beta} (\eta\alpha\beta - g)^{\frac{\kappa+g-2\eta}{\eta}}. \quad (5)$$

This equation represents the main result of this paper. From the complex P -representation we can further obtain the Wigner distribution

$$\begin{aligned} W(z) &= \frac{2}{\pi} \int_{\mathcal{C}} d\alpha \int_{\mathcal{C}'} d\beta P(\alpha, \beta) e^{-2(\alpha-z)(\beta-z^*)} \\ &= \frac{2}{\pi} e^{-2|z|^2} \frac{{}_0F_1(q+2, \frac{4g|z|^2}{\eta})}{{}_1F_1(1; q+2, \frac{2g}{\eta})}, \end{aligned} \quad (6)$$

and the factorial moments

$$\begin{aligned} \langle \hat{a}^{\dagger m} \hat{a}^m \rangle &= \int_{\mathcal{C}} d\alpha \int_{\mathcal{C}'} d\beta P(\alpha, \beta) \alpha^m \beta^m \\ &= \frac{m! \left(\frac{g}{\eta}\right)^m {}_1F_1\left(1+m; \frac{\kappa+g}{\eta} + m, \frac{2g}{\eta}\right)}{\left(\frac{\kappa+g}{\eta}\right)_m {}_1F_1\left(1; \frac{\kappa+g}{\eta}, \frac{2g}{\eta}\right)}, \end{aligned} \quad (7)$$

where $(x)_n = x(x+1)\cdots(x+n-1)$ is the Pochhammer symbol, and ${}_pF_q$ is the Gauss hypergeometric function. Moreover, the density matrix itself can be obtained from Eq. (2) and Eq. (5), which is

$$\rho = \sum_{n, m} |n\rangle\langle m| \frac{\left(\frac{g}{\eta}\right)^n {}_1F_1\left(1+n; \frac{\kappa+g}{\eta} + n, \frac{g}{\eta}\right)}{\left(\frac{\kappa+g}{\eta}\right)_n {}_1F_1\left(1; \frac{\kappa+g}{\eta}, \frac{2g}{\eta}\right)} \delta_{nm}. \quad (8)$$

Interestingly, the off-diagonal elements of the steady-state density matrix are all zero, and the information about the steady state is only encoded in the diagonal elements.

Dissipative phase transition.—There are two different phases in this model: the normal phase for $g < \kappa$ and the time crystal phase for $g > \kappa$. The time crystal phase is characterized by the emergence of purely imaginary eigenvalues of the Liouville superoperator or spontaneous stable oscillation in the thermodynamic limit [57, 58]. In the thermodynamic limit, the threshold $g = \kappa$ is a critical point of dissipative phase transition between two phases. Here the thermodynamic limit is defined as $\eta \rightarrow 0$ [59–62]. In Fig. 2(a), we plot the Wigner distribution of the steady state given by Eq. (6). Although the parameter

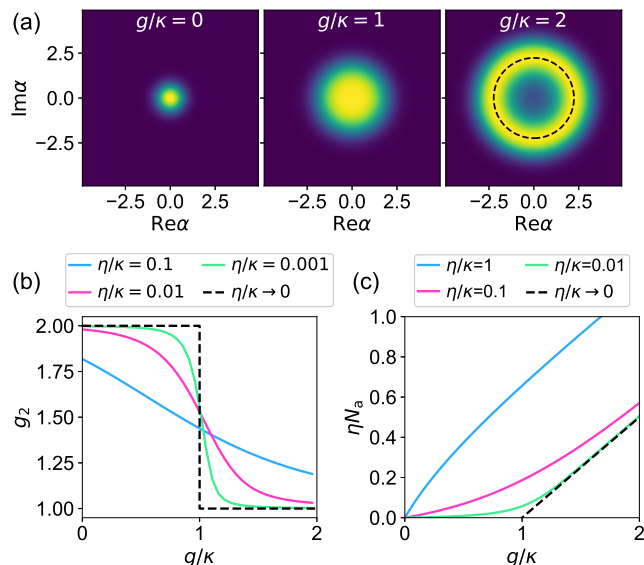


FIG. 2. Dissipative phase transition in the steady state. (a) Wigner distributions of the steady state given by Eq. (6). The nonlinear loss rate is $\eta/\kappa = 0.1$. (b),(c) The second-order correlation function $g^{(2)}$ and the rescaled photon number ηN_a in the steady state.

is still far away from the thermodynamic limit, the two phases exhibit distinct Wigner distributions in the steady state. In the normal phase, the Wigner distribution is localized and takes the maximum value at the origin. In the time crystal phase, the Wigner distribution is uniformly distributed along a circle, which is also named as the quantum limit cycle [50, 63, 64]. The radius of the circle can be obtained by employing the mean-field approximation. In this case, the quantum limit cycle reduces to a classical limit cycle, and the radius is given by $r = \sqrt{(g - \kappa)/2\eta}$.

The phase transition is more clear when considering expectation values of physical quantities in the steady state, such as the second-order correlation function g_2 [Fig. 2(b)] and the rescaled photon number ηN_a [Fig. 2(c)]. Thanks to the analytical results given by Eq. (7), we can approach the thermodynamic limit infinitely. In this limit, the second-order correlation function $g^{(2)} = \langle \hat{a}^{\dagger 2} \hat{a}^2 \rangle / \langle \hat{a}^{\dagger} \hat{a} \rangle^2$ and the photon number in the steady state $N_a = \langle \hat{a}^{\dagger} \hat{a} \rangle$ can be obtained as

$$\lim_{\eta \rightarrow 0} g^{(2)} \approx \begin{cases} 2, & g < \kappa \\ 1, & g > \kappa \end{cases}. \quad (9)$$

$$\lim_{\eta \rightarrow 0} N_a \approx \begin{cases} \frac{g}{\kappa - g}, & g < \kappa \\ \frac{g - \kappa}{2\eta}, & g > \kappa \end{cases}. \quad (10)$$

We can observe a sharp change of the second-order correlation function from 2 to 1 at the critical point when the gain exceeds the loss. It corresponds to a transition

from a quantum state with photon bunching into a coherent state. In the thermodynamic limit, the steady-state photon number remains a finite value for $g < \kappa$ but approaches infinity for $g > \kappa$. However, we can observe that the rescaled photon number ηN_a exhibits a continuous transition, as shown in Fig. 2(c).

Critical exponents.—The analytical results of the steady state also allow us to explicitly investigate the critical exponents of the dissipative phase transition. Specifically, we obtain three main critical exponents as follows,

$$\lim_{\eta \rightarrow 0, \delta_g \rightarrow 0^+} \eta N_a \propto \delta_g^{\omega_1}, \omega_1 \approx 1, \quad (11)$$

$$\lim_{\eta \rightarrow 0} N_a \Big|_{\delta_g=0} \propto \eta^{\omega_2}, \omega_2 \approx -0.5, \quad (12)$$

$$\lim_{\eta \rightarrow 0} \frac{\partial}{\partial g} g_2 \Big|_{\delta_g=0} \propto \eta^{1/\omega_3}, \omega_3 \approx 0.5, \quad (13)$$

where $\delta_g = g - \kappa$ is the distance from the critical point. The finite-size scaling exponent ω_2 is the same as the corresponding exponent in the open Dicke model [40] and the open Rabi model [41], while the photon flux exponent ω_1 is different. $\omega_1 = -1$ for the open Dicke model [40] and the open Rabi model [41].

As an analog of the quantum phase transition, the quantum criticality in a dissipative phase transition originates from the closing of the Liouvillian gap and the emergence of steady-state degeneracy. In general, the Liouville superoperator is non-Hermitian and has a complex spectrum. Thus, the emergence of steady-state degeneracy requires the closing of the Liouvillian gap from both the real and imaginary axes. In our model, the dynamics of elements in different diagonal lines of the

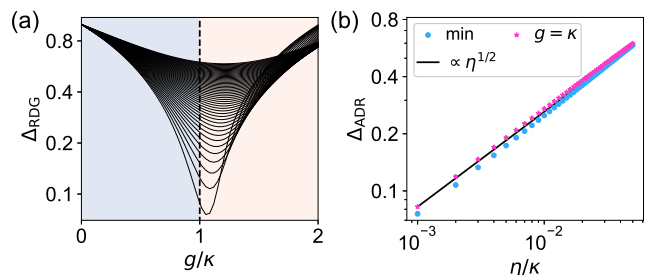


FIG. 3. Dissipative gap and critical phenomenon. (a) Dissipative gap as a function of gain g for different nonlinear loss rate η . The black dashed line indicates the critical point, and the pink (blue) area indicates the time crystal (normal) phase. The dissipative gap Δ_{RDG} is defined as the opposite of the largest real eigenvalues in the Liouvillian spectrum. The fifty lines from the bottom up correspond to equally spaced η/κ from 0.001 to 0.05. (b) Dissipative gap at the critical point (red dotted line) and at the minimum (blue dotted line). The black line is a reference line corresponding to the critical exponent $1/2$.

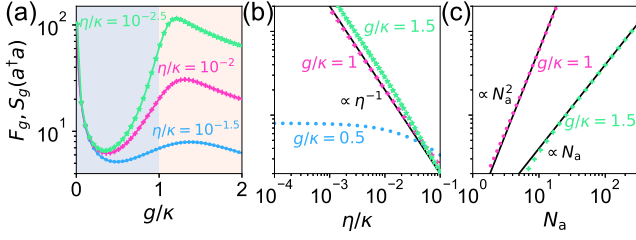


FIG. 4. Enhanced metrology. (a) The signal-to-noise ratio with observable N_a (dotted lines) and the QFI (solid lines) when estimating the gain parameter g . The pink (blue) area indicates the time crystal (normal) phase. (b) The QFI as a function of η . The black line is a reference line corresponding to a scaling with exponent -1 . (c) The QFI as a function of photon number N_a . Two black lines are reference lines corresponding to the Heisenberg limit (above) and the standard quantum limit (below).

density matrix are independent, and the Liouville superoperator $\hat{\mathcal{L}}$ can be block diagonalized. For the subspace consisted by the m th diagonal elements, the imaginary parts of the eigenvalues are always $im\omega_0$. Consequently, we can define a dissipative gap Δ_{RDG} as the opposite of the largest real eigenvalue that is nonzero in the Liouvillian spectrum. The vanishing of this dissipative gap indicates a nonanalytical change of the steady state and thus is a fundamental signature of the dissipative phase transition.

In Fig. 3(a), we show the dissipative gap as a function of gain g for different nonlinear loss rate η . When η approaches zero, a sharp minimum emerges near the critical point and the minimum converges to the critical point gradually. As shown in Fig. 3(b), the dissipative gaps at the critical point and the minimum both follow a scaling with a critical exponent near $1/2$.

Enhanced metrology.—Another important finding from the analytical results is the enhanced metrology. In general, for a given observable \hat{O} and an estimated parameter x , the estimated precision can be characterized by the signal-to-noise ratio, which is defined as [45]

$$S_x(\hat{O}) = \frac{1}{\Delta x^2} = \frac{|\partial_x \langle \hat{O} \rangle|^2}{(\Delta \hat{O})^2}, \quad (14)$$

where $\Delta \hat{O} = \sqrt{\langle \hat{O}^2 \rangle - \langle \hat{O} \rangle^2}$ is the variance of the observable \hat{O} . The estimated precision is bounded by the QFI [44, 65]. The QFI denotes the maximum precision by choosing the optimal observable. The QFI of an open system can be expressed as a function of the density matrix. As the off-diagonal elements of the steady-state matrix in our model are zero, the QFI can be further simplified as

$$F_x = \sum_j \frac{(\partial_x p_j)^2}{p_j}, \quad (15)$$

where $p_j = \langle j | \rho | j \rangle$ is the diagonal elements of the density matrix.

Fig. 4(a) shows both the results of signal-to-noise ratio with observable \hat{N}_a (dotted lines) and the QFI (solid lines) when estimating the gain parameter g . There are two surprising findings. First, the signal-to-noise ratio with observable \hat{N}_a exactly matches the QFI. It indicates that \hat{N}_a is the optimal observable with maximum precision for estimated parameter g . Second, we find the QFI satisfies the same finite-size scaling $F_g \propto \eta^{-1}$ both at the critical point and in the time crystal phase. However, the steady-state photon number has a scaling as $N_a \propto \eta^{-0.5}$ at the critical point [see Eq. (12)] and $N_a \propto \eta^{-1}$ in the time crystal phase [see Eq. (10)]. It means the metrology sensitivity can approach the Heisenberg limit $F_g \propto N_a^2$ at the critical point but only the standard quantum limit $F_g \propto N_a$ in the time crystal phase [see Fig. 4(c)].

As the signal-to-noise ratio with observable \hat{N}_a exactly matches the QFI, we can analyze the limit of the QFI by calculating the analytical limit of the signal-to-noise ratio. First, we can obtain the photon number variance δN_a in the thermodynamic limit as

$$\lim_{\eta \rightarrow 0} \Delta \hat{N}_a \approx \begin{cases} \frac{\sqrt{g\kappa}}{\kappa - g}, g < \kappa \\ \sqrt{\frac{g - \kappa}{2\eta}}, g > \kappa \end{cases}. \quad (16)$$

We can also obtain changing rate of photon number in the thermodynamic limit through Eq. (10). Then the signal-to-noise ratio with observable \hat{N}_a is given by

$$\lim_{\eta \rightarrow 0} S_g(\hat{N}_a) \approx \begin{cases} \frac{\kappa}{g(\kappa - g)^2}, g < \kappa \\ \frac{1}{2\eta(g - \kappa)}, g > \kappa \end{cases}. \quad (17)$$

We note the limit of signal-to-noise ratio Eq. (17) is not correct near the critical point $g = \kappa$, as there is a sharp change of the steady state due to the dissipative phase transition. However, it can well describe the behaviors of the QFI away from the critical point, such as the divergence at $g = 0$ and the enhanced metrology in the time crystal phase. In the time crystal phase, the limit of photon number variance is exactly half of the limit of photon number. They satisfy $\Delta \hat{N}_a \propto \eta^{-1/2}$ and $N_a \propto \eta^{-1}$, respectively. The changing rate of the photon number satisfies $\partial_g \langle \hat{N}_a \rangle \propto \eta^{-1}$. Consequently, the signal-to-noise ratio with observable \hat{N}_a has the same scaling of the photon number ($\propto \eta^{-1}$) and can approach the standard quantum limit. At the critical point, we can still analyze the scaling behaviors through numerical fitting. We obtain the same scaling for the photon number variance $\delta \hat{N}_a \propto \eta^{-1/2}$ and the changing rate of the photon number $\partial_g \langle \hat{N}_a \rangle \propto \eta^{-1}$, resulting in the same scaling for the signal-to-noise ratio $S_g(\hat{N}_a) \propto \eta^{-1}$. Inversely, when considering the same steady-state photon number, the variance and changing rate of the photon number acquire double scaling exponents compared with those in the time crystal

phase, corresponding to the enhancement of sensitivity from standard quantum limit $F_g \propto N_a^2$ into Heisenberg limit $F_g \propto N_a$.

Conclusion.—In conclusion, we present an exact solution for the steady state of the quantum van der Pol oscillator with time crystal phase and dissipative phase transition. From the exact solution, we obtain the detailed critical exponents in the dissipative phase transition. Moreover, we calculate the QFI of the steady state and show the QFI at the critical point and in the time crystal phase both satisfies a scaling η^{-1} in the thermodynamic limit. However, due to the different scaling of the steady-state photon number, only the QFI at the critical point can approach the Heisenberg limit $F_g \propto N_a$. The QFI in the time crystal phase can only approach the standard limit $F_g \propto N_a$. We also show the photon number \hat{N}_a is the optimal observable to obtain the maximum sensitivity. It allows us to analyze the origin of the enhanced metrology. In the time crystal phase, the standard-quantum-limit metrology originates from the enhancement of the photon number's changing rate with a larger scaling than the enhancement of the photon number variance. At the critical point, the QFI further approaches the Heisenberg limit due to the double scaling of both the variance and changing rate of the photon number. These results can deepen our understanding of the quantum criticality and universality in open many-body systems.

* ycliu@tsinghua.edu.cn

- [1] M. Vojta, Quantum phase transitions, *Rep. Prog. Phys.* **66**, 2069 (2003).
- [2] P. C. Hohenberg and B. I. Halperin, Theory of dynamic critical phenomena, *Rev. Mod. Phys.* **49**, 435 (1977).
- [3] G. T. Landi, D. Poletti, and G. Schaller, Nonequilibrium boundary-driven quantum systems: Models, methods, and properties, *Rev. Mod. Phys.* **94**, 045006 (2022).
- [4] E. M. Kessler, G. Giedke, A. Imamoglu, S. F. Yelin, M. D. Lukin, and J. I. Cirac, Dissipative phase transition in a central spin system, *Phys. Rev. A* **86**, 012116 (2012).
- [5] F. Minganti, A. Biella, N. Bartolo, and C. Ciuti, Spectral theory of Liouvillians for dissipative phase transitions, *Phys. Rev. A* **98**, 042118 (2018).
- [6] D. F. Walls, P. D. Drummond, S. S. Hassan, and H. J. Carmichael, Non-Equilibrium Phase Transitions in Cooperative Atomic Systems, *Progress of Theoretical Physics Supplement* **64**, 307 (1978).
- [7] P. Werner, K. Völker, M. Troyer, and S. Chakravarty, Phase Diagram and Critical Exponents of a Dissipative Ising Spin Chain in a Transverse Magnetic Field, *Phys. Rev. Lett.* **94**, 047201 (2005).
- [8] S. Diehl, A. Tomadin, A. Micheli, R. Fazio, and P. Zoller, Dynamical Phase Transitions and Instabilities in Open Atomic Many-Body Systems, *Phys. Rev. Lett.* **105**, 015702 (2010).
- [9] M. Marcuzzi, E. Levi, S. Diehl, J. P. Garrahan, and I. Lesanovsky, Universal Nonequilibrium Properties of Dissipative Rydberg Gases, *Phys. Rev. Lett.* **113**, 210401 (2014).
- [10] M.-L. Cai, Z.-D. Liu, Y. Jiang, Y.-K. Wu, Q.-X. Mei, W.-D. Zhao, L. He, X. Zhang, Z.-C. Zhou, and L.-M. Duan, Probing a Dissipative Phase Transition with a Trapped Ion through Reservoir Engineering, *Chinese Phys. Lett.* **39**, 020502 (2022).
- [11] P. Sierant, G. Chiriaco, F. M. Surace, S. Sharma, X. Turkeshi, M. Dalmonte, R. Fazio, and G. Pagano, Dissipative Floquet Dynamics: from Steady State to Measurement Induced Criticality in Trapped-ion Chains, *Quantum* **6**, 638 (2022).
- [12] G. Ferioli, A. Glicenstein, I. Ferrier-Barbut, and A. Browaeys, A non-equilibrium superradiant phase transition in free space, *Nat. Phys.* **19**, 1345 (2023).
- [13] V. DeGiorgio and M. O. Scully, Analogy between the Laser Threshold Region and a Second-Order Phase Transition, *Phys. Rev. A* **2**, 1170 (1970).
- [14] J. Marino and S. Diehl, Driven Markovian Quantum Criticality, *Phys. Rev. Lett.* **116**, 070407 (2016).
- [15] W. Casteels and C. Ciuti, Quantum entanglement in the spatial-symmetry-breaking phase transition of a driven-dissipative Bose-Hubbard dimer, *Phys. Rev. A* **95**, 013812 (2017).
- [16] W. Casteels, R. Fazio, and C. Ciuti, Critical dynamical properties of a first-order dissipative phase transition, *Phys. Rev. A* **95**, 012128 (2017).
- [17] T. Fink, A. Schade, S. Höfling, C. Schneider, and A. Imamoglu, Signatures of a dissipative phase transition in photon correlation measurements, *Nature Phys.* **14**, 365 (2018).
- [18] R. Rota, F. Minganti, C. Ciuti, and V. Savona, Quantum Critical Regime in a Quadratically Driven Nonlinear Photonic Lattice, *Phys. Rev. Lett.* **122**, 110405 (2019).
- [19] S. Lieu, R. Belyansky, J. T. Young, R. Lundgren, V. V. Albert, and A. V. Gorshkov, Symmetry Breaking and Error Correction in Open Quantum Systems, *Phys. Rev. Lett.* **125**, 240405 (2020).
- [20] K. Seibold, R. Rota, and V. Savona, Dissipative time crystal in an asymmetric nonlinear photonic dimer, *Phys. Rev. A* **101**, 033839 (2020), publisher: American Physical Society.
- [21] M. Soriente, T. L. Heugel, K. Omiya, R. Chitra, and O. Zilberberg, Distinctive class of dissipation-induced phase transitions and their universal characteristics, *Phys. Rev. Res.* **3**, 023100 (2021).
- [22] F. Minganti, I. I. Arkhipov, A. Miranowicz, and F. Nori, Liouvillian spectral collapse in the Scully-Lamb laser model, *Phys. Rev. Res.* **3**, 043197 (2021).
- [23] F. Minganti, I. I. Arkhipov, A. Miranowicz, and F. Nori, Continuous dissipative phase transitions with or without symmetry breaking, *New J. Phys.* **23**, 122001 (2021).
- [24] Z. Li, F. Claude, T. Boulier, E. Giacobino, Q. Glorieux, A. Bramati, and C. Ciuti, Dissipative Phase Transition with Driving-Controlled Spatial Dimension and Diffusive Boundary Conditions, *Phys. Rev. Lett.* **128**, 093601 (2022).
- [25] L. R. Bakker, M. S. Bahovadinov, D. V. Kurlov, V. Gritsev, A. K. Fedorov, and D. O. Krimer, Driven-Dissipative Time Crystalline Phases in a Two-Mode Bosonic System with Kerr Nonlinearity, *Phys. Rev. Lett.* **129**, 250401 (2022).
- [26] F. Minganti, V. Savona, and A. Biella, Dissipative phase

- transitions in n -photon driven quantum nonlinear resonators, *Quantum* **7**, 1170 (2023).
- [27] F. Bibak, U. Delić, M. Aspelmeyer, and B. Dakić, Dissipative phase transitions in optomechanical systems, *Phys. Rev. A* **107**, 053505 (2023), publisher: American Physical Society.
- [28] P. Kirton, M. M. Roses, J. Keeling, and E. G. Dalla Torre, Introduction to the Dicke Model: From Equilibrium to Nonequilibrium, and *Vice Versa*, *Adv Quantum Tech* **2**, 1800043 (2019).
- [29] D. Nagy, G. Szirmai, and P. Domokos, Critical exponent of a quantum-noise-driven phase transition: The open-system Dicke model, *Phys. Rev. A* **84**, 043637 (2011).
- [30] M. J. Bhaseen, J. Mayoh, B. D. Simons, and J. Keeling, Dynamics of nonequilibrium Dicke models, *Phys. Rev. A* **85**, 013817 (2012).
- [31] G.-L. Zhu, C.-S. Hu, H. Wang, W. Qin, X.-Y. Lü, and F. Nori, Nonreciprocal Superradiant Phase Transitions and Multicriticality in a Cavity QED System, *Phys. Rev. Lett.* **132**, 193602 (2024).
- [32] F. Brange, N. Lambert, F. Nori, and C. Flindt, Lee-Yang theory of the superradiant phase transition in the open Dicke model, *Phys. Rev. Res.* **6**, 033181 (2024).
- [33] S. Ashhab, Superradiance transition in a system with a single qubit and a single oscillator, *Phys. Rev. A* **87**, 013826 (2013).
- [34] M.-L. Cai, Z.-D. Liu, W.-D. Zhao, Y.-K. Wu, Q.-X. Mei, Y. Jiang, L. He, X. Zhang, Z.-C. Zhou, and L.-M. Duan, Observation of a quantum phase transition in the quantum Rabi model with a single trapped ion, *Nat Commun* **12**, 1126 (2021), number: 1 Publisher: Nature Publishing Group.
- [35] G. De Filippis, A. De Candia, G. Di Bello, C. Peroni, L. Cangemi, A. Nocera, M. Sasseti, R. Fazio, and V. Cataudella, Signatures of Dissipation Driven Quantum Phase Transition in Rabi Model, *Phys. Rev. Lett.* **130**, 210404 (2023).
- [36] R.-H. Zheng, W. Ning, Y.-H. Chen, J.-H. Lü, L.-T. Shen, K. Xu, Y.-R. Zhang, D. Xu, H. Li, Y. Xia, F. Wu, Z.-B. Yang, A. Miranowicz, N. Lambert, D. Zheng, H. Fan, F. Nori, and S.-B. Zheng, Observation of a Superradiant Phase Transition with Emergent Cat States, *Phys. Rev. Lett.* **131**, 113601 (2023).
- [37] G. Lyu, K. Kottmann, M. B. Plenio, and M.-J. Hwang, Multicritical dissipative phase transitions in the anisotropic open quantum Rabi model, *Phys. Rev. Res.* **6**, 033075 (2024).
- [38] L. M. Sieberer, S. D. Huber, E. Altman, and S. Diehl, Dynamical Critical Phenomena in Driven-Dissipative Systems, *Phys. Rev. Lett.* **110**, 195301 (2013).
- [39] E. G. D. Torre, S. Diehl, M. D. Lukin, S. Sachdev, and P. Strack, Keldysh approach for nonequilibrium phase transitions in quantum optics: Beyond the Dicke model in optical cavities, *Phys. Rev. A* **87**, 023831 (2013).
- [40] L. M. Sieberer, M. Buchhold, and S. Diehl, Keldysh field theory for driven open quantum systems, *Rep. Prog. Phys.* **79**, 096001 (2016).
- [41] M.-J. Hwang, P. Rabl, and M. B. Plenio, Dissipative phase transition in the open quantum Rabi model, *Phys. Rev. A* **97**, 013825 (2018).
- [42] Y. Zhang and T. Barthel, Driven-dissipative Bose-Einstein condensation and the upper critical dimension, *Phys. Rev. A* **109**, L021301 (2024).
- [43] R. Lin, A. Ramires, and R. Chitra, Decoding the Drive-Bath Interplay: A Guideline to Enhance Superconductivity, *Phys. Rev. Lett.* **133**, 086001 (2024).
- [44] D. Braun, G. Adesso, F. Benatti, R. Floreanini, U. Marzolino, M. W. Mitchell, and S. Pirandola, Quantum-enhanced measurements without entanglement, *Rev. Mod. Phys.* **90**, 035006 (2018).
- [45] R. Di Candia, F. Minganti, K. V. Petrovnin, G. S. Paraoanu, and S. Felicetti, Critical parametric quantum sensing, *npj Quantum Inf* **9**, 1 (2023).
- [46] H. J. Carmichael, Analytical and numerical results for the steady state in cooperative resonance fluorescence, *J. Phys. B: Atom. Mol. Phys.* **13**, 3551 (1980).
- [47] D. Roberts and A. Clerk, Exact Solution of the Infinite-Range Dissipative Transverse-Field Ising Model, *Phys. Rev. Lett.* **131**, 190403 (2023).
- [48] P. D. Drummond and D. F. Walls, Quantum theory of optical bistability. I. Nonlinear polarisability model, *J. Phys. A: Math. Gen.* **13**, 725 (1980).
- [49] N. Bartolo, F. Minganti, W. Casteels, and C. Ciuti, Exact steady state of a Kerr resonator with one- and two-photon driving and dissipation: Controllable Wigner-function multimodality and dissipative phase transitions, *Phys. Rev. A* **94**, 033841 (2016).
- [50] L. Ben Arosh, M. C. Cross, and R. Lifshitz, Quantum limit cycles and the Rayleigh and van der Pol oscillators, *Phys. Rev. Res.* **3**, 013130 (2021).
- [51] P. Zanardi, M. G. A. Paris, and L. Campos Venuti, Quantum criticality as a resource for quantum estimation, *Phys. Rev. A* **78**, 042105 (2008).
- [52] M. Raghunandan, J. Wrachtrup, and H. Weimer, High-Density Quantum Sensing with Dissipative First Order Transitions, *Phys. Rev. Lett.* **120**, 150501 (2018).
- [53] T. E. Lee and H. R. Sadeghpour, Quantum Synchronization of Quantum van der Pol Oscillators with Trapped Ions, *Phys. Rev. Lett.* **111**, 234101 (2013).
- [54] H. Eneriz, D. Z. Rossatto, F. A. Cárdenas-López, E. Solano, and M. Sanz, Degree of Quantumness in Quantum Synchronization, *Sci Rep* **9**, 19933 (2019).
- [55] S. Dutta and N. R. Cooper, Critical Response of a Quantum van der Pol Oscillator, *Phys. Rev. Lett.* **123**, 250401 (2019).
- [56] C. W. Wächtler and G. Platero, Topological synchronization of quantum van der Pol oscillators, *Phys. Rev. Res.* **5**, 023021 (2023).
- [57] F. Iemini, A. Russomanno, J. Keeling, M. Schiró, M. Dalmonte, and R. Fazio, Boundary Time Crystals, *Phys. Rev. Lett.* **121**, 035301 (2018).
- [58] Y. Li, C. Wang, Y. Tang, and Y.-C. Liu, Time Crystal in a Single-Mode Nonlinear Cavity, *Phys. Rev. Lett.* **132**, 183803 (2024).
- [59] P. R. Rice and H. J. Carmichael, Photon statistics of a cavity-QED laser: A comment on the laser-phase-transition analogy, *Phys. Rev. A* **50**, 4318 (1994).
- [60] M.-J. Hwang, R. Puebla, and M. B. Plenio, Quantum Phase Transition and Universal Dynamics in the Rabi Model, *Phys. Rev. Lett.* **115**, 180404 (2015).
- [61] H. J. Carmichael, Breakdown of Photon Blockade: A Dissipative Quantum Phase Transition in Zero Dimensions, *Phys. Rev. X* **5**, 031028 (2015).
- [62] M.-J. Hwang and M. B. Plenio, Quantum Phase Transition in the Finite Jaynes-Cummings Lattice Systems, *Phys. Rev. Lett.* **117**, 123602 (2016).
- [63] N. Lörch, J. Qian, A. Clerk, F. Marquardt, and K. Hammerer, Laser Theory for Optomechanics: Limit Cycles in

- the Quantum Regime, *Phys. Rev. X* **4**, 011015 (2014).
- [64] C. Navarrete-Benlloch, T. Weiss, S. Walter, and G. J. de Valcárcel, General Linearized Theory of Quantum Fluctuations around Arbitrary Limit Cycles, *Phys. Rev. Lett.* **119**, 133601 (2017).
- [65] L. Pezzé, A. Smerzi, M. K. Oberthaler, R. Schmied, and P. Treutlein, Quantum metrology with nonclassical states of atomic ensembles, *Rev. Mod. Phys.* **90**, 035005 (2018).