

q_T -slicing with multiple jets

Rong-Jun Fu,^{1,*} Rudi Rahn,^{2,†} Ding Yu Shao,^{1,3,4,‡} Wouter J. Waalewijn,^{5,6,§} and Bin Wu^{7,¶}

¹*Department of Physics and Center for Field Theory and Particle Physics, Fudan University, Shanghai, 200433, China*

²*University of Vienna, Faculty of Physics, Boltzmannngasse 5, A-1090 Wien, Austria*

³*Key Laboratory of Nuclear Physics and Ion-beam Application (MOE), Fudan University, Shanghai, 200433, China*

⁴*Shanghai Research Center for Theoretical Nuclear Physics,
NSFC and Fudan University, Shanghai 200438, China*

⁵*Nikhef, Theory Group, Science Park 105, 1098 XG, Amsterdam, The Netherlands*

⁶*Institute for Theoretical Physics Amsterdam and Delta Institute for Theoretical Physics,
University of Amsterdam, Science Park 904, 1098 XH Amsterdam, The Netherlands*

⁷*Instituto Galego de Física de Altas Enerxías IGFAE,
Universidade de Santiago de Compostela, E-15782 Galicia-Spain*

Modern collider phenomenology requires unprecedented precision for the theoretical predictions, for which slicing techniques provide an essential tool at next-to-next-to-leading order in the strong coupling. The most popular slicing variable is based on the transverse momentum q_T of a color-singlet final state, but its generalization to final states with jets is known to be very difficult. Here we propose two generalizations of q_T that can be used for jet processes, providing proof of concept with an NLO slicing for $pp \rightarrow 2$ jets and presenting factorization formulae that pave the way for extending our approach to NNLO. One of these extensions only applies to planar Born processes, such as $pp \rightarrow 2$ jets, but offers a dramatic simplification of the soft function. We also discuss how our approach can directly be extended to obtain predictions for the fragmentation of hadrons. This presents a promising path for high-precision QCD calculations with multi-jet final states.

Introduction. – The excellent performance of the LHC experiments has increased the need for precise theoretical predictions. A crucial challenge towards precision are the perturbative corrections due to Quantum Chromodynamics (QCD), particularly for final states involving jets. At leading order (LO) and next-to-leading order (NLO), these QCD corrections are largely automated. However, at next-to-next-to-leading order (NNLO) differential cross sections are only available for relatively simple processes through public codes [1–5].

An important bottleneck is the handling of the cancellation of infrared (IR) divergences between real and virtual diagrams, which is guaranteed by the KLN theorem [6, 7] but challenging to arrange in practice. A range of approaches have been developed [8–23], which can be roughly subdivided into local subtraction methods and slicing methods. While local subtractions are numerically more stable, slicing methods are easier to extend to new processes (illustrated by e.g. the quick succession of results using 1-jettiness discussed below). A key challenge for slicing is the choice of a suitable resolution variable. In this Letter we introduce two novel transverse-momentum-based slicing variables for multi-jet final states.

For color-singlet production, the transverse momentum $q_T = |\vec{q}_T|$ serves as an effective slicing variable [9]: the virtual contribution occurs at $q_T = 0$ while real radiation leads to $q_T > 0$. Slicing capitalizes on this,

$$\frac{d\sigma}{dX} = \int_0^\delta dq_T \frac{d\sigma_{\text{SCET}}}{dX dq_T} [1 + \mathcal{O}(\delta^p)] + \int_\delta^\infty dq_T \frac{d\sigma_{\text{QCD}}}{dX dq_T}, \quad (1)$$

using a factorization formula for the cross section for

$q_T < \delta$, obtained e.g. using Soft-Collinear Effective Theory (SCET) [24–28], to handle the cancellation of IR divergences. The contribution for $q_T > \delta$ reduces to a simpler NLO calculation, where the second power of α_s is provided by a resolved additional parton in the final state. In Eq. (1), X denotes kinematics of the color-singlet final-state (e.g. its rapidity).¹ This factorization is not exact, as indicated by the $\mathcal{O}(\delta^p)$ power corrections, so $\delta \ll 1$ is required, which however leads to large cancellations between the two terms in Eq. (1), affecting the numerical stability.

For processes with jets, such as $pp \rightarrow Z$ +jet or $pp \rightarrow 2$ jets, q_T is unsuitable as slicing variable because radiation emitted inside a jet leaves $q_T = 0$. As an alternative, the N -jettiness variable [30] has been proposed [14, 15], and successfully applied to processes involving a color-singlet plus one jet in the final state [31–37]. One challenge in extending this to multi-jet final states is the complicated form of the soft function at NNLO [38, 39] that enters the factorized cross section σ_{SCET} . For color-singlet processes, q_T performs better than 0-jettiness as slicing variable [40], motivating the search for an extension of q_T to processes with jets. In this context, k_T -ness was recently introduced [41, 42], but implementing it at NNLO will be very challenging in the absence of a factorization formula.

In this Letter we propose two ways of extending q_T , as slicing variable, to processes with jets, using $pp \rightarrow 2$ jets as example. The first extension has a very simple

¹ This approach also holds for massive colored particles, like the top quark [29].

factorization, but is restricted to processes that are planar at leading order, while the second can be used in general and converges faster, at the price of a more complicated soft function. The key ingredient is the use of a recoil-free jet axis, e.g. by employing the winner-take-all (WTA) recombination scheme [43, 44]. This seemingly subtle change enables slicing because the jet axis is now deflected by radiation inside the jet, leading to a non-vanishing q_T . Note that we only need to use this different recombination scheme to obtain our slicing variable q_T , and that the jets can be defined in the standard way. As proof of concept, we demonstrate our new slicing at NLO. We present factorization formulae that can readily be used to extend it to NNLO, discussing the ingredients that enter in it.

q_x with jets: the planar case. – For planar Born processes, such as $pp \rightarrow H + \text{jet}$ or $pp \rightarrow 2$ jets, we can use the transverse momentum component q_x perpendicular to this scattering plane as slicing variable, or equivalently the azimuthal decorrelation $\delta\phi$, see Fig. 1. By using the WTA scheme, the jet axis is also affected by radiation inside the jet leading to a nonzero q_x (one of the components of \vec{q}_T), making it suitable as slicing variable.

The key selling point of q_x as slicing variable is that we have a factorization formula with particularly simple ingredients. Denoting the transverse momenta and rapidities of the jets with $p_{T,1}, \eta_1, \eta_2$, and building on [45, 46], the cross section for small q_x factorizes as

$$\begin{aligned} & \frac{d\sigma_{\text{SCET}}}{dp_{T,1} d\eta_1 d\eta_2 dq_x} \quad (2) \\ &= \int \frac{db_x}{2\pi} e^{iq_x b_x} \sum_{i,j,k,\ell} B_i(x_a, b_x) B_j(x_b, b_x) \mathcal{J}_k(b_x) \mathcal{J}_\ell(b_x) \\ & \quad \times \text{tr} \left[\hat{\mathcal{H}}_{ij \rightarrow k\ell}(p_{T,1}, \eta_1 - \eta_2) \hat{S}_{ijkl}(b_x, \eta_1, \eta_2) \right]. \end{aligned}$$

This involves the *standard* TMD beam functions $B_{i,j}$, whose matching onto parton distribution functions is well-known at NNLO [47–54], a soft function that can directly be obtained [55] from the *standard* TMD soft function at NNLO [56, 57]², and TMD jet functions that are already partially known at NNLO [59, 60] and will soon be available fully [61, 62]³. In particular, the analytic dependence of the soft function for this observable on the jet kinematics (see eq. (8) of [55]), which enters through a boost in the scattering plane to make two of the beams/jets back-to-back, should be contrasted with the much more complicated kinematic dependence of the 2-jettiness soft function that requires numerical methods [38, 39]. The reason why the soft function is so simple in this case, is that the recoil from soft radiation is

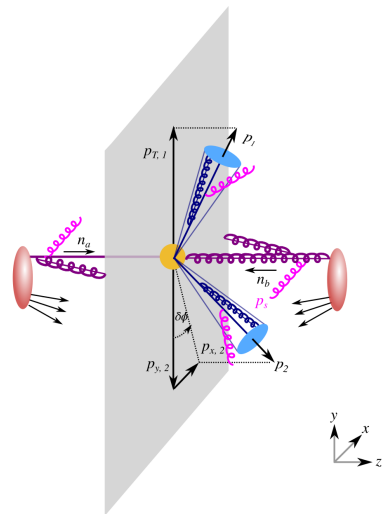


FIG. 1. The $pp \rightarrow 2$ jet process. By using the WTA scheme, the transverse momentum perpendicular to the scattering plane q_x (equal to $p_{x,2}$ in the above coordinates), or equivalently the azimuthal decorrelation $\delta\phi$, is a suitable slicing variable. The ingredients in the corresponding factorization are: the hard scattering (yellow), collinear initial- (purple) and final-state (blue) radiation, and soft radiation (pink).

independent of the region of phase space it is emitted into.

The hard function $\hat{\mathcal{H}}$ in Eq. (2) describes the hard partonic scattering process $ij \rightarrow k\ell$, which for $pp \rightarrow 2$ jets has been obtained at NNLO [63] from color-decomposed helicity amplitudes [64–68]. $\hat{\mathcal{H}}$ and \hat{S} are matrices in color space (as indicated by the hat) and the trace is over color. The momentum fractions $x_{a,b}$ in the beam functions can be expressed in terms of the jet transverse momenta and rapidities. Beyond NLO, linearly-polarized contributions to the beam and jet functions must be included [45, 69].

As proof of concept, we show the result of using q_x as a slicing variable to obtain the NLO correction to dijet cross section $\delta\sigma^{\text{NLO}}$ in Fig. 2. We emphasize that the WTA scheme is only used in the definition of q_x , and that the jets themselves are defined in the standard scheme. As is clear from the bottom panel of Fig. 2, for small values of q_x this reproduces the NLO cross section. However, as the top panel indicates, there is also a large cancellation between the two terms. This highlights the main bottleneck of slicing (in general), namely the need for numerically precise results for the $\delta\sigma_{\text{QCD}}$ term in Eq. (1).

q_T with jets: the planar case. – For processes that are non-planar at leading order, such as $pp \rightarrow Z + 2$ jets or $pp \rightarrow 3$ jets, the azimuthal decorrelation cannot be used anymore, but the total transverse momentum $q_T = |\vec{q}_T|$ of the jets (and color-singlet, if present) is still viable as a slicing variable, when using the WTA scheme. This is because additional radiation beyond the LO process again lifts the delicate momentum balance of

² The additional tripole contribution to the NNLO soft function [58] drops out when combined with the LO hard function

³ In principle, the jet function depends on the jet radius R , but this drops out for $\delta\phi/R \ll 1$. The only missing ingredient is currently the two-loop constant for the gluon jet function.

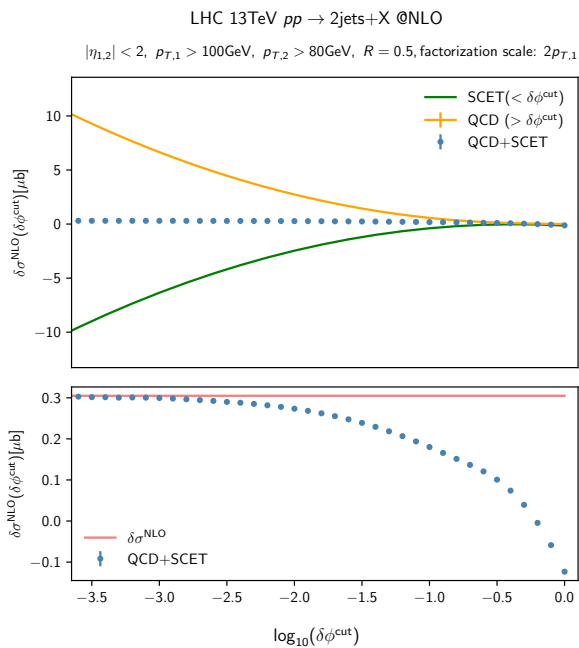


FIG. 2. In the lower panel the NLO correction $\delta\sigma^{\text{NLO}}$ (blue dots) obtained using the slicing is plotted as a function of the cut on the azimuthal angle $\delta\phi^{\text{cut}}$, showing that this converges for small $\delta\phi^{\text{cut}}$ to the correct result (red line) obtained from NLOJET++ [70]. In the upper panel the individual terms (green and yellow) in Eq. (1) are shown, of which the blue dots are the sum. Jets are defined using the anti- k_T algorithm [71] with radius $R = 0.5$, and subject to the following cuts on their transverse momentum and rapidity $p_{T,1} > 100$ GeV, $p_{T,2} > 80$ GeV, $|\eta_{1,2}| < 2$. The renormalization and factorization scales are set to $\mu_{R,F} = 2p_{T,1}$.

the final state jet axes, but in general there is no preferred scattering plane. To study the effects of this change, we first analyze the planar case again, now with q_T as slicing variable instead of q_x . For dijet production, employing q_T modifies the factorization in Eq. (2) to

$$\begin{aligned} & \frac{d\sigma_{\text{SCET}}}{dp_{T,1} d\eta_1 d\eta_2 dq_T} \\ &= q_T \int \frac{d^2\vec{b}_T}{2\pi} J_0(q_T|\vec{b}_T|) \sum_{i,j,k,\ell} B_i(x_a, \vec{b}_T) B_j(x_b, \vec{b}_T) \mathcal{J}_k(b_x) \\ & \times \mathcal{J}_\ell(b_x) \text{tr}[\hat{\mathcal{H}}_{ij \rightarrow k\ell}(p_{T,1}, \eta_1 - \eta_2) \hat{S}_{ijkl}(\vec{b}_T, \eta_1, \eta_2, R)]. \end{aligned} \quad (3)$$

Though we have switched from one to two components of the transverse momentum, the only major change compared to Eq. (2) is in the soft function.

Soft radiation always contributes through momentum conservation, recoiling the collinear radiation, but if it is emitted into the jet it also contributes through the magnitude of the jet's transverse momentum, which for the WTA scheme is given by the scalar sum. We showed in [46] that to leading power these two contributions cancel each other for the transverse momentum component

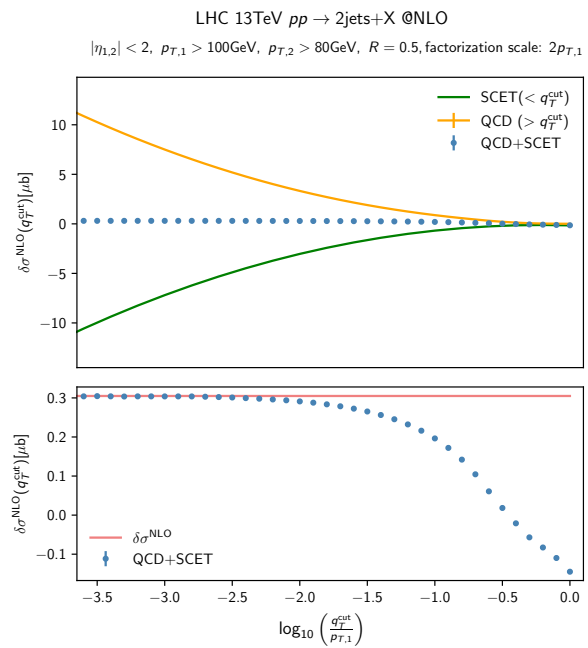


FIG. 3. Same as Fig. 2 but using instead a cut on the total transverse momentum q_T^{cut} (with the WTA scheme) for the slicing. This converges faster than $\delta\phi^{\text{cut}}$ at the expense of a more complicated soft function, and can also be extended to nonplanar Born processes.

parallel to the jet's transverse momentum, while the perpendicular component is unaffected. Thus outside the jet (where the soft radiation *only* contributes via recoil) soft radiation contributes its full transverse momentum to \vec{q}_T , while inside the jet (where both magnitude and recoil effects are present) only the component perpendicular to the jet axis does. The corresponding soft function knows about the jet, in particular its radius, making it more complex than the R -independent soft function for q_x . However, in the limit of small R , it refactorizes into simpler global and collinear-soft contributions [72], presented in the supplemental material. The leading term in the small R limit is sufficient to check consistency of the factorization in terms of the anomalous dimensions, and in our numerical results we add finite terms up to $\mathcal{O}(R^4)$, achieving sub-percent accuracy on the cross section for $R = 0.5$.

In Fig. 3 we show that using the total transverse momentum q_T of the two jets works well as a slicing variable. It converges faster than q_x shown in Fig. 2, but at the price of a more complicated soft function. This is particularly clear when comparing the error on the slicing for small values of the slicing variable, shown in Fig. 4.

q_T with jets: the nonplanar case. – To illustrate that q_T can also be extended to the nonplanar case, we present

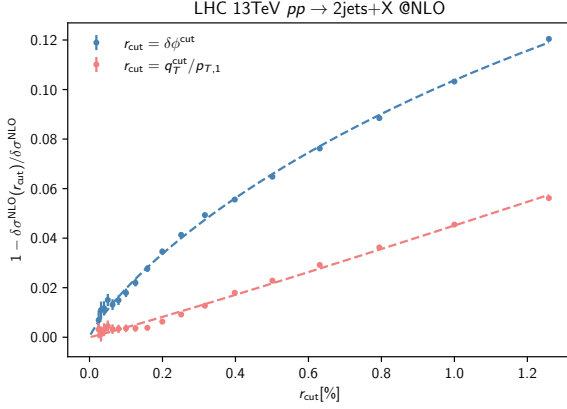


FIG. 4. A comparison of the precision of the slicing with $r_{\text{cut}} = \delta\phi^{\text{cut}}$ and $q_T^{\text{cut}}/p_{T,1}$ for $pp \rightarrow 2$ jets with the same kinematics as in Figs. 2 and 3. Zooming in on the region of small r_{cut} , this clearly shows the faster convergence of q_T . The curves are obtained from fitting to $a r_{\text{cut}} \ln r_{\text{cut}} + b r_{\text{cut}}$.

the factorization formula for $pp \rightarrow 3$ jets:

$$\begin{aligned} & \frac{d\sigma_{\text{SCET}}^{pp \rightarrow 3\text{jets}}}{dp_{T,1} dp_{T,2} d\eta_1 d\eta_2 d\eta_3 d\Phi dq_T} \\ &= q_T \int \frac{d^2 \vec{b}_T}{2\pi} J_0(q_T |\vec{b}_T|) \sum_{i,j,k,\ell,m} B_i(x_a, \vec{b}_T) B_j(x_b, \vec{b}_T) \\ & \quad \times \mathcal{J}_k(b_{\perp,1}) \mathcal{J}_\ell(b_{\perp,2}) \mathcal{J}_m(b_{\perp,3}) \\ & \quad \times \text{tr}[\hat{\mathcal{H}}_{ij \rightarrow k\ell m}(\{p_{T,i}\}, \{\eta_i\}) \hat{S}_{ijk\ell m}(\vec{b}_T, \{\eta_i\}, \Phi, R)], \end{aligned} \quad (4)$$

which now also depends explicitly on the azimuthal angle Φ between two jets. We have verified the consistency of this factorization in terms of anomalous dimensions. The new challenge is that the jets are no longer in the same transverse plane, so the transverse momentum component perpendicular to the jet depends on the jet at hand. For the jet function this change is minor as only its argument is modified to $b_{\perp,i}$, which is the transverse component perpendicular to the i -th jet direction $\hat{n}_{T,i}$, i.e. $\vec{b}_{\perp,i} = \vec{b}_T - \hat{n}_{T,i}(\hat{n}_{T,i} \cdot \vec{b}_T)$. In the soft function the complication is less trivial, particularly for the jet-jet dipoles, as discussed briefly in the supplemental material.

Extension to fragmentation. – We can also use the same slicing variables based on transverse momentum to obtain predictions for the fragmentation of hadrons. For planar Born processes, the azimuthal decorrelation can be used again: One simply replaces one of the TMD jet functions in Eq. (2) with a TMD fragmentation function, whose matching onto fragmentation functions is known at NNLO [52–54, 73].⁴ If instead of q_x the full transverse

momentum q_T is used, the soft function is not the same as in Eqs. (3) and (4), since there is no jet algorithm (or dependence on the jet radius) for hadrons.

Conclusions and outlook. – In this Letter we have presented two generalizations of the total transverse momentum q_T , that are promising slicing variables for LHC processes with multiple jets. For planar Born processes, like $pp \rightarrow 2$ jets, the azimuthal decorrelation $\delta\phi$ can be used to handle the cancellation of IR divergences, while in general the total transverse momentum q_T can be employed. The key innovation that makes these suitable slicing variables is the use of a recoil-free axis, allowing us to also resolve emissions inside jets.

We demonstrated these slicing variables for $pp \rightarrow 2$ jets at NLO, and presented the factorization formulae that also enable this at NNLO. Most NNLO ingredients are already available, except for the constant in the gluon jet function, and the soft function for q_T . For $\delta\phi$ the NNLO soft function is known and clearly much simpler than for 2-jettiness. Though the power corrections are larger than for q_T , we expect that this simplicity should extend to the power corrections. For q_T , the NNLO soft function will be of comparable complexity as the N -jettiness soft function. However, we expect that the refactorization due to the expansion in R will lead to simplifications.

The factorization formulae for multi-jet final states can also be used as a baseline for studying factorization violating effects, where there has been significant interest in the transverse momentum of two back-to-back jets, see e.g. [74, 75].

Overall, this work outlines a promising pathway for achieving high-precision QCD calculations in multi-jet final states, paving the way for further advancements in theoretical and experimental high-energy physics.

Acknowledgements – We thank Yang-Ting Chien for collaboration in the early stages of this project and Hai-Tao Li for the helpful discussion. R.J.F. and D.Y.S. are supported by the National Science Foundations of China under Grant No. 12275052, No. 12147101. R.R. is supported by the European Union’s Horizon Europe research and innovation programme under the Marie Skłodowska-Curie project “SoftSERVE-NGL” with grant agreement No. 101108359, and acknowledges prior funding through the Royal Society grant URF\R1\201500. B.W. is supported by the European Research Council project ERC-2018-ADG-835105 YoctoLHC; by the project CEX2023-001318-M financed by MCIN/AEI/10.13039/- 501100011033; by the Spanish Research State Agency under projects PID2020-119632GBI00 and PID2023-152762NB-I00; by Xunta de Galicia under the ED431F 2023/10 project; by Xunta de Galicia (Centro singular de investigación de Galicia accreditation 2019-2022); and by the European Union ERDF.

⁴ Since the hadron only carries a fraction z_h of the momentum of the initial parton, we need to divide the hadronic transverse momentum by z_h to obtain the partonic transverse momentum that enters in the factorization.

- * rjfu23@m.fudan.edu.cn
† rudi.rahn@univie.ac.at
‡ dingyu.shao@cern.ch
§ w.j.waalewijn@uva.nl
¶ b.wu@cern.ch
- [1] R. Gavin, Y. Li, F. Petriello, and S. Quackenbush, *Comput. Phys. Commun.* **182**, 2388 (2011), arXiv:1011.3540 [hep-ph].
 - [2] M. Grazzini, S. Kallweit, and M. Wiesemann, *Eur. Phys. J. C* **78**, 537 (2018), arXiv:1711.06631 [hep-ph].
 - [3] S. Camarda *et al.*, *Eur. Phys. J. C* **80**, 251 (2020), [Erratum: *Eur.Phys.J.C* 80, 440 (2020)], arXiv:1910.07049 [hep-ph].
 - [4] S. Catani, S. Devoto, M. Grazzini, S. Kallweit, and J. Mazzeitelli, *JHEP* **07**, 100 (2019), arXiv:1906.06535 [hep-ph].
 - [5] J. Campbell and T. Neumann, *JHEP* **12**, 034 (2019), arXiv:1909.09117 [hep-ph].
 - [6] T. Kinoshita, *J. Math. Phys.* **3**, 650 (1962).
 - [7] T. D. Lee and M. Nauenberg, *Phys. Rev.* **133**, B1549 (1964).
 - [8] A. Gehrmann-De Ridder, T. Gehrmann, and E. W. N. Glover, *JHEP* **09**, 056 (2005), arXiv:hep-ph/0505111.
 - [9] S. Catani and M. Grazzini, *Phys. Rev. Lett.* **98**, 222002 (2007), arXiv:hep-ph/0703012.
 - [10] M. Czakon, *Phys. Lett. B* **693**, 259 (2010), arXiv:1005.0274 [hep-ph].
 - [11] R. Boughezal, K. Melnikov, and F. Petriello, *Phys. Rev. D* **85**, 034025 (2012), arXiv:1111.7041 [hep-ph].
 - [12] J. Currie, E. W. N. Glover, and S. Wells, *JHEP* **04**, 066 (2013), arXiv:1301.4693 [hep-ph].
 - [13] M. Czakon and D. Heymes, *Nucl. Phys. B* **890**, 152 (2014), arXiv:1408.2500 [hep-ph].
 - [14] R. Boughezal, C. Focke, X. Liu, and F. Petriello, *Phys. Rev. Lett.* **115**, 062002 (2015), arXiv:1504.02131 [hep-ph].
 - [15] J. Gaunt, M. Stahlhofen, F. J. Tackmann, and J. R. Walsh, *JHEP* **09**, 058 (2015), arXiv:1505.04794 [hep-ph].
 - [16] M. Cacciari, F. A. Dreyer, A. Karlberg, G. P. Salam, and G. Zanderighi, *Phys. Rev. Lett.* **115**, 082002 (2015), [Erratum: *Phys.Rev.Lett.* 120, 139901 (2018)], arXiv:1506.02660 [hep-ph].
 - [17] G. F. R. Sborlini, F. Driencourt-Mangin, R. Hernandez-Pinto, and G. Rodrigo, *JHEP* **08**, 160 (2016), arXiv:1604.06699 [hep-ph].
 - [18] V. Del Duca, C. Duhr, A. Kardos, G. Somogyi, Z. Szőr, Z. Trócsányi, and Z. Tulipánt, *Phys. Rev. D* **94**, 074019 (2016), arXiv:1606.03453 [hep-ph].
 - [19] F. Caola, K. Melnikov, and R. Rötsch, *Eur. Phys. J. C* **77**, 248 (2017), arXiv:1702.01352 [hep-ph].
 - [20] L. Magnea, E. Maina, G. Pelliccioli, C. Signorile-Signorile, P. Torrielli, and S. Uccirati, *JHEP* **12**, 107 (2018), [Erratum: *JHEP* 06, 013 (2019)], arXiv:1806.09570 [hep-ph].
 - [21] F. Herzog, *JHEP* **08**, 006 (2018), arXiv:1804.07949 [hep-ph].
 - [22] W. J. Torres Bobadilla *et al.*, *Eur. Phys. J. C* **81**, 250 (2021), arXiv:2012.02567 [hep-ph].
 - [23] G. Bertolotti, L. Magnea, G. Pelliccioli, A. Ratti, C. Signorile-Signorile, P. Torrielli, and S. Uccirati, *JHEP* **07**, 140 (2023), [Erratum: *JHEP* 05, 019 (2024)], arXiv:2212.11190 [hep-ph].
 - [24] C. W. Bauer, S. Fleming, D. Pirjol, and I. W. Stewart, *Phys. Rev. D* **63**, 114020 (2001), arXiv:hep-ph/0011336.
 - [25] C. W. Bauer and I. W. Stewart, *Phys. Lett. B* **516**, 134 (2001), arXiv:hep-ph/0107001.
 - [26] C. W. Bauer, D. Pirjol, and I. W. Stewart, *Phys. Rev. D* **65**, 054022 (2002), arXiv:hep-ph/0109045.
 - [27] C. W. Bauer, S. Fleming, D. Pirjol, I. Z. Rothstein, and I. W. Stewart, *Phys. Rev. D* **66**, 014017 (2002), arXiv:hep-ph/0202088.
 - [28] M. Beneke, A. P. Chapovsky, M. Diehl, and T. Feldmann, *Nucl. Phys. B* **643**, 431 (2002), arXiv:hep-ph/0206152.
 - [29] S. Catani, S. Devoto, M. Grazzini, S. Kallweit, J. Mazzeitelli, and H. Sargsyan, *Phys. Rev. D* **99**, 051501 (2019), arXiv:1901.04005 [hep-ph].
 - [30] I. W. Stewart, F. J. Tackmann, and W. J. Waalewijn, *Phys. Rev. Lett.* **105**, 092002 (2010), arXiv:1004.2489 [hep-ph].
 - [31] R. Boughezal, C. Focke, W. Giele, X. Liu, and F. Petriello, *Phys. Lett. B* **748**, 5 (2015), arXiv:1505.03893 [hep-ph].
 - [32] R. Boughezal, J. M. Campbell, R. K. Ellis, C. Focke, W. T. Giele, X. Liu, and F. Petriello, *Phys. Rev. Lett.* **116**, 152001 (2016), arXiv:1512.01291 [hep-ph].
 - [33] R. Boughezal, X. Liu, and F. Petriello, *Phys. Rev. D* **94**, 113009 (2016), arXiv:1602.06965 [hep-ph].
 - [34] R. Boughezal, X. Liu, and F. Petriello, *Phys. Rev. D* **94**, 074015 (2016), arXiv:1602.08140 [hep-ph].
 - [35] J. M. Campbell, R. K. Ellis, and S. Seth, *JHEP* **10**, 136 (2019), arXiv:1906.01020 [hep-ph].
 - [36] R. Mondini and C. Williams, *JHEP* **05**, 045 (2021), arXiv:2102.05487 [hep-ph].
 - [37] Y. Kim and C. Williams, *JHEP* **08**, 042 (2024), arXiv:2405.02210 [hep-ph].
 - [38] G. Bell, B. Dehnadi, T. Mohrmann, and R. Rahn, *JHEP* **07**, 077 (2024), arXiv:2312.11626 [hep-ph].
 - [39] P. Agarwal, K. Melnikov, and I. Pedron, *JHEP* **05**, 005 (2024), arXiv:2403.03078 [hep-ph].
 - [40] J. M. Campbell, R. K. Ellis, and S. Seth, *JHEP* **06**, 002 (2022), arXiv:2202.07738 [hep-ph].
 - [41] L. Buonocore, M. Grazzini, J. Haag, L. Rottoli, and C. Savoini, *Phys. Rev. D* **106**, 014008 (2022), arXiv:2201.11519 [hep-ph].
 - [42] L. Buonocore, M. Grazzini, J. Haag, L. Rottoli, and C. Savoini, *JHEP* **12**, 193 (2023), arXiv:2307.11570 [hep-ph].
 - [43] G. Salam, “ E_t^∞ Scheme,” Unpublished.
 - [44] D. Bertolini, T. Chan, and J. Thaler, *JHEP* **04**, 013 (2014), arXiv:1310.7584 [hep-ph].
 - [45] Y.-T. Chien, R. Rahn, S. Schrijnder van Velzen, D. Y. Shao, W. J. Waalewijn, and B. Wu, *Phys. Lett. B* **815**, 136124 (2021), arXiv:2005.12279 [hep-ph].
 - [46] Y.-T. Chien, R. Rahn, D. Y. Shao, W. J. Waalewijn, and B. Wu, *JHEP* **02**, 256 (2023), arXiv:2205.05104 [hep-ph].
 - [47] S. Catani and M. Grazzini, *Eur. Phys. J. C* **72**, 2013 (2012), [Erratum: *Eur.Phys.J.C* 72, 2132 (2012)], arXiv:1106.4652 [hep-ph].
 - [48] S. Catani, L. Cieri, D. de Florian, G. Ferrera, and M. Grazzini, *Eur. Phys. J. C* **72**, 2195 (2012), arXiv:1209.0158 [hep-ph].
 - [49] T. Gehrmann, T. Lubbert, and L. L. Yang, *Phys. Rev. Lett.* **109**, 242003 (2012), arXiv:1209.0682 [hep-ph].
 - [50] T. Gehrmann, T. Luebbert, and L. L. Yang, *JHEP* **06**,

- 155 (2014), arXiv:1403.6451 [hep-ph].
- [51] T. Lübbert, J. Oredsson, and M. Stahlhofen, JHEP **03**, 168 (2016), arXiv:1602.01829 [hep-ph].
- [52] M. G. Echevarria, I. Scimemi, and A. Vladimirov, JHEP **09**, 004 (2016), arXiv:1604.07869 [hep-ph].
- [53] M.-X. Luo, X. Wang, X. Xu, L. L. Yang, T.-Z. Yang, and H. X. Zhu, JHEP **10**, 083 (2019), arXiv:1908.03831 [hep-ph].
- [54] M.-X. Luo, T.-Z. Yang, H. X. Zhu, and Y. J. Zhu, JHEP **01**, 040 (2020), arXiv:1909.13820 [hep-ph].
- [55] A. Gao, H. T. Li, I. Moulton, and H. X. Zhu, Phys. Rev. Lett. **123**, 062001 (2019), arXiv:1901.04497 [hep-ph].
- [56] M. G. Echevarria, I. Scimemi, and A. Vladimirov, Phys. Rev. D **93**, 054004 (2016), arXiv:1511.05590 [hep-ph].
- [57] T. Lübbert, J. Oredsson, and M. Stahlhofen, JHEP **03**, 168 (2016), arXiv:1602.01829 [hep-ph].
- [58] A. Gao, H. T. Li, I. Moulton, and H. X. Zhu, JHEP **09**, 072 (2024), arXiv:2312.16408 [hep-ph].
- [59] D. Gutierrez-Reyes, I. Scimemi, W. J. Waalewijn, and L. Zoppi, JHEP **10**, 031 (2019), arXiv:1904.04259 [hep-ph].
- [60] S. Fang, M.-S. Gao, H. T. Li, and D. Y. Shao, (2024), arXiv:2409.09248 [hep-ph].
- [61] G. Bell, K. Brune, G. Das, and M. Wald, SciPost Phys. Proc. **7**, 021 (2022), arXiv:2110.04804 [hep-ph].
- [62] K. M. Brune, *Automation of jet function calculations in Soft-Collinear Effective theory*, Ph.D. thesis, Siegen U. (2022).
- [63] A. Broggio, A. Ferroglia, B. D. Pecjak, and Z. Zhang, JHEP **12**, 005 (2014), arXiv:1409.5294 [hep-ph].
- [64] Z. Bern, A. De Freitas, and L. J. Dixon, JHEP **03**, 018 (2002), arXiv:hep-ph/0201161.
- [65] Z. Bern, A. De Freitas, and L. J. Dixon, JHEP **06**, 028 (2003), [Erratum: JHEP 04, 112 (2014)], arXiv:hep-ph/0304168.
- [66] E. W. N. Glover and M. E. Tejeda-Yeomans, JHEP **06**, 033 (2003), arXiv:hep-ph/0304169.
- [67] E. W. N. Glover, JHEP **04**, 021 (2004), arXiv:hep-ph/0401119.
- [68] A. De Freitas and Z. Bern, JHEP **09**, 039 (2004), arXiv:hep-ph/0409007.
- [69] S. Catani and M. Grazzini, Nucl. Phys. B **845**, 297 (2011), arXiv:1011.3918 [hep-ph].
- [70] Z. Nagy and Z. Trocsanyi, Phys. Rev. Lett. **87**, 082001 (2001), arXiv:hep-ph/0104315.
- [71] M. Cacciari, G. P. Salam, and G. Soyez, JHEP **04**, 063 (2008), arXiv:0802.1189 [hep-ph].
- [72] Y.-T. Chien, A. Hornig, and C. Lee, Phys. Rev. D **93**, 014033 (2016), arXiv:1509.04287 [hep-ph].
- [73] M. G. Echevarria, I. Scimemi, and A. Vladimirov, Phys. Rev. D **93**, 011502 (2016), [Erratum: Phys.Rev.D 94, 099904 (2016)], arXiv:1509.06392 [hep-ph].
- [74] J. Collins and J.-W. Qiu, Phys. Rev. D **75**, 114014 (2007), arXiv:0705.2141 [hep-ph].
- [75] T. C. Rogers and P. J. Mulders, Phys. Rev. D **81**, 094006 (2010), arXiv:1001.2977 [hep-ph].
- [76] Z.-B. Kang, K. Lee, D. Y. Shao, and F. Zhao, JHEP **11**, 005 (2021), arXiv:2106.15624 [hep-ph].
- [77] R. F. del Castillo, M. G. Echevarria, Y. Makris, and I. Scimemi, JHEP **01**, 088 (2021), arXiv:2008.07531 [hep-ph].

SUPPLEMENTAL MATERIAL

The soft function in impact parameter space \vec{b}_T is given by the following correlator

$$\begin{aligned}\hat{S}(\vec{b}_T, \eta_1, \eta_2, R) &= \sum_X \langle 0 | \overline{\mathbf{T}} \left[\sum_n \Theta_n(X) O_s^\dagger(b_n) \right] | X \rangle \langle X | \mathbf{T} [O_s(0)] | 0 \rangle \\ &= \hat{1} + \hat{S}^{(1)}(\vec{b}_T, \eta_1, \eta_2, R) + \mathcal{O}(\alpha_s^2)\end{aligned}\quad (\text{S-1})$$

of soft Wilson lines S_{n_i} tracing the beams and jets

$$O_s(x^\mu) = [S_{n_2} S_{n_1} S_{n_b} S_{n_a}](x^\mu). \quad (\text{S-2})$$

The implicit dependence on the jet rapidities $\eta_{1,2}$ is encoded in the light-like vectors n_i along the beam ($i = a, b$) and jet ($i = 1, 2$) directions,

$$n_a^\mu = (1, 0, 0, 1), \quad n_b^\mu = (1, 0, 0, -1), \quad n_1^\mu = (1, 0, \text{sech } \eta_1, \tanh \eta_1), \quad n_2^\mu = (1, 0, -\text{sech } \eta_2, \tanh \eta_2).$$

For definiteness, we choose the planar beam-jet system to align with the yz -plane. (We will comment on non-planar case below, and note that for additional jets additional Wilson lines must of course be included.) The indices “ $ijkl$ ” of the soft function appearing in the factorization formulae label the color representation \mathbf{T}_i of the corresponding Wilson line. The beam Wilson lines S_{n_a} and S_{n_b} are defined as

$$S_{n_i}(x^\mu) = \mathbf{P} \exp \left[ig \int_{-\infty}^0 dt n_i \cdot A_s^c(x^\mu + tn_i^\mu) \mathbf{T}_i^c \right], \quad (\text{S-3})$$

with corresponding expressions for the outgoing Wilson lines for the jets.

In Eq. (S-1), $\Theta_n(X)$ depends on the various possibilities of soft particles in X in/outside of the jet. At NLO, there is a single emission that is either in or outside the jet, with

$$\begin{aligned}\Theta_{\text{in}} &= \Theta(R - \Delta R_1) + \Theta(R - \Delta R_2) \\ &= \Theta(R - \sqrt{(\phi - \phi_1)^2 + (\eta - \eta_1)^2}) + \Theta(R - \sqrt{(\phi - \phi_2)^2 + (\eta - \eta_2)^2}),\end{aligned}\quad (\text{S-4})$$

where R represents the jet radius, and ϕ and η denote the azimuthal angle and pseudo-rapidity of the soft emission momentum, respectively. The azimuthal angles for the two jets are $\phi_1 = 0$ and $\phi_2 = \pi$. The out-of-jet constraint is complementary to the in-jet constraint: $\Theta_{\text{out}} = 1 - \Theta_{\text{in}}$. Thus at this order, $\sum_n \Theta_n(X) O_s^\dagger(b_n) = \Theta_{\text{in}}(X) O_s^\dagger(b_{\text{in}}) + \Theta_{\text{out}}(X) O_s^\dagger(b_{\text{out}})$, with

$$b_{\text{in}} = (0, b_x, 0, 0), \quad b_{\text{out}} = (0, b_x, b_y, 0) = (0, \vec{b}_T, 0). \quad (\text{S-5})$$

The peculiar form of b_{in} is due to the fact that only the component of the transverse momentum perpendicular to the jets, here q_x , is measured inside the jet. Below we will also employ a polar representation for \vec{b}_T such that $b_x = b_T \sin \phi_b$ and $b_y = b_T \cos \phi_b$.

The explicit form of the next-to-leading order soft function is given by the sum over color dipoles:

$$\begin{aligned}\hat{S}^{(1)}(\vec{b}_T, \eta_1, \eta_2, R, \mu, \nu) &= \sum_{i < j} (-\mathbf{T}_i \cdot \mathbf{T}_j) \frac{\alpha_s(\mu)}{4\pi} S_{ij}^{(1)}(\vec{b}_T, \eta_1, \eta_2, R, \mu, \nu) \\ &= \sum_{i < j} (-\mathbf{T}_i \cdot \mathbf{T}_j) \frac{\alpha_s(\mu) \mu^{2\epsilon} \pi^\epsilon e^{\gamma_E \epsilon}}{\pi^2} \int d^d k \delta(k^2) \theta(k^0) \left(\frac{\nu}{2k^0} \right)^\eta \frac{n_i \cdot n_j}{n_i \cdot k n_j \cdot k} \\ &\quad \times [\Theta_{\text{out}} e^{i\vec{k}_T \cdot \vec{b}_T} + \Theta_{\text{in}} e^{ik_x b_x}].\end{aligned}\quad (\text{S-6})$$

Using the relation $\Theta_{\text{out}} = 1 - \Theta_{\text{in}}$, the soft function can now be refactorized into three components: a global soft function, as well as a 2-dimensional and 1-dimensional collinear-soft function,

$$\begin{aligned}\hat{S}^{(1)}(\vec{b}_T, \eta_1, \eta_2, R, \mu, \nu) &= \sum_{i < j} (-\mathbf{T}_i \cdot \mathbf{T}_j) \frac{\alpha_s(\mu) \mu^{2\epsilon} \pi^\epsilon e^{\gamma_E \epsilon}}{\pi^2} \int d^d k \delta(k^2) \theta(k^0) \frac{n_i \cdot n_j}{n_i \cdot k n_j \cdot k} \\ &\quad \times \left[\left(\frac{\nu}{2k^0} \right)^\eta e^{i\vec{k}_T \cdot \vec{b}_T} - \Theta_{\text{in}} e^{i\vec{k}_T \cdot \vec{b}_T} + \left(\frac{\nu}{2k^0} \right)^\eta \Theta_{\text{in}} e^{ik_x b_x} \right] \\ &= \sum_{i < j} (-\mathbf{T}_i \cdot \mathbf{T}_j) \frac{\alpha_s(\mu)}{4\pi} \left[S_{ij}^{\text{global}}(\vec{b}_T, \eta_1, \eta_2, \mu, \nu) + S_{ij}^{cs,2d}(\vec{b}_T, R, \mu) + S_{ij}^{cs,1d}(b_x, \eta_1, \eta_2, R, \mu, \nu) \right].\end{aligned}\quad (\text{S-7})$$

Intuitively, the global soft function measures the out-of-jet measurement everywhere, the 2d collinear-soft function subtracts the incorrect \vec{q}_T measurement inside the jets, and the 1d CS function adds the correct q_x measurement. Note that depending on the dipole under consideration the global soft function may not always require the rapidity regulator.

In this Letter we are only interested in the magnitude of the transverse momentum imbalance q_T between the two jets, so we average the soft function's components over the azimuthal angle ϕ_b of \vec{b}_T , which we indicate with a bar.

The global soft function (for the 2-component vector \vec{b}_T) is known [76, 77], we thus merely have to compute the two collinear-soft functions explicitly. After Fourier transforming from \vec{b}_T space to \vec{q}_T space and integrating q_T up to q_T^{cut} , we obtain:

$$\begin{aligned}\hat{S}^{(1)}(q_T^{\text{cut}}, \eta_1, \eta_2, R, \mu, \nu) &= \int d^2\vec{q}_T \Theta(q_T^{\text{cut}} - q_T) \int \frac{d^2\vec{b}_T}{(2\pi)^2} e^{-i\vec{b}_T \cdot \vec{q}_T} \hat{S}^{(1)}(\vec{b}_T, \eta_1, \eta_2, R, \mu, \nu) \\ &= q_T^{\text{cut}} \int_0^\infty db_T J_1(b_T q_T^{\text{cut}}) \hat{S}^{(1)}(b_T, \eta_1, \eta_2, R, \mu, \nu),\end{aligned}\quad (\text{S-8})$$

where J_1 is a Bessel function.

Renormalizing to subtract the regulator poles yields the following finite result in the small- R limit:

$$\begin{aligned}\hat{S}_{\text{finite}}^{(1)}(q_T^{\text{cut}}, \eta_1, \eta_2, R, \mu, \nu) &= \frac{\alpha_s(\mu)}{4\pi} \left\{ -4L_\mu^2 \sum_i \mathbf{T}_i^2 + L_\mu \left[4 \ln \frac{\mu^2}{\nu^2} \sum_i \mathbf{T}_i^2 + 8 \sum_{i<j} \mathbf{T}_i \cdot \mathbf{T}_j \ln \frac{n_i \cdot n_j}{2} \right. \right. \\ &\quad \left. \left. - 8 \ln 2 (\mathbf{T}_a + \mathbf{T}_b) \cdot (\mathbf{T}_1 + \mathbf{T}_2) - 16 \ln 2 \mathbf{T}_1 \cdot \mathbf{T}_2 \right] - \frac{\pi^2}{6} \sum_i \mathbf{T}_i^2 \right. \\ &\quad \left. + [(\mathbf{T}_a + \mathbf{T}_b) \cdot (\mathbf{T}_1 + \mathbf{T}_2) + 2 \mathbf{T}_1 \cdot \mathbf{T}_2] \left(4 \ln 2 \ln \frac{\mu^2}{\nu^2} + \frac{\pi^2}{3} + 4 \ln^2 \frac{R}{2} \right) \right. \\ &\quad \left. + \sum_{j \in \text{jets}} (\mathbf{T}_a + \mathbf{T}_b) \cdot \mathbf{T}_j 8 \ln 2 \ln (2 \cosh \eta_j) \right. \\ &\quad \left. + \mathbf{T}_1 \cdot \mathbf{T}_2 [8 \ln 2 \ln (4 \cosh \eta_1 \cosh \eta_2) - 2 \ln^2 (2 + 2 \cosh(\eta_1 - \eta_2)) + 2(\eta_1 - \eta_2)^2] \right. \\ &\quad \left. - \sum_{i<j} \mathbf{T}_i \cdot \mathbf{T}_j S_{ij}^{\text{corr}}(\eta_1, \eta_2, R) \right\}\end{aligned}\quad (\text{S-9})$$

where $L_\mu = \ln(\mu/q_T^{\text{cut}})$ and the sum on i, j run over the ordered set $\{a, b, 1, 2\}$, with a, b the beams, and 1, 2 the jets. The subleading R -correction terms for the various dipoles are given by:

$$S_{ab}^{\text{corr}}(\eta_1, \eta_2, R) = 4R^2 \left(1 - 2 \ln \frac{R}{2} \right) + \frac{R^4}{3} + \mathcal{O}(R^6), \quad (\text{S-10})$$

$$\begin{aligned}S_{a1 \text{ or } b2}^{\text{corr}}(\eta_1, \eta_2, R) &= -R^2 \ln \frac{R}{2} \left[1 + \frac{4e^{2\eta_2}}{(e^{\eta_1} + e^{\eta_2})^2} \right] + R^2 \left[\frac{7}{6} + \frac{2e^{2\eta_2}}{(e^{\eta_1} + e^{\eta_2})^2} \right] \\ &\quad + R^4 \left[\frac{49}{1440} + \frac{e^{2\eta_2} (10e^{2\eta_1} + e^{2\eta_2} - 4e^{\eta_1 + \eta_2})}{6(e^{\eta_1} + e^{\eta_2})^4} - \ln \frac{R}{2} \left(\frac{1}{72} + \frac{2e^{2(\eta_1 + \eta_2)}}{(e^{\eta_1} + e^{\eta_2})^4} \right) \right] + \mathcal{O}(R^6),\end{aligned}\quad (\text{S-11})$$

$$\begin{aligned}S_{a2 \text{ or } b1}^{\text{corr}}(\eta_1, \eta_2, R) &= -R^2 \ln \frac{R}{2} \left[1 + \frac{4e^{2\eta_1}}{(e^{\eta_1} + e^{\eta_2})^2} \right] + R^2 \left[\frac{7}{6} + \frac{2e^{2\eta_1}}{(e^{\eta_1} + e^{\eta_2})^2} \right] \\ &\quad + R^4 \left[\frac{49}{1440} + \frac{e^{2\eta_1} (10e^{2\eta_2} + e^{2\eta_1} - 4e^{\eta_1 + \eta_2})}{6(e^{\eta_1} + e^{\eta_2})^4} - \ln \frac{R}{2} \left(\frac{1}{72} + \frac{2e^{2(\eta_1 + \eta_2)}}{(e^{\eta_1} + e^{\eta_2})^4} \right) \right] + \mathcal{O}(R^6),\end{aligned}\quad (\text{S-12})$$

$$\begin{aligned}S_{12}^{\text{corr}}(\eta_1, \eta_2, R) &= -2R^2 \ln \frac{R}{2} \tanh^2 \left(\frac{\eta_1 - \eta_2}{2} \right) + R^2 \left[\frac{7}{3} - \frac{6}{1 + \cosh(\eta_1 - \eta_2)} \right] \\ &\quad + R^4 \left[\frac{49}{720} - \frac{e^{\eta_1 + \eta_2} (3e^{2\eta_1} + 3e^{2\eta_2} - 8e^{\eta_1 + \eta_2})}{2(e^{\eta_1} + e^{\eta_2})^4} - \ln \left(\frac{R}{2} \right) \frac{(e^{2\eta_1} + e^{2\eta_2} - 10e^{\eta_1 + \eta_2})^2}{36(e^{\eta_1} + e^{\eta_2})^4} \right] + \mathcal{O}(R^6).\end{aligned}\quad (\text{S-13})$$

This soft function can be extended to the case in which the beams and jets do not form a common plane, or to cases with additional jets. In these situations some subtleties and changes arise, though the calculation of the various ingredients is only marginally modified at NLO:

- The leading beam-beam dipole contribution is unaffected, as its global soft contribution is insensitive to the jets, and no collinear-soft contribution is present.
- The beam-jet dipole global soft contributions are largely unaffected, as the impact of the azimuthal angle of the jet amounts to a simple rotation of the plane formed by beam and jet. This can be accounted for by shifting the azimuthal variable ϕ_b for the vector \vec{b}_T accordingly. The same applies to the collinear-soft contribution.
- For a jet-jet dipole the collinear-soft contribution is the same as for a beam-jet dipole, just now for both jets, and can thus be easily adapted. The global soft contribution on the other hand picks up explicit dependence on the azimuthal separation of the two jets through the dipole kinematics, in addition to any potential global rotation accounted for by a shift in ϕ_b . This azimuthal separation dependence (which we assumed in this Letter to be equal to π) marginally modifies the appearing expressions, but does not add any difficulties.
- The subleading R -corrections in general exhibit a subtlety: They depend on the azimuthal orientation ϕ_b of the impact parameter \vec{b}_T , over which we average here, after which we expand in R . (Without expansion we were unable to find analytic expressions for the appearing terms.) This R -expansion however does not commute with the averaging, and more generally does not commute with evaluations for certain special values of ϕ_b (with the R -expansion converging badly in their vicinity). If ϕ_b is not averaged the expansion should thus not be performed, which means the R -corrections must be evaluated numerically (the appearing integrals are either 1- or 2-dimensional).
- The R -corrections generally distinguish between active jets (those involved in the dipole, and thus already partially included via a collinear-soft function), and passive jets (those in the bulk). The beam-beam case only exhibits passive corrections, while for the jet-jet case the passive corrections can only be relevant if three or more jets are present. In general the passive jet corrections are more complicated than the active ones, as they encode more information about correlations between jets.

We have worked out the changes arising in non-planar and multi-jet situations, and while they are beyond the scope of this Letter, they can be made available upon request.