

Large-sample analysis of cost functionals for inference under the coalescent

Martina Favero^{1,*} and Jere Koskela^{2,3}

¹Department of Mathematics, Stockholm University, 106 91 Sweden

²School of Mathematics, Statistics and Physics, Newcastle University, NE1 7RU United Kingdom

³Department of Statistics, University of Warwick, CV4 7AL United Kingdom

*correspondence: martina.favero@math.su.se

December 10, 2024

Abstract

The coalescent is a foundational model of latent genealogical trees under neutral evolution, but suffers from intractable sampling probabilities. Methods for approximating these sampling probabilities either introduce bias or fail to scale to large sample sizes. We show that a class of cost functionals of the coalescent with recurrent mutation and a finite number of alleles converge to tractable processes in the infinite-sample limit. A particular choice of costs yields insight about importance sampling methods, which are a classical tool for coalescent sampling probability approximation. These insights reveal that the behaviour of coalescent importance sampling algorithms differs markedly from standard sequential importance samplers, with or without resampling. We conduct a simulation study to verify that our asymptotics are accurate for algorithms with finite (and moderate) sample sizes. Our results also facilitate the a priori optimisation of computational resource allocation for coalescent sequential importance sampling. We do not observe the same behaviour for importance sampling methods under the infinite sites model of mutation, which is regarded as a good and more tractable approximation of finite alleles mutation in most respects.

1 Introduction

The coalescent (Kingman, 1982) is widely used in population genetics, either in its original form or in one of its numerous generalisations, to model or simulate the ancestral history (*genealogy*) of a sample of individuals. A crucial quantity for inference under the coalescent is the likelihood, or sampling probability, $p(\mathbf{n})$, i.e. the probability of observing a sample $\mathbf{n} \in \mathbb{N}^d \setminus \{\mathbf{0}\}$, with n_i being the number of individuals carrying genetic type (*allele*) i , and d being the number of possible alleles. Here we consider a finite number of alleles under recurrent mutation, and neglect other genetic forces such as selection and recombination. Even in this simple setting the sampling probability is not known explicitly, with the exception of so-called parent-independent mutation discussed in Remark 2.3 below. A recursive formula for $p(\mathbf{n})$ is available (Lundstrom et al., 1992; Sawyer et al., 1987), but unusable when the sample size $\|\mathbf{n}\|_1$ is even moderately large. Our interest is in the large-sample-size regime, to which we give precise meaning in Assumption 1.1.

Because of the difficulty of computing the sampling probability exactly, even for moderate sample sizes, Monte Carlo methods have developed to estimate it. They broadly split into methods based on tree-valued Markov chain Monte Carlo, importance sampling and sequential Monte Carlo based on simulating coalescent trees sequentially from observed sequences at the leaves to the root, and approximate Bayesian computation which resorts to comparing observed and simulated summary statistics. Several review articles cover the range of methods available, and we direct the interested reader to Beaumont (2010); Marjoram and Tavaré (2006); Stephens (2007). We will develop an asymptotic description of a class of weighted functionals of the coalescent process, which admits

analysis of importance sampling algorithms as a special case. Hence, we begin with an overview of coalescent importance sampling methods.

The history of coalescent inference based on backward-in-time importance sampling starts with the Griffiths–Tavaré scheme (Griffiths and Tavaré, 1994b). Subsequently, Stephens and Donnelly (2000) developed a more efficient importance sampling algorithm by characterising the family of optimal but intractable proposal distributions, and by defining a tractable approximation. Their importance sampling scheme has since been extended in numerous ways, accounting for the infinite sites mutation model (Hobolth et al., 2008), selection (Stephens and Donnelly, 2003), recombination (Fearnhead and Donnelly, 2001; Griffiths et al., 2008), multiple mergers (Λ -coalescent) (Birkner et al., 2011; Koskela et al., 2015), and simultaneous multiple mergers (Ξ -coalescent) (Koskela et al., 2015).

It is well known that Monte Carlo methods for the coalescent do not scale well to large sample size or more complex biological models. As a result, the approximately optimal proposal distributions instigated by Stephens and Donnelly (2000) have also been used as probabilistic models in their own right, without importance weighting or rejection control to correct for the fact that they differ from the coalescent sampling distribution. This approach is particularly prominent in multi-locus settings with recombination (Li and Stephens, 2003). Indeed, many existing chromosome-scale inference packages rely on these approximate sampling distributions; we mention Chromopainter (Lawson et al., 2012) and tsinfer (Kelleher et al., 2019) as examples.

An entirely different approach to the approximation of the sampling probability consists of deriving series expansions amenable to asymptotics in regimes where some parameters are large. See for example (Jenkins and Song, 2009, 2010, 2012; Jenkins et al., 2015) for strong recombination, (Wakeley, 2008; Favero and Jenkins, 2023+; Fan and Wakeley, 2024) for strong selection, and (Wakeley and Sargsyan, 2009) for strong mutation. For the large-sample-size regime, the first order of the asymptotic expansion of the sampling probability is available (Favero and Hult, 2022) but it is expressed in terms of the generally unknown stationary density function of the Wright–Fisher diffusion. It does not seem possible to derive a more explicit expression, nor higher orders of the asymptotic expansion, by employing the classical techniques for the large parameters regimes mentioned above.

These challenges, together with the canonical nature of the coalescent as a null model of neutral genetic evolution, motivate our analysis of a class of cost functionals of coalescent block-counting processes for large sample sizes. A particular choice of costs yields large-sample asymptotics of coalescent importance sampling algorithms as an application. We define a large sample size as follows.

Assumption 1.1 (Samples of large size). *We consider samples of the form $n\mathbf{y}_0^{(n)}$, where $\mathbf{y}_0^{(n)} \in \frac{1}{n}\mathbb{N}^d$, and $n \in \mathbb{N}$ becomes large. We assume that the sequence $\mathbf{y}_0^{(n)}$ converges to some $\mathbf{y}_0 \in \mathbb{R}_+^d$. For convenience we also assume $\|\mathbf{y}_0\|_1 = 1$. In this way, the size of the sample $n\mathbf{y}_0^{(n)}$, for large n , is approximately equal to n .*

In this large-sample regime, we extend a previous convergence result on the block-counting process of the coalescent and the corresponding mutation-counting process (Favero and Hult, 2024) to include a sequence of costs. The convergence of general cost-weighted block-counting processes constitutes one of the two main results of this paper, Theorem 3.3. The proof is based on analysis of the tractable case of parent-independent mutation, and a change of measure between parent-independent and general recurrent mutation.

We then use the cost framework we have developed to conduct a priori performance analysis of coalescent sequential importance sampling algorithms. The crucial idea for the analysis is based on the following interpretation. At each step, the discrepancy between a one-step proposal distribution and the intractable true sampling distribution can be viewed as the cost of that step. We write the sequential importance weights in terms of this cost sequence and employ our convergence result to study the asymptotic behaviour of the weights of classical importance sampling algorithms, particularly

those of [Griffiths and Tavaré \(1994b\)](#) and [Stephens and Donnelly \(2000\)](#). This constitutes the second main theoretical contribution of the paper, [Theorem 5.3](#).

The idea of using a cost framework for the asymptotic analysis of importance sampling algorithms is inspired by the stochastic control approach to rare events simulation. This can be based on large deviations principles when the probability of the rare event is exponentially decaying, e.g. ([Dupuis and Wang, 2004](#)), or it can be based on Lyapunov methods in heavy-tailed settings, e.g. ([Blanchet et al., 2012](#)). These approaches are not applicable to the coalescent, necessitating the development of our bespoke approach based on convergence of cost functionals. While the main motivation for the construction of the cost framework is the analysis of importance sampling algorithms, the resulting limit of cost processes is generic and potentially of independent interest.

Our theory makes the surprising prediction that, for large samples, normalised importance weights converge in distribution to 1 under mild conditions which both the [Griffiths and Tavaré \(1994b\)](#) and [Stephens and Donnelly \(2000\)](#) proposal distributions satisfy (c.f. [Theorem 5.3](#) and [Remark 5.4](#)). Such convergence strongly suggests that the only contribution to overall importance weight variance arises from a relatively small number of sequential steps during which the number of remaining lineages in the coalescent tree is relatively small. This sets the coalescent apart from typical sequential importance sampling applications in which variance of importance weights grows exponentially in the number of steps ([Doucet and Johansen, 2011](#)). The fact that the behaviour of coalescent importance weights differs from standard settings has been observed before, and so-called stopping time resampling has been suggested as a remedy [Chen et al. \(2005\)](#); [Jenkins \(2012\)](#). Our results predict that the variance of coalescent importance weights remains non-standard even when stopping time resampling is employed.

We conduct a simulation study to show that the predicted pattern of importance weight variance occurs in practice with moderate sample sizes. We make use of the effect by showing that coalescent sequential importance sampling methods can be improved by using a small number of simulation replicates initially, and branching them out to a large number of replicates once the number of remaining extant lineages becomes small. The approach of targeting simulation replicates to those sequential steps which contribute to high variance is well-established ([Lee and Whiteley, 2018](#)), but typically relies on pilot runs to estimate one-step variances. Our theory facilitates its heuristic use for the coalescent without trial runs. In a similar vein, we show empirically that resampling, which typically reduces the growth of importance weight variance from exponential to linear in the number of steps ([Doucet and Johansen, 2011](#)), actually reduces the accuracy of the [Stephens and Donnelly \(2000\)](#) importance sampling algorithm.

Finally, while our asymptotic theory is predicated on a finite number of alleles and recurrent mutation, we investigate whether similar empirical results hold for the so-called infinite sites model of mutation (see [Section 6.2](#) for a description). The infinite sites model is regarded as a more tractable approximation of the finite alleles setting, but our results reveal a sharp difference between the two: state-of-the-art infinite sites importance sampling proposal distributions by [Stephens and Donnelly \(2000\)](#) and [Hobolth et al. \(2008\)](#) exhibit approximately exponential growth of importance weight variance with the number of sequential steps, resampling is effective at reducing Monte Carlo error, and non-uniform allocation of computational resources to different sequential steps does not improve performance. These results demonstrate that, from this perspective, the finite alleles and infinite sites models are not good approximations of each other. To carry out our infinite sites simulations, we derive some new computational complexity results for the proposal distribution of [Hobolth et al. \(2008\)](#) and show that pre-computing an explicit but large matrix reduces its complexity by an order of magnitude. The matrix in question is independent of observed data and can be reused across all simulations not exceeding a given sample size.

The paper is structured as follows. In [Section 2](#) we introduce the coalescent and related sequences, including the cost sequence, and general importance sampling algorithms. [Section 3](#) is dedicated to the convergence of general cost functionals. In [Section 4](#) we describe and analyse the proposal distributions

of specific importance sampling algorithms, and, in Section 5, we analyse the asymptotic behaviour of their weights. Section 6 is dedicated to the simulation study and Section 7 contains all of the proofs. Section 8 concludes with a discussion of other applications and future directions of enquiry.

2 Setting and notation

2.1 The coalescent and related sequences of interest

Given a sample of n individuals, the Kingman coalescent (Kingman, 1982) models their genealogy backwards in time. Starting from the n initial lineages and proceeding backwards in time, each pair of lineages coalesces at rate 1, and each single lineage undergoes a mutation event at rate $\theta/2 > 0$. We assume there are d possible genetic types, and mutations are sampled from a probability matrix $P = (P_{ij})_{i,j \in \{1, \dots, d\}}$, with P_{ij} being the forward-in-time probability of a mutation from type i to type j . The matrix P is assumed to be irreducible so as to have a unique stationary distribution.

We consider the block-counting jump chain $\mathbf{H} = \{\mathbf{H}(k)\}_{k \in \mathbb{N}} \subset \mathbb{N}^d \setminus \{\mathbf{0}\}$ of the typed version of the coalescent, where $H_i(k)$ is the number of lineages of type i after k jumps in the ancestral history evolving backwards in time, and the coalescent is initialised from a starting configuration of types given by an observed sample $\mathbf{n} \in \mathbb{N}^d \setminus \{\mathbf{0}\}$, i.e. $\mathbf{H}(0) = \mathbf{n}$. The process stops when the most recent common ancestor (MRCA) of all individuals in the sample is reached at step

$$\tau^{(n)} := \inf\{k \in \mathbb{N} : \|\mathbf{H}(k)\|_1 = 1 | \mathbf{H}(0) = \mathbf{n}\}.$$

When not conditioning on $\mathbf{H}(0)$, the jump chain \mathbf{H} has a tractable description as a forward-in-time process. It starts from one ancestor in the past with a type chosen from an initial type distribution, often the stationary distribution of the mutation matrix P , and evolves towards the present through mutation and branching events. The sampling probability $p(\mathbf{n})$ can be thought of as the probability that this forward process is in state \mathbf{n} at the time of the first branching event which increases its number of lineages to $\|\mathbf{n}\|_1 + 1$. We record the forward and backward transition probabilities of the block-counting jump-chain \mathbf{H} of the typed Kingman coalescent in Definition 2.1 and 2.2 below. See e.g. Stephens and Donnelly (2000); De Iorio and Griffiths (2004) for more details.

Definition 2.1 (Forward transition probabilities). *The forward-in-time block-counting chain jumps from state $\mathbf{n} \in \mathbb{N}^d \setminus \{\mathbf{0}\}$ to the next state $\mathbf{n} + \mathbf{v}$ with probability*

$$p(\mathbf{n} + \mathbf{v} | \mathbf{n}) = \mathbb{P}(\mathbf{H}(k) = \mathbf{n} + \mathbf{v} | \mathbf{H}(k+1) = \mathbf{n}) = \begin{cases} \frac{\|\mathbf{n}\|_1 - 1}{\|\mathbf{n}\|_1 - 1 + \theta} \frac{n_j}{\|\mathbf{n}\|_1} & \text{if } \mathbf{v} = \mathbf{e}_j, \quad j = 1 \dots d, \\ \frac{\theta}{\|\mathbf{n}\|_1 - 1 + \theta} \frac{n_i}{\|\mathbf{n}\|_1} P_{ij} & \text{if } \mathbf{v} = \mathbf{e}_j - \mathbf{e}_i, \quad i, j = 1 \dots d, \\ 0 & \text{otherwise.} \end{cases} \quad (2.1)$$

Note the unnatural indexing of the steps in the forward transition above, going from $k+1$ to k . This is chosen intentionally so that the indexing in the following backward transition goes from k to $k+1$. In fact, throughout the paper, the indexing follows the backward-in-time direction, which is used more often.

Definition 2.2 (Backward transition probabilities). *The backward-in-time block-counting chain jumps from state $\mathbf{n} \in \mathbb{N}^d \setminus \{\mathbf{0}\}$ to the next state $\mathbf{n} - \mathbf{v}$ with probability*

$$p(\mathbf{n} - \mathbf{v} | \mathbf{n}) = \mathbb{P}(\mathbf{H}(k+1) = \mathbf{n} - \mathbf{v} | \mathbf{H}(k) = \mathbf{n}) = \begin{cases} \frac{n_j(n_j - 1)}{\|\mathbf{n}\|_1(\|\mathbf{n}\|_1 - 1 + \theta)} \frac{1}{\pi[j|\mathbf{n} - \mathbf{e}_j]}, & \text{if } \mathbf{v} = \mathbf{e}_j, \quad j = 1 \dots d, \\ \frac{\theta P_{ij} n_j}{\|\mathbf{n}\|_1(\|\mathbf{n}\|_1 - 1 + \theta)} \frac{1}{\pi[i|\mathbf{n} - \mathbf{e}_j]}, & \text{if } \mathbf{v} = \mathbf{e}_j - \mathbf{e}_i, \quad i, j = 1 \dots d, \\ 0, & \text{otherwise,} \end{cases} \quad (2.2)$$

where $\pi[j|\mathbf{n}]$, $j = 1, \dots, d$, can be interpreted as the probability of sampling an individual of type j given that the first $\|\mathbf{n}\|_1$ sampled individuals have types as in \mathbf{n} . In terms of the sampling probabilities,

$$\pi[i|\mathbf{n}] = \frac{n_i + 1}{\|\mathbf{n}\|_1 + 1} \frac{p(\mathbf{n} + \mathbf{e}_i)}{p(\mathbf{n})}.$$

For $\mathbf{y} \in \frac{1}{n}\mathbb{N}^d \setminus \{\mathbf{0}\}$, $n \in \mathbb{N}$, it is also convenient to define

$$\rho^{(n)}(\mathbf{v}|\mathbf{y}) = p(n\mathbf{y} - \mathbf{v}|n\mathbf{y}).$$

Note the crucial point that the backward transition probabilities are not explicitly known in general since the conditional sampling distribution $\pi[\cdot|\mathbf{n}]$ is intractable, except for the following special case of parent-independent mutation.

Remark 2.3 (Parent-independent Mutations (PIM)). *Mutations are parent-independent when the type of the mutated offspring does not depend on the type of the parent, i.e. $P_{ij} = Q_j$, $i, j = 1, \dots, d$. In this special case, the sampling probability and the transition probabilities are explicitly known. In particular,*

$$\pi[i|\mathbf{n}] = \frac{n_i + \theta Q_i}{\|\mathbf{n}\|_1 + \theta}.$$

We now briefly define two sequences which are related to the coalescent and will be a useful tool in the rest of the paper.

Definition 2.4 (Scaled block-counting sequence). *The sequence of scaled block-counting Markov chains is defined as $\mathbf{Y}^{(n)} = \frac{1}{n}\mathbf{H}^{(n)} \subset \frac{1}{n}\mathbb{N}^d$, $n \in \mathbb{N}$, where n represent the sample size which we will take to grow to infinity.*

Definition 2.5 (Mutation-counting sequence). *The sequence of mutation-counting processes is defined as $\mathbf{M}^{(n)} = (M_{ij}^{(n)})_{i,j=1}^d \subset \mathbb{N}^{d^2}$, $n \in \mathbb{N}$, where $M_{ij}^{(n)} = \{M_{ij}^{(n)}(k)\}_{k \in \mathbb{N}}$, with $M_{ij}^{(n)}(k)$ being the cumulative number of mutations from type i to type j (forwards, or j to i backwards) that have occurred in $\mathbf{Y}^{(n)}(0), \dots, \mathbf{Y}^{(n)}(k)$, i.e.*

$$M_{ij}^{(n)}(k) = \sum_{k'=0}^{k-1} \mathbb{I}_{\{n\mathbf{Y}^{(n)}(k') - n\mathbf{Y}^{(n)}(k'+1) = \mathbf{e}_j - \mathbf{e}_i\}},$$

and $M_{ij}(0) = 0$.

The asymptotic behaviour of the sequence $(\mathbf{Y}^{(n)}, \mathbf{M}^{(n)})$, as $n \rightarrow \infty$, was studied by [Favero and Hult \(2024\)](#). In [Theorem 3.3](#) we extend their convergence result to include a sequence $C^{(n)}$ of costs, described in the next subsection, which we will use to analyse importance sampling weights for large sample sizes.

2.2 The cost sequence and importance sampling

Given a sample $n\mathbf{y}_0^{(n)}$, the sampling probability can be written as

$$p(n\mathbf{y}_0^{(n)}) = \mathbb{E}_p \left[\mathbb{I}_{\{n\mathbf{Y}^{(n)}(0) = n\mathbf{y}_0^{(n)}\}} \right].$$

A naive way to estimate $p(n\mathbf{y}_0^{(n)})$ is to simulate independent copies of $\mathbf{Y}^{(n)}$ forward in time, following [Definition 2.1](#), and to count how many reach sample size $n + 1$ from configuration $n\mathbf{y}_0^{(n)}$. However, as n increases, it becomes rare that a simulation hits $n\mathbf{y}_0^{(n)}$, yielding an estimator with impractically high relative variance.

The key idea for importance sampling under the coalescent is to simulate backwards, starting from configuration $n\mathbf{y}_0^{(n)}$, according to a proposal distribution q , instead of simulating forwards according to the true distribution p . The change of measure from the forward p to the backward q yields

$$p(n\mathbf{y}_0^{(n)}) = \mathbb{E}_q \left[L^{(n)}(k) \mid n\mathbf{Y}^{(n)}(0) = n\mathbf{y}_0^{(n)} \right],$$

where

$$\begin{aligned} L^{(n)}(k) &= \frac{p(n\mathbf{Y}^{(n)}(k), \dots, n\mathbf{Y}^{(n)}(0))}{q(n\mathbf{Y}^{(n)}(0), \dots, n\mathbf{Y}^{(n)}(k) \mid n\mathbf{Y}^{(n)}(0) = n\mathbf{y}_0^{(n)})} \\ &= p(n\mathbf{Y}^{(n)}(k)) \prod_{k'=1}^k \frac{p(n\mathbf{Y}^{(n)}(k') - 1 \mid n\mathbf{Y}^{(n)}(k'))}{q(n\mathbf{Y}^{(n)}(k') \mid n\mathbf{Y}^{(n)}(k' - 1))}, \end{aligned} \quad (2.3)$$

is the importance sampling weight, that is, the likelihood ratio or Radon–Nikodym derivative, of the change of measure.

Note that the number of sequential steps k in (2.3) is intentionally left general. When k is equal to the step $\tau^{(n)}$ at which the MRCA is reached,

$$p(n\mathbf{Y}^{(n)}(\tau^{(n)})) = \sum_{i=1}^d p(\mathbf{e}_i) \mathbb{I}_{\{n\mathbf{Y}^{(n)}(K) = \mathbf{e}_i\}}$$

is available explicitly and (2.3) corresponds to the importance weight from the importance sampling algorithm with proposal distribution q . Choosing a deterministic $k \leq n\|\mathbf{y}_0^{(n)}\|_1 \leq \tau^{(n)}$ yields truncated algorithms, which will be useful for the asymptotic analysis of importance weights. They do not correspond to exact algorithms in practice because the factor $p(n\mathbf{Y}^{(n)}(k))$ is intractable, though further approximations have been used to enact bias-variance trade-off (Jasra et al., 2011).

The importance sampling estimator is obtained as the average of the importance sampling weights evaluated on independent copies of $n\mathbf{Y}^{(n)}$, which are simulated backwards from $n\mathbf{y}_0^{(n)}$ according to the proposal q . The second moment of this estimator can be written as

$$s(n\mathbf{y}_0^{(n)}) = \mathbb{E}_q \left[L^{(n)}(k)^2 \mid \mathbf{Y}^{(n)}(0) = \mathbf{y}_0^{(n)} \right] = \mathbb{E}_p \left[L^{(n)}(k) \mid \mathbf{Y}^{(n)}(0) = \mathbf{y}_0^{(n)} \right] p(n\mathbf{y}_0^{(n)}).$$

The optimal proposal distribution is the intractable true backward distribution p of Definition 2.2, which yields the zero-variance estimator with optimal second moment $s(n\mathbf{y}_0^{(n)}) = p(n\mathbf{y}_0^{(n)})^2$. Since optimality cannot be obtained, it is desirable that the estimator is at least asymptotically optimal, which means that it has bounded relative error, i.e.

$$\limsup_{n \rightarrow \infty} \frac{s(n\mathbf{y}_0^{(n)})}{p(n\mathbf{y}_0^{(n)})^2} = \mathbb{E}_p \left[\frac{L^{(n)}(k)}{p(n\mathbf{y}_0^{(n)})} \mid \mathbf{Y}^{(n)}(0) = \mathbf{y}_0^{(n)} \right] < \infty.$$

Therefore, we focus on studying the asymptotic behaviour (under the true distribution) of the normalised importance sampling weights defined as

$$W^{(n)}(k) = \frac{L^{(n)}(k)}{p(n\mathbf{y}_0^{(n)})} = \frac{p(n\mathbf{Y}^{(n)}(k))}{p(n\mathbf{y}_0^{(n)})} \prod_{k'=1}^k \frac{p(n\mathbf{Y}^{(n)}(k') - 1 \mid n\mathbf{Y}^{(n)}(k'))}{q(n\mathbf{Y}^{(n)}(k') \mid n\mathbf{Y}^{(n)}(k' - 1))}. \quad (2.4)$$

We interpret the ratio

$$\frac{p(n\mathbf{y} \mid n\mathbf{y} - \mathbf{v})}{q(n\mathbf{y} - \mathbf{v} \mid n\mathbf{y})} \quad (2.5)$$

as the one-step cost of choosing the proposal q in place of the true distribution p in the backward step from $\mathbf{y} \in \frac{1}{n}\mathbb{N}^d \setminus \{\mathbf{0}\}$ to $\mathbf{y} - \frac{1}{n}\mathbf{v}$, for each possible step $\mathbf{v} = \mathbf{e}_j, \mathbf{e}_j - \mathbf{e}_i, i, j = 1, \dots, d$. Then, the importance sampling weights can be interpreted in terms of the cumulative cost of all the steps. More generally, we define the following cost-counting sequence.

Definition 2.6 (Cost-counting sequence). *Let the positive function $c^{(n)}(\mathbf{v} \mid \mathbf{y})$, represent the one-step cost of a backward jump from \mathbf{y} to $\mathbf{y} - \frac{1}{n}\mathbf{v}$, for $\mathbf{y} \in \frac{1}{n}\mathbb{N}^d \setminus \{\mathbf{0}\}$, $\mathbf{v} = \mathbf{e}_j, \mathbf{e}_j - \mathbf{e}_i, i, j = 1, \dots, d$. The sequence of cost-counting processes is defined as $C^{(n)} = \{C^{(n)}(k)\}_{k \in \mathbb{N}} \subset \mathbb{R}_+$, $n \in \mathbb{N}$, where $C^{(n)}(k)$ is the cumulative cost of performing the steps $\mathbf{Y}^{(n)}(0), \dots, \mathbf{Y}^{(n)}(k)$, i.e.*

$$C^{(n)}(k) = \prod_{k'=1}^k c^{(n)}(n\mathbf{Y}^{(n)}(k') - 1 - n\mathbf{Y}^{(n)}(k') \mid \mathbf{Y}^{(n)}(k' - 1)),$$

and $C^{(n)}(0) = 1$.

Note that the function $c^{(n)}$ can be of the form (2.5), for an arbitrary proposal q whose support coincides with p , but it can also be more general. In the next section, we study first the cost $C^{(n)}$ in general. Then, in order to study the asymptotic behaviour of the normalised importance sampling weight $W^{(n)}$, the specific form (2.5) is used. The description of well-known specific proposals is postponed to Section 4, and the asymptotic analysis of the corresponding costs and weights is in Section 5.

3 Asymptotic analysis of the cost sequence

Let us recap the initial conditions encountered so far.

Assumption 3.1 (Initial conditions). *Consider the sequence $\mathbf{y}_0^{(n)}$ of samples of large size satisfying Assumption 1.1, and assume $\mathbf{Y}^{(n)}(0) = \mathbf{y}_0^{(n)}$. Furthermore, recall that naturally $M_{ij}^{(n)}(0) = 0, \forall n \in \mathbb{N}, i, j = 1, \dots, d$, and $C^{(n)}(0) = 1, \forall n \in \mathbb{N}$.*

In order to show convergence of the cost sequence of Definition 2.6, we will need the following assumption on the asymptotic behaviour of the cost of one step.

Assumption 3.2 (Asymptotic cost of one step). *There exist some continuous functions $a_j, b_{ij}, i, j = 1, \dots, d$, such that $b_{ij} \geq 1$, and*

$$\lim_{n \rightarrow \infty} \sup_{\mathbf{y} \in B_\delta^{(n)}} |n(c^{(n)}(\mathbf{e}_j \mid \mathbf{y}) - 1) - a_j(\mathbf{y})| = 0 \quad \text{and} \quad \lim_{n \rightarrow \infty} \sup_{\mathbf{y} \in B_\delta^{(n)}} |c^{(n)}(\mathbf{e}_j - \mathbf{e}_i \mid \mathbf{y}) - b_{ij}(\mathbf{y})| = 0, \quad (3.1)$$

for each $\delta > 0$, where $B_\delta^{(n)} = \{\mathbf{y} \in \frac{1}{n}\mathbb{N}^d : y_j \geq \delta, j = 1, \dots, d\}$. This is equivalent to uniform convergence on compact sets in the state-space of the technical framework defined in Section 7.1.

Note that Assumption 3.2, which will be needed for the convergence of the cost sequence, requires knowledge of the first order approximation of the one-step cost of mutation steps and of the second order approximation of the one-step cost of coalescence steps.

We can now state the following result, which extends (Favero and Hult, 2024, Theorem 2.1) by including the cost sequence which plays a crucial role in the study of importance sampling algorithms in the next sections.

Theorem 3.3 (Convergence of general costs). *Let $\mathbf{Z}^{(n)} = (C^{(n)}, \mathbf{Y}^{(n)}, \mathbf{M}^{(n)}) \subset \mathbb{R}_+ \times \frac{1}{n}\mathbb{N}^d \setminus \{\mathbf{0}\} \times \mathbb{N}^{d^2}, n \in \mathbb{N}$, be the sequence composed by the cost sequence $C^{(n)}$ of Definition 2.6, the scaled block-counting sequence $\mathbf{Y}^{(n)}$ of Definition 2.4 evolving backwards in time, and the mutation-counting sequence $\mathbf{M}^{(n)}$ of Definition 2.5, with initial conditions given by Assumption 1.1 and 3.1. Assume that the one-step costs satisfy Assumption 3.2. Fix $t \in [0, 1]$. Then, as $n \rightarrow \infty$, the sequence of processes $\tilde{\mathbf{Z}}^{(n)} = \{\mathbf{Z}^{(n)}(\lfloor sn \rfloor)\}_{s \in [0, t]}$ converges weakly to the process $\mathbf{Z} = \{(C(s), \mathbf{Y}(s), \mathbf{M}(s))\}_{s \in [0, t]} \subset$*

$\mathbb{R}_+ \times \mathbb{R}_+^d \times \mathbb{N}^{d^2}$, defined as follows. The state process $\mathbf{Y} = \{\mathbf{Y}(s)\}_{s \in [0,t]}$ is the deterministic process defined by

$$\mathbf{Y}(s) = \mathbf{y}_0(1-s); \quad (3.2)$$

the mutation-counting process $\mathbf{M} = (M_{ij})_{i,j=1}^d$ is the matrix-valued process with $M_{ij} = \{M_{ij}(s)\}_{s \in [0,t]}$ being independent time-inhomogeneous Poisson processes with intensities

$$\lambda_{ij}(\mathbf{Y}(s)) = \frac{\theta P_{ij} Y_i(s)}{\|\mathbf{Y}(s)\|_1^2} = \frac{\theta P_{ij} y_{0,i}}{(1-s)};$$

and the cost process $C = \{C(s)\}_{s \in [0,t]}$ is defined by

$$\begin{aligned} C(s) &= \exp \left\{ - \int_0^s \langle a(\mathbf{Y}(u)), d\mathbf{Y}(u) \rangle + \sum_{i,j=1}^d \int_0^s \log b_{ij}(\mathbf{Y}(u)) dM_{ij}(u) \right\} \\ &= \exp \left\{ \sum_{i=1}^d y_{0,i} \int_0^s a_i(\mathbf{y}_0(1-u)) du \right\} \prod_{i,j=1}^d \prod_{k=1}^{M_{ij}(s)} b_{ij}(\mathbf{y}_0(1-T_{ij}^k)), \end{aligned} \quad (3.3)$$

with T_{ij}^k being the time of the k^{th} jump of the process M_{ij} .

Proof. See Section 7.1. □

Here, converging weakly means converging in the Skorokhod space $\mathcal{D}_{\mathbb{R}_+^d \times \mathbb{N}^{d^2} \times \mathbb{R}_+} [0, t]$. That is, for any bounded continuous real-valued function g on $\mathcal{D}_{\mathbb{R}_+^d \times \mathbb{N}^{d^2} \times \mathbb{R}_+} [0, t]$, it yields

$$\lim_{n \rightarrow \infty} \mathbb{E} \left[g \left(\{\tilde{\mathbf{Z}}^{(n)}(s)\}_{s \in [0,t]} \right) \right] = \mathbb{E} \left[g \left(\{\mathbf{Z}(s)\}_{s \in [0,t]} \right) \right].$$

3.1 Heuristic explanation of the convergence

In a single transition, the Markov chain $\mathbf{Z}^{(n)}$ goes from state $(c, \mathbf{y}, \mathbf{m}) \in \mathbb{R}_+ \times \frac{1}{n} \mathbb{N}^d \setminus \{\mathbf{0}\} \times \mathbb{N}^{d^2}$ to state

- $(c c^{(n)}(\mathbf{e}_j | \mathbf{y}), \mathbf{y} - \frac{1}{n} \mathbf{e}_j, \mathbf{m})$ with probability $\rho^{(n)}(\mathbf{e}_j | \mathbf{y})$;
- $(c c^{(n)}(\mathbf{e}_j - \mathbf{e}_i | \mathbf{y}), \mathbf{y} - \frac{1}{n} \mathbf{e}_j + \frac{1}{n} \mathbf{e}_i, \mathbf{m} + \mathbf{e}_{ij})$ with probability $\rho^{(n)}(\mathbf{e}_j - \mathbf{e}_i | \mathbf{y})$,

where $\rho^{(n)}$ is described in Definition 2.2. This can be summarised in the following following operator $A^{(n)}$, which is the infinitesimal generator of $\tilde{\mathbf{Z}}^{(n)}$,

$$\begin{aligned} &A^{(n)} f(c, \mathbf{y}, \mathbf{m}) \\ &= n \mathbb{E} \left[f \left(\mathbf{Z}^{(n)}(k+1) \right) - f \left(\mathbf{Z}^{(n)}(k) \right) \mid \mathbf{Z}^{(n)}(k) = (c, \mathbf{y}, \mathbf{m}) \right] \\ &= \sum_{j=1}^d n \left[f \left(c c^{(n)}(\mathbf{e}_j | \mathbf{y}), \mathbf{y}^{(n)} - \frac{1}{n} \mathbf{e}_j, \mathbf{m} \right) - f(c, \mathbf{y}, \mathbf{m}) \right] \rho^{(n)}(\mathbf{e}_j | \mathbf{y}) \\ &\quad + \sum_{i,j=1}^d \left[f \left(c c^{(n)}(\mathbf{e}_j - \mathbf{e}_i | \mathbf{y}), \mathbf{y} - \frac{1}{n} \mathbf{e}_j + \frac{1}{n} \mathbf{e}_i, \mathbf{m} + \mathbf{e}_{ij} \right) - f(c, \mathbf{y}, \mathbf{m}) \right] n \rho^{(n)}(\mathbf{e}_j - \mathbf{e}_i | \mathbf{y}), \end{aligned} \quad (3.4)$$

where f is a function belonging to a domain to be rigorously determined. Note the factor n above, which corresponds to scaling time by n . It is known (Favero and Hult, 2022) that, if $\mathbf{y}^{(n)} \rightarrow \mathbf{y} \in \mathbb{R}_+^d$, then

$$\rho^{(n)}(\mathbf{e}_j | \mathbf{y}^{(n)}) \xrightarrow{n \rightarrow \infty} \frac{y_j}{\|\mathbf{y}\|_1}, \quad n \rho^{(n)}(\mathbf{e}_j - \mathbf{e}_i | \mathbf{y}^{(n)}) \xrightarrow{n \rightarrow \infty} \lambda_{ij}(\mathbf{y}), \quad i, j = 1, \dots, d. \quad (3.5)$$

Thus, using Assumption 3.2 and first order approximations implies that $A^{(n)}f(c, \mathbf{y}^{(n)}, \mathbf{m})$ converges to

$$Af(c, \mathbf{y}, \mathbf{m}) = c \partial_c f(c, \mathbf{y}, \mathbf{m}) \left\langle a(\mathbf{y}), \frac{\mathbf{y}}{\|\mathbf{y}\|_1} \right\rangle - \left\langle \nabla_{\mathbf{y}} f(c, \mathbf{y}, \mathbf{m}), \frac{\mathbf{y}}{\|\mathbf{y}\|_1} \right\rangle + \sum_{i,j=1}^d [f(c b_{ij}(\mathbf{y}), \mathbf{y}, \mathbf{m} + \mathbf{e}_{ij}) - f(c, \mathbf{y}, \mathbf{m})] \lambda_{ij}(\mathbf{y}). \quad (3.6)$$

The operator A above is the infinitesimal generator of the limiting process $\mathbf{Z} = (C, \mathbf{Y}, \mathbf{M})$ of Theorem 3.3. The convergence above is made rigorous in Section 7.1, where it is also proven that this convergence implies Theorem 3.3. The crucial tools for the proof are the definition of a proper technical framework, which consists of extending the state space of the processes, and a change-of-measure argument to deal with parent-dependent mutations.

We now give a brief intuitive explanation of how the limiting process is determined by its infinitesimal generator A . First, from (3.6), we directly get the following ordinary differential equation for \mathbf{Y} :

$$d\mathbf{Y}(s) = -\frac{\mathbf{Y}(s)}{\|\mathbf{Y}(s)\|_1} ds,$$

which is trivially solved by (3.2). It is also straightforward to see from (3.6) that M_{ij} jumps up by 1 at rate $\lambda_{ij}(\mathbf{Y}(s))$ independently on the other components of \mathbf{M} . Finally, for C , we get from (3.6) the following stochastic differential equation with jumps:

$$dC(t) = C(t) \left\langle a(\mathbf{Y}(t)), \frac{\mathbf{Y}(t)}{\|\mathbf{Y}(t)\|_1} \right\rangle dt + \sum_{i,j=1}^d C(t^-) (b_{ij}(\mathbf{Y}(t)) - 1) dM_{ij}(t).$$

Between jumps, the evolution of C is determined by the drift term, which explains the exponential part of (3.3). The product part of (3.3) is explained by the coefficient $C(t^-) (b_{ij}(\mathbf{Y}(t)) - 1)$ of $dM_{ij}(t)$ which represents the size of the jump from $C(t^-)$ to $C(t^-) b_{ij}(\mathbf{Y}(t))$, given that the mutation-counting process M_{ij} jumps at time t .

4 Proposal distributions

In Section 2.2 the importance sampling scheme is described in terms of a general backward proposal q . In this section we review two possible choices of q leading to the two well-known importance sampling algorithms by Griffiths and Tavaré (1994b) and Stephens and Donnelly (2000). Then, we define the corresponding cost of one step and analyse its asymptotic behaviour. In the next section, the one-step asymptotic results will be used for the analysis of the corresponding algorithms by using Theorem 3.3.

4.1 Griffiths–Tavaré (GT) proposal

The Griffiths and Tavaré (1994b) backward proposal q_{GT} is proportional to the forward true distribution p of Definition 2.1, that is,

$$q_{GT}(\mathbf{n} - \mathbf{v} \mid \mathbf{n}) = \frac{p(\mathbf{n} \mid \mathbf{n} - \mathbf{v})}{\sum_{\mathbf{v}'} p(\mathbf{n} \mid \mathbf{n} - \mathbf{v}')}. \quad (4.1)$$

Substituting the proposal q_{GT} into (2.5) shows that the cost of a backward step from $\mathbf{y} \in \frac{1}{n}\mathbb{N}^d \setminus \{\mathbf{0}\}$ does not depend on the type of step, and, for $\mathbf{v} = \mathbf{e}_j, \mathbf{e}_j - \mathbf{e}_i, i, j = 1, \dots, d$, it is equal to

$$c_{GT}^{(n)}(\mathbf{v} \mid \mathbf{y}) = \frac{p(n\mathbf{y} \mid n\mathbf{y} - \mathbf{v})}{q_{GT}(n\mathbf{y} - \mathbf{v} \mid n\mathbf{y})} = \sum_{\mathbf{v}'} p(n\mathbf{y} \mid n\mathbf{y} - \mathbf{v}').$$

Furthermore, for large n we have the following proposition.

Proposition 4.1 (Asymptotic cost of one GT step). *The cost of a backward step from configuration $\mathbf{y} \in \frac{1}{n}\mathbb{N}^d \setminus \{\mathbf{0}\}$ in the Griffiths-Tavaré algorithm has the following asymptotic expansion*

$$c_{GT}^{(n)}(\mathbf{v} \mid \mathbf{y}) = 1 - \frac{1}{n} \frac{d-1}{\|\mathbf{y}\|_1} + o\left(\frac{1}{n}\right), \quad \mathbf{v} = \mathbf{e}_j, \mathbf{e}_j - \mathbf{e}_i, i, j = 1, \dots, d.$$

Proof. The calculations are reported in Section 7.2. □

4.2 Stephens–Donnelly (SD) proposal

Stephens and Donnelly (2000) derived a proposal of the form

$$q_{SD}(\mathbf{n} - \mathbf{v} \mid \mathbf{n}) = \begin{cases} \frac{n_j(n_j-1)}{\|\mathbf{n}\|_1(\|\mathbf{n}\|_1-1+\theta)} \frac{1}{\hat{\pi}[j|\mathbf{n}-\mathbf{e}_j]}, & \text{if } \mathbf{v} = \mathbf{e}_j, \quad j = 1 \dots d, \\ \frac{\theta P_{ij} n_j}{\|\mathbf{n}\|_1(\|\mathbf{n}\|_1-1+\theta)} \frac{\hat{\pi}[i|\mathbf{n}-\mathbf{e}_j]}{\hat{\pi}[j|\mathbf{n}-\mathbf{e}_j]}, & \text{if } \mathbf{v} = \mathbf{e}_j - \mathbf{e}_i, \quad i, j = 1 \dots d, \\ 0, & \text{otherwise,} \end{cases} \quad (4.2)$$

where $\hat{\pi}[j|\mathbf{n}]$, $j = 1, \dots, d$, is a family of probability distributions on the space of types. In fact, the optimal proposal corresponds to the true backward distribution p of Definition 2.2, which matches the formula above when $\hat{\pi}$ is replaced by π . Since π is not known explicitly, except for the case of parent-independent mutation (c.f. Remark 2.3), Stephens and Donnelly (2000) propose the following approximation of π :

$$\hat{\pi}[j|\mathbf{n}] = \sum_{i=1}^d \frac{n_i}{\|\mathbf{n}\|_1 + \theta} \sum_{m=0}^{\infty} \left(\frac{\theta}{\|\mathbf{n}\|_1 + \theta} \right)^m (P^m)_{ij}, \quad j = 1, \dots, d,$$

or equivalently,

$$\hat{\pi}[\cdot|\mathbf{n}] = \frac{\mathbf{n}}{\|\mathbf{n}\|_1 + \theta} \left(I - \frac{\theta P}{\|\mathbf{n}\|_1 + \theta} \right)^{-1}.$$

Therefore, under the proposal q_{SD} , in the scaled framework, the cost of a backward step from $\mathbf{y} \in \frac{1}{n}\mathbb{N}^d \setminus \{\mathbf{0}\}$ to $\mathbf{y} - \frac{1}{n}\mathbf{v}$ is given by

$$c_{SD}^{(n)}(\mathbf{v} \mid \mathbf{y}) = \frac{p(n\mathbf{y} \mid n\mathbf{y} - \mathbf{v})}{q_{SD}(n\mathbf{y} - \mathbf{v} \mid n\mathbf{y})} = \begin{cases} \frac{\hat{\pi}[j|n\mathbf{y} - \mathbf{e}_j] \frac{\|n\mathbf{y}\|_1}{y_j}}{\hat{\pi}[j|n\mathbf{y} - \mathbf{e}_j] \frac{\|n\mathbf{y}\|_1}{y_j}}, & \text{if } \mathbf{v} = \mathbf{e}_j, \quad j = 1 \dots d, \\ \frac{\hat{\pi}[i|n\mathbf{y} - \mathbf{e}_j] \frac{ny_i - 1 + \delta_{ij}}{ny_j}}{\hat{\pi}[i|n\mathbf{y} - \mathbf{e}_j] \frac{ny_i - 1 + \delta_{ij}}{ny_j}}, & \text{if } \mathbf{v} = \mathbf{e}_j - \mathbf{e}_i, \quad i, j = 1 \dots d, \\ 0, & \text{otherwise.} \end{cases}$$

For large n we have the following proposition.

Proposition 4.2 (Asymptotic cost of one SD step). *The probability $\hat{\pi}$ of the Stephens-Donnelly proposal distribution has the following asymptotic expansion*

$$\hat{\pi}[i|n\mathbf{y} - \mathbf{e}_j] = \frac{y_i}{\|\mathbf{y}\|_1} + \frac{1}{n} \frac{1}{\|\mathbf{y}\|_1} \left[\frac{y_i(1-\theta)}{\|\mathbf{y}\|_1} - \delta_{ij} + \sum_{i'=1}^d \frac{y_{i'}}{\|\mathbf{y}\|_1} \theta P_{i'i} \right] + o\left(\frac{1}{n}\right), \quad i, j = 1, \dots, d.$$

The cost of a backward step from configuration $\mathbf{y} \in \frac{1}{n}\mathbb{N}^d \setminus \{\mathbf{0}\}$ in the Stephens-Donnelly algorithm has the following asymptotic expansion

$$c_{SD}^{(n)}(\mathbf{e}_j \mid \mathbf{y}) = 1 + \frac{1}{n} \hat{a}_j(\mathbf{y}) + o\left(\frac{1}{n}\right), \quad j = 1, \dots, d,$$

where

$$\hat{a}_j(\mathbf{y}) = \frac{1 - \theta}{\|\mathbf{y}\|_1} - \frac{1}{y_j} \left(1 - \sum_{i=1}^d \frac{y_i}{\|\mathbf{y}\|_1} \theta P_{ij} \right),$$

and

$$c_{SD}^{(n)}(\mathbf{e}_i - \mathbf{e}_j \mid \mathbf{y}) = 1 + o(1), \quad i, j = 1, \dots, d.$$

Proof. The calculations are reported in Section 7.3. \square

Note that, in Proposition 4.2, we only report the first order asymptotic expansion for the cost of a mutation step because that is what we need in the next section in order to apply Theorem 3.3.

5 Asymptotic analysis of importance sampling algorithms

Now that we know the asymptotic behaviour of the one-step costs in the GT and SD algorithms, we are able to study the asymptotic behaviour of the corresponding importance sampling weights by employing Theorem 3.3.

Remark 5.1 (Truncation). *For each $n \in \mathbb{N}$, we consider the truncated algorithms, starting at step 0 from a sample of the form $n\mathbf{y}_0^{(n)}$, satisfying Assumption 1.1, and stopping at step $k = \lfloor tn \rfloor$, for a fixed $t \in (0, 1)$. To get an intuition about the extent of the truncation, consider the following. For large n , the starting sample size is $n\|\mathbf{y}_0^{(n)}\|_1 \approx n\|\mathbf{y}_0\|_1 = n$. After $\lfloor tn \rfloor$ steps, the sample size is reduced to $n\|\mathbf{Y}^{(n)}(\lfloor tn \rfloor)\|_1$, where $\mathbf{Y}^{(n)}$ follows the proposal distribution. The latter is approximated by $n\|\mathbf{Y}(t)\|_1 = n(1 - t)$, as explained in the following proposition. This means that the truncated algorithms stop when the (large) sample size is reduced approximately by a factor $(1 - t)$.*

The sequence of Markov chains $\mathbf{Y}^{(n)}$, evolving backwards under the true distribution of Definition 2.2, converges to the deterministic trajectory \mathbf{Y} (Theorem 3.3, and Favero and Hult (2024, Thm 2.1)). It is easy to see that the limit remains the same when $\mathbf{Y}^{(n)}$ evolves according to the GT or the SD proposal, after the importance sampling change of measure. This explains the approximation in Remark 5.1 and is more precisely stated in the following proposition for completeness.

Proposition 5.2. *Let the scaled block-counting sequence of the coalescent $\mathbf{Y}^{(n)}$ evolve under the GT or SD proposal distribution. That is, $\mathbf{Y}^{(n)}$ is defined as in 2.4, but with backward transition probabilities given by the GT proposal (4.1) or by the SD proposal (4.2), rather than by Definition 2.2. Let $\mathbf{Z}^{(n)} = (C^{(n)}, \mathbf{Y}^{(n)}, \mathbf{M}^{(n)})$ be constructed from $\mathbf{Y}^{(n)}$ using Definitions 2.5 and 2.6. Then, under Assumptions 1.1 and 3.1, the convergence to the limiting process Z of Theorem 3.3 is valid also for the sequence $\mathbf{Z}^{(n)}$ under the GT or the SD proposal distribution.*

Proof. See Section 7.4. \square

The truncated algorithms are associated to the normalised importance sampling weights defined in (2.4), with $k = \lfloor tn \rfloor$, which can also be written as

$$W^{(n)}(k) = \frac{p(n\mathbf{Y}^{(n)}(k))}{p(n\mathbf{y}_0^{(n)})} C^{(n)}(k), \quad (5.1)$$

where $C^{(n)}$ is the cost sequence of Definition 2.6 with the one-step costs to be chosen to correspond to either the GT or the SD algorithm. The asymptotic behaviour of the weights and costs above is analysed in the following.

Theorem 5.3 (Convergence of importance sampling weights). *Let $W_{GT}^{(n)}$ and $W_{SD}^{(n)}$ be the normalised importance sampling weights, as defined in (2.4) or (5.1), of the Griffiths–Tavaré and the Stephens–Donnelly algorithms respectively. Let $C_{GT}^{(n)}$ and $C_{SD}^{(n)}$ be the corresponding cost sequences of Definition 2.6. Fix $t \in [0, 1)$. Then,*

$$\frac{p(n\mathbf{Y}^{(n)}(\lfloor tn \rfloor))}{p(n\mathbf{y}_0^{(n)})} \xrightarrow[n \rightarrow \infty]{\mathcal{D}} (1-t)^{1-d}; \quad C_{GT}^{(n)}(\lfloor tn \rfloor) \xrightarrow[n \rightarrow \infty]{\mathcal{D}} (1-t)^{d-1}; \quad C_{SD}^{(n)}(\lfloor tn \rfloor) \xrightarrow[n \rightarrow \infty]{\mathcal{D}} (1-t)^{d-1}.$$

Therefore,

$$W_{GT}^{(n)}(\lfloor tn \rfloor) \xrightarrow[n \rightarrow \infty]{\mathcal{D}} 1; \quad W_{SD}^{(n)}(\lfloor tn \rfloor) \xrightarrow[n \rightarrow \infty]{\mathcal{D}} 1;$$

where $\xrightarrow{\mathcal{D}}$ represents weak convergence, i.e. convergence in distribution.

Proof. See Section 7.5. □

Theorem 5.3 shows that very different proposal distributions yield identical importance weights while the sample size remains large. The performance of the GT and SD schemes is very different in practice (Stephens and Donnelly, 2000, Section 5), and Theorem 5.3 does not imply that the performance gap between them will narrow with increasing sample size. Instead, the interpretation is that the variance of importance weights is dominated by the proposal distribution near the root of the coalescent tree, when then number of remaining lineages is small. In Section 6 we show that this effect is observable in practice with finite sample sizes which are representative of practical data sets.

Remark 5.4 (Convergence conditions for general proposals). *Consider a general proposal q^* corresponding to the one-step costs $c_*^{(n)}$ of the form (2.5), with the following asymptotic expansion*

$$c_*^{(n)}(\mathbf{e}_j | \mathbf{y}) = 1 + \frac{1}{n} a_j^*(\mathbf{y}) + o\left(\frac{1}{n}\right),$$

$$c_*^{(n)}(\mathbf{e}_j - \mathbf{e}_i | \mathbf{y}) = 1 + o(1).$$

Then a sufficient condition on the second-order coefficients to obtain the convergence result of Theorem 5.3 is

$$-\langle \mathbf{Y}(u), a^*(\mathbf{Y}(u)) \rangle = d - 1.$$

In fact, this condition, together with Theorem 3.3, implies

$$W_*^{(n)}(\lfloor tn \rfloor) \xrightarrow[n \rightarrow \infty]{\mathcal{D}} (1-t)^{1-d} \exp \left\{ \int_0^t \sum_{i=1}^d y_{0,i} \int_0^t a_i^*(\mathbf{y}_0(1-u)) du \right\} = 1.$$

If the proposal q^* is of the SD-form, then the corresponding expansion, for the proposed approximation π^* of π , is

$$\pi^*[i | n\mathbf{y} - \mathbf{e}_j] = \frac{y_i}{\|\mathbf{y}\|_1} + o(1)$$

$$\pi^*[j | n\mathbf{y} - \mathbf{e}_j] = \frac{y_j}{\|\mathbf{y}\|_1} + \frac{1}{n} \tilde{a}_j^*(\mathbf{y}) + o\left(\frac{1}{n}\right), \quad \text{with } \tilde{a}_j^*(\mathbf{y}) = \frac{y_j}{\|\mathbf{y}\|_1} a_j^*(\mathbf{y}),$$

and the sufficient condition corresponds to

$$-\sum_{i=1}^d \tilde{a}_i^*(\mathbf{Y}(u)) = \frac{d-1}{\|\mathbf{Y}(u)\|_1}.$$

6 Simulation study

6.1 The finite alleles model

To assess the applicability of Theorem 5.3 to finite samples, we carried out a simulation study using the GT and SD proposals. The code for replicating these simulations is available at <https://github.com/JereKoskela/treeIS>. Runtimes were measured on a single Intel i7-6500U core.

We consider the simulated benchmark data set from Section 7.4 of Griffiths and Tavaré (1994b), consisting of 50 samples and 20 sites, with 2 possible alleles at each site. The true mutation rate is $\theta = 1/2$ per site, and each mutation flips the type of a uniformly chosen site. We also simulated samples of size 500 and 5000 with the same number of sites and under the same mutation model. The two larger samples are nested so that the 500 lineages are contained in the 5000 lineage sample, but both are independent of the sample of size 50. All three samples are provided along with the simulation code.

Figure 1 shows the empirical variance of importance weights in the GT and SD algorithms as a function of the remaining number of lineages. To generate it, independent replicate coalescent trees were initialised from the observed sample, and stopped as soon as they encounter a coalescence event. Once all replicates had been stopped, the variance of importance weights was recorded, simulation of all replicates was restarted, and the cycle of stopping replicates after each coalescence event was iterated until only one lineage remains in each replicate. To control runtimes, the GT scheme was run using the rejection control mechanism introduced in Section 5.2 of Griffiths and Tavaré (1994b), in which realisations with more than a given number of mutations are discarded. Throughout, we set the discard threshold to 1000.

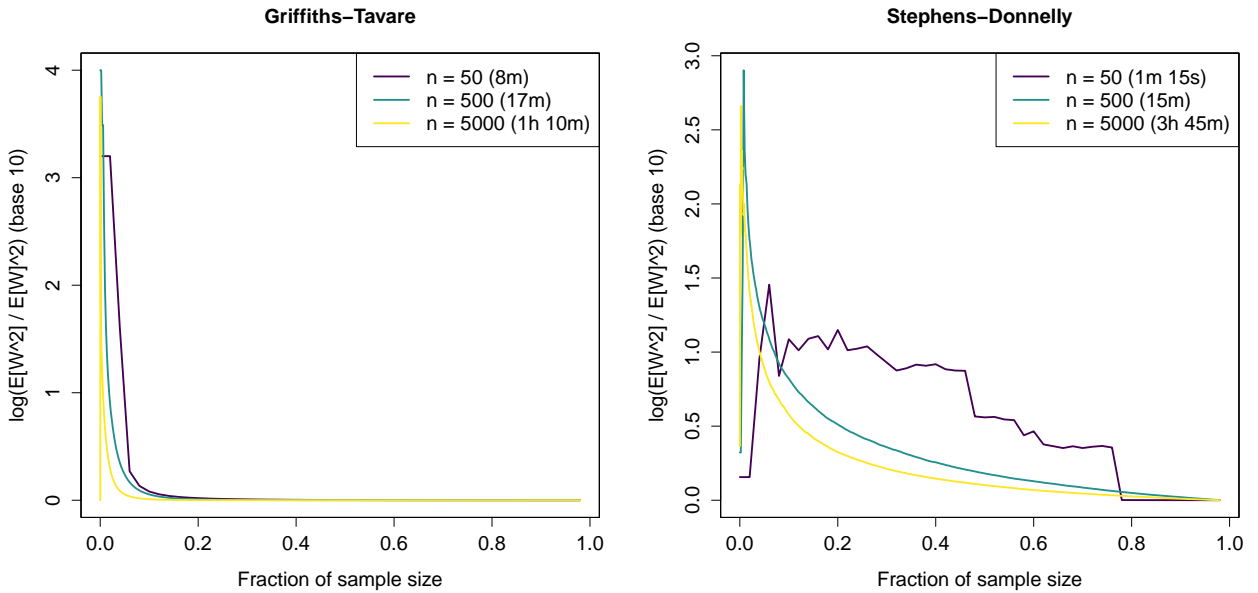


Figure 1: Log-variances of importance weights under the GT and SD proposals, measured by stopping replicates upon first hitting each fixed number of remaining lineages. Each figure is an averaged over 10 000 replicates.

The importance weight variances in both algorithms are plausibly converging towards 0 except in a region around the origin, where they spike very sharply. The convergence is especially rapid for the GT proposal. However, the relevant measure of algorithm performance is the maximal variance, which is 1-2 orders of magnitude higher for GT than SD across sample sizes, matching known results about the performance of these schemes (Stephens and Donnelly, 2000, Section 5).

While it isn't an informative indicator of overall algorithm performance, the low variance of weights for large samples evident in Figure 1 suggests that a small number of replicates could adequately represent the distribution of coalescent trees between the leaves and a low remaining sample size near the root. This would facilitate the allocation of more replicates to the sequential steps close to the root for a given computational budget. Allocating replicates into steps with high importance weight variance is known to be effective (Lee and Whiteley, 2018), but usually requires tuning via trial runs. Here this optimisation can be carried out *a priori*, at least heuristically.

We tested this idea using the proposal q_{SD} by initialising $\gamma = 100$ independent replicate trees from the configuration of observed leaves \mathbf{n} , and simulating each until its number of remaining lineages first hit $\zeta < n$, whose value will be determined below. The resulting partially reconstructed trees were sampled with replacement until $\Gamma = 10000$ were obtained, which were then independently propagated until the root.

Our choice for the value of the threshold ζ is based on the ansatz that importance weights will begin to vary when the number of lineages has decreased due to coalescence by enough that mutations become commonplace. Before that point, proposed steps are predominantly coalescences between two lineages sharing a type, and the ordering of those events is unlikely to be important. The standard, untyped coalescent tree with n leaves and mutation rate $\theta/2$ carries an average of $\theta \log(n)$ mutations when n is large (Watterson, 1975). The probability that a given mutation occurs while there are between ζ and n lineages in the tree is

$$\frac{\sum_{j=\zeta}^n j \mathbb{E}[T_j]}{\sum_{j=2}^n j \mathbb{E}[T_j]} = \frac{\sum_{j=\zeta}^n \frac{1}{j-1}}{\sum_{j=2}^n \frac{1}{j-1}} \approx \frac{\log(n) - \log(\zeta)}{\log(n)},$$

where $T_j \sim \text{Exp}(\binom{j}{2})$ is the waiting time until the next merger when there are j lineages, and both ζ and n are large. Hence, the probability that none of the $\theta \log(n)$ mutations happen before the number of lineages has fallen to ζ is approximately $(\log(\zeta)/\log(n))^{\theta \log(n)}$. Equating this to a threshold $\chi \in (0, 1)$ gives

$$\zeta \equiv \zeta(n, \theta) = \lfloor n^{\chi^{1/(\theta \log(n))}} \rfloor \quad (6.1)$$

as the switch point between $\gamma = 100$ and $\Gamma = 10^4$ replicates.

We simulated mutation rate likelihood estimators for a range of values using the SD proposal, $\chi = 0.1$, and four different importance sampling schedules:

1. Γ independent replicates of the whole coalescent tree.
2. γ independent replicates of the coalescent tree while it has between n and $\zeta = \lfloor n^{\chi^{1/(\theta \log(n))}} \rfloor$ lineages, followed by Γ replicates as described above.
3. γ independent replicates of the whole coalescent tree.
4. A number of independent replicates of the whole coalescent tree equal to

$$\frac{\Gamma \zeta(n, \theta) + \gamma(n - \zeta(n, \theta))}{n - 1} \sim \Gamma \chi^{1/\theta} + \gamma(1 - \chi^{1/\theta}).$$

The rationale for schedule 4 is that it simulates a constant number of replicates across all $n - 1$ coalescence steps while expending approximately the same total computational effort as schedule 2. We neglect the random number of mutation steps when assessing computational effort because mutations are rare, and hence their contribution will be relatively small under the SD proposal. The approximate computational costs of executing all four schedules are depicted in Figure 2.

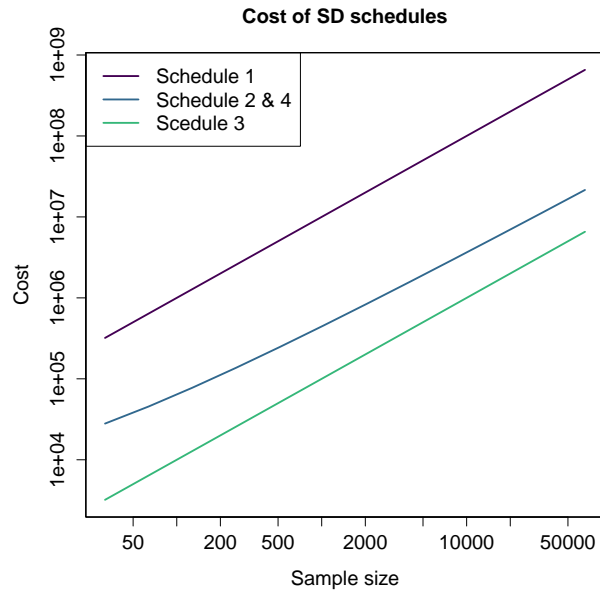


Figure 2: Number of draws from the one-step proposal distribution $q_{SD}(\cdot|\cdot)$ for the four schedules with $\Gamma = 10^4$, $\gamma = 100$, $\theta = 0.5$, and $\chi = 0.1$. Note the log-scale on both axes.

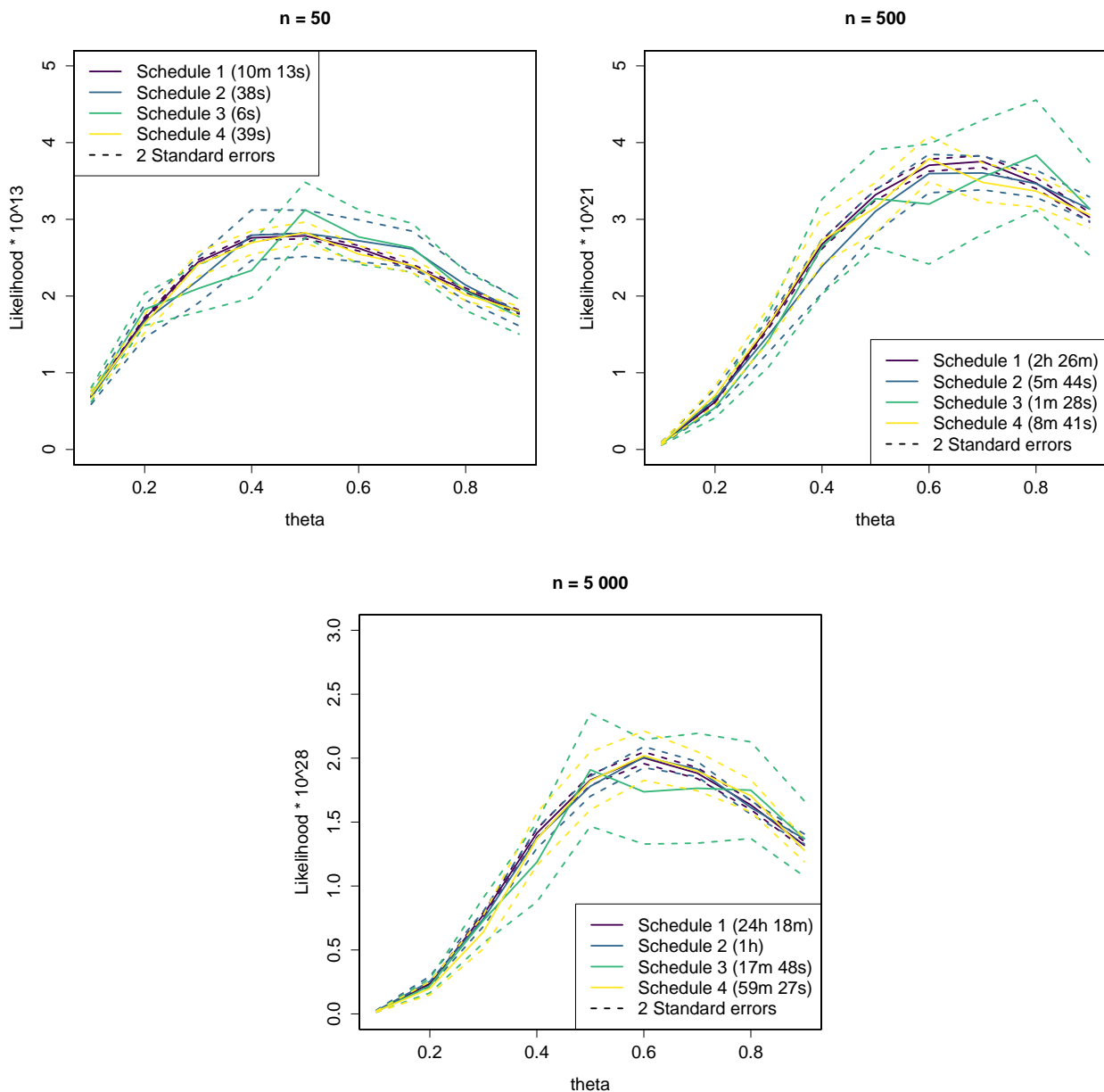


Figure 3: Performance of the four simulation schedules for various sample sizes based on independent simulations at points $\theta \in \{0.1, 0.2, \dots, 0.9\}$. Standard errors were computed using the method of [Chan and Lai \(2013\)](#) for schedule 2, where realisations are not independent. The data-generating parameter is $\theta = 0.5$.

Figure 3 makes clear that the 10^4 replicates of schedule 1 are needlessly expensive for accurate likelihood estimation when $n = 50$. Schedule 3 with 100 replicates is by far the fastest but somewhat noisy. This effect is exacerbated for $n = 500$: schedule 3 remains the fastest but has large standard errors and does not appear smooth. Schedule 2 is also much faster than schedule 1, and nearly as accurate. Notably, it is both faster and slightly more accurate than schedule 4, so that the allocation of more replicates near the root at the cost of fewer replicates elsewhere is delivering a boost in accuracy. For $n = 5000$ the same conclusion is even clearer: schedules 1 and 2 are virtually indistinguishable but the latter is faster by a factor of 24, while schedules 2 and 4 have noticeably larger standard errors.

So far we have focused on importance sampling without resampling. Figure 1 suggests that the variances of importance weights at intermediate times are not representative of their final variance, and

begs the question of whether resampling based on importance weights is beneficial. It is well-known that, for the coalescent, resampling partially constructed replicates after a fixed number of simulation steps is harmful (Fearnhead, 2008). The standard remedy is so-called stopping-time resampling, in which partially reconstructed trees are stopped when the number of remaining lineages hits a given level, and resampling is performed once all replicates have been stopped (Chen et al., 2005; Jenkins, 2012). This schedule of resampling is an exact parallel of the method of stopping replicate simulation for representative importance weight variance calculation described above Figure 1. Figure 4 below makes clear that, for the standard coalescent and the SD proposal, resampling at these stopping times can also be harmful. For a less accurate proposal distribution, such as GT, stopping time resampling does dramatically improve inference (Chen et al., 2005, Section 6).

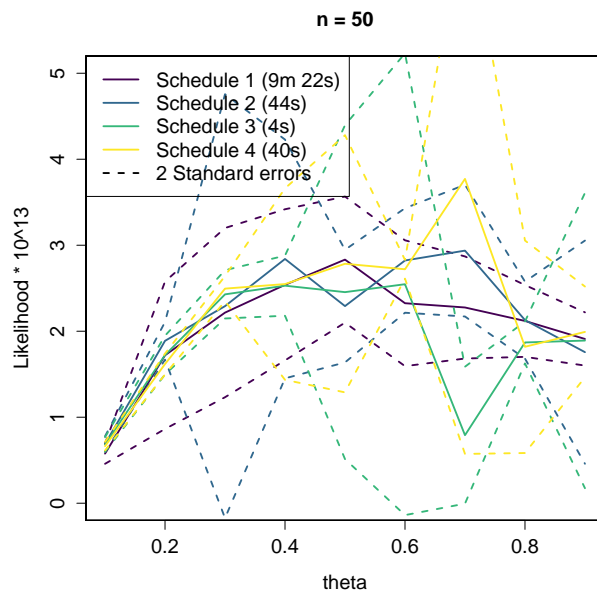


Figure 4: A repeat of the top-left simulation in Figure 3 in which replicates were stopped whenever the number of lineages decreased. Once all replicates had stopped, systematic resampling (Chopin and Papaspiliopoulos, 2020, Section 9.6) was performed if the effective sample size (Kong et al., 1994) was less than 10% of the number of replicates.

6.2 The infinite sites model

The infinite sites model (ISM) is a more analytically and computationally tractable approximation of the site-by-site description of the finite alleles model. The genome of a lineage is associated with the unit interval $[0, 1]$, which is also taken to be the type of the MRCA. Mutations occur along the branches of the coalescent tree with rate $\theta/2$, and each mutation is assigned to a uniformly sampled location along the genome. Mutations are inherited leaf-wards along the tree, so that the type of a sampled leaf is the list of mutations which occur on the branches connecting it to the MRCA. The list of mutations carried by an individual is referred to as its *haplotype*. The infinite sites approximation prohibits the same position mutating more than once, and is a good approximation when mutations are rare and the number of sites is large.

It is convenient to describe a sample of individuals from the infinite sites model as a triple $(\mathbf{S}, \mathbf{n}, \ell)$, where \mathbf{S} is a matrix which lists observed haplotypes in its rows, with multiplicities given by \mathbf{n} , and where the location of each mutant site is listed in ℓ . If $h \leq n$ distinct haplotypes composed from a total of r mutations are observed in a sample of n individuals, then \mathbf{S} is an $h \times r$ matrix with $S_{i,j} = 1$ if haplotype i carries mutation j , and 0 otherwise. The corresponding entry n_i is the number

of times haplotype $S_i = (S_{i,1}, \dots, S_{i,r})$ was observed, and $\ell_j \in [0, 1]$ is the genomic location of the j th mutation.

The forward transition density under the ISM are very similar to the transition probabilities in the finite alleles case:

$$p(\mathbf{S}, \mathbf{n}', \ell' | \mathbf{S}, \mathbf{n}, \ell) = \begin{cases} \frac{\|\mathbf{n}\|_1 - 1}{\|\mathbf{n}\|_1 - 1 + \theta} \frac{n_i}{\|\mathbf{n}\|_1} & \text{if } (\mathbf{S}', \mathbf{n}', \ell') = (\mathbf{S}, \mathbf{n} + \mathbf{e}_i, \ell), \quad i = 1, \dots, h, \\ \frac{\theta}{\|\mathbf{n}\|_1 - 1 + \theta} \frac{n_i}{\|\mathbf{n}\|_1} & \text{if } (\mathbf{S}', \mathbf{n}', \ell') = (E_{ij}\mathbf{S}, a_j(\mathbf{n}, 1), a_j(\ell, x)), \quad i = 1, \dots, h, j = 0, \dots, r, \\ 0 & \text{otherwise,} \end{cases}$$

where $a_j(\mathbf{v}, x)$ is the vector obtained from \mathbf{v} by inserting the scalar x between the j th and $(j+1)$ th positions, and E_{ij} is an operator which inserts a duplicate of row i as the new last row of \mathbf{S} , and then inserts \mathbf{e}_{h+1} as a new column in the j th position. The backward transition probabilities are intractable, similarly to the finite alleles case, and don't depend on the labels ℓ so we suppress them from the notation going forward, for the sake of readability.

There are three backward-in-time IS proposal distributions available for the ISM: one due to Griffiths and Tavaré (1994a) (GT), an approximation of the optimal proposal due to Stephens and Donnelly (2000) (SD), and an improved approximation by Hobolth et al. (2008) (HUW). To describe them, it will be convenient to borrow notation from Song et al. (2006) and introduce the set $\mathcal{M} \equiv \mathcal{M}(\mathbf{S}, \mathbf{n}) \subset \{1, \dots, h\}$ of row indices which bear at least one mutation present only in that row, and for which the corresponding entry of \mathbf{n} is 1. Such a mutation is called a *singleton*. For $j \in \mathcal{M}$, we write S_j^ω for the row obtained from S_j by flipping the singleton $S_{j,\omega}$ from 1 to 0. For a mutation $\omega \in \{1, \dots, r\}$, let $d_\omega := \sum_{i=1}^h S_{i,\omega} n_i$ be the number of samples on which it appears. Then, the three proposal distributions are

$$q_{GT}(\mathbf{S}', \mathbf{n}' | \mathbf{S}, \mathbf{n}) \propto \begin{cases} (n_j - 1) & \text{if } (\mathbf{S}', \mathbf{n}') = (\mathbf{S}, \mathbf{n} - \mathbf{e}_j) \text{ and } n_j \geq 2, \\ \theta(n_{j'} + 1) / \|\mathbf{n}\|_1 & \text{if } n_j = 1, j \in \mathcal{M}, \text{ and } \exists \omega \ \& \ j' \neq j : (S')_{j'} = S_j^\omega, \\ \theta / \|\mathbf{n}\|_1 & \text{if } n_j = 1, j \in \mathcal{M}, \text{ and } \exists \omega : (S')_j = S_j^\omega, \\ 0 & \text{otherwise,} \end{cases}$$

$$q_{SD}(\mathbf{S}', \mathbf{n}' | \mathbf{S}, \mathbf{n}) \propto \begin{cases} n_j & \text{if } (\mathbf{S}', \mathbf{n}') = (\mathbf{S}, \mathbf{n} - \mathbf{e}_j) \text{ and } n_j \geq 2, \\ 1 & \text{if } n_j = 1, j \in \mathcal{M} \text{ and } \exists \omega \ \& \ j' : (S')_{j'} = S_j^\omega, \\ 0 & \text{otherwise,} \end{cases}$$

$$q_{HUW}(\mathbf{S}', \mathbf{n}' | \mathbf{S}, \mathbf{n}) \propto \sum_{\omega=1}^r u_{j,\omega}(\theta),$$

where

$$u_{j,\omega}(\theta) := \begin{cases} \frac{n_j}{d_\omega} \frac{\sum_{k=2}^{\|\mathbf{n}\|_1 - d_\omega + 1} \frac{d-1}{(\|\mathbf{n}\|_1 - k)(k-1+\theta)} \binom{\|\mathbf{n}\|_1 - d_\omega - 1}{k-2} \binom{\|\mathbf{n}\|_1 - 1}{k-1}^{-1}}{\sum_{k=2}^{\|\mathbf{n}\|_1 - d_\omega + 1} \frac{1}{k-1+\theta} \binom{\|\mathbf{n}\|_1 - d_\omega - 1}{k-2} \binom{\|\mathbf{n}\|_1 - 1}{k-1}^{-1}} & \text{if } S_{j,\omega} = 1, \\ \frac{n_j}{\|\mathbf{n}\|_1 - d_\omega} \left(1 - \frac{\sum_{k=2}^{\|\mathbf{n}\|_1 - d_\omega + 1} \frac{d-1}{(\|\mathbf{n}\|_1 - k)(k-1+\theta)} \binom{\|\mathbf{n}\|_1 - d_\omega - 1}{k-2} \binom{\|\mathbf{n}\|_1 - 1}{k-1}^{-1}}{\sum_{k=2}^{\|\mathbf{n}\|_1 - d_\omega + 1} \frac{1}{k-1+\theta} \binom{\|\mathbf{n}\|_1 - d_\omega - 1}{k-2} \binom{\|\mathbf{n}\|_1 - 1}{k-1}^{-1}} \right) & \text{if } S_{j,\omega} = 0, \end{cases}$$

and where the support of q_{HUW} is all states $(\mathbf{S}', \mathbf{n})$ which are reachable from (\mathbf{S}, \mathbf{n}) by coalescing two identical lineages or removing one singleton mutation. The HUW proposal also requires special treatment for some edge cases, such as two remaining lineages separated by k_1 and k_2 mutations; see (Hobolth et al., 2008, Section 3.2) for details.

The complexity of evaluating $u_{j,\omega}(\theta)$ is linear in the number of lineages $\|\mathbf{n}\|_1$. Hence the complexity of evaluating q_{HUW} is $O(\|\mathbf{n}\|_1 r)$. Sampling a step from q_{HUW} requires evaluating it for all h haplotypes, and sampling one coalescent tree requires $\|\mathbf{n}\|_1 - 1 + r$ steps. Thus, the overall complexity per replicate is $O(\|\mathbf{n}\|_1 r h (\|\mathbf{n}\|_1 + r))$, or

$$O(\|\mathbf{n}\|_1^2 \theta^2 (\log \|\mathbf{n}\|_1)^2 + \|\mathbf{n}\|_1 \theta^3 (\log \|\mathbf{n}\|_1)^3)$$

using the asymptotics $r \sim h \sim \theta \log(\|\mathbf{n}\|_1)$ which hold for the coalescent in expectation (Watterson, 1975). This cost is prohibitive both for large samples $\|\mathbf{n}\|_1$, and for large sequence lengths, with which θ grows linearly.

To render the HUW proposal practical, note that for a fixed value of θ the large sums in the numerator and denominator required to evaluate $u_{j,\omega}(\theta)$ can be pre-computed for all required values of $\|\mathbf{n}\|_1$ between 2 and the number of observed lineages, and all possible values of $d_\omega \in \{1, \dots, \|\mathbf{n}\|_1 - 1\}$. The resulting matrix requires $O(\|\mathbf{n}\|_1^2)$ storage, but is independent of the observed data. With this matrix in place, $u_{j,\omega}(\theta)$ can be evaluated in $O(1)$ time. Moreover, the whole proposal distribution $q_{HUW}(\cdot, \cdot | \mathbf{S}, \mathbf{n})$ can be computed once for a given sample size, and only needs to be recomputed after a coalescence event, at which point it requires a re-traversal of the whole matrix \mathbf{S} . A simulation step which removes a mutation affects only the row and column of \mathbf{S} in which that mutation features, requiring only an $O(r+h)$ update rather than a full $O(rh)$ re-computation of the proposal distribution. As a result, the computational complexity reduces to three components:

1. $\|\mathbf{n}\|_1 - 1 + r$ steps, each of which requires a sample from $q_{HUW}(\cdot, \cdot | \mathbf{S}, \mathbf{n})$ at $O(h)$ cost per step,
2. $\|\mathbf{n}\|_1 - 1$ computations of $q_{HUW}(\cdot, \cdot | \mathbf{S}, \mathbf{n})$ at cost $O(rh)$ each,
3. and r partial refreshes of $q_{HUW}(\cdot, \cdot | \mathbf{S}, \mathbf{n})$ at cost $O(r+h)$ per step.

With the expected growth of r and h with $\|\mathbf{n}\|_1$ under the coalescent, the total cost per replicate tree is

$$\begin{aligned} O((\|\mathbf{n}\|_1 + r)h + \|\mathbf{n}\|_1 r h + r(r+h)) &= O(\|\mathbf{n}\|_1 \theta \log \|\mathbf{n}\|_1 + 3\theta^2 (\log \|\mathbf{n}\|_1)^2 + \|\mathbf{n}\|_1 \theta^2 (\log \|\mathbf{n}\|_1)^2) \\ &= O(\|\mathbf{n}\|_1 \theta^2 (\log \|\mathbf{n}\|_1)^2), \end{aligned} \tag{6.2}$$

improving the scaling in both sample size and sequence length by a linear factor. However, the SD proposal is substantially faster at a cost of $O(h)$ per step, or

$$O((\|\mathbf{n}\|_1 + r)h) = O(\|\mathbf{n}\|_1 \theta \log \|\mathbf{n}\|_1 + \theta^2 (\log \|\mathbf{n}\|_1)^2) \quad (6.3)$$

per replicate tree.

Theorem 3.3 does not apply to the ISM. However, since the ISM is regarded as a good approximation to the finite alleles model for long sequences and rare mutations, it is instructive to examine whether similar conclusions about importance sampling proposal distributions hold. To that end, we applied all three ISM proposal distributions to the data set of [Ward et al. \(1991\)](#)—a common benchmark with $n = 55$ samples and $r = 18$ mutations. To assess scaling, we also simulated two synthetic data sets with respective sizes $n = 550$ and $n = 5500$ using $\theta = 5.0$, which is the approximate maximum likelihood estimator from the [Ward et al. \(1991\)](#) data set. For HUW, we set the driving value of θ used to pre-compute the proposals for each data set equal to the Watterson estimator ([Watterson, 1975](#)), which takes respective values 3.93, 4.94, and 4.90 for the three data sets. The largest matrix took around 2 hours of computing time in serial, but the computation is trivial to parallelise and can be reused for any data set with size no greater than 5500 and for which 4.9 is an acceptable driving value for the mutation rate.

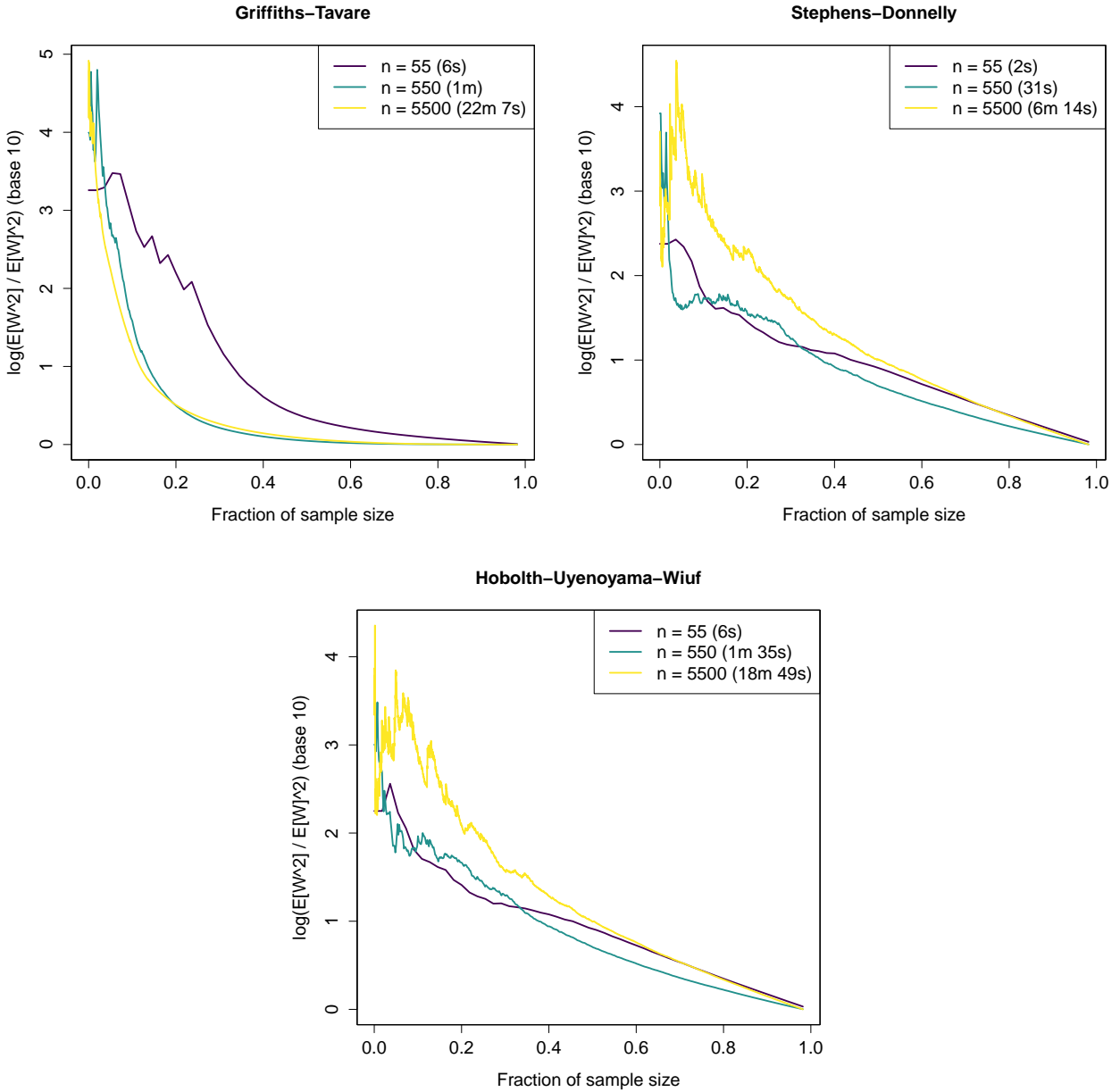


Figure 5: Log-variances of importance weights for the GT, SD, and HUU proposals, measured by stopping replicates upon first hitting each fixed number of remaining lineages. Each figure was obtained by averaging 10^5 replicates.

Figure 5 repeats the analysis from Figure 1 for the ISM and the three proposals. While the GT proposal appears consistent with Figure 1, albeit with slower convergence, the behaviour of the variances under the more practical SD and HUU proposals are qualitatively different. Indeed, they are close to straight lines (on a log-scale), in line with the usual exponential growth of importance weight variance in the absence of resampling (Doucet and Johansen, 2011). The fact that variances increase throughout the simulation run suggests i) that there may be no particular benefit in allocating more particles near the end of the simulation, and ii) that resampling will be effective.

We tested these suggestions by simulating likelihood estimators independently for a range of values of θ , using the four replicate schedules from Section 6.1. Figure 6 bears out both suggestions for the data set with $n = 55$ samples: the results with resampling are considerably less noisy than those

without, except for schedule 3 with only 1000 particles which has very high standard error. There is also very little difference between schedules 1, 2, and 4. Figure 7 shows that the same conclusions hold for a larger data set with $n = 550$ samples. It also illustrates the difference in computational cost between the HUW and SD proposals, which was already evident in the per-replicate analyses in (6.2) and (6.3). The gains in accuracy with the HUW proposal do not seem to compensate for its higher cost.

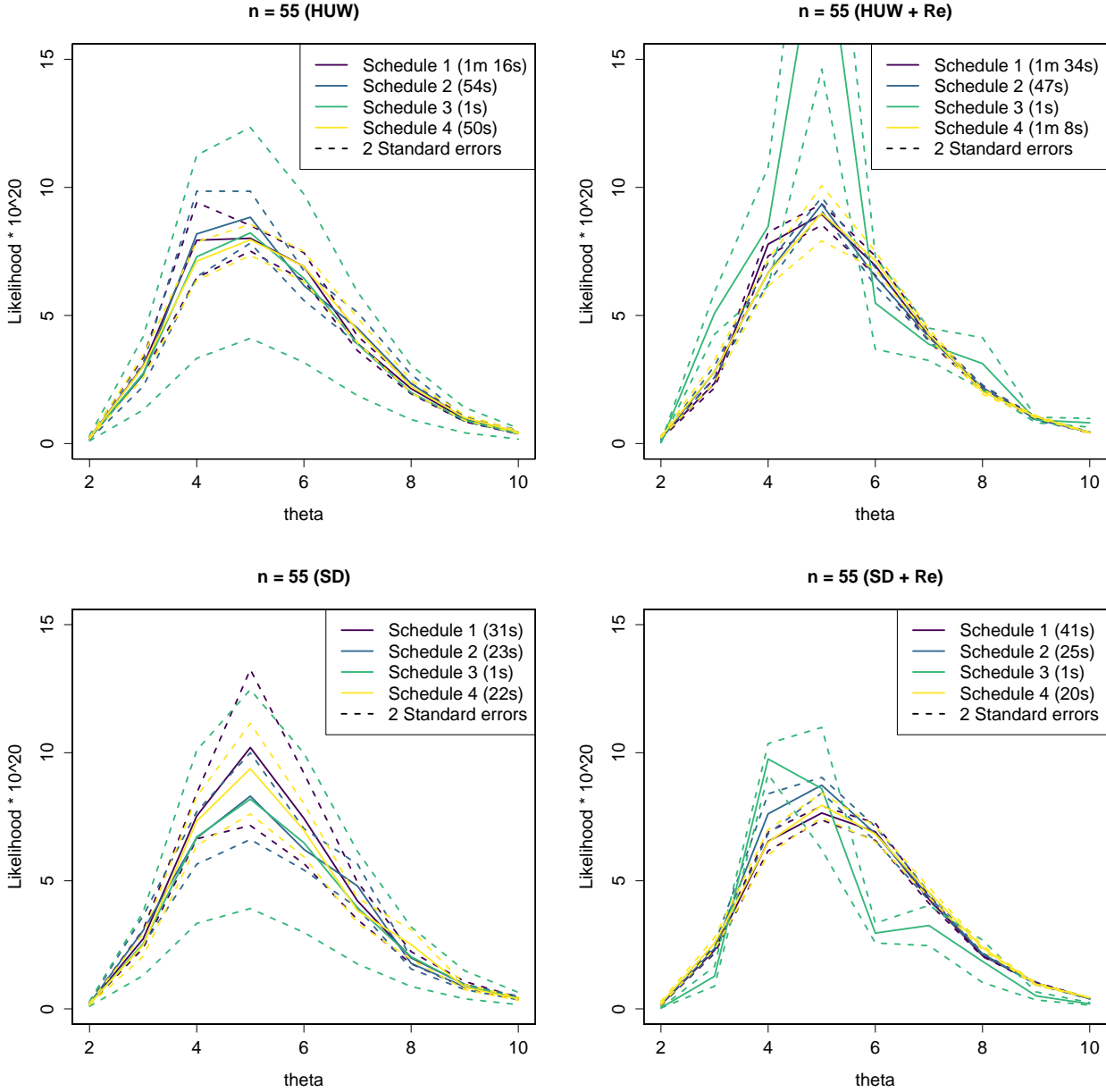


Figure 6: Likelihood estimates for the $n = 55$ data set from the HUW and SD proposals, simulated using the four schedules of replicates with $\gamma = 10^3$ and $\Gamma = 10^5$, independently for $\theta \in \{2, 3, \dots, 10\}$. Replicates in the right column were resampled in the way described in the caption of Figure 4. Standard errors for schedule 2, and for every schedule with resampling, were computed using the unbiased method of Chan and Lai (2013).

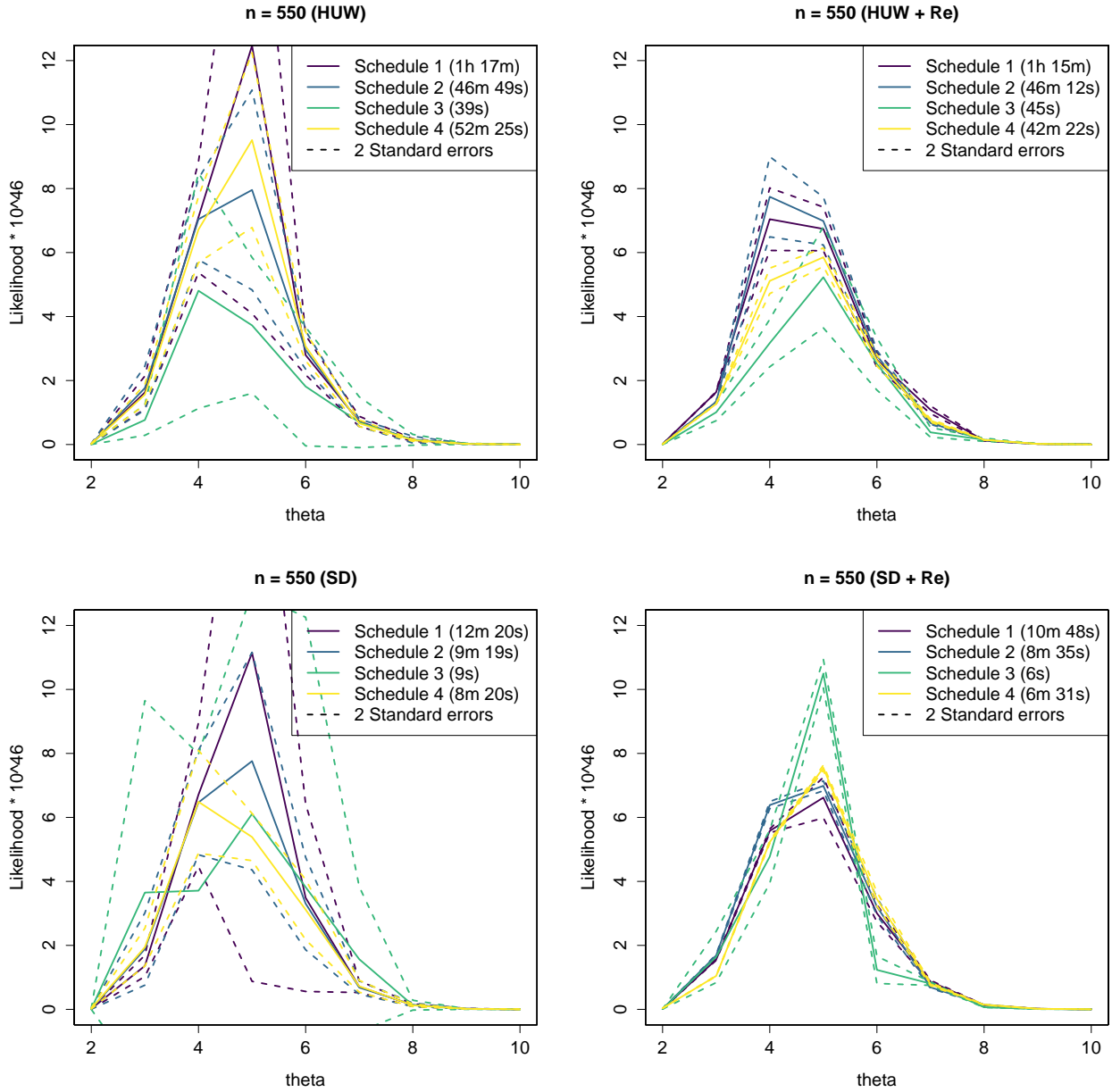


Figure 7: Likelihood estimates for the $n = 55$ data set from the HUW and SD proposals, simulated using the four schedules of replicates with $\gamma = 2 \times 10^3$ and $\Gamma = 2 \times 10^5$, independently for $\theta \in \{2, 3, \dots, 10\}$. Replicates in the right column were resampled in the way described in the caption of Figure 4. Standard errors for schedule 2, and for every schedule with resampling, were computed using the unbiased method of Chan and Lai (2013).

7 Proofs

7.1 Convergence of the cost sequence - Proof of Theorem 3.3

The proof of Theorem 3.3 follows the steps of the proof of (Favero and Hult, 2024, Theorem 2.1), the difference being the additional cost component which leads to more complicated expressions and requires an extension of the technical framework and additional assumptions.

7.1.1 Technical framework and additional notation

The scaled mutation probabilities in (3.5), and consequently the intensities λ_{ij} of the limiting Poisson processes of Theorem 3.3, explode near the boundary $\Omega_0 := \{\mathbf{y} = (y_1, \dots, y_d) : y_i = 0 \text{ for some } i\}$. To address this problem, we define an appropriate state space for the limiting process and a specific metric under which compact sets are bounded away from the boundary Ω_0 . This is a straightforward generalisation of the technical framework of Favero and Hult (2024).

For the limiting process \mathbf{Z} , we thus consider the state space $E = \mathbb{R}_+ \times E_1 \times \mathbb{N}^{d^2}$, where $E_1 = (0, \infty]^d$. We equip E with the product metric $\psi = \|\cdot\|_2 \oplus \psi_1 \oplus \|\cdot\|_2$, where $\psi_1(\mathbf{y}_1, \mathbf{y}_2) = \|1/\mathbf{y}_1 - 1/\mathbf{y}_2\|_2$, with component-wise inversion and with the inverse of ∞ being 0. Note that, in E_1 , the roles of 0 and ∞ are reversed component-wise, the metric ψ_1 is equivalent to the Euclidean metric away from the boundary Ω_0 and from infinity, and compact sets are bounded away from Ω_0 .

Let $C_c^\infty(E)$ and $\hat{C}(E)$ be the spaces of real-valued continuous functions on (E, ψ) that are, respectively, smooth with compact support or vanishing at infinity. In (E, ψ) , functions with compact support are equal to zero near Ω_0 in the E_1 -component and near the classical infinity, in the other components. Similarly, functions vanishing at infinity, vanish towards Ω_0 in the E_1 -component and towards infinity, in the classical sense, in the other components. For further explanations and properties of state spaces and related functions we refer to (Favero and Hult, 2024, Appendix A.2).

Furthermore, let $E^{(n)} = \mathbb{R}_+ \times \frac{1}{n}\mathbb{N}^d \setminus \{\mathbf{0}\} \times \mathbb{N}^{d^2}$ be the state space of $\mathbf{Z}^{(n)}$, and let η_n map any function on E into its restriction on $E^{(n)}$, with value zero on $\mathbb{R}_+ \times \Omega_0 \times \mathbb{N}^{d^2}$.

7.1.2 Convergence of generators (PIM)

We now rigorously state and prove the convergence of generators which was explained heuristically in Section 3.1. We assume parent-independent mutations here so that the backward transition probabilities are explicitly known, and we deal with the general mutation case in the last part of the proof.

Let $A^{(n)}$ be the infinitesimal generator of $\tilde{\mathbf{Z}}^{(n)}$, defined in (3.4), and let A be the infinitesimal generator of \mathbf{Z} , defined in (3.6). That the infinitesimal generator of \mathbf{Z} is indeed A is heuristically explained in Section 3.1, the rigorous proof, which we omit, is analogous to the one in (Favero and Hult, 2024, Appendix A.3).

To prove convergence of generators, we need to prove that, for any given $f \in C_c^\infty(E)$,

$$\lim_{n \rightarrow \infty} \sup_{(c, \mathbf{y}, \mathbf{m}) \in E^{(n)}} \left| A^{(n)} \eta_n f(c, \mathbf{y}, \mathbf{m}) - \eta_n A f(c, \mathbf{y}, \mathbf{m}) \right| = 0. \quad (7.1)$$

Since f has compact support in (E, ψ) , there exist $\delta, M > 0$ such that the support of f is contained in the compact set

$$K = \{(c, \mathbf{y}, \mathbf{m}) \in E : y_i \geq \delta, c \leq M, m_{ij} \leq M, \forall i, j = 1, \dots, d\}.$$

Let K_1 be the projection of K on E_1 . Assumption 3.2 implies

$$\lim_{n \rightarrow \infty} \sup_{\mathbf{y} \in E_1^{(n)} \cap K_1} \left| n(c^{(n)}(\mathbf{e}_j | \mathbf{y}) - 1) - a_j(\mathbf{y}) \right| = 0, \quad \lim_{n \rightarrow \infty} \sup_{\mathbf{y} \in E_1^{(n)} \cap K_1} \left| c^{(n)}(\mathbf{e}_j - \mathbf{e}_i | \mathbf{y}) - b_{ij}(\mathbf{y}) \right| = 0, \quad (7.2)$$

for $i, j = 1, \dots, d$. Furthermore, in (Favero and Hult, 2024, Proof of Theorem 2.1) it is shown, in the PIM case, that

$$\lim_{n \rightarrow \infty} \sup_{\mathbf{y} \in E_1^{(n)} \cap K_1} \left| \rho^{(n)}(\mathbf{e}_j | \mathbf{y}) - \frac{y_j}{\|\mathbf{y}\|_1} \right| = 0, \quad \lim_{n \rightarrow \infty} \sup_{\mathbf{y} \in E_1^{(n)} \cap K_1} \left| n\rho^{(n)}(\mathbf{e}_j - \mathbf{e}_i | \mathbf{y}) - \lambda_{ij}(\mathbf{y}) \right| = 0, \quad (7.3)$$

for $i, j = 1, \dots, d$.

To prove (7.1), we first take $(c, \mathbf{y}, \mathbf{m}) \in E^{(n)} \cap K^{\mathbb{C}}$. Then, $f = Af = 0$ in a neighbourhood of $(c, \mathbf{y}, \mathbf{m})$. If also $(cc^{(n)}(\mathbf{e}_j | \mathbf{y}), \mathbf{y}^{(n)} - \frac{1}{n}\mathbf{e}_j, \mathbf{m})$ and $(cc^{(n)}(\mathbf{e}_j - \mathbf{e}_i | \mathbf{y}), \mathbf{y} - \frac{1}{n}\mathbf{e}_j + \frac{1}{n}\mathbf{e}_i, \mathbf{m} + \mathbf{e}_{ij})$ belong to $E^{(n)} \cap K^{\mathbb{C}}$, for all $i, j = 1, \dots, d, n \in \mathbb{N}$, then $A^{(n)}\eta_n f(c, \mathbf{y}, \mathbf{m}) = \eta_n Af(c, \mathbf{y}, \mathbf{m}) = 0$. Otherwise, it must be that $m_{ij} < M, i, j = 1, \dots, d$, and one of the following two cases occurs:

1. For a unique i_0 and some $n, \delta - 1/n \leq y_{i_0} < \delta$, while $y_j \geq \delta$ for all $j \neq i_0$ and $c \leq M$, $cc^{(n)}(\mathbf{e}_j | \mathbf{y}) \leq M, cc^{(n)}(\mathbf{e}_j - \mathbf{e}_i | \mathbf{y}) \leq M, i, j = 1, \dots, d$;
2. $y_j \geq \delta$ for all $j = 1, \dots, d, c > M$, and, for some j and/or $i, cc^{(n)}(\mathbf{e}_j | \mathbf{y}) \leq M$, and/or $cc^{(n)}(\mathbf{e}_j - \mathbf{e}_i | \mathbf{y}) \leq M$.

In both cases, $A^{(n)}\eta_n f(c, \mathbf{y}, \mathbf{m})$ is different from zero, but converges uniformly to 0 because $\mathbf{y} \in K_1, b_{ij} \geq 1, i, j = 1, \dots, d$, and because of (7.2), (7.3), and the properties of f .

Now, we take $(c, \mathbf{y}, \mathbf{m}) \in E^{(n)} \cap K$ and find a bound for $|A^{(n)}\eta_n f(c, \mathbf{y}, \mathbf{m}) - \eta_n Af(c, \mathbf{y}, \mathbf{m})|$. First, note that, for $j = 1, \dots, d$, there exist \bar{c}_j , with $|\bar{c}_j - c| \leq |cc^{(n)}(\mathbf{e}_j | \mathbf{y}) - c|$, and s_j , with $|s_j| \leq 1/n$, such that

$$\begin{aligned} & f\left(cc^{(n)}(\mathbf{e}_j | \mathbf{y}), \mathbf{y} - \frac{1}{n}\mathbf{e}_j, \mathbf{m}\right) - f(c, \mathbf{y}, \mathbf{m}) \\ &= \partial_c f(\bar{c}_j, \mathbf{y} - s_j \mathbf{e}_j, \mathbf{m})c(c^{(n)}(\mathbf{e}_j | \mathbf{y}) - 1) - \frac{1}{n}\partial_{y_j} f(\bar{c}_j, \mathbf{y} - s_j \mathbf{e}_j, \mathbf{m}). \end{aligned}$$

Therefore,

$$\begin{aligned} & \left|A^{(n)}\eta_n f(c, \mathbf{y}, \mathbf{m}) - \eta_n Af(c, \mathbf{y}, \mathbf{m})\right| \\ & \leq c \sum_{j=1}^d \left| \partial_c f(\bar{c}_j, \mathbf{y} - s_j \mathbf{e}_j, \mathbf{m})(c^{(n)}(\mathbf{e}_j | \mathbf{y}) - 1)\rho^{(n)}(\mathbf{e}_j | \mathbf{y}) - \partial_c f(c, \mathbf{y}, \mathbf{m})a_j(\mathbf{y})\frac{y_j}{\|\mathbf{y}\|_1} \right| \end{aligned} \quad (7.4)$$

$$+ \sum_{j=1}^d \left| \partial_{y_j} f(\bar{c}_j, \mathbf{y} - s_j \mathbf{e}_j, \mathbf{m})\rho^{(n)}(\mathbf{e}_j | \mathbf{y}) - \partial_{y_j} f(c, \mathbf{y}, \mathbf{m})\frac{y_j}{\|\mathbf{y}\|_1} \right| \quad (7.5)$$

$$\begin{aligned} & + \sum_{i,j=1}^d \left| f\left(cc^{(n)}(\mathbf{e}_j - \mathbf{e}_i | \mathbf{y}), \mathbf{y} - \frac{1}{n}\mathbf{e}_j + \frac{1}{n}\mathbf{e}_i, \mathbf{m} + \mathbf{e}_{ij}\right) n\rho^{(n)}(\mathbf{e}_j - \mathbf{e}_i | \mathbf{y}) - \right. \\ & \quad \left. - f(cb_{ij}(\mathbf{y}), \mathbf{y}, \mathbf{m} + \mathbf{e}_{ij})\lambda_{ij}(\mathbf{y}) \right| \end{aligned} \quad (7.6)$$

$$+ |f(c, \mathbf{y}, \mathbf{m})| \sum_{i,j=1}^d |n\rho^{(n)}(\mathbf{e}_j - \mathbf{e}_i | \mathbf{y}) - \lambda_{ij}(\mathbf{y})|. \quad (7.7)$$

The j^{th} term of the sum (7.4) is bounded by, using the mean value theorem,

$$\begin{aligned} & M \left[M \|\partial_c f\|_{\infty} |c^{(n)}(\mathbf{e}_j | \mathbf{y}) - 1| + \frac{1}{n} \|\partial_{y_j} \partial_c f\|_{\infty} \right] n |c^{(n)}(\mathbf{e}_j | \mathbf{y}) - 1| \\ & \quad + M \|\partial_c f\|_{\infty} \left| n(c^{(n)}(\mathbf{e}_j | \mathbf{y}) - 1)\rho^{(n)}(\mathbf{e}_j | \mathbf{y}) - a_j(\mathbf{y})\frac{y_j}{\|\mathbf{y}\|_1} \right|, \end{aligned}$$

the supremum of which, over $\mathbf{y} \in E_1^{(n)} \cap K_1$, vanishes as $n \rightarrow \infty$, by (7.2), (7.3), and since a is bounded on compact sets.

The j^{th} term of the sum (7.5) is bounded by

$$\left| \partial_{y_j} f(\bar{c}_j, \mathbf{y} - s_j \mathbf{e}_j, \mathbf{m}) - \partial_{y_j} f(c, \mathbf{y}, \mathbf{m}) \right| + \|\partial_{y_j} f\|_\infty \left| \rho^{(n)}(\mathbf{e}_j | \mathbf{y}) - \frac{y_j}{\|\mathbf{y}\|_1} \right|,$$

the supremum of which, over $y \in E_1^{(n)} \cap K_1$, vanishes as $n \rightarrow \infty$, since $\partial_{y_j} f$ is uniformly continuous, $|\bar{c}_j - c| \leq |c c^{(n)}(\mathbf{e}_j | \mathbf{y}) - c|$, $|s_j| \leq \frac{1}{n}$ and by (7.2), (7.3).

The i_j^{th} term in (7.6) is bounded by

$$\left| f \left(c c^{(n)}(\mathbf{e}_j - \mathbf{e}_i | \mathbf{y}), \mathbf{y} - \frac{1}{n} \mathbf{e}_j + \frac{1}{n} \mathbf{e}_i, \mathbf{m} + \mathbf{e}_{ij} \right) - f(c b_{ij}(\mathbf{y}), \mathbf{y}, \mathbf{m} + \mathbf{e}_{ij}) \right| n \rho^{(n)}(\mathbf{e}_j - \mathbf{e}_i | \mathbf{y}) \\ + \|f\|_\infty \left| n \rho^{(n)}(\mathbf{e}_j - \mathbf{e}_i | \mathbf{y}) - \lambda_{ij}(\mathbf{y}) \right|,$$

the supremum of which, over $y \in E_1^{(n)} \cap K_1$, vanishes as $n \rightarrow \infty$, since f is uniformly continuous and by (7.2), (7.3).

Finally, the supremum of (7.7) vanishes, as $n \rightarrow \infty$, by (7.3), which concludes the proof of convergence of generators.

7.1.3 Weak convergence (general mutation)

The rest of the proof of Theorem 3.3 now follows from the same arguments as in Favero and Hult (2024). We report a brief sketch here.

Let $T^{(n)}$ and T be the semigroups associated to $\tilde{\mathbf{Z}}^{(n)}$ and \mathbf{Z} respectively. The convergence of generators, which holds in the PIM case, implies the following convergence of semigroups: for all $f \in \hat{C}(E)$, for all $t \geq 0$,

$$\lim_{n \rightarrow \infty} \sup_{(c, \mathbf{y}, \mathbf{m}) \in E^{(n)}} \left| (T^{(n)})^{[tn]} \eta_n f(c, \mathbf{y}, \mathbf{m}) - \eta_n T(t) f(c, \mathbf{y}, \mathbf{m}) \right| = 0, \quad (7.8)$$

see (Favero and Hult, 2024, Sect. 5.2) for details. The semigroup T is not conservative, in fact, the process \mathbf{Z} exits the state space in a finite time (when \mathbf{Y} reaches the origin). Using the classical technique of Ethier and Kurtz (1986, Ch.4), T is extended to a conservative (Feller) semigroup, while the state space is extended to include the so-called *cemetery point*. The weak convergence of the processes then easily follows, proving Theorem 3.3 in the PIM case. See (Favero and Hult, 2024, Sect. 4 and 5.3) for details.

To prove the result in the general mutation case, we can use the change-of-measure argument developed in (Favero and Hult, 2024, Sect. 3). This consists of changing the measures so that, under the new measures, the originally parent-dependent mutations become parent-independent. Crucially, the Radon-Nykodym derivatives (likelihood ratios) of the changes of measure depend on the block-counting and mutation-counting components, $\mathbf{Y}^{(n)}$, \mathbf{Y} , $\mathbf{M}^{(n)}$, \mathbf{M} , not on the cost-counting components, $C^{(n)}$, C , and thus are exactly the same as in (Favero and Hult, 2024), where the cost-components are not considered. Then, the PIM results can be applied to complete the proof in the general case, see (Favero and Hult, 2024, Sect. 5.4) for details.

□

7.2 Asymptotic cost of one GT step – Proof of Proposition 4.1

$$\begin{aligned}
c_{GT}^{(n)}(\mathbf{v} \mid \mathbf{y}) &= \sum_{\mathbf{v}'} p(n\mathbf{y} \mid n\mathbf{y} - \mathbf{v}') = \sum_{i=1}^d p(n\mathbf{y} \mid n\mathbf{y} - \mathbf{e}_i) + \sum_{i,j=1}^d p(n\mathbf{y} \mid n\mathbf{y} - \mathbf{e}_i + \mathbf{e}_j) \\
&= \sum_{i=1}^d \frac{ny_i - 1}{n\|\mathbf{y}\|_1 - 1 + \theta} + \sum_{i,j=1}^d \frac{ny_j - 1 + \delta_{ij}}{n\|\mathbf{y}\|_1} \frac{\theta P_{ji}}{n\|\mathbf{y}\|_1 - 1 + \theta} \\
&= \frac{n\|\mathbf{y}\|_1 - d}{n\|\mathbf{y}\|_1 - 1 + \theta} + \frac{n\|\mathbf{y}\|_1 - d + \sum_{i=1}^d P_{ii}}{n\|\mathbf{y}\|_1} \frac{\theta}{n\|\mathbf{y}\|_1 - 1 + \theta} \\
&= \frac{1}{n\|\mathbf{y}\|_1 - 1 + \theta} \left[n\|\mathbf{y}\|_1 - d + \theta \frac{n\|\mathbf{y}\|_1 - d + \sum_{i=1}^d P_{ii}}{n\|\mathbf{y}\|_1} \right] \\
&= \left[\frac{1}{n} \frac{1}{\|\mathbf{y}\|_1} + \frac{1}{n^2} \frac{1 - \theta}{\|\mathbf{y}\|_1^2} + o\left(\frac{1}{n^2}\right) \right] [n\|\mathbf{y}\|_1 - d + \theta + o(1)]
\end{aligned}$$

from which the result follows. □

7.3 Asymptotic cost of one SD step – Proof of Proposition 4.2

Using that

$$\frac{1}{n\|\mathbf{y}\|_1 - 1 + \theta} = \frac{1}{n} \frac{1}{\|\mathbf{y}\|_1} + \frac{1}{n^2} \frac{1 - \theta}{\|\mathbf{y}\|_1^2} + o\left(\frac{1}{n^2}\right),$$

we obtain

$$\begin{aligned}
\hat{\pi}[i \mid n\mathbf{y} - \mathbf{e}_j] &= \sum_{i'=1}^d \frac{ny_{i'} - \delta_{i'j}}{n\|\mathbf{y}\|_1 - 1 + \theta} \sum_{m=0}^{\infty} \left(\frac{\theta}{n\|\mathbf{y}\|_1 - 1 + \theta} \right)^m (P^m)_{i'i} \\
&= \sum_{i'=1}^d \frac{ny_{i'} - \delta_{i'j}}{n\|\mathbf{y}\|_1 - 1 + \theta} \left[\delta_{i'i} + \frac{\theta}{n\|\mathbf{y}\|_1 - 1 + \theta} P_{i'i} + o\left(\frac{1}{n}\right) \right] \\
&= \frac{ny_i - \delta_{ij}}{n\|\mathbf{y}\|_1 - 1 + \theta} + \frac{\theta}{(n\|\mathbf{y}\|_1 - 1 + \theta)^2} \sum_{i'=1}^d (ny_{i'} - \delta_{i'j}) P_{i'i} + o\left(\frac{1}{n}\right) \\
&= \frac{y_i}{\|\mathbf{y}\|_1} - \frac{1}{n} \frac{\delta_{ij}}{\|\mathbf{y}\|_1} + \frac{1}{n} \frac{y_i(1 - \theta)}{\|\mathbf{y}\|_1^2} + \frac{1}{n} \frac{\theta}{\|\mathbf{y}\|_1^2} \sum_{i'=1}^d y_{i'} P_{i'i} + o\left(\frac{1}{n}\right)
\end{aligned}$$

from which the result follows. □

7.4 Weak convergence (under proposal distributions) – Proof of Proposition 5.2

The infinitesimal generator of $\tilde{\mathbf{Z}}^{(n)}$ under the GT or SD proposals can be obtained from the expression (3.4) of the infinitesimal generator of $\tilde{\mathbf{Z}}^{(n)}$ under the true distribution, by replacing $\rho^{(n)}(\mathbf{v} \mid \mathbf{y}) = p(n\mathbf{y} - \mathbf{v} \mid n\mathbf{y})$ with $\rho_{GT}^{(n)}(\mathbf{v} \mid \mathbf{y}) = q_{GT}(n\mathbf{y} - \mathbf{v} \mid n\mathbf{y})$ or $\rho_{SD}^{(n)}(\mathbf{v} \mid \mathbf{y}) = q_{SD}(n\mathbf{y} - \mathbf{v} \mid n\mathbf{y})$.

Using Proposition 4.1, Definition 2.1, and (4.1) for GT; and Proposition 4.2 and (4.2) for SD; it is straightforward to show that the first order approximation of the GT and SD transition probabilities

corresponds to the first order approximation of the true transition probabilities. That is, assuming $\mathbf{y}^{(n)} \rightarrow \mathbf{y} \in \mathbb{R}_+^d$, we have

$$\begin{aligned}\lim_{n \rightarrow \infty} \rho_{GT}^{(n)}(\mathbf{e}_j | \mathbf{y}^{(n)}) &= \lim_{n \rightarrow \infty} \rho_{SD}^{(n)}(\mathbf{e}_j | \mathbf{y}^{(n)}) = \lim_{n \rightarrow \infty} \rho^{(n)}(\mathbf{e}_j | \mathbf{y}^{(n)}) = \frac{y_j}{\|\mathbf{y}\|_1}; \\ \lim_{n \rightarrow \infty} n\rho_{GT}^{(n)}(\mathbf{e}_j - \mathbf{e}_i | \mathbf{y}^{(n)}) &= \lim_{n \rightarrow \infty} n\rho_{SD}^{(n)}(\mathbf{e}_j - \mathbf{e}_i | \mathbf{y}^{(n)}) = \lim_{n \rightarrow \infty} n\rho^{(n)}(\mathbf{e}_j - \mathbf{e}_i | \mathbf{y}^{(n)}) = \lambda_{ij}(\mathbf{y}).\end{aligned}$$

The convergence above is uniform in the sense of (7.3). Then, the convergence of generators holds under the proposal distributions. The rest of the proof of Proposition 5.2 is then identical to that of Theorem 3.3, without even the need for a change-of-measure argument, since the proposal transition probabilities are always explicit (as the transition probabilities in the PIM case). \square

7.5 Convergence of importance sampling weights – Proof of Theorem 5.3

By (Favero and Hult, 2022, Theorem 4.3), when $\mathbf{y}_0^{(n)} \rightarrow \mathbf{y}_0$, as $n \rightarrow \infty$, we have that

$$n^{d-1}p(n\mathbf{y}_0^{(n)}) \rightarrow \|\mathbf{y}_0\|_1^{1-d}\tilde{p}\left(\frac{\mathbf{y}_0}{\|\mathbf{y}_0\|_1}\right) = \tilde{p}(\mathbf{y}_0),$$

where \tilde{p} is the (smooth) stationary density of the dual Wright-Fisher diffusion. By Theorem 3.3, or by (Favero and Hult, 2024, Theorem 2.1), we know $\mathbf{Y}^{(n)}(\lfloor tn \rfloor) \xrightarrow{\mathcal{D}} \mathbf{Y}(t) = \mathbf{y}_0(1-t)$, thus, by applying again (Favero and Hult, 2022, Theorem 4.3) we obtain

$$n^{d-1}p(n\mathbf{Y}^{(n)}(\lfloor tn \rfloor)) \xrightarrow[n \rightarrow \infty]{\mathcal{D}} \|\mathbf{Y}(t)\|_1^{1-d}\tilde{p}\left(\frac{\mathbf{Y}(t)}{\|\mathbf{Y}(t)\|_1}\right) = (1-t)^{1-d}\tilde{p}(\mathbf{y}_0).$$

The first convergence is proven. \square

7.5.1 Griffiths–Tavaré

By Theorem 3.3 and Proposition 4.1,

$$\begin{aligned}C_{GT}^{(n)}(\lfloor tn \rfloor) \xrightarrow[n \rightarrow \infty]{\mathcal{D}} C_{GT}(t) &= \exp\left\{\sum_{i=1}^d y_{0,i} \int_0^t \frac{1-d}{\|\mathbf{y}_0(1-u)\|_1} du\right\} \\ &= \exp\left\{\int_0^t \frac{1-d}{1-u} du\right\} \\ &= \exp\{(d-1)\log(1-t)\} \\ &= (1-t)^{d-1},\end{aligned}$$

which proves the convergence of costs. Then, by equation 5.1, the convergence of the corresponding weights is also proven. \square

7.5.2 Stephens–Donnelly

By Theorem 3.3 and Proposition 4.2,

$$C_{SD}^{(n)}(\lfloor tn \rfloor) \xrightarrow[n \rightarrow \infty]{\mathcal{D}} C_{SD}(t) = \exp\left\{\sum_{i=1}^d y_{0,i} \int_0^t \hat{\alpha}_i(\mathbf{y}_0(1-u)) du\right\} = \exp\left\{\int_0^t \frac{1-d}{1-u} du\right\} = (1-t)^{d-1},$$

since

$$\hat{a}_i(\mathbf{y}_0(1-u)) = \frac{1-\theta}{1-u} - \frac{1}{y_{0,i}(1-u)} \left(1 - \sum_{i'=1}^d y_{0,i'} \theta P_{i'} \right),$$

and

$$\sum_{i=1}^d y_{0,i} \hat{a}_i(\mathbf{y}_0(1-u)) = \frac{1-\theta}{1-u} - \frac{1}{1-u} \sum_{i=1}^d \left(1 - \sum_{i'=1}^d y_{0,i'} \theta P_{i'} \right) = \frac{1}{1-u} [1 - \theta - d + \theta].$$

This proves the convergence of costs. Then, by equation 5.1, the convergence of the corresponding weights is also proven. □

8 Discussion

We have shown that the existing large-sample asymptotics for the coalescent developed by Favero and Hult (2024) can be extended to incorporate cost functionals of the coalescent. Particular choices of costs render the theory applicable to analysis of sequential importance sampling algorithms for the coalescent. Importance sampling for the coalescent is notoriously difficult for large samples, and to our knowledge, our results are the first rigorous description of its behaviour. They also create a connection between coalescent importance sampling and stochastic control approaches to rare event simulation, where the asymptotic analysis of a sequence of costs is a standard method.

We envisage several interesting directions to which our work can be extended. Our exposition has focused on the coalescent as a model in population genetics, but it also finds applications as a prior in Bayesian nonparametrics and clustering (Gorur and Teh, 2008). Other models of coalescing and mutating lineages are also widespread in those settings, with the two-parameter Pitman–Yor process being a prominent example (Perman et al., 1992; Pitman and Yor, 1997). Analogues of our scaling limit might hold for the Pitman–Yor process, or other Bayesian clustering models, and inform their use for large sample sizes as well.

In genetics, the coalescent is a robust model for a wide range of settings and organisms, but relies on a small variance of family sizes relative to population size. If family sizes are heavily skewed, evolution can be more accurately described by multiple merger coalescents, in which more than two lineages can coalesce simultaneously (Donnelly and Kurtz, 1999; Pitman, 1999; Sagitov, 1999), and more than one simultaneous coalescence (Möhle and Sagitov, 2001; Schweinsberg, 2000) can take place. Importance sampling methods for these types of models are available but are even less scalable as those for the standard coalescent (Birkner et al., 2011; Koskela et al., 2015). A similar scaling limit for multiple merger coalescents would be of mathematical interest, and could inform importance sampling methods for them as well. If such a scaling limit exists, we expect it would incorporate macroscopic jumps in towards the origin driven by multiple mergers.

Finally, modern data sets rarely consist of a single locus. Hence it would be of interest to obtain a similar description of weighted ancestral recombination graphs, which are the multi-locus analogue of the coalescent. Evolution at two unlinked loci would correspond to two independent copies of our limiting process. A scaling limit for two linked loci should be informative of how linkage creates correlation between the two copies of the limit process. Such a result would be of mathematical interest, and could also inform Monte Carlo methods (Fearnhead and Donnelly, 2001) and more heuristic methods (Li and Stephens, 2003) for genomic inference.

Acknowledgements

We would like to thank Henrik Hult for suggesting the initial idea that originated this project and for contributing to its early development. MF acknowledges the support of the Knut and Alice Wallenberg Foundation (Program for Mathematics, grant 2020.072).

References

- M. A. Beaumont. Approximate Bayesian computation in evolution and ecology. *Annual Review of Ecology, Evolution, and Systematics*, 44(2):397–406, 2010.
- M. Birkner, J. Blath, and M. Steinrücken. Importance sampling for Lambda-coalescents in the infinitely many sites model. *Theoretical Population Biology*, 79(4):155–173, 2011.
- J. Blanchet, P. Glynn, and K. Leder. On Lyapunov inequalities and subsolutions for efficient importance sampling. *ACM Transactions on Modeling and Computer Simulation*, 22(3), 2012.
- H. P. Chan and T. L. Lai. A general theory of particle filters in hidden markov models and some applications. *Annals of Statistics*, 41:2877–2904, 2013.
- Y. Chen, J. Xie, and J. S. Liu. Stopping-time resampling for sequential Monte Carlo methods. *Journal of the Royal Statistical Society: Series B*, 67:199–217, 2005.
- N. Chopin and O. Papaspiliopoulos. *An Introduction to Sequential Monte Carlo*. Springer Cham, 2020.
- M. De Iorio and R. C. Griffiths. Importance sampling on coalescent histories. I. *Advances in Applied Probability*, 36(2):417–433, 2004.
- P. Donnelly and T. G. Kurtz. Particle representations for measure-valued population models. *Annals of Probability*, 27(1):166–205, 1999.
- A. Doucet and A. M. Johansen. A tutorial on particle filtering and smoothing: fifteen years later. In D. Crisan and B. Rozovsky, editors, *The Oxford Handbook of Nonlinear Filtering*. Oxford University Press, 2011.
- P. Dupuis and H. Wang. Importance sampling, large deviations, and differential games. *Stochastics and Stochastic Reports*, 76(6):481–508, 2004.
- S. N. Ethier and T. G. Kurtz. *Markov processes: characterization and convergence*, volume 282. John Wiley & Sons, 1986.
- W. T. L. Fan and J. Wakeley. Latent mutations in the ancestries of alleles under selection. *Theoretical Population Biology*, 158:1–20, 2024.
- M. Favero and H. Hult. Asymptotic behaviour of sampling and transition probabilities in coalescent models under selection and parent dependent mutations. *Electronic Communications in Probability*, 27:1–13, 2022.
- M. Favero and H. Hult. Weak convergence of the scaled jump chain and number of mutations of the Kingman coalescent. *Electronic Journal of Probability*, 29:1–22, 2024.
- M. Favero and P. A. Jenkins. Sampling probabilities, diffusions, ancestral graphs, and duality under strong selection. *arXiv:2312.17406*, 2023+.

- P. Fearnhead. Computational methods for complex stochastic systems: a review of some alternatives to MCMC. *Statistics and Computing*, 18:151–171, 2008.
- P. Fearnhead and P. Donnelly. Estimating recombination rates from population genetic data. *Genetics*, 159(3):1299–1318, 2001.
- D. Gorur and Y. Teh. An efficient sequential monte carlo algorithm for coalescent clustering. In D. Koller, D. Schuurmans, Y. Bengio, and L. Bottou, editors, *Advances in Neural Information Processing Systems*, volume 21. Curran Associates, Inc., 2008.
- R. C. Griffiths and S. Tavaré. Ancestral inference in population genetics. *Statistical Science*, 9(3):307–319, 1994a.
- R. C. Griffiths and S. Tavaré. Simulating probability distributions in the coalescent. *Theoretical Population Biology*, 46(2):131–159, 1994b.
- R. C. Griffiths, P. A. Jenkins, and Y. S. Song. Importance sampling and the two-locus model with subdivided population structure. *Advances in Applied Probability*, 40(2):473–500, 2008.
- A. Hobolth, M. K. Uyenoyama, and C. Wiuf. Importance sampling for the infinite sites model. *Statistical Applications in Genetics and Molecular Biology*, 7(1):32, 2008.
- A. Jasra, M. De Iorio, and M. Chadeau-Hyam. The time machine: a simulation approach for stochastic trees. *Proceedings of the Royal Society A*, 467:2350–2368, 2011.
- P. A. Jenkins. Stopping-time resampling and population genetic inference under coalescent models. *Statistical Applications in Genetics and Molecular Biology*, 11(1):Article 9, 2012.
- P. A. Jenkins and Y. S. Song. Closed-form two-locus sampling distributions: accuracy and universality. *Genetics*, 183(3):1087–1103, 11 2009.
- P. A. Jenkins and Y. S. Song. An asymptotic sampling formula for the coalescent with recombination. *The Annals of Applied Probability*, 20(3):1005–1028, 2010.
- P. A. Jenkins and Y. S. Song. Padé approximants and exact two-locus sampling distributions. *The Annals of Applied Probability*, 22(2):576–607, 2012.
- P. A. Jenkins, P. Fearnhead, and Y. Song. Tractable diffusion and coalescent processes for weakly correlated loci. *Electronic Journal of Probability*, 20:1–25, 2015.
- J. Kelleher, Y. Wong, A. W. Wohms, C. Fadil, P. K. Albers, and G. McVean. Inferring whole-genome histories in large population datasets. *Nature Genetics*, 51:1330–1338, 2019.
- J. Kingman. The coalescent. *Stochastic Processes and their Applications*, 13(3):235 – 248, 1982.
- A. Kong, J. S. Liu, and W. H. Hong. Sequential imputations and Bayesian missing data problems. *Journal of the American Statistical Association*, 89:278–288, 1994.
- J. Koskela, P. Jenkins, and D. Spanò. Computational inference beyond Kingman’s coalescent. *Journal of Applied Probability*, 52(2):519–537, 06 2015.
- D. J. Lawson, G. Hellenthal, S. Myers, and D. Falush. Inference of population structure using dense haplotype data. *PLOS Genetics*, 8(1):e1002453, 2012.
- A. Lee and N. Whiteley. Variance estimation in the particle filter. *Biometrika*, 105(3):609–625, 2018.

- N. Li and M. Stephens. Modeling linkage disequilibrium and identifying recombination hotspots using single-nucleotide polymorphism data. *Genetics*, 165(4):2213–2233, 2003.
- R. Lundstrom, S. Tavaré, and R. H. Ward. Estimating substitution rates from molecular data using the coalescent. *Proceedings of the National Academy of Sciences*, 89:5961–5965, 1992.
- P. Marjoram and S. Tavaré. Modern computational approaches for analysing molecular genetic variation data. *Nature Reviews Genetics*, 7:759–770, 2006.
- M. Möhle and S. Sagitov. A classification of coalescent processes for haploid exchangeable population models. *Annals of Probability*, 29:1547–1562, 2001.
- M. Perman, J. Pitman, and M. Yor. Size-biased sampling of Poisson point processes and excursions. *Probability Theory and Related Fields*, 92(1):21–39, 1992.
- J. Pitman. Coalescent with multiple collisions. *Annals of Probability*, 27:1870–1902, 1999.
- J. Pitman and M. Yor. The two-parameter Poisson–Dirichlet distribution derived from a stable subordinator. *Annals of Probability*, 25(2):855–900, 1997.
- S. Sagitov. The general coalescent with asynchronous mergers of ancestral lines. *Journal of Applied Probability*, 36:1116–1125, 1999.
- S. A. Sawyer, D. E. Dykhuizen, and D. L. Hartl. Confidence interval for the number of selectively neutral amino acid polymorphisms. *Proceedings of the National Academy of Sciences*, 84:6225–6228, 1987.
- J. Schweinsberg. Coalescents with simultaneous multiple collisions. *Electronic Journal of Probability*, 5:Article 12, 2000.
- Y. S. Song, R. Lyngsø, and J. Hein. Counting all possible ancestral configurations of sample sequences in population genetics. *IEEE/ACM Transactions on Computational Biology and Bioinformatics*, 3:239–251, 2006.
- M. Stephens. Inference under the coalescent. In D. Balding, M. Bishop, and C. Cannings, editors, *Handbook of Statistical Genetics*, chapter 26, pages 878–908. Wiley, Chichester, UK, 2007.
- M. Stephens and P. Donnelly. Inference in molecular population genetics. *Journal of the Royal Statistical Society: Series B (Statistical Methodology)*, 62(4):605–635, 2000.
- M. Stephens and P. Donnelly. Ancestral inference in population genetics models with selection (with discussion). *Australian & New Zealand Journal of Statistics*, 45(4):395–430, 12 2003.
- J. Wakeley. Conditional gene genealogies under strong purifying selection. *Molecular Biology and Evolution*, 25(12):2615–2626, 09 2008.
- J. Wakeley and O. Sargsyan. The conditional ancestral selection graph with strong balancing selection. *Theoretical Population Biology*, 75 4:355–64, 2009.
- R. H. Ward, B. L. Frazier, K. Dew, and S. Pääbo. Extensive mitochondrial diversity within a single Amerindian tribe. *Proceedings of the National Academy of Sciences*, 88:8720–8724, 1991.
- G. A. Watterson. On the number of segregating sites in genetical models without recombination. *Theoretical Population Biology*, 7:256–276, 1975.