

A Revision for the Draconic Gearing of the Antikythera Mechanism, the eclipse events of Saros spiral and their classification

Aristeidis Voulgaris^{1*}, Christophoros Mouratidis², Andreas Vossinakis³

¹ City of Thessaloniki, Directorate Culture and Tourism, Thessaloniki, GR-54625, Greece,

² Merchant Marine Academy of Syros, GR-84100, Greece,

³ Thessaloniki Astronomy Club, Thessaloniki, GR-54646, Greece

*Email: arisvoulgaris@gmail.com

Keywords: Fragment D, Draconic gearing, Draconic scale, ecliptic limits, eclipse events classification, gears of Antikythera Mechanism, gear errors.

Abstract

Our research is focused on the missing, but important and necessary Draconic gearing of the Antikythera Mechanism. The three Lunar cycles Sidereal, Synodic and Anomalistic are represented on the Mechanism by correlating the Fragments A and C (part of the Front plate), whereas the fourth Lunar cycle-Draconic results after correlating the unplaced Fragment D with Fragment A. Considering the deformation of the Mechanism's parts during 2000 years underwater and their shrinkage after their retraction from the sea bottom, we present a revised gearing scheme of the Draconic scale. The existence of the Draconic gearing is crucial, because both the preserved and the missing eclipse events can be pre-calculated by the phase correlation of three pointers: of the Lunar Disc, of the Golden sphere/Sun-ray and the Draconic. This means that the eclipse events are calculated by pure mechanical processing and that they are not documented observed events. The phase coordination of the three lunar cycles can be used as a quality criterion for a functional model of the Mechanism. Eudoxus papyrus was the key for the lost words completion of the Back Plate inscriptions/eclipse events classification of the Antikythera Mechanism.

1. Introduction

The Antikythera Mechanism was a geared device of the Hellenistic era ca. 180 BC. It was designed and constructed to provide ready-made information¹ regarding time calculations and events, based on the luni(solar) cycles. By means of gears, pointers and scales, it showed the Moon phases (Wright 2006), the timed sky path of the Sun across the zodiac, it predicted upcoming solar and lunar eclipses with date and hour accuracy and it also showed the starting date of the Athletic Games (Freeth et al., 2006 and 2008; Seiradakis and Edmunds 2018). These calculations are based on the duration (beginning and middle) of the lunar synodic cycle (except the timed position of the Sun) as it results by the measuring units of the Mechanism's scales. The preserved parts of the Antikythera Mechanism incorporate three lunar cycles: Sidereal (Lunar pointer returns to the initial zodiac point), Synodic (Lunar pointer aims to Golden sphere-Sun) and Anomalistic (pin&slot configuration, Wright 2005; Freeth et al., 2006; Voulgaris et al., 2018b and 2022), out of four lunar cycles, which were well known during the Hellenistic era. The fourth lunar cycle is the very important and critical Draconic cycle, that seems to be missing (lost) from the Mechanism, but can be represented by correlation of fragments A and D (Voulgaris et al. 2022).

There are three specific and critical arguments that lead to the correlation of fragments A and D presented and discussed in Voulgaris et al., 2018b, 2022; also in Roumeliotis 2018.

¹ To avoid the time consuming manual-complex calculations by writing in a papyrus.

If the Input of the Mechanism was from gear-a1 (taken as a common sense assumption since 1974), many mechanical problems regarding the functionality and the handling of the device arise. The Input of the Mechanism from gear-a1 introduces low torque and the rotation of the following gears, becomes doubtful and non-seamless. Additionally, by starting the Mechanism from a1-gear, the rotation of the Lunar pointer is fast: one tooth (out of 48) rotation of a1-gear, the Lunar pointer rotates by $\approx 21.3^\circ$, i.e. the Lunar pointer runs through $\approx 70\%$ of a zodiac month. In this state, any attempt to aim the Lunar pointer to a desired position is difficult or impossible.

Here is an equivalent example regarding the steering wheel of a (hypothetical) car: when the driver rotates the steering wheel by $(360^\circ/48 \text{ teeth}) = 7.5^\circ$, the wheels of the car rotate by 21.3° . So, driving this car becomes extremely difficult and very dangerous. This car could not pass the test of the driving standards (which usually require that by turning the steering wheel at 7.5° , the wheels rotate 0.5°).

Even if we ignore the low torque problem of a1 Input (Roumeliotis 2018), a crown gear-a1 with a smaller number of teeth than the current of 48, would lessen the problem of fast rotation of the Lunar Disc but it would still be in fast rotation.

Why didn't the ancient Craftsman reduce the number of teeth of gear-a1, to improve the resolution of pointers' aiming in the Mechanism?

It is difficult to see why the ancient Craftsman of the Mechanism would make it in such a way that he could not fully control it, since the precise alignment and positioning of the pointers is very critical to the time calculations it performed (Lunar Disc aims to the Golden sphere-Sun = New Moon, solar eclipse possibility, or in opposite position = Full Moon, lunar eclipse possibility).

The Antikythera Mechanism is an analog mechanical computer capable for time and events' calculations. The interaction with the User follows a three step scheme:

- The User submits via the Input specific requests to the Mechanism (*Data input*),
- The Mechanism processes the data via its gears (*Processing - the process of transforming input information into and output*) and
- It produces results (predictions) via its pointers and scales (*Output*).

And finally, the User evaluates and uses the results.

In this way, the User and the Mechanism constitute a *Human-Machine System* (Wieringa and Stassen 1999). *Human-Machine System* is a system in which the actions of a human-user and a machine are interrelated, and are both necessary in order to achieve goals and objectives. This interrelation/interaction can continue if the operation and the control of the machine are effective, ergonomic and optimized for handling by the User.

The assumption that the gear-a1 is the Mechanism's Input contradicts the *Human-Machine System* and it is also not compatible to the *Human Body Kinesiology* and *Biomechanics* (Carlton and Newer 1993; Lu and Chang 2010; Duncan et al., 2013; van Bolhuis et al. 1998; Hall 2019).

On the other hand, setting the Mechanism's Input to be gear-b3, which is directly connected to the Lunar Disc, results in high torque (Roumeliotis 2018; Voulgaris et al., 2018b and 2022), ease of use and a perfect control of the Mechanism pointers, which are the key elements for its accurate function. Moreover, as the main measuring unit of the Mechanism is the lunar Synodic cycle (each month of the ancient Greek calendar started right after the New Moon,

the solar eclipses occurred on the last day of a synodic month and the lunar eclipses during the 15th day-mid month), a relation between the Input of the Mechanism and the Synodic cycle is necessary. Therefore, for the proper operation of the Mechanism, it is very important to be easy and in precision to aim the Lunar Disc pointer to the Golden sphere-Sun or in the opposite position.

2. The deformed and shrunken fragments of the Mechanism

During 2000 years under water, copper of the bronze Mechanism's parts (density 8.8 gr/cm³, alloy of ≈94% Cu and 6%Tin, Price 1974) gradually transformed to a new rocky material named Atacamite [Cu₂(OH)₃Cl] (Voulgaris et al., 2019b), which has much lower density (3.8 gr/cm³) and lower absorption in X-Rays (Voulgaris et al., 2018c). Pressure and gravity further deformed the Mechanism's (new material) parts. When the Mechanism was retracted from the sea bed the abrupt environment change and exposure to the dry air led to its shrinkage, deformation and cracking (Voulgaris et al., 2019b). Today, most of its parts are broken, shrunk, displaced, deformed, worn out and many flattened parts deviate significantly from flatness, **Figure 1**.

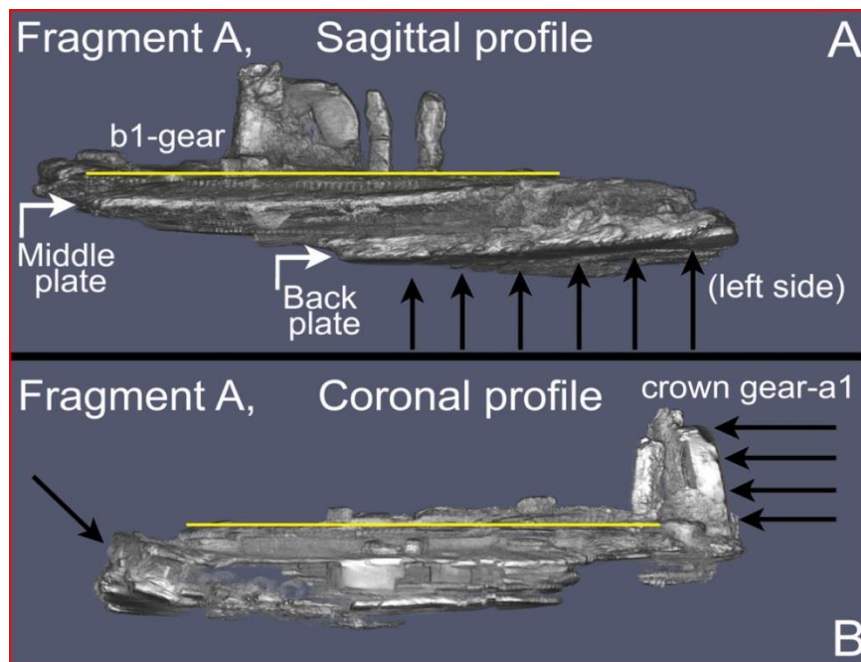


Figure 1: A 3D reconstruction of Fragment A from the AMRP RAW Volume data of X-Ray tomographies. The images are oriented to the b1 gear plane (which is just below the yellow horizontal line). The distorted Back and Middle plates should be parallel to the gear-b1. **Panel A:** The sagittal profile of Fragment A. The deformation of Fragment A (black arrows) at its left side is evident.

Panel B: The coronal profile of the fragment. The crown gear-a1 deviates from the perpendicularity relatively to gear-b1. These geometrical deviations (bending and torsion) are a result of the shrinkage, displacement and deformation of the parts. Processed images by the authors using *Real 3D VolViCon* software.

All these deformations can lead to the non-representative geometrical and dimensional measurements. Dimensional measurement values of a shrunk part are smaller than the original values before the shrinkage: E.g. Budiselic et al., 2020; Woan and Bayley 2024 using different methods, calculated the total number of holes on the partially preserved ring (today arc shaped) beneath the Egyptian calendar ring, and found a total number of 354,

whereas the correct functional number of holes is 365. Even though the method is correct, the result is erroneous due to the deformed and shrunk parts.

Since deformation and shrinkage renders the dimensional measurement values smaller than the original ones, the measurements by Budiselic et al., 2020; Woan and Bayley 2024 can be used to estimate the percentage of linear shrinkage of the Mechanism's fragments:

Percentage of shrinkage = *part dimension in current condition/original* → $354/365 \approx 96.7\%$, and the linear dimension of [shrunk/deformed part] *minus* [original dimension] $\approx -3.3\%$. Although the percentage is not the same for all fragments, this value is useful as evidence for the approximate estimation of the original dimension of some partially preserved parts, since today the original bronze device does not exist.

The gear-b1 is the largest gear of the Mechanism and represents the daily timed travel of the Sun on the Zodiac sky (Voulgaris et al., 2018a). The gear is partially preserved; the radius of the gear is not constant across its perimeter and many teeth are missing (see graph of Figure 8 in Voulgaris et al., 2022). Gear-b1 isn't a solid disc (as gear-e3 is) but consists of a ring and four arms, and it was probably constructed by scrap bronze parts. Today, gear-b1 isn't flattened, as this non-solid material construction is more prone to shrinkage and distortion. Taking into account the shrinkage of the Mechanism parts, the total number of teeth for the original bronze gear-b1 should be larger than the current measured values. Adopting a value of about 3% of shrinkage, **Table 1** gives the most probable values for the original gear teeth of gear-b1.

Table 1: Estimation of the total teeth number of teeth for gear b1 taking into account a value of 97% of deformation/shrinkage. Second column presents the different estimates by several researchers (data taken from Freeth et al., 2006, Supplementary Notes). The third column gives the number of gear-b1 teeth by assuming a correction of $\times 103\%$ on the shrunk/deformed gear-b1 (left value) and the calculated minimum number of teeth resulting from present condition of gear (right value).

Measurements by	Estimated number of gear-b1 teeth measured on the current condition of Fragment A	Probable number of gear-b1 teeth by introducing the correction of the shrinkage/deformation $\times 103\%$ (left value)
C. Karakalos	223–226	233(+) – (223)
M.T. Wright	216–231	238(+) – (216)
D.S. Price 1974	225	232(+) – (225)
Freeth et al., 2006	223–224	231(+) – (223)
Voulgaris et al. 2022	219–225	232(+) – (219)

3.1 A Revised Draconic gearing for the Antikythera Mechanism

The coordination of the solar tropical years, the lunar sidereal and synodic cycles in integer number of 19 years = 254 sidereal = 235 synodic cycles, creates the Metonic cycle, which it was used during antiquity in order to unite the solar tropical year with the Lunar year of 12/13 synodic months.

The second important time coordination is that 223 synodic equals 242 draconic lunar cycles and also 239 anomalistic. This is the Saros cycle of 18.029787234 years (value resulting from the Antikythera Mechanism gearing), a duration in which pattern of eclipse sequence and the geometry repeats with a delay of about 8 hours. This time coordination of the three lunar cycles does not correspond to an integer number of solar tropical years. Moreover, 223 synodic cycles does not correspond to an integer number of sidereal cycles, since 223

synodic cycles equals 241.029787234 sidereal cycles. The sidereal cycle is very important for the Mechanism's calculations, as one full turn of the Lunar Disc (which is the ideal and proper Input for the Mechanism operation, see **Introduction**) corresponds into one sidereal cycle. The time difference between the Draconic-Sidereal cycles is very small (≈ 2.6 h) and for this reason there are no characteristic numbers for the gear teeth of the Draconic gearing (applying the usual number of teeth of the Mechanism's gears, presented below).

Taking into account the probable number of the b1-gear teeth, which should be (slightly) higher than the present measured/estimated value, we present a revised gearing scheme for the Draconic gearing of the Antikythera Mechanism in order to improve its precision. We set 229 teeth for gear-b1 (or 228 for the 2nd option), since this is the gear for the Tropical solar year of the Mechanism. Gear-b1 rotates the crown gear-a1 (48 teeth). On shaft-a (partially preserved on gear-a1), the gear-r1 (63 teeth, Freeth et al. 2006, Supplementary Notes) of Fragment D is attached and is engaged to the hypothetical gear-s1 (57 teeth). Then gear-s1 is fixed the gear-s2 (56 teeth) which is engaged with gear-t1 (22 teeth). Finally, the Draconic pointer is attached to the shaft-t (see **Figure 2**).

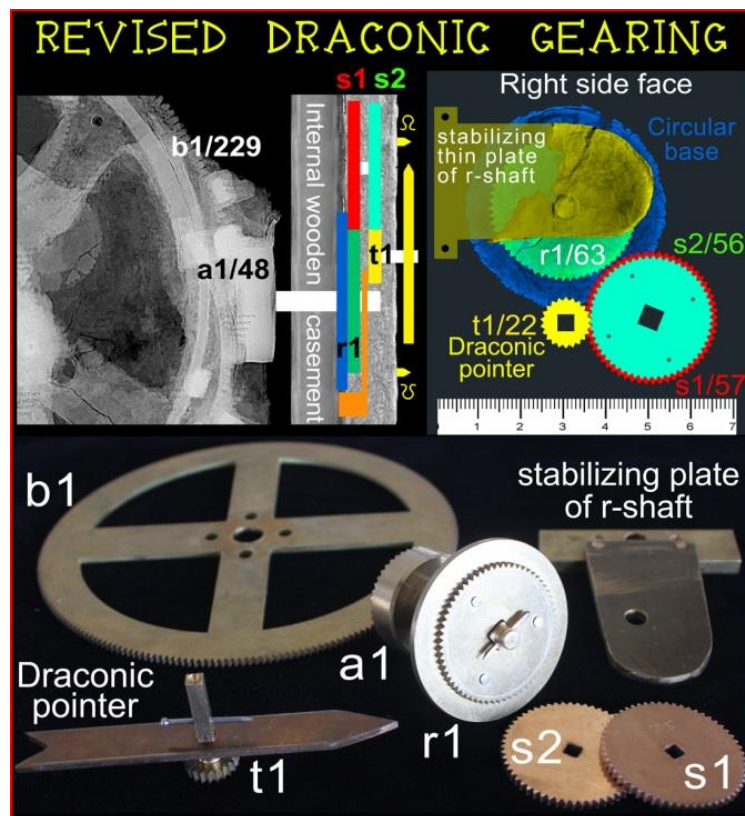


Figure 2: Top-left panel, the configuration of the revised Draconic gearing. The annual gear-b1 rotates the crown gear-a1, and afterwards via gears r1, s1, s2, the motion is transmitted to gear-t1. The Draconic pointer is attached to shaft-t. The gearing is located at the right side of the Mechanism inside the External Wooden Casement (Voulgaris et al., 2019b). Top-right panel, the three parts of Fragment D (gear-r1 fixed on its Circular base and the thin stabilizing plate) were processed as separate parts using the corresponding tomographies, and were afterwards aligned and stacked (Voulgaris et al., 2022). The thin stabilizing plate is quite worn out and its remains have collapsed on gear-r1 surface, as the X-ray tomography of the fragment reveals. Most of the Mechanism shafts need to be stabilized between two plates for their proper operation. Bottom panel, the parts of the revised Draconic gearing were constructed in bronze by the authors.

The configuration of the revised Draconic gearing follows:

$$\{223 * (254/235)\} * (b3/e1) * (e6/k2) * (k1/e5) * (e2/d2) * (d1/c2) * (c1/b2) * \{(b1/a1) * (r1/s1) * (s2/t1)\} = 18.029787234 * \{(b1/a1) * (r1/s1) * (s2/t1)\} =$$

$$18.029787234 * \{(229/48) * (63/57) * (56/22)\} = 242.0002901 \text{ Equation (1) or}$$

$$18.029787234 * \{(228/48) * (63/34) * (61/40)\} = 242.0001791 \text{ Equation (2)}$$

turns of Draconic pointer/one Saros.

Equation (1) yields an error of +0.0002901 turns of draconic pointer per Saros, corresponds into a pointer's shift $\approx 0.064476^\circ$ per Saros (that is equal to one Draconic cycle per 3447 Saros cycles, practically non-detectable error for several decades of Saros cycles, and beyond the time span of the Mechanism operation).

The revised Draconic gearing configuration follows the preserved parts' position (b1, a1), the specific parts of Fragment D and the hypothetical gears s1, s2, t1 according to the constructional characteristics of the ancient Craftsman. This revised gearing scheme meets the dimensional requirements and is fitted to the right side of the Fragment A, between the Internal and the External wooden casement of the Mechanism (Voulgaris et al., 2019b).

The placement of the Draconic scale and pointer at the right side of the Mechanism offers a "3D projection" of the Moon relative to the Ecliptic: the Draconic pointer depicts the current position of the Moon relative to the Ecliptic plane-Zodiac Dial ring, (Moon above, on or below the Ecliptic plane) – ecliptic latitude, while at the same time the Lunar Disc pointer on the Zodiac scale depicts the ecliptic longitude, see **Figure 3** and **4**.

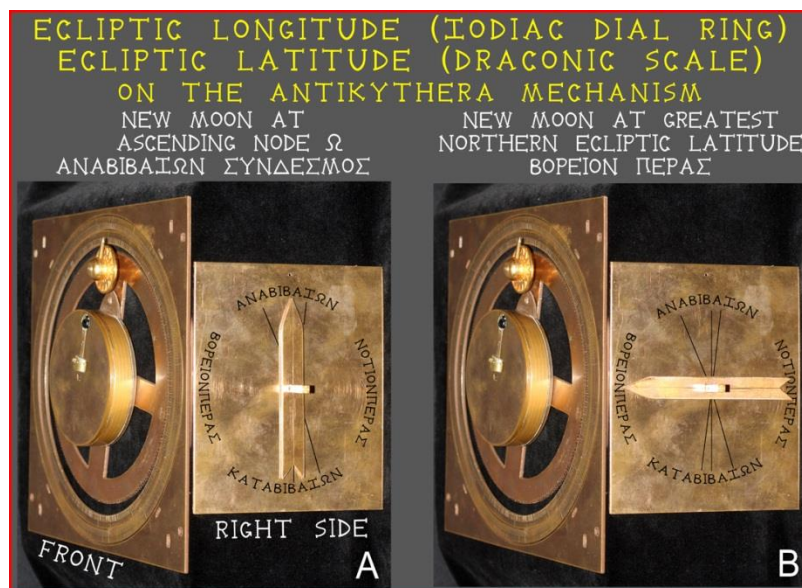


Figure 3: The geometrical relation between the Ecliptic plane – Ecliptic longitude (which is defined by the Zodiac Dial ring of the Mechanism) and the Draconic scale/pointer's position - Ecliptic latitude, at the right side of the Mechanism. The Lunar Disc pointer aims to the Golden sphere-Sun (Bitsakis and Jones 2016b). When the Draconic pointer aims to the Ascending (ANABIBAZON, **Panel A**) or to Descending (KATABIBAZON) Node ($0, \pi$ phase of Draconic cycle), is parallel to the Zodiac Dial calendar ring and then the New Moon is located just right on the Zodiac ring plane (ecliptic latitude. 0). When the Draconic pointer is perpendicular to the Line of Nodes ($\pi/2$ or $3\pi/2$ phase of Draconic cycle), i.e. in greatest Northern (BOPEION PERAS, **Panel B**) or in Southern ecliptic latitude (NOTION PERAS), and then the New Moon is 5.15° above or below the Ecliptic plane/Zodiac Dial ring and is located above or below the Sun. In this way, the "3D projection" of the Moon is represented on the Antikythera Mechanism. Bronze parts' designed/constructed and images by the authors.

The existence of the Draconic gearing and scale on the right side of the Mechanism's box offers the following advantages and indirect information for the User:

- 1) It shows the Moons real position relative to the Ecliptic plane: on the Ecliptic = at the Node, or out of the Node or at the ecliptic limit or away of the Ecliptic - North/South),
- 2) It gives the User additional information related to the Zodiac month ring: a) when Node-A is at constellation x, then the Node-B is at the diametrically opposite constellation.² This way, the User can find the current position of the lunar orbital plane in the sky. b) When the Full Moon is at its greatest northern ecliptic latitude (maximum Declination) and the Sun is located between Sagittarius – Aries (end of Autumn – begin of Spring), then the Moon reaches its maximum altitude of $\approx 78^{\circ}$ - 82° for regions in Greece and it lights up the sky all night. This information could be very useful for military or navigation operations or night transportations or hunting.

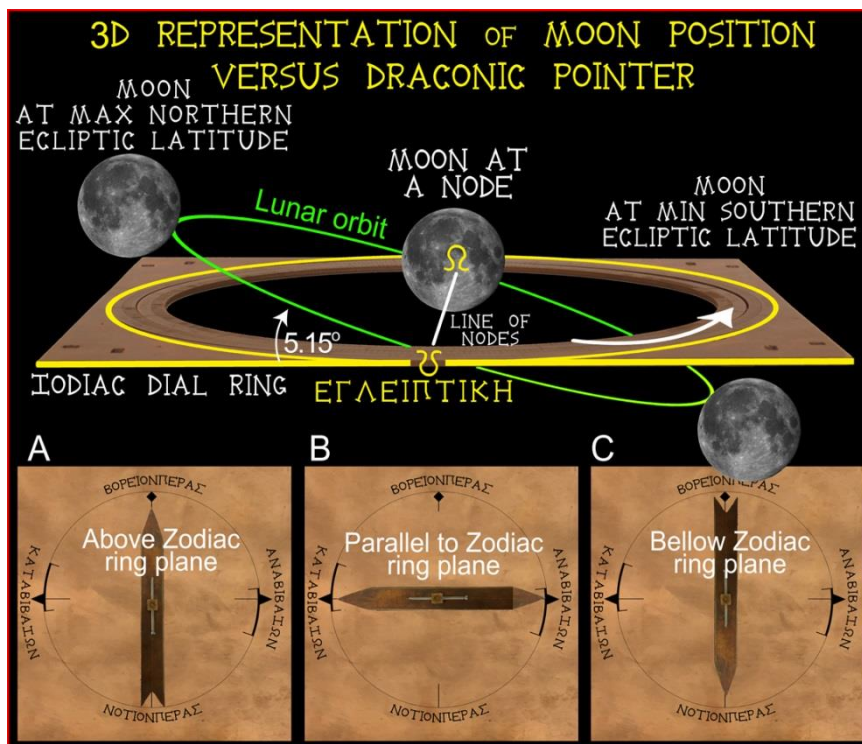


Figure 4: The geometrical equivalent in 3D representation of the Moon's position relative to the Zodiac Dial ring/Ecliptic plane, based on the position of the Draconic pointer. When the Draconic pointer aims to the Node (ANABIBAZON Ω or KATABIBAZON Ψ, see **Panel B**), the Moon is just on the Zodiac Dial ring/plane. When the Draconic pointer aims to the BOPEION/NOTION ΠΕΡΑΣ (max Northern/max Southern Ecliptic passage of Moon), the Moon is $+5.15^{\circ}$ / -5.15° from the Ecliptic plane, see **Panels A and C**). During the operation of the Mechanism the (imaginary) Line of Nodes (white line) moves westward, i.e. it rotates CCW in the Zodiac Dial ring (white arrow).

- 3) It informs the user of an impending eclipse: When the Lunar Disc pointer aims to the Golden sphere-Sun (or in the opposite position) and the Draconic pointer aims between the ecliptic limits of the Draconic scale, the User can conclude that a solar (or Lunar) eclipse will occur. This is a sign to the User to look at the Back plate of the Mechanism: by observing the cell in which the Saros pointer aims (Anastasiou et al., 2014), he can read additional

² The astrologer Vettius Valens (born in 120 AD) in Anthologies 1.16 (Αναβιβάζοντα ἀπὸ χειρὸς εὐρεῖν, A Handy Method for Finding the Ascending Node) describes the way to find the two Nodes in the sky versus date (Brennan 2022). He also describes the *Hipparchion*, a method for calculating lunar positions (1.19).

information about the eclipse event: the hour of the event and the event’s classification, since the ancient Craftsman has classified the events according to the direction of the Moon projection on the solar disc and the eclipse magnitude of the event (Freeth 2014 and 2019; Anastasiou et al., 2016; Pakzad 2018; Iversen and Jones 2019), see **Section 6**. A relative eclipse events classification is in use today (Pogo 1937).

3.2 A Second option for the Draconic gearing and scale

If we make an assumption that the ancient Craftsman did not separate between the ascending and descending nodes, but was only interested to the relative lunar position with respect to the nodes and the greatest ecliptic latitude (max Northern/Southern), then a second option for the Draconic scale can be deduced from *Equation (2)*: By changing the last gear t_1 into 20 teeth, the Draconic pointer rotates two times faster than the result from *Equation (2)*:

$$18.029787234 * \{(228/48) * (63/34) * (61/20)\} = 2 * 242.00017912 = 484.0003582 \text{ turns of Draconic pointer per Saros, Equation (3).}$$

In this way, the Draconic scale has only one (common) position-point for the two Nodes, one common arc for the ecliptic limits having a double central angle, and one common point for the Maximum/Minimum ecliptic latitude of the Moon (North or South), see **Figure 5**.

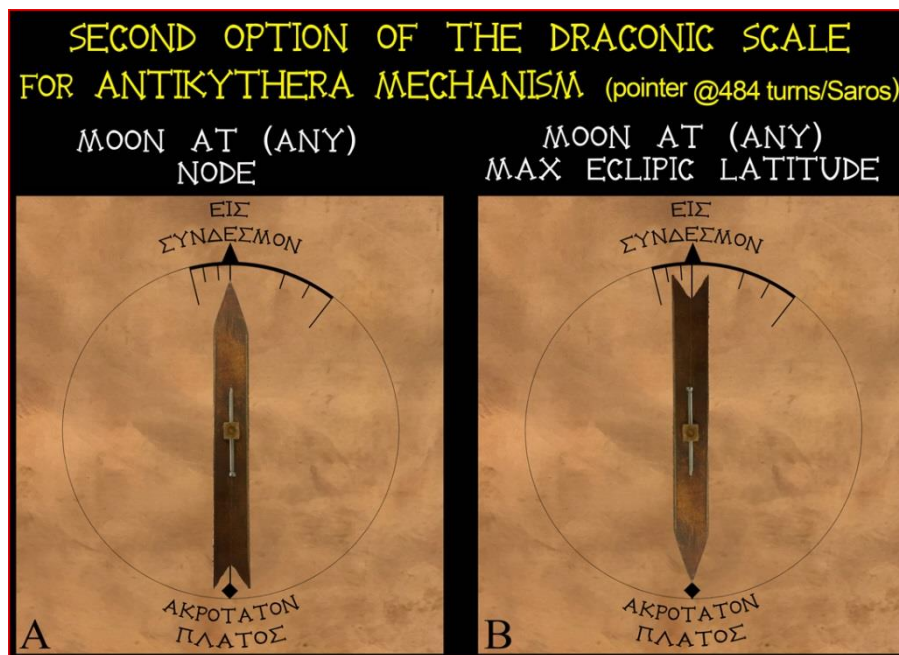


Figure 5: The second option for the Antikythera Mechanism Draconic scale. The Draconic pointer rotates two times faster (484 turns per 223 Synodic turns of the Lunar pointer). The position for the two Nodes is common (ΕΙΣ ΣΥΝΔΕΣΜΟΝ – At a Node, **Panel A**), as it is also for the greatest Northern/Southern ecliptic latitude (ΑΚΡΟΤΑΤΟΝ ΕΓΓΛΙΠΤΙΚΟΝ ΠΛΑΤΟΣ, **Panel B**). The Ecliptic limits are represented in one common arc having values $\times 2$ of the initial ecliptic limits angles and they are divided in six unequal sectors for the easier classification of the eclipse events, see **Section 6**. The Nodes-A and B come in sequence (Node-A in an odd number and Node-B in an even number of Draconic pointer turns).

This design offers a better resolution/double magnification of the Draconic pointer’s position between the ecliptic limits and makes the eclipse events classification easier (but it is more sensitive to the gearing positioning errors).

4. Detecting the mechanical errors on the Antikythera Mechanism functional models – A mechanics quality criterion for their operation

Antikythera Mechanism is a unique geared measuring device. As it is a mechanical instrument, its study is also a subject of the *Instrumentation of the geared systems* which analyses the parameters, the behavior and the effects of the mechanical components of a geared device (Voulgaris et al., 2023b).

All of the geared devices suffer endogenous mechanical errors, **Figure 6**. The mechanical errors on the equatorial mounts of telescopes, on theodolites, on clocks, on the wavelength scales of spectrographs affect the operation, the measurements and the efficiency of these instruments. A general rule is that *“the final results which are calculated by a measuring instrument are affected by the instrument itself”*. Geminus in *Introduction to the Phenomena* (18.14) describing the calculation of the mean angular velocity of the Moon writes: *Λοιπὰ ἄρα ἐστὶ τὰ ἐκφυγόντα τὴν τῶν φαινομένων διὰ τῶν ὀργάνων παρατήρησιν μιᾶς μοίρας πρῶτα ἑξήκοστα καὶ δεύτερα ι’* (*the rest fractional part of 0° 21’ 10”, apparently escapes observation by instruments*, see Manitius 1898; Spandagos 2002; Bowen and Goldstein 1996). The errors define the final limits on the precision of an instrument. A better quality instrument presents smaller errors, i.e. smaller deviation from the theoretical calculations, resulting in a better approach to Reality. The errors define the final limits on the measurement process of an instrument, because they *“blur”* the results as a lens with aberrations projects with low sharpness and contrast the image of an object (Hecht 2015).




Figure 6: “Bronze: the Real World vs Red: the digital ideal world”. A broken gear of an old clock (it has four arms like the gear-b1). The bottom right quadrant of gear was broken many times and repaired again using adhesive alloy of tin/lead. The gear has very low eccentricity, but as it can be resulted by the figure, the cause of the frequent damage of the gear was the dividing error during the 72 teeth formation/process, probably created by the error of eccentricity of a part of the dividing machine at that era (an ideal, without errors, digital gear was sketched in red color using Computer-Aided Design-CAD software and was positioned and aligned just on the bronze gear photo). In the areas depicted by arrows A and B, the theoretical and the formatted teeth position are in perfect agreement (phase difference 0). A phase difference gradually appears in arrows C (phase difference $\approx\pi/3$) and D (phase difference $\approx\pi/2$ -half tooth, see insert). Due to the positioning error, the teeth of gear were stressed by the steel teeth of the previously engaged smaller (and high torque) gear. The image was captured by an optomechanical system in advantage of low opto-geometrical distortions and minimized parallax, designed/constructed by the first author (Voulgaris et al., 2018a).

The main mechanical errors of the geared devices are the gears' and axes' eccentricities and the gear teeth random non-uniformity (Herrmann 1922; Muffly 1923; Voulgaris et al., 2023b). The error of eccentricity appears when the axis of rotation (of a gear or of a shaft or both of them) does not coincide to the axis of symmetry, i.e. the rotation axis is not at the center of gear i.e. the gear has a shorter and a larger radius. The eccentricity affects the position of the pointers and the constant angular velocity, e.g. in the gear of the minute indicator of a clock, makes the indicator rotate periodically faster for its half period (shorter gear radius) and slower for its second half period (larger gear radius).

The endogenous mechanical errors on the Antikythera Mechanism, especially the error of the eccentricity (in several values around to 0.1-0.3mm and directions e.g. on gear m2 the probable effect of eccentricity can be detected, see Fig. 8 in Voulgaris et al. 2023b) or the random non-uniformity on the gear teeth could be existed in any of the Mechanism's gears, but as the preserved parts are deformed and shrunk and other parts are partially preserved or missing, a relative information cannot be retracted. The tooth by tooth motion transmission between gears in triangular shape teeth also presents a broken/intermittent motion (see Fig. 7 in Voulgaris et al., 2023b).

The eccentricities and the random non-uniformity of the gear teeth affect the final position of the pointers (Edmunds 2011; Voulgaris et al., 2023b), because they create positioning errors around to $\pm(1^\circ-3^\circ)$ or $\pm 4^\circ$, as a deviation of the pointers by their theoretical position. Especially the tooth non-uniformity on a gear which is positioned close to the end of gearing (i.e. close to the pointers) also creates positioning errors that can be much higher. The motion transmission of gears in triangular shape is "broken" and it also affects the pointers' position (see Voulgaris et al., 2023b, Fig. 7 and the video *Triangular vs involute gear teeth sound recording* <https://www.youtube.com/watch?v=h-qpXYK3bls>)

The theoretical position of the Mechanism's pointers *versus* time can be predicted by a digital 3D simulation, as the mechanical errors or friction or other constructional mismatches do not exist and the digital gears/pointers operate in an ideal and perfect mechanical world.

The eclipse events, especially the events located too close - out or inside - the ecliptic limit boundary are affected by the constructional errors of the Mechanism (Voulgaris et al., 2023b). Due to the (hypothetical, but very probable) gears' errors, the Draconic pointer deviates by the theoretical position. In the case that the theoretical position of the Draconic pointer is located between the ecliptic zone (= eclipse event) but too close to an ecliptic limit, due to the errors, the pointer can aim out of the limits (= no event) and vice versa (see Figure 10 in Voulgaris et al., 2023b).

The existed effect of the errors well explains the absence of some of the (theoretically calculated) eclipse events (missing event) or the existence of some of the events that should not exist according to the theoretical calculations (additional event).

The gear(s') eccentricity can also affect the Draconic pointer position relative to the Node: E.g. when its theoretical position is located just on Node, the mechanical errors can alter its final position (before/after, i.e. northern/southern) of Node. Therefore, the classification of the eclipse events (relative to the Node), can be affected by the endogenous gearing errors of the instrument (see **Figures A2-A5 in Appendix-A**).

Finally, each instrument is followed by “*its personal errors*”, (see Figure 4 in Voulgaris et al., 203b). In different instruments, the eclipse events’ sequence and classification can slightly differ, as also can deviate by the theoretical classification (calculated by the imaginary ideal/perfect device), see **Table 6**.

The errors on the pointers’ position (Lunar Disc, Golden sphere and Draconic) of a functional reconstructed model of Antikythera Mechanism can be detected and measured by checking the deviation between the (theoretical) position of the pointers during characteristic phase/antiphase time coordination and the pointers’ current position for the same time span. We call this arithmetical resonance as “*The Key Time Points for Mechanism’s pointers*” dedicated for Metonic and Saros cycles. This is a mechanics criterion for the quality evaluation of a functional model of the Mechanism, see **Table 2**.

Table 2: The arithmetical resonance of the lunar and solar-tropical cycles’ in 0, $\pi/2$ or π phase, for Metonic and Saros periods, can be used as a quality criterion of a functional model of Antikythera Mechanism: by checking pointers’ deviated position from the arithmetical resonance cycle phase (theoretical position). The following calculations based on the starting date of the Antikythera Mechanism pointers on 22/23 December 178 BC: New Moon at Apogee (*pin&slot* starts at Apogee), Golden sphere-Sun and Lunar Disc pointer at 1st day of Capricorn, Draconic pointer at Node-A (Descending) (Voulgaris et al., 2023a, 2023b and 2023c). In specific cycles, the phase correlation in 0 or π or $\pi/2$ (should be) appeared on the Mechanism pointers. The mechanical errors create small or larger deviations by the cycles’ phase coordination.

QUALITY CRITERION I: KEY TIME POINTS FOR METONIC CYCLE		
Percentage of Metonic cycle	Synodic cycle (Lunar Disc pointer) vs Solar Tropical year (Golden sphere) Key Time points	Sidereal cycle vs Solar Tropical year Key Time points (New Moon, Sun start from 1st Capricorn)
Full Metonic cycle 19^y, 235 Synodic, 254 Sidereal	After 235 repositions of Lunar Disc pointer to Golden sphere (starting from 1 st Capricorn), the Sun pointer must return to its starting position, 1 st Capricorn	After 254 full rotations of Lunar Disc pointer (starting from 1 st Capricorn), the Sun pointer must return to its starting position, 1 st Capricorn
Half Metonic cycle 9.5^y, 117.5 Synodic, 127 Sidereal	After 9.5 years, the Sun pointer must rotate 9+0.5 turns (= in opposite position to 1 st Capricorn). 117+0.5 repositions of Lunar Disc pointer (= opposite position to Golden sphere)	After 127 full rotations of Lunar Disc pointer (sidereal cycle starts from 1 st Capricorn), the Sun pointer must rotate 9+0.5 turns (= opposite position to 1 st Capricorn). Full Moon at 1 st Capricorn
¼ Metonic cycle 4.75^y, 58.75 Synodic, 63.5 Sidereal	After 58+0.75 repositions of Lunar Disc pointer (= Last quarter), the Sun pointer must aim at 90° before 1 st Capricorn	After 63+0.5 rotations of Lunar Disc pointer (= opposite position to 1 st Capricorn), the Sun pointer must aim at 90° before 1 st Capricorn
¾ Metonic cycle 14.25^y, 176.25 Synodic, 190.5 Sidereal	After 176+0.25 repositions of Lunar Disc pointer (= First quarter), the Sun pointer must aim 90° after 1 st Capricorn	After 190+0.5 rotations of Lunar Disc pointer (= opposite position to 1 st Capricorn), the Sun pointer must aim 90° after 1 st Capricorn
QUALITY CRITERION II: KEY TIME POINTS FOR SAROS CYCLE		
Percentage of Saros cycle	Repositions of Lunar Disc pointer to Golden sphere, Synodic cycle vs Draconic cycle - Key Time points	Repositions of Lunar Disc pointer to Golden sphere, Synodic cycle vs Anomalistic cycle - Key Time points
Full Saros 18.02978^y 223 Synodic, 242 Draconic, 239 Anomalistic	After 223 repositions of Lunar Disc pointer to Golden sphere, the Draconic pointer (after 242 full rotations) must return to Node-A	After 223 repositions of Lunar Disc pointer to Golden sphere, the <i>Pin</i> (after 239 full rotations of gear-k2) must return at <i>Apogee</i> pin in its largest distance from gear-k2 center
Half Saros - Sar 111.5 Synodic,	After 111+0.5 repositions of Lunar Disc pointer to Golden sphere (= opposite position to Golden sphere), the	After 111+0.5 repositions of Lunar Disc pointer to Golden sphere (= opposite position to Golden sphere), the <i>Pin</i> (after

121 Draconic, 119.5 Anomalistic	Draconic pointer must return to Node-A (after 121 full rotations). Full Moon at Node-A	119+0.5 rotations of gear k1) must be in the shortest distance from center of gear-k2 (<i>Perigee</i>)
$\frac{1}{4}$ Saros 55.75 Synodic, 60.5 Draconic 59.75 Anomalistic	After 55+0.75 repositions of Lunar Disc pointer to Golden sphere (= last quarter), the Draconic pointer must aim at Node-B (after 60+0.5 rotations)	(-) (the phase of 0.75 Anomalistic cycle it cannot be defined on the <i>Pin&Slot</i> system, see Fig. 16 in Voulgaris et al., 2018b)
$\frac{3}{4}$ Saros 167.25 Synodic, 181.5 Draconic 179.25 Anomalistic	After 167+0.25 repositions of Lunar Disc pointer to Golden sphere (= first quarter), the Draconic pointer must aim at Node-B (after 181+0.5 rotations)	(-) (the phase of 0.25 Anomalistic cycle it cannot be defined on the <i>Pin&Slot</i> system see Fig. 16 in Voulgaris et al., 2018b)

The ancient Craftsman could probably have used them in order to (periodically) check and correct the pointers' position by a minor rotation in a small angle of their corresponding scales (Zodiac month ring and hypothetical Draconic scale). He could also slightly change the direction of the Golden sphere pointer/Sun ray to a specific subdivision (day) of the Zodiac month ring (by slightly aiming the Sun pointer to the correct subdivision).

5. Revised ecliptic limits and eclipse events

For the recalculation of the eclipse events we recalibrated *DracoNod(-V2)* visualization program (Voulgaris et al., 2023b) by revising the ecliptic limits³ in order to improve the best match to the preserved eclipse events, see **Figure 7**. The program's revision gives answers regarding to the controversial index letter cursive **Ω** (Freeth 2019; Iversen and Jones 2019), which is engraved on the Back Plate Inscription (BPI of Fragment F, L.31), see at the end of **Table 3**:

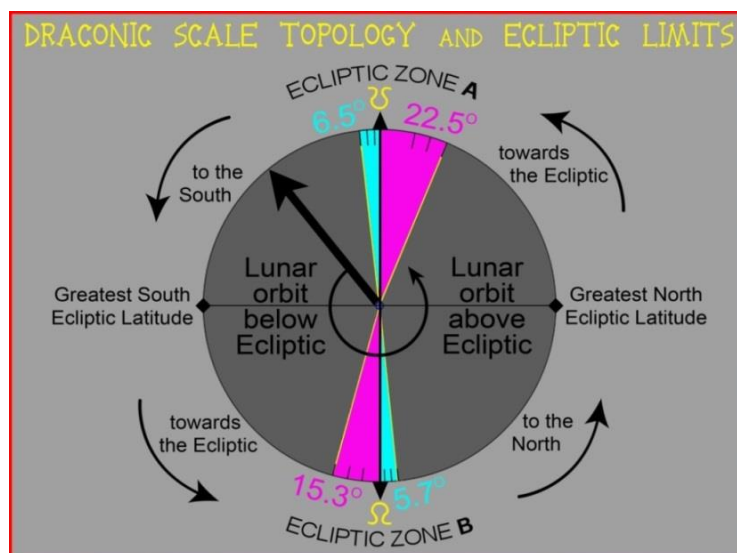


Figure 7: The Draconic scale topology. The Line of Nodes divides the scale to the left hemisphere, representing the lunar orbit below Ecliptic (Southern) and to the right hemisphere - lunar orbit above Ecliptic (Northern). The revised ecliptic limits, according to the preserved eclipse events, are also sketched. Each ecliptic zone is divided in six unequal Sectors + a linear sector(s)-area of Node, related to the eclipse events' classification (see **Section 6**, **Table 5**, **Figures 9** and **10**, and **Figures A2-A5** in **Appendix-A**). (Here the Sectors are presented in "deformed" position due to the gearings' errors).

³ The ecliptic limits define the boundary of the Ecliptic zone. When the New Moon/Full Moon is located inside the ecliptic zone, a solar or lunar eclipse occurs, see Green 1985; Smart 1949.

Ecliptic Zone A: 6.5° South (CCW) and 22.5° North (CW) from Node-A,
Ecliptic Zone B: 5.7° North (CCW) and 15.3° South (CW) from Node-B, (both include the gearing errors). Mean values: **18.9° before Nodes** and **6.1° after Nodes**, and they are common for the lunar and solar eclipses.

The eclipse events recalculated via *DracoNod-V2* visualization program (Voulgaris et al., 2023b) by applying the revised ecliptic limits and the equation 223 synodic months = 242 draconic months (= 239 Anomalistic months). The revised eclipse events are presented on **Table 3** and in **Figure 11**.

Table 3: The revised Saros spiral eclipse events reconstruction using authors' *DracoNod-V2* program (Voulgaris et al., 2023b). The 64 total eclipse events are presented according to the new cell numbering (Voulgaris et al. 2021). The *Ecliptic Zone A/B* (ez-A/B) is defined by the Node: A- ϑ /B- δ). Preserved letters in bold (Freeth 2014 and 2019; Anastasiou et al., 2016a; Pakzad 2018; Iversen and Jones 2019). *DracoNod-V2* starts with the New Moon at Node-A and at Apogee (Voulgaris et al., 2023a, 2023b, 2023c). The Index letters of some lost solar eclipse events are preserved on the events' classification on the Back Plate Inscriptions (BPI) (Freeth 2014 and 2019; Anastasiou et al., 2016a; Pakzad 2018; Iversen and Jones 2019), and this is a proof of their existence on the cells of Saros spiral (see also **Figure 11**). Regarding the controversial index letter cursive **Q** see at the end of table.

Event #	Event index letter (numbered cells)	New cell numbering (Voulgaris et al., 2021)	Preserved Eclipse events on Saros cells	Revised Eclipse events generated by <i>DracoNod-V2</i>	Moon position relative to the Node or ecliptic limit/ comments
1 <u>Saros begins</u>	[A1] (1)	Cell-1 ΜΕΓΙΣΤΗ ΗΛΙΟΥ ΕΓ'ΑΕΙΨΙΣ	Non preserved Cell	Sun, <i>Longest Annular Solar eclipse</i> (ez-A)	Saros cycle begins. New Moon at Node-A ϑ and at Apogee
2, 3	B1 (2) (BPI)	Cell-7	Moon, Sun	Moon (ez-A) Sun (ez-B)	
4	Γ1 (3)	Cell-12	Sun	Sun (ez-A)	New Moon at ecliptic limit see Figure A6
5	[Δ1] (4)	Cell-13	Non preserved Cell	Moon (ez-B)	
6	E1 (5)	Cell-19	Moon	Moon (ez-A)	
7	Z1 (6) (BPI)	Cell-24	Sun	Sun (ez-A)	
8	H1 (7)	Cell-25	Moon	Moon (ez-B)	Full Moon at Node-B δ
9	[Θ1] (8) (BPI)	Cell-30	Non preserved cells	Sun (ez-B)	
10	[I1] (9)	Cell-31		Moon (ez-A)	Full Moon close to ecliptic limit
11	[K1] (10) (BPI)	Cell-36		Sun (ez-A)	
12, 13	[Λ1] (11)	Cell-42		Moon (ez-A) Sun (ez-B)	New Moon close to Node-B δ
14, 15	[M1] (12)	Cell-48		Moon (ez-B) Sun (ez-A)	New Moon close to Node-A ϑ
16, 17	[N1] (13) (BPI)	Cell-54		Moon (ez-A) Sun (ez-B)	New Moon just right on ecliptic limit
18	[Ξ1] (14)	Cell-59		Sun (ez-A)	
19	[O1] (15)	Cell-60		Moon	Moon (ez-B)
20	Π1 (16)	Cell-66	Moon	Moon (ez-A)	Full Moon close to Node-A ϑ

21	P1 (17) (BPI)	Cell-71	Sun	Sun (ez-A)	
22	[Σ1] (18)	Cell-72	Non preserved Cell	Moon (ez-B)	Full Moon close to Node-B ♁
23	T1 (19) (BPI)	Cell-77	Sun	Sun (ez-B)	
24	Y1 (20)	Cell-78	Moon	Moon (ez-A)	Full Moon just right on ecliptic limit
25	[Φ1] (21) (BPI)	Cell-83	Non preserved cells	Sun (ez-A)	
26, 27	[X1] (22)	Cell-89		Moon (ez-A) Sun (ez-B)	New Moon too close to Node-B ♁
28, 29	[Ψ1] (23)	Cell-95		Moon (ez-B) Sun (ez-A)	
30	*[Ω1 cap.] (24). No relation to cursive Ω	Cell-101		Moon (ez-A)	*New Moon far out of ecliptic limit (≥ 5°), No solar eclipse event
31	[A2] (25)	Cell-106		Sun (ez-A)	
32	[B2] (26)	Cell-107		Moon (ez-B)	
33 Half Saros Cycle	Γ2 (27)	Cell-113 ΜΕΓΙΣΤΗ or ΤΕΛΕΙΑ ΣΕΛΗΝΗΣ ΕΓΓΛΕΥΣ		Moon New Sar period begins	Moon (ez-A) <i>Shortest Total Lunar eclipse</i>
34	Δ2 (28) (BPI)	Cell-118	Sun	Sun (ez-A)	
35	Ε2 (29)	Cell-119	Moon	Moon (ez-B)	
36, 37	Z2 (30) (BPI)	Cell-124	Moon, Sun	Moon (ez-A) Sun (ez-B)	Full Moon on ecliptic limit see Figure A6
38, 39	H2 (31) (BPI)	Cell-130	Moon, Sun	(-) <i>Missing event</i> Only Sun (ez-A)	Full Moon out of ecliptic zone (ez-B), gearing error
40, 41	Θ2 (32) (BPI)	Cell-136	Moon, Sun	Moon (ez-A) Sun (ez-B)	New Moon at Node-B ♁
42, 43	[I2] (33)	Cell-142	Non preserved cells	Moon (ez-B) Sun (ez-A)	New Moon close to ecliptic limit
44	[K2] (34)	Cell-148		Moon (ez-A)	
45	[Λ2] (35) (BPI)	Cell-153		Sun (ez-A)	
46	[M2] (36)	Cell-154		Moon (ez-B)	
47	[N2] (37)	Cell-159		Sun (ez-B)	
48	[Ξ2] (38)	Cell-160		Moon (ez-A)	Full Moon close to Node-A ♁
49	[O2] (39)	Cell-165		Sun (ez-A)	
-	No index letter	Cell-166	Event doesn't exists	(Moon) (Additional event) One Sar after Cell-54	Full Moon at same ecliptic latitude with New Moon of Cell-54
50, 51	Π2 (40) (BPI)	Cell-171	Moon, Sun	Moon (ez-A) Sun (ez-B)	
52, 53	P2 (41) (BPI)	Cell-177	Moon, Sun	(-) <i>Missing event</i> (ez-B), Only Sun (ez-A)	Full Moon out the ecliptic zone (gearing error). New Moon at Node-A ♁
54,	Σ2 (42)	Cell-183	Moon	Moon (ez-A)	New Moon

55	(BPI)		Sun	Sun (ez-B)	at Node-B Ω
56	T2 (43)	Cell-189	Moon	Moon (ez-B) and (Sun) (Additional event)	New Moon just on ecliptic limit. (Indeterminacy or gearing error)
57	[Y2] (44)	Cell-195	Non preserved cells	Moon (ez-A)	
58	[Φ2] (45) (BPI)	Cell-200		Sun (ez-A)	
59	[X2] (46)	Cell-201		Moon (ez-B)	Full Moon at Node-B Ω
60	[Ψ2] (47)	Cell-206		Sun (ez-B)	
61	*[Ω2 cap.] (48). No relation to cursive Ω2	Cell-207		Moon (ez-A)	
62	*λ[A3] (49) (BPI)	Cell-212		Sun (ez-A)	
63, 64	*Ω [B3] (50) (BPI)	Cell-218		Moon (ez-A) Sun (ez-B)	
<p>* According to <i>DracoNod-V2</i>, New Moon on Cell-101/index letter omega-1 is far out of the Ecliptic limit, therefore does not exist a solar eclipse event on Cell-101. Additionally, on Cell-207 (omega-2) there is no solar eclipse event. Therefore, the cursive omega Ω in BPI cannot be connected with Cell-101/index letter omega-1 and Cell-207/index letter omega-2. Therefore, Cell-101/omega-1 can be related to the last index letter Ω1 (capital), as also Cell-207/omega-2 with Ω2 (capital). The preserved index letter cursive Ω (BPI) should be the 49th or 50th index letter (i.e. after the 48th index letter Ω2/Cell-207). The two last cells with events are Cell-212 and Cell-218; taking into account the second additional index letter λ (hooked A, see <i>Freeth 2014, 2019; Iversen and Jones 2019</i>), it seems that the ancient Craftsman took the first and the last letters of the Greek alphabet "A" and "Ω" in an "artistic form" (hooked Alpha λ and cursive Ω) and he used them for the 49th and 50th index number. In BPI events classification, <i>Freeth 2019</i> relates the order of the index letters to the distance from Node, in L.29 (<i>Freeth 2019, fig.1, 2, 6</i>) Ω, λ, Π2, K1, Z(2), Φ1: according to <i>DracoNod-V2</i>, New Moon on Cell-218 is further from Node than Cell-212, therefore Cell-218 should have the index letter Ω and Cell-212 the index letter λ. According to the authors' opinion the use of the last letter of the Greek alphabet Ω leaves no room for the use of other letters and it must be the last event.</p>					

The 64 total events in $[(2 \times 24) + 2] = (A1-...-\Omega1) + (A2-...-\Omega2) + (\lambda + \Omega) = 50$ cells, consist of 33 lunar eclipse events and 31 solar eclipse events. The revised results by *DracoNod-V2* are in agreement to the preserved eclipse events except the following four results (two missing and two additional events), that they can be well justified by the effect of the gearing errors (pointers' positional errors), as the moon index position on these events is too close to the ecliptic limit (in or out):

- 1) *Missing*: Cell 130 (H2) *DracoNod-V2* predicts only a solar eclipse, although a solar and a lunar eclipse are engraved on the cell, (according to *DracoNod-V2*, Full Moon is out of the ecliptic limit).
- 2) *Additional*: on Cell-166 *DracoNod-V2* predicts a Lunar eclipse, as one Sar before, i.e. Cell-54/N1, *DracoNod* predicts a solar eclipse event just right on the ecliptic limit [the index letter N1-solar eclipse is preserved on BPI, L.10(9)].
- 3) *Missing*: Cell-177 (P2), *DracoNod-V2* predicts only solar eclipse, although a solar and a lunar eclipse are engraved on the cell (according to *DracoNod-V2*, Full Moon is out of the ecliptic limit).
- 4) *Additional*: Cell 189 (T2) predicts an additional event (solar eclipse) although only a lunar eclipse is engraved (according to *DracoNod-V2*, New Moon just on the ecliptic limit).

Generally, the events Close-to/On/Out the Ecliptic Limit present a degree of uncertainty (or indeterminacy) due to the gearing errors. In different functional models of the Mechanism (which have different mechanical errors), these events can exist or not. The results at the limits of calculation are affected by the constructional limits of the instrument.

6. Eclipse events classification according to Eclipse Magnitude – Correlating the Eudoxus Papyrus to the BPI of the Antikythera Mechanism

On the Back Plate Inscription (Freeth 2014 and 2019; Anastasiou et al., 2016a; Iversen and Jones 2019), the words Μικραί-Βορείου-Μέσαι-Με[γά]λ<αι>-Νότον-Μέσαι-Νότου-Μικραί (Minor-North-Medium-Large-South-Medium-South-Minor, L.3, 8, 15, 28, 36 in Iversen and Jones 2019) are referred on the eclipse classification text, **Figure 8**. The order of these words presents a “mirror symmetry” to the word Με[γά]λ<αι>. Taking into account the words Βορείου (North) and Νότον (South), the two times repeated words Μικραί (Minor) and Μέσαι (Medium) related to Βορεία Μικραί/Βορεία Μέσαι (North of Node) and to Νοτία Μέσαι/Νοτία Μικραί (South of Node).

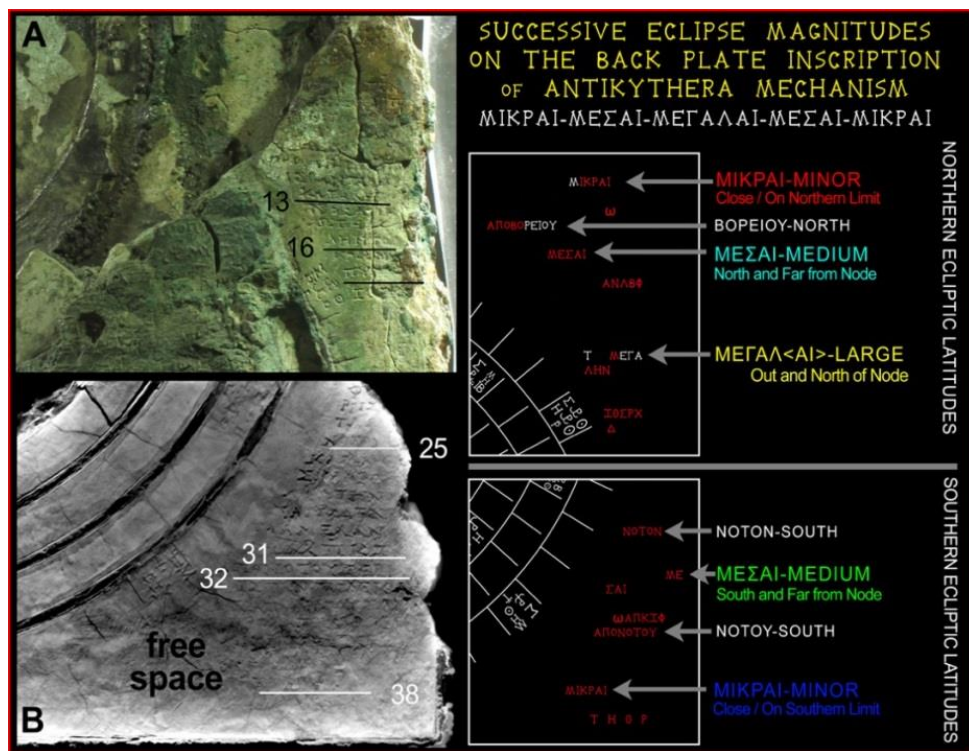


Figure 8: A) Close-up on the BPI of visual photograph of Fragment A2 (photo by first author). B) Multi-combined AMRP X-ray tomography of Fragment F1 at the area with the reserved Inscriptions. The tomography slices are oriented to the surface with inscriptions. The orientation and the slices are processed by the authors using Real 3D VolViCon software. The numbers correspond to the numbering of lines according to Iversen and Jones 2019. Note that there exists a free space at the left of lines 32-38. Right panel, the preserved words μικραί, βορείου, μέσαι, με[γά]λ<αι>, νότον, μέσαι, νότου, μικραί are presented according to their corresponding ordered position on Back plate in red (preserved) and white letters (see small differences on Freeth 2014 and 2019; Anastasiou 2016; Iversen and Jones 2019; Jones 2020). The order of these words presents a mirror symmetry relative to the word με[γά]λ<αι>, which is engraved only once.

⁴ In BPI is engraved (by mistake) με[γά]λ<αι> (singular) instead of με[γά]λαι (plural), see Iversen and Jones 2019, p. 480-481.

Contrary to the rest words for the eclipse magnitude characterization, the word Μεγάλοι (Large) is engraved only once and is related to the Northern eclipses⁵, although exists a free space for additional engraved inscriptions, if the ancient Craftsman wanted to repeat for a second time the sentence with the word Μεγάλοι for the Southern part of the ecliptic zone.

This leads us to conclude that the Μεγάλοι eclipses are engraved

- either regardless of the North/South of Node,
- either there are not detected the Νοτία Μεγάλοι - Southern Large eclipses and the ancient Craftsman did not include them on the BPI.

After a careful examination of the eclipse events' Draconic phase (calculated by *DracoNod-V2* program), there are not detected eclipse events that they could be classified as Νοτία Μεγάλοι – Southern Large eclipses, and this is a reasonable justification for why the ancient Craftsman does not refer in BPI the word Μεγάλοι (Νοτία) for second time⁶.

Today, a part of the solar eclipse classification in BPI and the full text for the lunar eclipse classification is lost.⁷ The lost inscriptions for the solar eclipse classification should be engraved on the right free area between the two spirals, see **Figures 8** and **11**.

In Eudoxus papyrus (or *Ars Eudoxi*, in P. Par. 1, Ed. Blass 1887) written in 165/164 BC⁸, in col. XVIII, 10-15 and col. XIX, 1-5 is mentioned that when the Moon, the Node and the Sun located on the straight line, occurs **Μεγίστη ήλιου έγλειψις**⁹ (in singular, i.e. the only one Greatest solar eclipse occurs just right at Node, and the centers of the two celestial bodies coincides). When the Moon is *άποτέρω και άποτέρω*¹⁰ (on either side of the Node)¹¹, the solar eclipses are *ελάττους και ελάττους* (reduced eclipses occur away and on either side of Node).

The word **Μείζους/(Μείζονες**, Major in plural) is also referred (col. XIX, 11-15): *Αί δέ μείζους άψιδοειδεϊς* (the major solar/lunar eclipses appear in arch-shape, like a bridge), *αί δέ [ε]τ[ι] μείζους ώιοειδεϊς* (the major lunar eclipses appear in oval shape).

Moreover, the text separates the **Μείζους/Major** eclipses from the **Έλάσσους/reduced** eclipses: *Αί μέν ελάσσους μηνοειδεϊς, αί δέ μείζους άψιδοειδεϊς* (the reduced eclipses appear as meniscus, while the major eclipses appear in arch-shape). The difference between the meniscus and the arch-shaped configuration is focused on the thickness of the central area: *άψιδοειδεϊς* (arch-shaped eclipses) have a very thin central area, like an arch (see

⁵ In Iversen and Jones 2019, p. 476: *Άπό Θρακί<ου> πε[ρι]ίστανται δέ κ[αί] καταλήγο[υσι] προς Άπηλ[ι]ώτην, μεγάλ<αι>... From the Northwest they wheel about and also subside to the east; Large... i.e. the shadow begins visible from the Northwest and ends in the East: this direction concern Northern large eclipses.*

⁶ The solar eclipse event on Cell-218/G is the first event for Sector (Νοτία) Μέσαι – (Southern) Medium (the Draconic pointer is located at the limit between Southern Large and Southern Medium Sectors). The solar eclipse event on Cell-42/Λ1 is close to this limit.

⁷ Anastasiou et al., 2016a suggested that on the right side of Saros Dial is dedicated for all of the solar eclipses and at the left side for all of the lunar eclipses. A different approach and a different arrangement of back plate inscriptions is presented in Freeth 2014 (Fig. 9) and 2019 (Fig. 4).

⁸ Jones 1999.

⁹ See LSJ. The word *έγλειψις* is referred in Eudoxus papyrus, instead of the usual *έκλειψις*. On the Antikythera Mechanism the word *έγλειπτικοί* is preserved instead of *έκλειπτικοί* (Bitsakis and Jones 2016b, p.235).

¹⁰ In this text the word *άποτέρω* refers to eclipses out of Node/off-axis geometry, in a band area before/after a Node (ecliptic zone).

¹¹ See also Neugebauer 1975, p.686-689.

Figures A8 and A9), and it means that the Major eclipses are in very high eclipse magnitude/obscuration.

The word Μεγίστη¹² is directly related to the highest Eclipse Magnitude/Eclipse Obscuration¹³ (the centers of the Moon and the Sun coincides, max or full coverage), the word ἐλάττους with the lower/low/small Eclipse Magnitude/Obscuration) and the word Μείζους with eclipses of a bit less obscuration than Μεγίστη obscuration. The eclipse magnitude/obscuration according to Eudoxus papyrus follows the order: Μεγίστη, Μείζους, Ἐλάττους (before Node/North Far from Node) καὶ Ἐλάττους (after Node/South Far from Node), see **Table 4**.

Correlating the preserved words from Antikythera Mechanism BPI (μικραί, βορείου, μέσαι, με[γά]λ<αι>, νότον, μέσαι, νότου, μικραί) and the words/information from Eudoxus papyrus (Μεγίστη Ἐγλειψις and Μείζους/Μείζονες) and applying the ancient Greek Grammar, these words can describe all the kinds of the eclipse magnitudes, i.e. the Moon's position relative to the Node or Ecliptic limit see **Table 4**.

Table 4: Correlating the Eclipse Magnitude/Obscuration nomenclature according to Eudoxus papyrus (Blass 1887) and the BPI of the Mechanism (Freeth 2014 and 2019; Anastasiou 2016; Iversen and Jones 2019). The two nomenclatures present mirror symmetry (see **Figures A7 and A8 in Appendix-A**).

Eudoxus papyrus nomenclature and Description		Antikythera Mechanism Back Plate Inscription	
Ἐλάττους Minor/ reduced (plural)	(Before) Node/ Out and Far of Node (northern ecliptic latitudes)	Μικραί (L.3)	Βορεία Μικραί ἐγλείψεις Minor Northern eclipses
		Μέσαι (L.8)	Βορεία Μέσαι ἐγλείψεις Medium Northern eclipses
		Με[γά]λ<αι> (L.15/16) Lost inscriptions several Lines before L.1 (.....)	Βορεία Μεγάλοι ἐγλείψεις Northern Large Eclipses (.....)
Μεγίστη The Greatest (only one) ***** Μείζους Major (plural)	Just right at Node ***** About at Node (before/after)		
Ἐλάττους Minor/ reduced (plural)	(After) Node/ Out and Far of Node (southern ecliptic latitudes)	Μέσαι (L.28/29)	Νοτῖαι Μέσαι ἐγλείψεις Medium Southern eclipses
		Μικραί (L.36)	Νοτῖαι Μικραί ἐγλείψεις Minor Southern eclipses

The words Μεγίστη and Μείζονες missing from the BPI of the Mechanism: The probable option is the discrete reference for the one unique solar eclipse (event A1-Μεγίστη Ἐγλειψις) and the one lunar eclipse (event Γ2-Τελεία or Μεγίστη Ἐγλειψις), both occurred just at Node. This reference could have existed at the beginning of the right BPI column (solar eclipse events) and on the left BPI column (lunar eclipse events, today lost), see **Figure**

¹² Μεγίστη (greatest-superlative), μείζων (greater-comparative), μεγάλη (great-positive), see μέγας in LSJ. The word μεγάλοι (plural), include all the eclipses too close and on either side of the Node.
¹³ The magnitude of a solar eclipse is the fraction of the Sun's diameter that is covered by the Moon and the magnitude of lunar eclipse is the fraction of the Moon's diameter covered by the Earth's umbra. See an explanatory interactive app in GeoGebra <https://www.geogebra.org/m/SnZ7QGTJ>. The Eclipse obscuration is the fraction of the Sun's surface area covered by the Moon. Generally, an eclipse magnitude at 50% corresponds into 40% obscuration of the solar disc, at 75% into 68.5% obscuration, and at 25% into 14.5%.

11. As the Moon actually moves from west to east through the sky (stars and Sun) and the centers of Moon and Sun are perfectly (or about perfectly) coincided, a very probable description for the Greatest eclipse (just at Node) and the Major eclipses (about at Node) could be: Από Ζεφύρου ἄρχονται δε καὶ καταλήγουσιν πρὸς Ἀπηλιώτην, καὶ Μεγίστη καὶ Μείζονες, το δε χρώμα μέλαν (They begin from Zephyros-west and they end on Apeliotes-east, The Greatest eclipse and the Major eclipses, the color is black).

Ptolemy IV.6 (Heiberg 1898, p.302) refers the word **Τελεία** for a total lunar eclipse which is perfectly covered by the Earth's shadow (i.e. the Moon passes too close from umbra's center, therefore the Moon is on/too close to Node). When the Moon passes from umbra center (deep total lunar eclipse) the full lunar disc is totally red or beige. If the total lunar eclipse is not well centered, the parts of the lunar disc which are closer to the umbra limits are brighter than the rest parts of the lunar disc and a bright arc is visible during totality.

Cleomedes II.4 (Ziegler 1891) writes about the **Τελεία** (ἡλίου) ἔκλειψις: ... ἐν ταῖς τελείαις τῶν ἐκλείψεων, ὅτε ἐπὶ μιᾶς εὐθείας γίνεται τὰ κέντρα τῶν Θεῶν (the Perfect solar eclipses occur when the Centers of Gods aligned in a straight line), **Figure 9**. He also mentions (II.6) the words **τελείαι** for total and **μερικαί** for partial lunar eclipses.

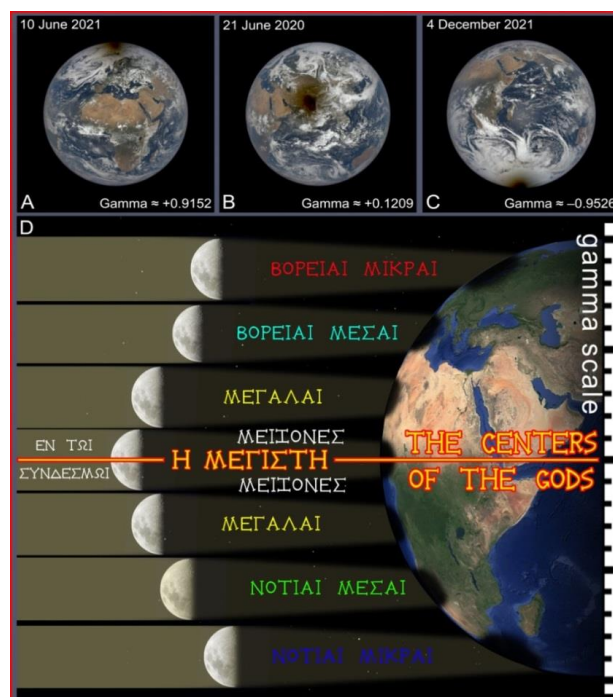


Figure 9: A, B, C, The shadow of the Moon as it was recorded in three different solar eclipses of 10 June 2021 (shadow around to North Pole), 21 June 2020 (central eclipse occurs at Tropic of Cancer) and 4 December 2021 (shadow around South Pole, see also **Figure A-9**) by the EPIC System of the DSCOVR Satellite by NASA from 1 million miles away. The position of the Lunar shadow as it crosses the Earth's surface depends on the distance of the Moon from the Node (which defines the eclipse Gamma, Meeus 1991 and 1997; NASA Eclipse Web Site¹⁴) and the Seasons, as they define the Declination of the Sun, **D**) The profiles of the lunar shadows (in different eclipse Gamma and not on scale), according to the new results of the Antikythera Mechanism eclipse classification by the present work. The red/yellow line depicts the *Centers of the Gods* according to Cleomedes' definition for the alignment on the straight line of the Sun-Moon-Earth's centers.

¹⁴ <https://eclipse.gsfc.nasa.gov/SEcat5/catalog.html>, see also the representative graphics in *Variations in Gamma*: <https://freehostspace.firstcloudit.com/steveholmes/saros/gamma1.htm>

7. Ecliptic Zone division in Sectors according to the eclipse events classification

Based on the integrated nomenclature of the seven words for the eclipse magnitudes, a correlation with specific areas on each of the ecliptic zones can be defined. Each of the two Ecliptic Zones A and B is divided in a linear area of Node named by the authors Ἐγλείψεις ἐπὶ τῆς τοῦ Συνδέσμου Χώρας (eclipses On/About-on the Area of Node) and in six unequal Sectors. The area Ἐγλείψεις ἐπὶ τῆς τοῦ Συνδέσμου Χώρας concerns i) the only one eclipse that occurs *Just right at Node*: **Μεγίστη [0]** and ii) eclipses that occur *About at Node* (before/after Node - regardless of North/South): **Μείζονες** (or **Μείζους**) [+ 0 -]. The six Sectors consist of: the **Sector-NL/Μικραὶ (Βορείαι) ἐγλείψεις**: *Close/On Northern Ecliptic Limit*, **Sector-NF/Μέσαι (Βορείαι) ἐγλείψεις**: *North and Far from Node*, **Sector-NCA/Μεγάλοι (Βορείαι) ἐγλείψεις**: *Out and North of the area of Node*, **SCA/Μεγάλοι (Νοτίαι) ἐγλείψεις**: *Out and South of the area of Node*, **Sector-SF/Μέσαι (Νοτίαι) ἐγλείψεις**: *South Far from Node*, **Sector-SL/Μικραὶ (Νοτίαι) ἐγλείψεις**: *Close/On Southern Ecliptic Limit*, **Table 5** and **Figure 10**. High magnitude eclipses present a high probability for detectability/visibility (also dependent on the season occurred).

Table 5: An integrated nomenclature for the solar and lunar Eclipse Magnitude/Obscuration based on the Antikythera Mechanism BPI and on Eudoxus papyrus. The pattern begins with the most important eclipses using the words Μεγίστη-The Greatest (maximum obscuration) and Μείζονες- Major (about maximum obscuration) and afterwards continues with the Northern parts of the ecliptic zone, and ends with the Southern parts. The most important eclipse Cell-1/A1, Η ΤΟΥ ΗΛΙΟΥ ΜΕΓΙΣΤΗ ΕΓΛΕΙΨΙΣ should be noted as a special reference-heading of the BPI right column and in the same manner Η ΤΗΣ ΣΕΛΗΝΗΣ ΤΕΛΕΙΑ (or ΜΕΓΙΣΤΗ) ΕΓΛΕΙΨΙΣ Cell-113/Γ2, the heading of the BPI left column. Based on this nomenclature, each ecliptic Zone (max epicenter angle $\approx 29^\circ$) is divided in six (five)¹⁵ unequal Sectors and a linear central area around the Line of Nodes, see **Figure 10**. The width in angle each of the Sectors depends on the defined percentage range of coverage (see last column). Note that the Μεγάλοι/Large eclipses present the large percentage range of $\approx 30\%$.

Sectors of Ecliptic Zone	BPI Nomenclature and ordered position for the Eclipse Magnitude	Moon position relative to Node/Ecliptic limit	Sectors of Ecliptic Zone	Eclipse magnitude ¹⁶
Area of Nodes	Ἡ τοῦ Ἡλίου Μεγίστη Ἐγλείψις The Greatest Eclipse ***** Μείζονες ἐγλείψεις Major Eclipses	Just right at Node ***** About at Node and on either side of Node, regardless of North/South	Line-0 ***** Linear area [+ 0 -]	100% (≥ 100 total) (93-99% annular) ***** $\approx 90-99\%$ (range $\approx 9\%$)
Northern Ecliptic latitudes	Μεγάλοι Βορείαι ἐγλείψεις Large eclipses	Out and North of the Area of Node Only Northern Large eclipses	Sector NCA (central band area of the ecliptic zone)	$\approx 60-90\%$ (range $\approx 30\%$)
	Μέσαι Βορείαι ἐγλείψεις Medium Northern eclipses	(only) North and Far from Node	Sector FN (area)	$\approx 40-50-60\%$ (range $\approx 20\%$)
	Μικραὶ Βορείαι ἐγλείψεις Minor Northern eclipses	Close/On Northern Ecliptic limit	Sector NL (area)	$\approx 10-40\%$ (range $\approx 30\%$)
Southern Ecliptic latitudes	Μέσαι Νοτίαι ἐγλείψεις Medium Southern eclipses	(only) South and Far from Node	Sector FS (area)	$\approx 40-50-60\%$ (range $\approx 20\%$)
	Μικραὶ Νοτίαι ἐγλείψεις Minor Southern eclipses	Close/On Southern Ecliptic limit	Sector SL (area)	$\approx 10-40\%$ (range $\approx 30\%$)

¹⁵ In BPI there is not Sector for Southern Large eclipses, probably because were not detected such eclipse events (according to *DracoNod* program).

¹⁶ See the interactive app in GeoGebra <https://www.geogebra.org/m/SnZ7QGtJ>.

The eclipse zone division is (about/as possible) calibrated according to the preserved index letters classification, but as the gearing errors alter/("deform") the pointers' position, they create some declinations or mismatches, see **Figure 10** and **Figures A2-A5** in **Appendix-A**). The eclipse events classification is presented on **Table 6**, considering a perfect instrument without mechanical errors.

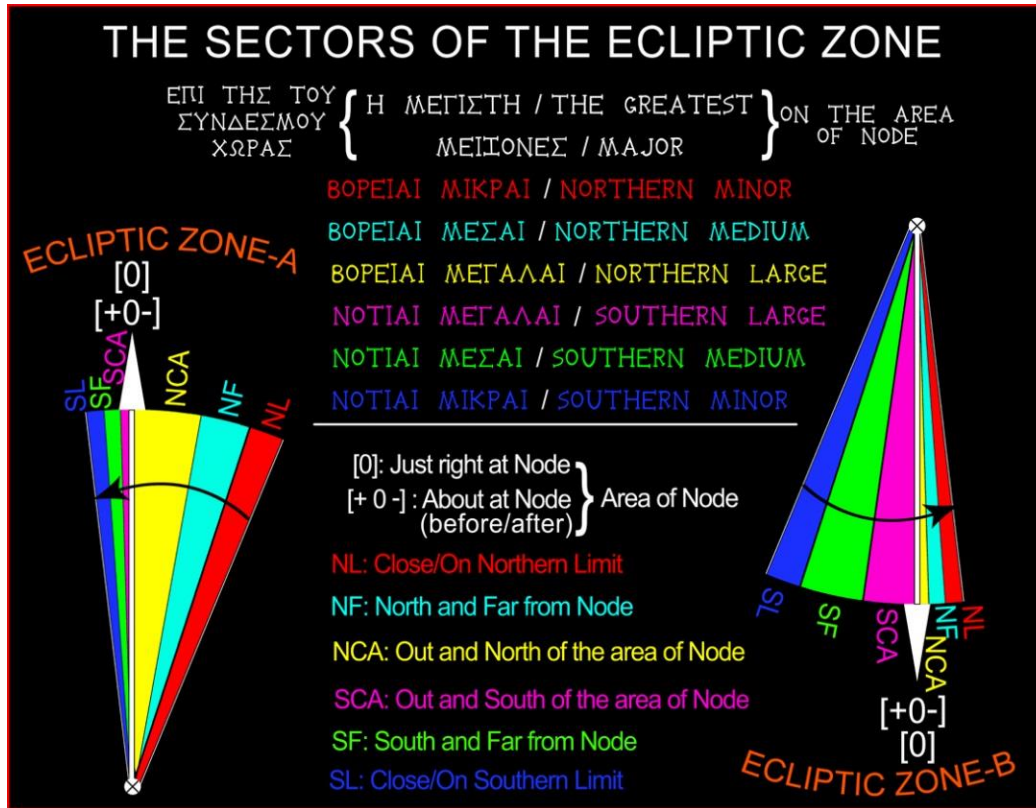


Figure 10: The Ecliptic Zones A and B are divided in the (linear band) Area of Node and in six unequal Sectors. The Μεγίστη (The Greatest) and Μείζονες (Major) eclipses occurred on/close to the linear band of Node (white line). The southern parts of the Ecliptic Zone-A (♊) are suppressed as also the northern parts of the Ecliptic Zone-B (♋). Note that the boundaries for each of the six ecliptic Sectors cannot be defined in precision because the gearing errors alter the Draconic pointer position changing the events' classification, see **Figures A2-A5** in **Appendix-A**.

8. Epilogue

The authors' hypothesis for the correlation of Fragment A to Fragment D(*raconic*) and the existence of the Draconic cycle as the fourth lunar cycle on the Antikythera Mechanism, creates a number of consequences, impacts, results and data. *Richard Feynman* in his lecture "*The Key to Science*"¹⁷ mentions that any hypothesis can be accepted as correct if it justifies the consequences (the implications) and agrees with the experimental results. The authors still remain cautious and wary introducing hypotheses for the Antikythera Mechanism, but they have not found arguments in order to reject the hypothesis of the Draconic cycle on the Antikythera Mechanism. On the contrary, the Draconic gearing existence on the Antikythera Mechanism justifies a number of results, gives answers to many questions and also explains the eclipse events' specific sequence **Figure 11**.

¹⁷ <https://www.youtube.com/watch?v=NmJZr6FGJLU>

Table 6: The theoretical (without gearing errors) solar and lunar eclipse events' classification calculated according to the 5+2 Sectors of the ecliptic zone(s) based on *DracoNod-V2*. Colored events according to the (well) preserved index letters on Back plate inscription (Freeth 2014 and 2019; Anastasiou 2016; Iversen and Jones 2019; Jones 2020). A special reference for Μεγίστη solar eclipse and a special reference for Τελεία lunar eclipse are added. The deviations between theoretical and the engraved events' classification can be justified by the gearing errors, the gear teeth non-uniformity and the "deformed" ecliptic limits due to the gearing errors. Note that the ecliptic zone Sectors are not in equal angular dimensions.

Solar eclipse classification							
BPI	ΒΟΡΕΙΑΙ ΜΙΚΡΑΙ	Α2, Ν1, Λ2, Β1, Φ2 ΒΟΡΕΙΑΙ ΜΕΣΑΙ	Ζ1, Θ2, Σ2, Ρ1, Χ1, Δ2 ΜΕΓΑΛΑΙ	MISSING/LOST HEADING Right BPI (solar) Left BPI (lunar)	Non engraved in BPI	Ω, ρ, π2, κ1, ζ2, φ1 ΝΟΤΙΑΙ ΜΕΣΑΙ	Τ1, Η2, Θ1, Ρ2 ΝΟΤΙΑΙ ΜΙΚΡΑΙ
New Moon on Ecliptic zone Sector	Sector NL Close to/(On) Northern Ecliptic Limit ΒΟΡΕΙΑΙ ΜΙΚΡΑΙ Northern Minor	Sector NF North and Far from Node ΒΟΡΕΙΑΙ ΜΕΣΑΙ Northern Medium	Sector NCA Out of Node ΒΟΡΕΙΑΙ ΜΕΓΑΛΑΙ Northern Large	Area of Node [0] Η ΤΟΥ ΗΛΙΟΥ ΜΕΓΙΣΤΗ ΕΓΛΕΙΨΙΣ The Greatest New Moon just right at Node ΜΕΙΖΟΝΕΣ [+ 0 -] ΕΓΛΕΙΨΕΙΣ/Major New Moon before/after Node	Sector SCA Out of Node ΝΟΤΙΑΙ ΜΕΓΑΛΑΙ Southern Large	Sector SF South and Far from Node ΝΟΤΙΑΙ ΜΕΣΑΙ Southern Medium	Sector SL Close to/On Southern Ecliptic limit ΝΟΤΙΑΙ ΜΙΚΡΑΙ Southern Minor
	12-Γ1, 54-Ν1, 59-Ξ1	7-Β1, 106-Α2, 153-Λ2, 200-Φ2	24-Ζ1, 36-Κ1, 71-Ρ1, 83-Φ1, 89-Χ1, 118-Δ2, 130-Η2, 136-Θ2, 165-Ο2, 183-Σ2, 212-Ζ(Α3)	THE GREATEST 1-Α1 MAJOR 48-Μ1, 177-Ρ2	! No Solar eclipse events occurred on Sector SCA according to <i>DracoNod</i> program	42-Λ1, 95-Ψ1, 124-Ζ2, 142-Ι2, 171-Π2, 218-Ω(Β3)	30-Θ1, 77-Τ1, 159-Ν2, 206-Ψ2
Lunar eclipse classification (lost)							
Full Moon on Ecliptic zone Sector	Sector NL Close/(On) Northern Ecliptic Limit ΒΟΡΕΙΑΙ ΜΙΚΡΑΙ Northern Minor	Sector NF North Far from Node ΒΟΡΕΙΑΙ ΜΕΣΑΙ Northern Medium	Sector CA Out of Node ΜΕΓΑΛΑΙ Large	Area of Node [0] Η ΤΗΣ ΣΕΛΗΝΗΣ ΜΕΓΙΣΤΗ (or ΤΕΛΕΙΑ) ΕΓΛΕΙΨΙΣ The Greatest Full Moon just right at Node ΜΕΙΖΟΝΕΣ [+ 0 -] ΕΓΛΕΙΨΕΙΣ/Major Full Moon before/after Node	Sector SCA Out of Node ΝΟΤΙΑΙ ΜΕΓΑΛΑΙ Southern Large	Sector SF South Far from Node ΝΟΤΙΑΙ ΜΕΣΑΙ Southern Medium	Sector SL Close to/ On Southern Ecliptic limit ΝΟΤΙΑΙ ΜΙΚΡΑΙ Southern Minor
	119-Ε2, 124-Ζ2, 171-Π2, 218-Ω(Β3)	7-Β1, 42-Λ1, 89-Χ1, 136-Θ2,	19-Ε1, 54-Ν1, 72-Ζ1, 101-Ω1, 148-Κ2, 154-Μ2, 183-Σ2, 195-Υ2	THE GREATEST 113-Γ2 25-Η1, 66-Π1, 160-Ξ2, 201-Χ2		13-Δ1, 60-Ο1, 107-Β2, 189-Τ2, 207-Ω2	31-Ι1, 48-Μ1, 78-Υ1, 95-Ψ1, 142-Ι2, 177-Ρ2

The absence of the fourth lunar cycle from the Mechanism creates incomplete information for the position of the Moon, as the lunar ecliptic latitude is not represented.

- Why did the ancient Craftsman represent in his creation the three out of four well known lunar cycles, omitting the fourth very important cycle, which is the key for the eclipse events calculation?

- Why did the ancient Craftsman avoid representing the Lunar position on/above/below Ecliptic, cutting out important information about the exact position of the Moon in the sky?

The hypothesis of the Draconic gearing creates a crucial implication for the Antikythera Mechanism: the eclipse events were “artificially” created via a pure mechanical procedure,

by only using the Antikythera Mechanism and without the need of a non-directly related information:

The ancient Craftsman created a device in order to measure the time, to detect future astronomical and social events, based on the lunar motion/cycles, as the social life of the ancient Greeks was dependent and regulated by the Moon (synodic month, calendars, even the begin of the athletic Games).

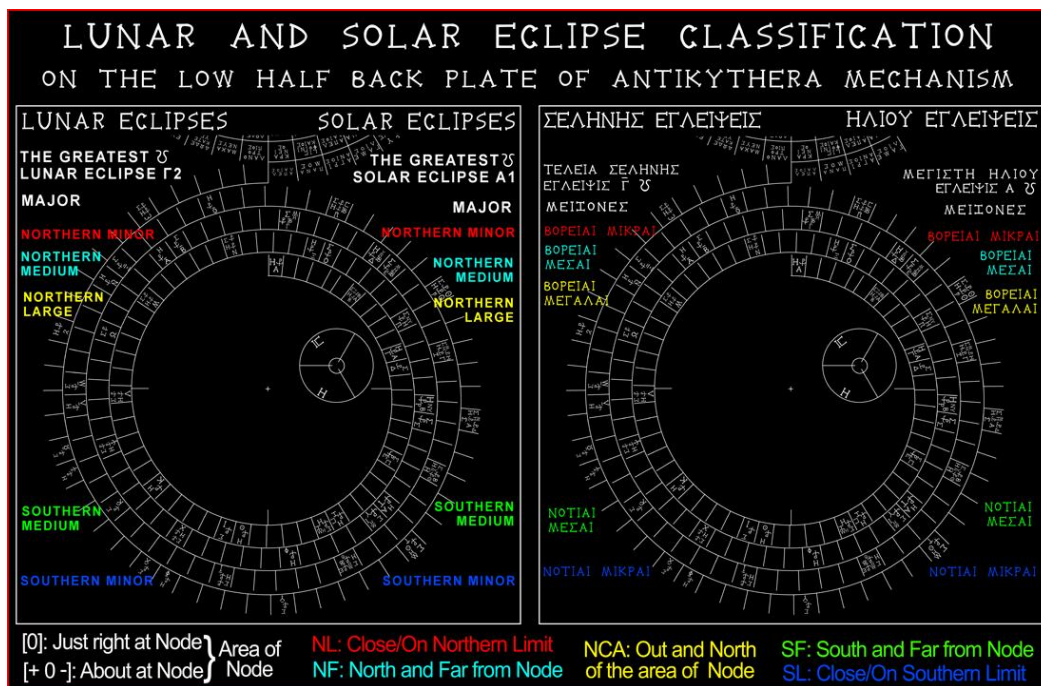


Figure 11: The revised eclipse events’ distribution on cells of the Saros spiral (according **Table 3**). The Saros cells were re-numbered according to Voulgaris et al., 2021. The solar eclipse events classification is distributed on the bottom right half of the Back plate and the lunar eclipse events on the bottom left half according to the preserved BPI, and following the eclipse magnitude words’ pattern μικράι-μέσαι-με[γά]λ(αι)-μέσαι-μικράι. The phrase Η ΤΟΥ ΗΛΙΟΥ ΜΕΓΙΣΤΗ ΕΓΛΕΙΨΙΣ (or the only one word ΜΕΓΙΣΤΗ) + index letter Α and afterwards the word ΜΕΙΖΟΝΕΣ are engraved as headings on right BPI column, and Η ΤΗΣ ΣΕΛΗΝΗΣ ΤΕΛΕΙΑ ΕΓΛΕΙΨΙΣ (+ index letter Γ2 - Γ circumflex) and afterwards the word ΜΕΙΖΟΝΕΣ are engraved as the headings of the left BPI column. The eclipse events sequence starts with *The Greatest Solar Eclipse* (New Moon at Node and at Apogee, see Voulgaris et al., 2023a, 2023b and 2023c) at the last day of month/Cell-1. After one Sar (half Saros) the Lunar eclipse event on Cell-113 occurs just right at Node-A and therefore it is a Total Lunar eclipse, perfectly centered to the Earth’s shadow (Full Moon at Perigee and at Node, Voulgaris et al., 2021 and 2023a; Meeus 1997, p.110-112), named *The Perfect Lunar Eclipse*. The 62th event (solar eclipse) Ϻ[A3] is on Cell-212 (49th cell with event), and the 63/64th events on Cell-218 Ω[B3] (50th cell with event) (see **Table 3**).

In order to achieve this task, the ancient Craftsman introduced to his device the representation of the four lunar cycles. At this time he didn't know exactly what the eclipse events' sequence was. After the initial calibration of the Mechanism's pointers, he started to rotate the Input of the Mechanism, the Lunar Disc, by aiming successively to the Golden sphere–New Moon and in the opposite direction–Full Moon. At the same time he checked the position of the Draconic pointer–Lunar ecliptic latitude, at the right side of the Mechanism; if the pointer was inside the ecliptic zone, he engraved the symbol H (solar eclipse) or Σ (lunar eclipse) (Freeth et al., 2006 and 2008) on cell in which the Saros pointer aimed, as also the number (index letter) of the cell with event(s) and the hour of the event occurred (Voulgaris et al., 2023b, p.22-25). If the Draconic pointer was out of an ecliptic zone, the Saros cell remained blank.

As the eclipse events of the Saros spiral are not real observable events, but they were mechanically generated via the Antikythera Mechanism's gears and pointers which include inherent errors, a deviation from reality can be justified.

APPENDIX-A

Using the revised *DracoNod* program (Voulgaris et al., 2023b) we present the eclipse events which correspond to the preserved classification index letters on the BPI of fragments A and F (Freeth 2014 and 2019; Anastasiou et al., 2016b; Iversen and Jones 2019; Jones 2020). The ancient astronomers directly correlated the Draconic cycle phase to the eclipse magnitude (today, the Anomalistic phase is also included, as it also affects the eclipse magnitude). The program starts with the end of Cell-1, and the three lunar cycles Synodic, Draconic and Anomalistic, were set on New Moon at Node-A (and at Apogee). Afterwards, according to **Table 3**, the solar eclipse preserved classified events detected. *DracoNod* presents the Draconic cycle phase of New Moon (and Full Moon) for the corresponding index letters of the events.

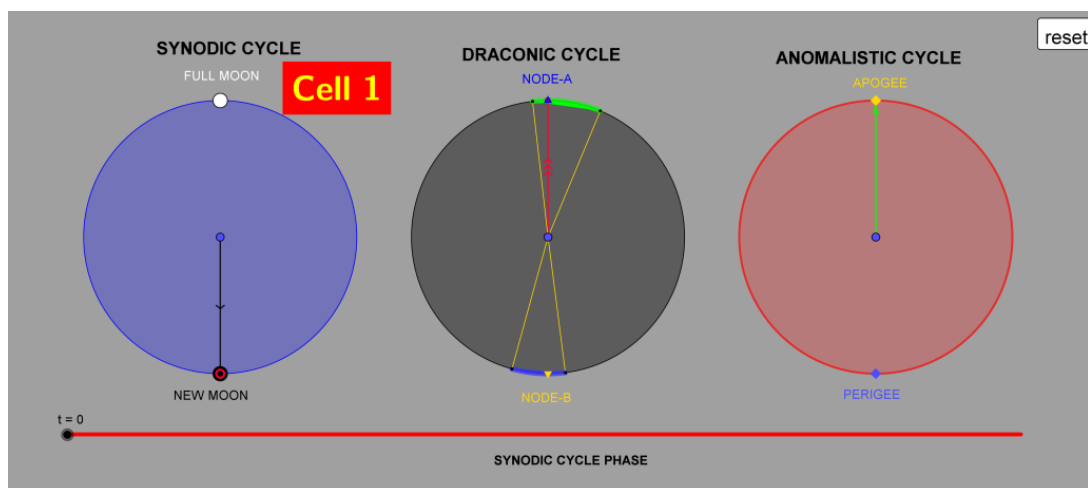


Figure A1: DracoNod starts with New Moon at Node-A and at Apogee.

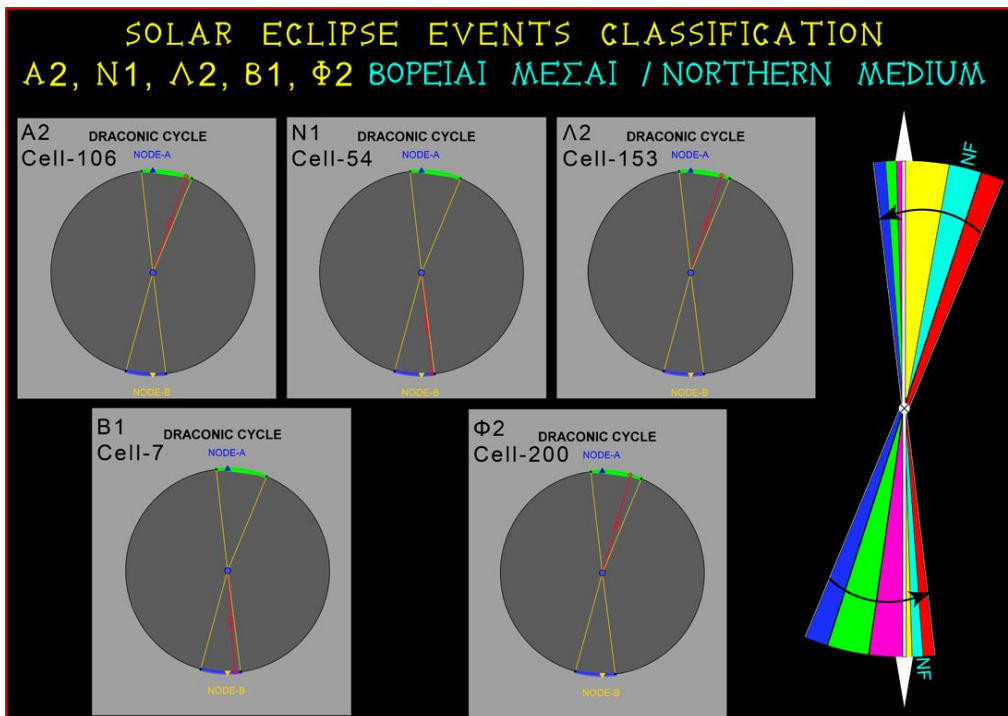


Figure A2: ΒΟΡΕΙΑΙ ΜΕΣΑΙ ΕΓΛΕΙΨΕΙΣ (Northern Medium eclipses, the Moon is North and Far from Node, Sector-NF). The position of the New Moon relative to a Node (Draconic cycle phase red radius), for the solar eclipse events' preserved classification A2, N1, Λ2, B1, Φ2 (BPI L.1-9 in Iversen and Jones 2019) calculated by *DracoNod-V2*. These five events occurred almost Close to the Northern limit(s) of the two Nodes. The minor positioning mismatches can be justified by the gearing errors.

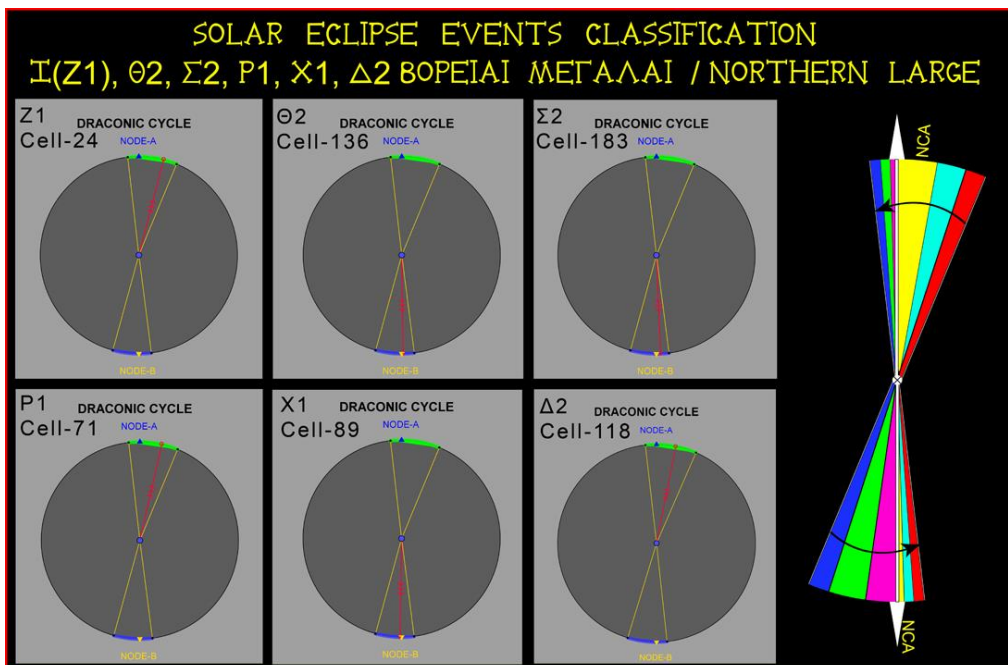


Figure A3: ΜΕΓΑΛΑΙ ΕΓΛΕΙΨΕΙΣ (Large eclipses, the Moon is just out of Node, Sector-NCA). The position of the New Moon relative to a Node (Draconic cycle phase red radius) for the solar eclipse events' preserved classification Z1, Θ2, Σ2, P1, Χ1, Δ2 (BPI L.10-20 Iversen and Jones 2019), calculated by *DracoNod-V2*. The events Θ2, Σ2, Χ1 occurred close around to Node. The rest events Z1, P1, Δ2 occurred North and far from Node. These mismatches on the positioning can be justified by the gearing errors.

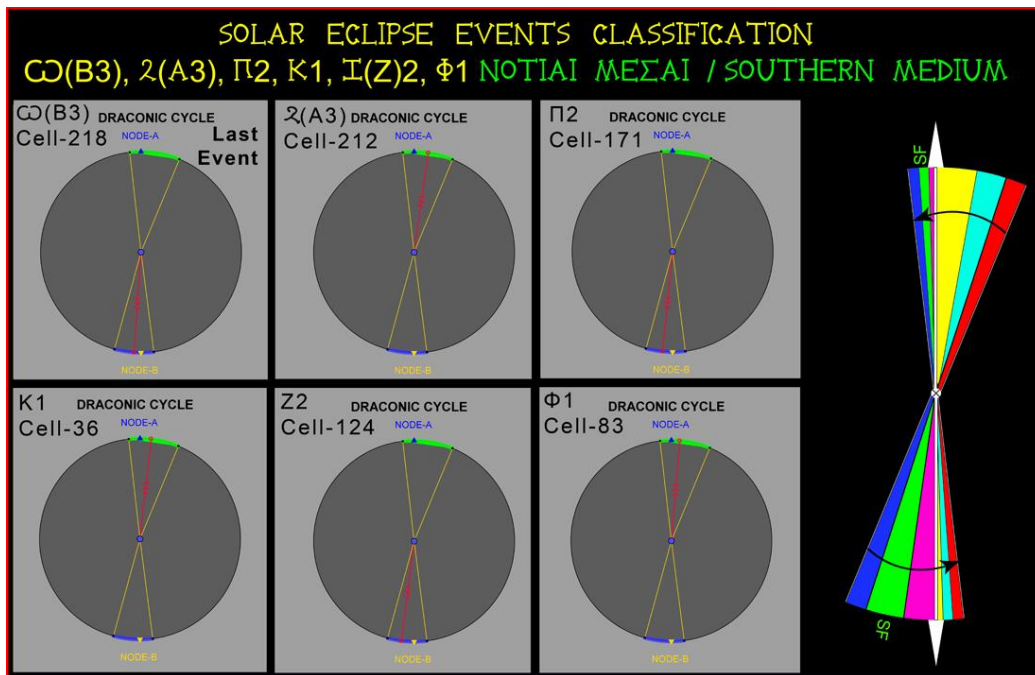


Figure A4: BPI L.21-31(Iversen and Jones 2019), **NOTIAI MEΣAI EΓΛEΙΨEΙΣ (Southern Medium eclipses)**, the Moon locates South Far from Node, **Sector-SF**). The position of the New Moon relative to a Node (Draconic cycle phase red radius), for the solar eclipse events' preserved classification $\Omega/B3$, $\lambda/A3$, $\Pi 2$, $K1$, $Z2$, $\Phi 1$ calculated by *DracoNod-V2*. The events $\lambda/A3$, $K1$, $\Phi 1$, occurred North and out of Node-A. The events $\Omega/B3$, $\Pi 2$, $Z2$ occurred South and out of Node. The mismatches on the pointer's positioning can be justified by the gearing errors.

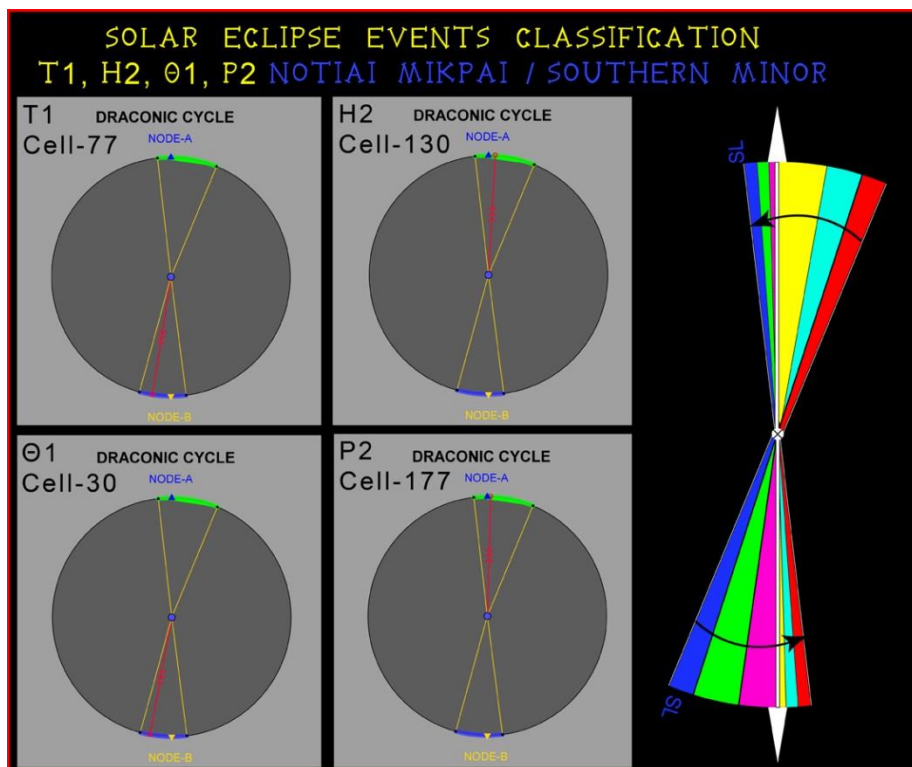


Figure A5: BPI L.32-38 (Iversen and Jones 2019), **NOTIAI MIKPAI EΓΛEΙΨEΙΣ (Southern Minor eclipses)**, the Moon is Close/On Southern Limit, **Sector-SL**). The position of the New Moon relative to a Node (Draconic cycle phase red radius), for the solar eclipse events' preserved classification $T1$, $H2$, $\Theta 1$, $P2$ calculated by *DracoNod-V2*. The events $T1$, $\Theta 1$, occurred around to Southern ecliptic limit. The mismatches on the pointer's position can be justified by the gearing errors.

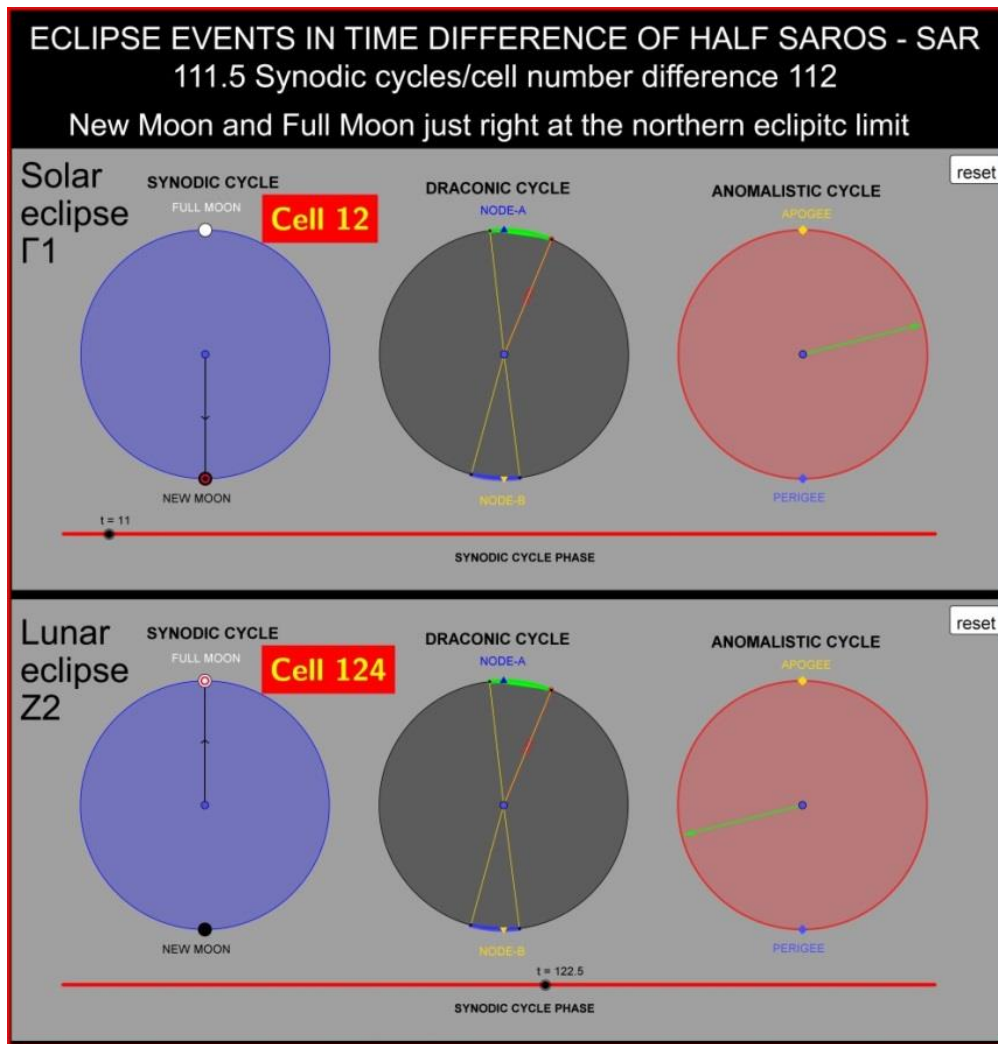


Figure A6: Two eclipse events in time difference of one Sar period: a solar eclipse (event Γ1 on Cell-12) and a lunar eclipse (event Z2 on Cell 124). Both events occurred just right of the northern ecliptic limit of Node-A (see the red pointer of Draconic scale). By these two events it resulted that the ancient Craftsman used common ecliptic limits for the solar and lunar eclipses.

Table A: After one Sar period, the eclipse events are repeated as inverted events occurred at (about) the same ecliptic latitude.

INVERSED ECLIPSE EVENTS IN TIME DIFFERENCE OF HALF SAROS/SAR 111.5 Synodic cycles/121.0 Draconic cycles/119.5 Anomalistic cycles		
New Moon		Full Moon
At Node-A		At Node-A
At Apogee		At Perigee
x° North/South of Node-A/B		x° North/South of Node-A/B
At Northern/Southern ecliptic limit		At Northern/Southern ecliptic limit
At Node A/B + at Apogee = Annular solar eclipse (longest duration)	After one Sar period ≈ 9^y 5.5^d	At Node A/B + at Perigee = Total lunar eclipse (shortest duration)
At Node-A/B + at Perigee = Total solar eclipse (longest duration)		At Node-A/B + at Apogee = Total lunar eclipse (longest duration)
Several x-degrees North/South of Node-A/B = Total/Annular solar eclipse		Several x-degrees North/South of Node-A/B = Partial lunar eclipse
At North/South ecliptic limit = partial solar eclipse visible from North/South pole		At North/South ecliptic limit = penumbral lunar eclipse North/South of Earth's shadow

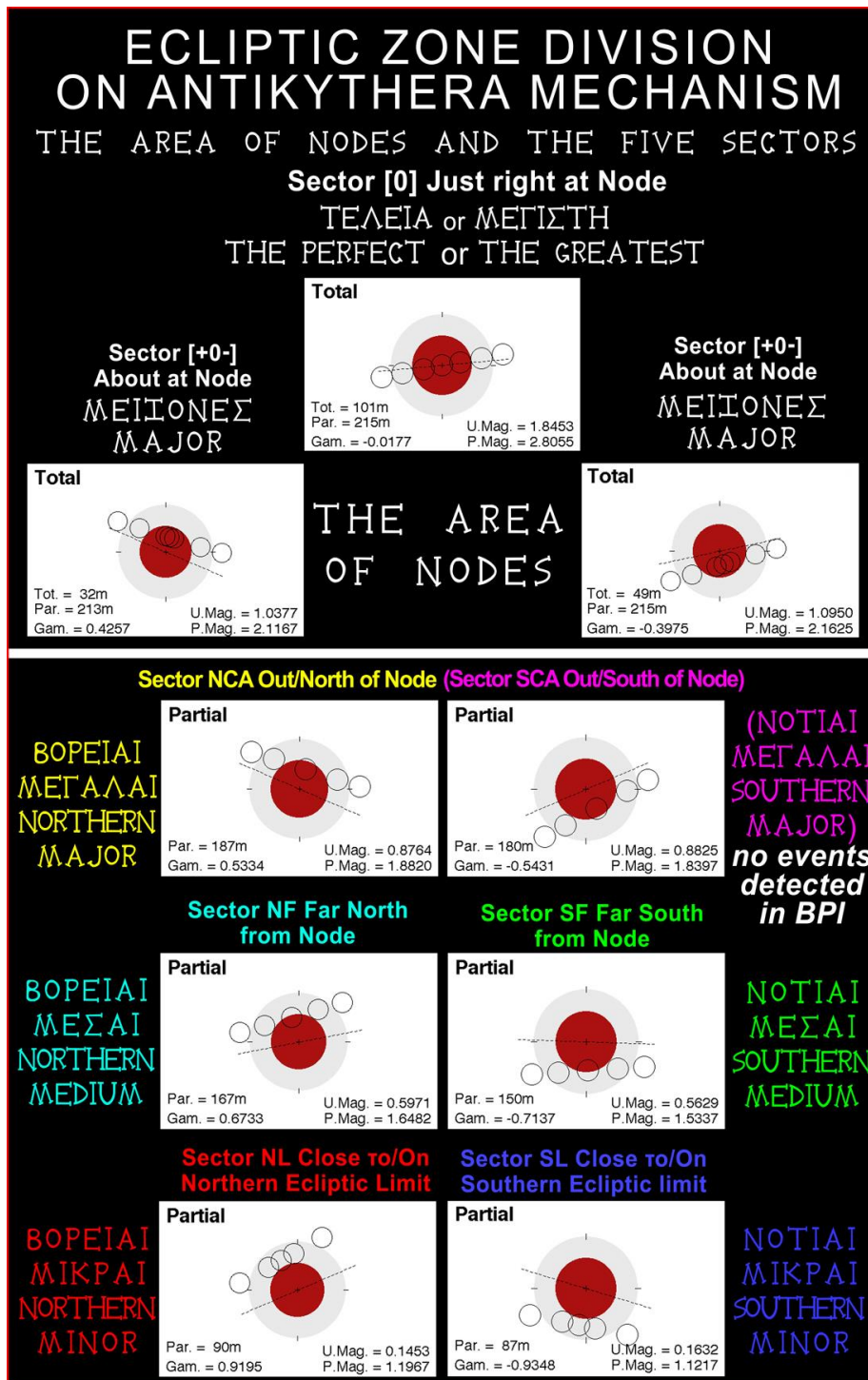


Figure A7: The Ecliptic Zone division in the Area of Node and in six Sectors. The specific division is based on the retracted data from Eudoxus papyrus, the BPI of the Antikythera Mechanism and on the observational characteristics. The eclipses of the Area of Node (Perfect or Major) are central total or about central total or total at the limit. During a central total eclipse the lunar disc appears in an equal homogenous brightness. During the non-central total lunar eclipses (i.e. a bit out of Node, but inside the Earth's umbra), a bright arc on the contacts with the umbra's boundary is visible. This is the characteristic difference between central total (Τελεία or Μεγίστη-The Greatest) and non-central total (Μείζονες-Major). This difference is easy detectable by an observer. The arrangement of the images follows the pattern of the Antikythera Mechanism BPI and the lost data retracted by Eudoxus papyrus. Selected graphics by the *Index to five millennium Catalog of Lunar eclipses* by NASA (<https://eclipse.gsfc.nasa.gov/LEcat5/LEcatalog.html>).

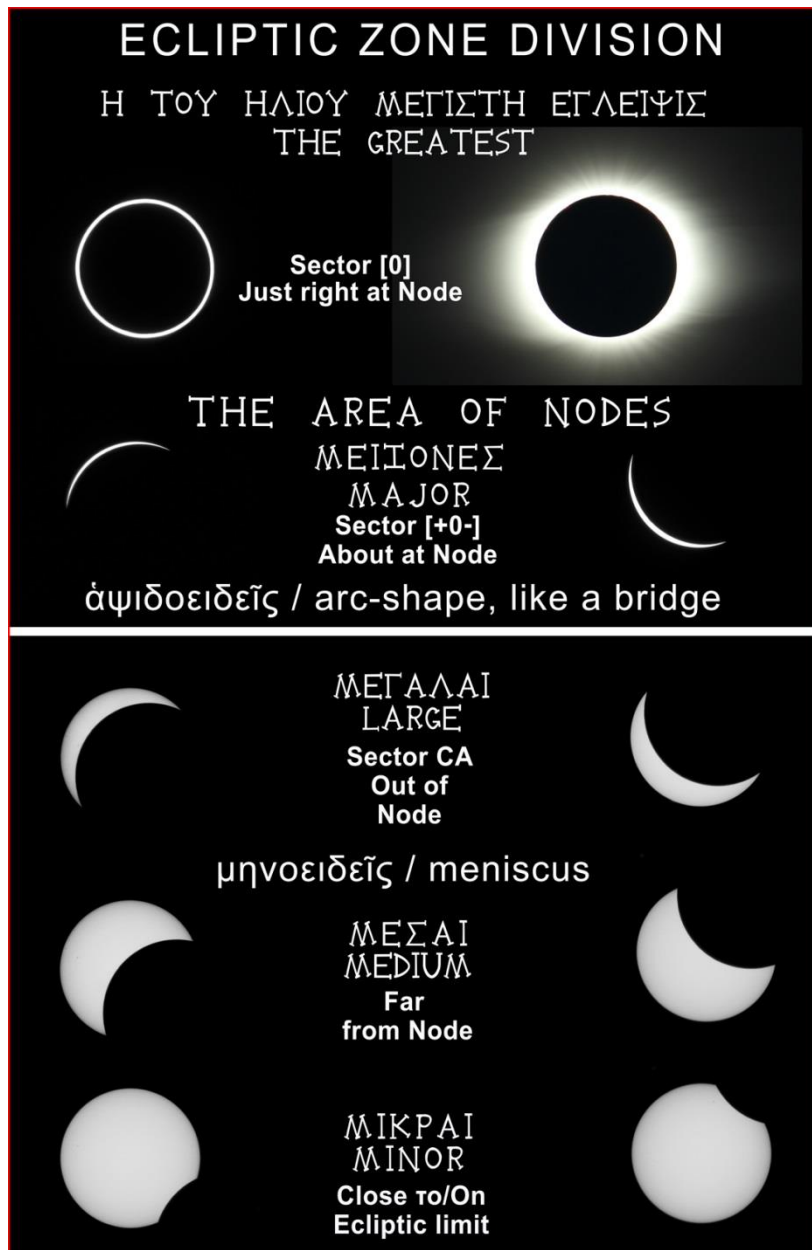


Figure A8: The eclipse classification based on the Eclipse magnitude/Obscuration of the solar disc by the lunar disc. On top, the ΜΕΓΙΣΤΗ ΗΛΙΟΥ ΕΓΛΕΙΨΙΣ/The Greatest eclipse, which is either total either annular. In Eudoxus papyrus (col. XX, 9-13) is mentioned that οὐχ ὄλωι τῷ ἡλίω ἐπισκοτεῖ ἐν τῇ μεγίστηι τοῦ ἡλίου ἐγλείψει. Μείζων ἄρα ἔσθ' ὁ ἥλιος τῆς Σελήνης, during the Greatest solar eclipse, the Moon does not cover the full disc of the Sun, therefore the Sun is larger than Moon): in this place is described an annular solar eclipse occurred just right at Node. Cleomedes (II, 4 in Ziegler 1891) writes about the Τελεία Ἥλιου ἔκλειψις (Perfect solar eclipse): ... ἐν ταῖς τελείαις τῶν ἐκλείψεων, ὅτε ἐπὶ μιᾶς εὐθείας γίνεται τὰ κέντρα τῶν θεῶν, κύκλῳ περιφαίνεσθαι πάντοθεν ἐξέχουσαν τὴν ἴτυν τοῦ ἡλίου, the Perfect solar eclipses occur when the Centers of Gods-the centers of the three celestial bodies) aligned in a straight line, and a circle of the Sun (ring) remains uncovered by the Moon, (Cleomedes describes an annular solar eclipse). He also states: Αἱ μὲν ἐλάσσους μηνοειδεῖς (the reduced eclipses appear as meniscus), αἱ δὲ μείζους ἀψιδοειδεῖς (the major eclipses appear in arc-shape/like a bridge), αἱ δὲ μείζους (Σελήνης ἐγλείψει) ὠιοειδεῖς (the major lunar eclipses appear in oval shape). The ΜΕΣΑΙ/Medium eclipses correspond to coverage around 50%. The ΜΙΚΡΑΙ/Minor eclipses only a small part of the solar disc is covered by the lunar disc. The photos were taken by the first author during: the annular solar eclipse of 26 December 2019 from Sharqiya Desert, Oman, the total solar eclipse of 2 July 2019 from Cerro Tololo Inter-American Observatory in Atacama Desert, Chile, and the partial solar eclipse phases of 29 March 2006 from Kastellorizo Island, Greece.

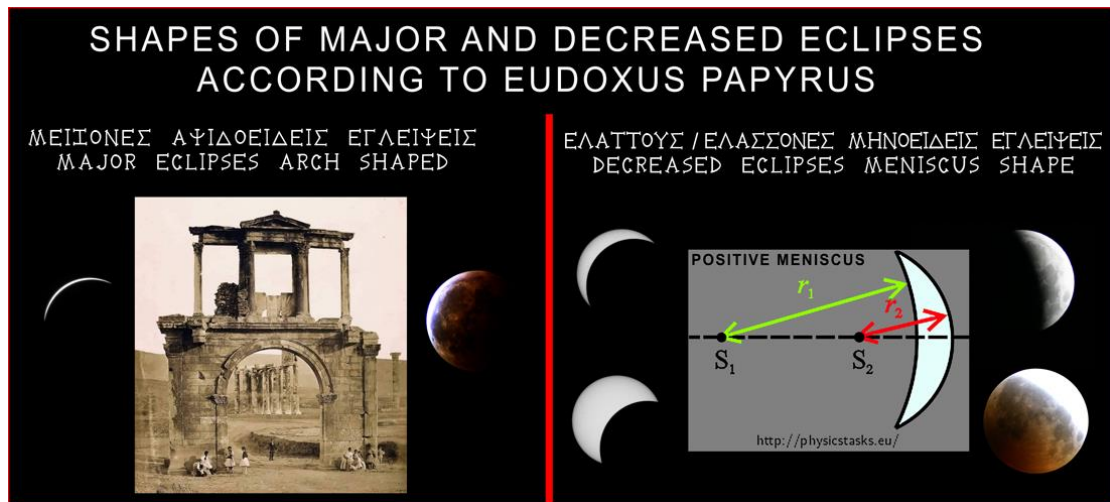


Figure A9: Left, the ΑΨΙΔΟΕΙΔΕΙΣ eclipses have shape like an arch. insert: Arch of Adrian, 1884 Athens, Greece, photograph by Martin Baldwin Edwards). Right, the ΜΗΝΟΕΙΔΕΙΣ eclipses have shape like a positive meniscus lens. Insert: positive meniscus optical scheme. Note the difference between the radii of curvature of the two optical surfaces, credits <https://physicstasks.eu/2216/positive-meniscus-lens>). The photographs of the eclipsed Sun and the eclipsed Moon were captured by first author on several dates.



Figure A10: A modern recording of the Moon shadow during total solar eclipse of 4 December 2021, close to the sea boundaries of Antarctica. The photographs were taken by the first author during the airborne solar eclipse expedition EFLIGHT 2021-SUNRISE from an altitude of 41000ft (http://nicmosis.as.arizona.edu:8000/ECLIPSE_WEB/TSE2021/TSE2021WEB/EFLIGHT2021.html). A) Close to the eclipse maximum. B) Just at the 3rd contact/end of totality. The solar eclipse was visible from the very southern parts of the Earth, since the New Moon was too close to the southern ecliptic limit (see also **Figure 9C**). The shadow cone transits the Earth's surface with a hypersonic velocity of ≈ 6.3 km/sec ($\approx 22,680$ km/h ≈ 19 Mach).

Acknowledgements

We are very grateful to Professors M. Edmunds (Cardiff University, UK), J. Seiradakis (Aristotle University, Thessaloniki, GR) and X. Moussas (National and Kapodistrian University of Athens, GR), who provided us with the X-Ray raw volume data of the Antikythera Mechanism's fragments and Dr. F. Ullach for his support in the use of the REAL3D VOLVICON Software. Thanks are due to the National Archaeological Museum of Athens, Greece, for permitting us to photograph the Antikythera Mechanism fragments. We would like to thank Prof. Zach Ioannou of Sultan Qaboos University of Muscat, Oman, for the hospitality, in order to observe/record via first author's coronagraphs and spectrographs the Annular Solar Eclipse of December 26th 2019, from Sarqiya Desert and also Prof.

Tom Economou of Fermi Institute-University of Chicago, USA, for his help on the preparation of the eclipse expedition and observation. First author participated in 13 solar eclipse research expeditions under Prof. Dr. J.M. Pasachoff's research, performing spectroscopic observations of the solar corona. For Total Solar Eclipses of 2017 (USA), 2019 (Chile, Cerro Tololo Inter-American Observatory-Atacama Desert), 2021 (airborne solar eclipse observation EFLIGHT–SUNRISE 2021) and 2023 (Australia) under Prof. Dr. J.M. Pasachoff's research, sponsored by Grant AGS–1903500 of the Solar Terrestrial Program, Atmospheric and Geospace Sciences Division of the U.S. National Science Foundation, succeeding AGS–1602461.

The authors' first paper describing the idea for the Draconic gearing existence on the Antikythera Mechanism was initially submitted to a journal on January 14, 2020, and it was eventually published in a different journal (*Mediterranean Archaeology and Archaeometry*) on December 2022.

References

- Ahnert P., 1964. Kalender für Sternfreunde 1965. Barth Johann Ambrosius, Leipzig.
- Anastasiou, M., Seiradakis, J.H., Carman, C.C. and Efstathiou K., 2014. The Antikythera Mechanism: The Construction of the Metonic Pointer and the Back Dial Spirals. *Journal for the History of Astronomy*, 45, pp. 418–441.
- Anastasiou, M., Bitsakis, Y., Jones, A., Steele, J.M. & Zafeiropoulou, M., 2016a, 'The Back Dial and Back Plate Inscriptions' In Special Issue: The Inscriptions of the Antikythera Mechanism, *Almagest* vol. 71, pp. 138-215.
- Aoki, S., Soma, M., Kinoshita, H., Inoue, K., 1983. Conversion matrix of epoch B 1950.0 FK4-based positions of stars to epoch J 2000.0 positions in accordance with the new IAU resolutions. *Astronomy and Astrophysics*, 128, 263-267.
- Bitsakis, Y. and Jones, A., 2016b. 'The Back Cover Inscription' In Special Issue: The Inscriptions of the Antikythera Mechanism, *Almagest*, vol. 71, pp. 216-248.
- Brack-Bernsen L., 1990. "On the Babylonian Lunar Theory: A Construction of Column Φ from Horizontal Observations". *Centaurus*, 33(1), 39-56.
- Brennan C. (Ed.) 2022. Vettius Valens, The Anthology. Riley M. (transl.). Amor Fati Publications.
- Bowen, A.C., and Goldstein, B.R., 1996. Geminus and the concept of mean motion in Greco-Latin astronomy. *Archive for History of Exact Sciences* 50(2), 157-185.
- Budiselic, C., Thoeni, A.T., Dubno, M., Ramsey A.T., 2020. The Antikythera Mechanism Evidence of a Lunar Calendar Parts 1&2. *Horological Journal*.
- Carman, C. and Evans, J. 2014. 'On the Epoch of the Antikythera Mechanism and Its Eclipse Predictor' *AHES*, vol. 68, pp. 693-774.
- Carlton L.G., and Newell K.M., 1993. Force variability and characteristics of force production. In: Newell K.M., Corcos D.M., (eds). Variability and Motor Control. Champaign, IL, USA: Human Kinetics.
- DSCOVR (Deep Space Climate Observatory), EPIC (Earth Polychromatic Imaging Camera) by NASA, <https://epic.gsfc.nasa.gov/galleries>
- Duncan, S.F.M., Saracevic C.E., Kakinoki, R., 2013. Biomechanics of the Hand. *Hand Clinics* 29(4), 483-492.
- Edmunds, M.G. 2011. 'An Initial Assessment of the Accuracy of the Gear Trains in the Antikythera Mechanism'. *Journal for the History of Astronomy*, vol. 42(3), pp.307-320.
- EFLIGHT 2021-SUNRISE, Total Solar Eclipse Airborne-Intercept Flight, 04 December 2021UTC http://nicmosis.as.arizona.edu:8000/ECLIPSE_WEB/TSE2021/TSE2021WEB/EFLIGHT2021.html
- Eudoxi ars astronomica qualis in charta Aegyptiaca superses (Pap. Paris. 1), 1887. In: Blass, F. (Ed.), Kiel, pp. 12–25.
- Feynman, R., 1964. Lecture: *The Key to Science, The Scientific Method – Guess, Compute, Compare*, in Cornell University, <https://www.youtube.com/watch?v=NmJZr6FGJLU>
- Freeth, T., 2014. 'Eclipse Prediction on the Ancient Greek Astronomical Calculating Machine Known as the Antikythera Mechanism'. *PLoS ONE*, vol. 9(7), e103275.
- Freeth, T., 2019. 'Revising the eclipse prediction scheme in the Antikythera mechanism'. *Palgrave Communications*, 5, pp. 1-12.
- Freeth, T., Bitsakis, Y., Moussas, X., Seiradakis, J.H., Tselikas, A., Mangou, H., Zafeiropoulou, M., Hadland, R., Bate, D., Ramsey, A., Allen, M., Crawley, A., Hockley, P., Malzbender, T., Gelb, D.,

- Ambrisco, W. & Edmunds, M.G. 2006. 'Decoding the Ancient Greek Astronomical Calculator Known as the Antikythera Mechanism'. *Nature*, vol. 444, pp. 587-591.
- Freeth, T., Jones, A., Steele, J.M. & Bitsakis, Y., 2008. 'Calendars with Olympiad Display and Eclipse Prediction on the Antikythera Mechanism'. *Nature*, vol. 454, pp. 614-617, (Supplementary Notes).
- GeoGebra. App demonstrates the relationship between eclipse magnitude and percentage obscuration for solar eclipses, by Jannetta A., <https://www.geogebra.org/m/SnZ7QGTJ>
- Green, R.M., 1985. *Spherical Astronomy*. Cambridge University Press.
- Hall S.J., 2019. What Is Biomechanics?. In: Hall S.J. ed. *Basic Biomechanics*, 8e. New York, NY: McGraw-Hill.
- Hecht, E., 2015. *Optics 5th Ed.*, Pearson Publications.
- Heiberg, J.L., (ed.) 1898-1903. *C. Ptolemy, Syntaxis Mathematica*. Teubner, Lipsiae.
- Herrmann, K.L., 1922. 'Some causes of Gear-tooth errors and their detection'. *SAE Transactions*, 17, pp. 660-682.
- Holmes S., Home page: <https://freehostspace.firstcloudit.com/steveholmes/eclimit.htm>, <https://freehostspace.firstcloudit.com/steveholmes/saros/gamma1.htm>
- Iversen, P., 2017. "The Calendar on the Antikythera Mechanism and the Corinthian Family of Calendars". *Hesperia* 86, 129-203.
- Iversen, P., and Jones, A., 2019, 'The Back Plate Inscription and eclipse scheme of the Antikythera Mechanism revisited', *Archive for History of Exact Sciences*, 73, pp. 469-511.
- Jones, A., 1999. Geminus and Isia. *Harvard Studies in Classical Philology* 99, 255-267.
- Jones, A., 2020. 'The Epoch Dates of the Antikythera Mechanism'. *ISAW Papers*, 17.
- Karduna, A.R. 2009. Introduction to Biomechanical Analysis. In: Oatis, C.A., Ed., *Kinesiology: The Mechanics and Pathomechanics of Human Movement*, 3-20. Lippincott Williams & Wilkins, Baltimore, MD, 2nd Edition.
- Lu, W-L. and Chang C-F., 2010. Biomechanics of human movement and its clinical applications. *The Kaohsiung Journal of Medical Sciences*, 28(2), Supplement, S13-S25.
- Manitius, C., (ed.) 1898. *Gemini Elementa Astronomiae*. Teubner, Leipzig.
- Meeus, J., 1991. *Astronomical Algorithms*. Willmann-Bell, Inc., Virginia.
- Meeus, J., 1997. *Mathematical Astronomy Morsels*. Willmann-Bell, Inc., Virginia.
- Muffly, G., 1923. 'Gear grinding and Tooth-forms', *SAE Transactions*, vol. 18, pp. 568-612.
- NASA Eclipse Web Site, "Five Millennium catalog of Lunar eclipses", by F. Espenak, NASA GSFC, <https://eclipse.gsfc.nasa.gov/LEcat5/LEcatalog.html>
- NASA Eclipse Web Site, "Five Millennium catalog of Solar eclipses", by F. Espenak, NASA GSFC, <https://eclipse.gsfc.nasa.gov/SEcat5/catalog.html>
- Neugebauer, O., 1975. *A History of Ancient Mathematical Astronomy*. Springer-Verlag, Berlin, New York.
- Price, D.S., 1974. Gears from the Greeks: The Antikythera Mechanism, a Calendar Computer from ca. 80 B.C. *Trans. Am. Phil. Soc.* 64(7), pp. 1-70.
- Pakzad, A., Iacoviello, F., Ramsey, A., Speller, R., Griffiths, J., Freeth, T., et al., 2018. Improved X-ray computed tomography reconstruction of the largest fragment of the Antikythera Mechanism, an ancient Greek astronomical calculator. *PLoS ONE* 13(11): e0207430.
- Pogo, A., 1937. Classification of Solar and Lunar Eclipses. *Popular Astronomy*, 45, 540-549.
- REAL3D. Real3d VolViCon [Software], an advanced application for three-dimensional visualization and image analysis. Version 4.31.0422. Apr. 09, 2022. URL: <https://real3d.pk/volvicon/>
- Roumeliotis, M., 2018. Calculating the torque on the shafts of the Antikythera Mechanism to determine the location of the driving gear. *Mechanism and Machine Theory*, 122, pp. 148-159.
- Seiradakis, J.H., and Edmunds, M., 2018. Our current knowledge of the Antikythera Mechanism. *Nature Astronomy* 2(1), pp. 35-42
- Smart, W.M., 1949. *Textbook on Spherical Astronomy*, Cambridge University Press.
- Spandagos, E., 2002. Cleomedes, On the Circular Motions of the Celestial Bodies (Κυκλική θεωρία μετεώρων). Aithra, Athens.
- Spandagos, E., (ed.) 2002. *Gemini Elementa Astronomiae*, (in Greek), Aithra, Athens.
- Toomer, G.J., 1984. *Ptolemy's Almagest*. Duckworth Classical, Medieval and Renaissance Editions, London.
- van Bolhuis, B.M., Gielen, C.C., van Ingen Schenau, G.J., 1998. Activation patterns of mono- and bi-articular arm muscles as a function of force and movement direction of the wrist in humans. *The Journal of Physiology*, 508, 313-324.

- Voulgaris, A., Vossinakis, A., & Mouratidis, C., 2018a. 'The New Findings from the Antikythera Mechanism Front Plate Astronomical Dial and its Reconstruction'. *Archeomatica International* 2017. Special Issue vol. 3 pp. 6-18.
- Voulgaris, A., Mouratidis, C., & Vossinakis, A., 2018b. 'Conclusions from the Functional Reconstruction of the Antikythera Mechanism'. *Journal for the History of Astronomy*, vol. 49, pp. 216-238.
- Voulgaris, A., Vossinakis, A., & Mouratidis, C., 2018c. 'The Dark Shades of the Antikythera Mechanism'. *Journal of Radioanalytical and Nuclear Chemistry*, vol. 318, pp. 1881-1891.
- Voulgaris, A., Mouratidis, C., & Vossinakis, A., 2019a. 'Ancient Machine Tools for the Construction of the Antikythera Mechanism parts'. *Digital Applications in Archaeology and Cultural Heritages Journal*, vol. 13, pp. 1-12.
- Voulgaris, A., Mouratidis, C., & Vossinakis, A., 2019b. 'Simulation and Analysis of Natural Seawater Chemical Reactions on the Antikythera Mechanism'. *Journal of Coastal Research*, vol. 35, pp. 959-972.
- Voulgaris, A., Mouratidis, C., Vossinakis, A., & Bokovos, G., 2021. 'Renumbering of the Antikythera Mechanism Saros cells, resulting from the Saros spiral Mechanical Apokatastasis'. *Mediterranean Archaeology and Archaeometry*, vol. 21, pp. 107-128.
- Voulgaris, A., Mouratidis, C., & Vossinakis, A., 2022. 'The Draconic gearing of the Antikythera Mechanism: Assembling the Fragment D, its role and operation'. *Mediterranean Archaeology and Archaeometry*, vol. 22, pp. 103-131.
- Voulgaris, A., Mouratidis, C., & Vossinakis, A., 2023a. 'The Initial Calibration Date of the Antikythera Mechanism after the Saros spiral mechanical Apokatastasis'. *Almagest*, 14(1), 4-39.
- Voulgaris, A., Mouratidis, C., Vossinakis, A., 2023b. Reconstructing the Antikythera Mechanism lost eclipse events applying the Draconic gearing - the impact of gear error. *Cultural Heritage and Modern Technologies*, 1, 1-68. Authors' video "Triangular vs involute gear teeth sound recording", parts' construction, video recording and sound analysis by Voulgaris, A., Mouratidis, C., Vossinakis, A., <https://www.youtube.com/watch?v=h-qpXYK3bIs>
- Voulgaris, A., Mouratidis, C., Vossinakis, A., 2023c. Rare Important Astronomical Events during the Isia Feast correlated to the Starting Date of the Antikythera Mechanism: The Helleno-Roman Isis and her Relation to the Solar Eclipses. *Journal of the Hellenic Institute of Egyptology*, 6, 77-100.
- Wieringa P.A., and Stassen H.G., 1999. Human-machine systems. *Transactions of the Institute of Measurement and Control*, 21(4), 139-150.
- Wright M.T., 2005. Epicyclic gearing and the Antikythera mechanism, part 2", *Antiquarian horology*, xxix/1 (September 2005), 51-63.
- Wright, M.T., 2006. 'The Antikythera Mechanism and the Early History of the Moon-Phase Display'. *Antiquarian Horology*, vol. 29(3), 319-329.
- Woan, G., and Bayley, J., 2024. An Improved Calendar Ring Hole-Count for the Antikythera Mechanism, A Fresh Analysis. *Horological Journal*, July 2024.
- Ziegler, H., 1891. Cleomedes, On the Circular Motions of the Celestial Bodies (Κυκλική θεωρία μετεώρων). Teubner, Lipsiae.