

Coherent frequency combs from electrons colliding with a laser pulse

Michael J. Quin,^{1,*} Antonino Di Piazza,^{2,3,1,†} and Matteo Tamburini^{1,‡}

¹*Max-Planck-Institut für Kernphysik, Saupfercheckweg 1, 69117 Heidelberg, Germany*

²*Department of Physics and Astronomy, University of Rochester, Rochester, NY 14627, USA*

³*Laboratory for Laser Energetics, University of Rochester, Rochester, NY 14623, USA*

(Dated: December 12, 2024)

Highly coherent and powerful light sources capable of generating frequency combs in the soft x-ray domain are essential for advancing high precision measurements and conducting rigorous tests of fundamental physics. In this work, we derive the analytical conditions required for the emission of coherent radiation, including coherent frequency combs, from an electron beam colliding with a laser pulse, modeled as a plane wave. Using numerical simulations, we demonstrate that this scheme can produce a coherent soft x-ray frequency comb, provided the electron beam is sufficiently monoenergetic and electrons in the beam are regularly spaced. Furthermore, we highlight the advantageous role of employing few-cycle laser pulses in relaxing the stringent monoenergeticity requirements for coherent emission. The conditions derived here can also be used to optimize coherent emission from electron beam-laser interaction in other frequency ranges, such as the terahertz domain.

I. INTRODUCTION

Optical frequency combs generated by mode-locked lasers have revolutionized laser spectroscopy, enabling unprecedented precision [1–4]. Recognizing their profound importance, the 2005 Nobel Prize in Physics was awarded to John L. Hall and Theodor W. Hänsch “for their contributions to the development of laser-based precision spectroscopy, including the optical frequency comb technique”. Optical and extreme ultraviolet (XUV) frequency combs have been instrumental in the development of atomic clocks [5, 6], the enhancement of attosecond pulse generation [7], and rigorous tests of bound-state quantum electrodynamics (QED) [8]. Extending frequency combs into the soft x-ray spectral region would increase their temporal resolution, significantly enhancing our ability for precision measurements. This advancement is critical for testing fundamental physical laws and for controlling atomic and potentially nuclear processes [9, 10].

Currently, XUV frequency combs are most commonly produced via high harmonic generation [11–14], yet the relatively low intensity of the emitted light at high harmonic orders has prompted the exploration of alternative schemes, such as pulse shaping [15]. In contrast, systems which employ an electron beam, such as synchrotrons or free-electron lasers, rank among the brightest available sources of x-rays but produce temporally incoherent radiation [16, 17]. Terahertz frequency combs have already been produced by electron beams, either accelerated by a synchrotron [18] or passing over a metagrating [19]. Also, schemes exist which employ either a free electron laser oscillator [20] or an electron beam interacting with two counterpropagating intense laser pulses [21] in order to produce x-ray frequency combs. In particular, in

Ref. [20] it is shown that a free-electron laser oscillator can produce large-yield x-ray pulses at high repetition rates, and in Ref. [21] the envisaged x-ray source exhibits an extremely narrow relative bandwidth and a very high brilliance.

In this paper, we focus on the collision between an electron beam and a laser pulse, modeling the laser field as a plane wave. First, we analytically investigate how the coherence of the emitted radiation depends on the initial positions and velocities of the particles, as well as the pulse duration and the angle of observation. Then, we demonstrate that a regularly spaced beam of electrons can produce a frequency comb when it collides with a laser pulse. The plane-wave approximation significantly simplifies calculations without compromising the generality of the results, which remain applicable to focused pulses with a waist radius much larger than the laser wavelength, provided that their transverse deflection remains small during the collision. A series of numerical simulations is performed to test these conditions and assess the viability of this scheme in the soft x-ray domain. Very recently, a somewhat complementary situation was considered in Ref. [22], where the generation of a train of coherent XUV attosecond pulses was investigated in the collision of an electron-positron bunch with a laser pulse.

There is an extensive body of literature describing the spectrum of radiation emitted by a single electron in a plane wave; we refer the reader to the reviews [23–25] and the references therein. The variation in the coherence of emitted radiation with the initial positions of particles in a beam is also relatively well understood, assuming identical initial velocities [26, 27]. However, remarkably few studies address how coherence varies with both initial positions and initial velocities [28], which will be the focus of our investigation here.

* michael.quin@physics.gu.se

† a.dipiazza@rochester.edu

‡ matteo.tamburini@mpi-hd.mpg.de

II. DYNAMICS IN A PLANE WAVE

Consider a system of N electrons, each with charge e and mass m , colliding with a laser pulse characterized by a dimensionless amplitude $a_0 = |e|E_0/m\omega_0$, central frequency ω_0 , and a peak electric field E_0 . Throughout this work, we use natural units, where $c = \hbar = 4\pi\epsilon_0 = 1$, and we take $e < 0$. We model the laser field as a circularly-polarized plane wave with vector potential $\mathbf{A}(\varphi)$, which satisfies the gauge condition $\nabla \cdot \mathbf{A}(\varphi) = 0$ and can be written as

$$\frac{|e|}{m}\mathbf{A}(\varphi) = a(\varphi) [\hat{\mathbf{x}} \sin \varphi + \hat{\mathbf{y}} \cos \varphi]. \quad (1)$$

As we will explain below, the case of a linearly-polarized wave can be treated in a completely similar way (see also Ref. [26]).

The pulse envelope has amplitude $a(0) = a_0$ and is assumed to vanish in the asymptotic limit $a(\pm\infty) = 0$. The laser field is defined to propagate along $-z$ with wave phase $\varphi = \omega_0 x_+$. Here we have introduced the light-cone coordinates for the position $x_{\pm} = t \pm z$ and velocity $u_{\pm} = \gamma \pm u_z$, which in addition to the transverse components $\mathbf{x}_{\perp} = (x, y)$ and $\mathbf{u}_{\perp} = (u_x, u_y)$ completely determine the four-vector position $x^{\mu} = (x_+, x_-, \mathbf{x}_{\perp})$ and four-velocity $u^{\mu} = (u_+, u_-, \mathbf{u}_{\perp})$. Throughout this paper, we employ the Minkowski metric $\text{diag}(+1, -1, -1, -1)$ and shorthand notation $(ab) = a^{\mu}b_{\mu}$ for the inner product.

Now, consider a specific electron j , with initial velocity $u_0^{j,\mu} \equiv u^{j,\mu}(\varphi_0^j)$ defined at the initial phase $\varphi_0^j = \omega_0 x_{0,+}^j$. In the regime of classical electrodynamics, providing strong-field effects such as radiation reaction are negligible [23, 24], we can solve the Lorentz equation exactly for the velocity in terms of the light-cone coordinates [29]

$$\mathbf{u}_{\perp}^j(\varphi^j) = -\frac{e}{m}\mathbf{A}(\varphi^j), \quad (2)$$

$$u_-^j(\varphi^j) = \frac{1}{u_{0,+}^j} \left(1 + [\mathbf{u}_{\perp}^j(\varphi^j)]^2 \right), \quad (3)$$

$$u_+^j(\varphi^j) = u_{0,+}^j. \quad (4)$$

Here we have assumed that every electron is initialized outside the envelope $a(\varphi_0^j) = 0$, where the initial phase φ_0^j is necessarily finite. This condition can be satisfied exactly in the case of a finite-duration pulse. However, in the case of a Gaussian pulse, it is necessary to ensure that the chosen value of φ_0^j does not significantly affect the trajectories or radiation spectrum (see Appendix A). As we have assumed that the initial transverse velocity is zero $\mathbf{u}_{0,\perp}^j = 0$, the on-shell condition reduces to $u_{0,+}^j u_{0,-}^j = 1$ at the initial phase.

Since the velocity is known, the position can then be found by integration

$$x^{j,\mu}(\varphi^j) - x_0^{j,\mu} = \int_{\varphi_0^j}^{\varphi^j} \frac{u^{j,\mu}(\varphi)}{\omega_0 u_{0,+}^j} d\varphi, \quad (5)$$

where the wave phase and proper time τ^j are related by $d\varphi^j = \omega_0 u_{0,+}^j d\tau^j$, and we have dropped the index j from any dummy variables.

A. Spectrum emitted in a plane wave

With the trajectories known, we can write the spectrum of radiation seen by a distant observer in the direction of the unit-vector \mathbf{n} as [30, Eq. (14.67)]

$$\frac{d\mathcal{E}}{d\omega d\Omega} = \frac{e^2 \omega^2}{4\pi^2 \omega_0^2} \times \left| \sum_{j=1}^N \int_{-\infty}^{+\infty} \frac{\mathbf{n} \times [\mathbf{n} \times \mathbf{u}^j(\varphi^j)]}{u_{0,+}^j} e^{i\omega(n x^j(\varphi^j))} d\varphi^j \right|^2. \quad (6)$$

Here $n^{\mu} = (1, \mathbf{n})$ is approximately constant at all times, for all electrons. If the observer is located in the direction along which the electrons are initially propagating $\mathbf{n} = \hat{\mathbf{z}}$, then the phase of the integral becomes $\omega x_-^j(\varphi^j)$, which is obtained by integrating $u_-^j(\varphi^j)$. Therefore, we recognize two asymptotic solutions for the spectrum; (i) $a_0 \ll 1$, where the integral effectively becomes a Fourier transform of the envelope, and (ii) $a_0 \gg 1$, where we can apply the stationary phase method under the limit $\omega \rightarrow +\infty$ [31–33]. It is the former regime which is usually of interest for the production of frequency combs.

After inserting the trajectory into Eq. (6), the spectrum of radiation emitted along $+z$ can be written as

$$\frac{d\mathcal{E}}{d\omega d\Omega} \Big|_{\mathbf{n}=\hat{\mathbf{z}}} = \frac{e^2 \omega^2}{4\pi^2 \omega_0^2} \left| \sum_{j=1}^N e^{-i\omega(1+D_0^j)z_0^j} \mathbf{I}^j(\omega) \right|^2. \quad (7)$$

For convenience, the initial conditions are defined for all particles at $t = 0$, i.e., $t_0^j = 0$. Note that the inverse Doppler shift $D_0^j = (u_{0,+}^j)^{-2}$ is negligible $D_0^j \ll 1$ in the ultra-relativistic limit $\gamma_0^j \gg 1$, where $u_{0,+}^j \approx 2\gamma_0^j$. In this case, the coherence at a given frequency ω depends on the initial positions via the sum of amplitudes under the square modulus, while the dependence on the initial velocity is given by

$$\mathbf{I}^j(\omega) = \frac{1}{u_{0,+}^j} \int_{-\infty}^{+\infty} \frac{e}{m} \mathbf{A}(\varphi) e^{i\phi^j(\omega, \varphi)} d\varphi, \quad (8)$$

$$\phi^j(\omega, \varphi) = \frac{\omega}{(u_{0,+}^j)^2 \omega_0} \left(\varphi + \int_{-\infty}^{\varphi} [a(\varphi')]^2 d\varphi' \right). \quad (9)$$

This Fourier-like integral characterizes the shape of the spectrum. Note that $\mathbf{I}^j(\omega)$ and $\phi^j(\omega, \varphi)$ are independent of the initial phase and positions providing all particles begin outside the pulse, i.e. $\mathbf{A}(\varphi) = \mathbf{0}$ for $\varphi \in [-\infty, \varphi_0^j]$. Hence, the interference pattern depends on the initial positions *only* via the oscillatory terms under the square

modulus. In fact, this holds for any direction of observation (see Appendix A).

If all electrons have the same initial velocity, then $\mathbf{I}^j(\omega)$ and $\phi^j(\omega, \varphi)$ become identical for all particles. The coherence of the emitted radiation in this case has been studied previously [26, 27], where Eqs. (7)–(9) are consistent with Eqs. (5.13)–(5.14) of Ref. [26] and Eqs. (3)–(7) of Ref. [27].

B. Variation of the initial energies

In practice, to understand how the interference pattern varies with the initial velocity one must solve the integral $\mathbf{I}^j(\omega)$. Now, if we consider a Gaussian pulse $a(\varphi) = a_0 \exp(-\varphi^2/\Delta^2)$ with a small amplitude $a_0 \ll 1$ then the spectrum is given by a Fourier transform of the envelope $\tilde{a}(k) = \int_{-\infty}^{+\infty} a(\varphi) \exp(-ik\varphi) d\varphi$, which can be solved exactly $\tilde{a}(k) = a_0 \Delta \sqrt{\pi} \exp(-\Delta^2 k^2/4)$. In fact, there will be a peak in the positive and negative frequency domains, that is $\tilde{a}(k-1)$ and $\tilde{a}(k+1)$ respectively. However, the latter has no physical meaning and is ignored. Therefore, we have

$$|\mathbf{I}^j(\omega)|^2 = \frac{1}{2(u_{0,+}^j)^2} \left[\tilde{a} \left(\frac{\omega}{(u_{0,+}^j)^2 \omega_0} - 1 \right) \right]^2. \quad (10)$$

Now, we can express the initial velocity of each electron as a small variation around a mean value, which can be written in terms of the initial light-cone coordinate $u_{0,+}^j = u_{0,+} + \delta u_{0,+}^j$. We intend to apply the same logic to the spectrum, by writing the contribution of each electron as a small perturbation around a mean value. Although $\mathbf{I}^j(\omega)$ depends explicitly on $u_{0,+}^j$, we assume the exponential dependence via $\tilde{a}(k)$ is dominant. Then, we can expand the exponent to second order in terms of the quantity $\rho_0^j = \delta u_{0,+}^j / u_{0,+}$, which is assumed to be small $|\rho_0^j| \ll 1$, such that we obtain

$$\tilde{a} \left(\frac{\omega}{(u_{0,+}^j)^2 \omega_0} - 1 \right) \approx \tilde{a}(\varpi - 1) \times e^{-\Delta^2 [\varpi(1-\varpi)\rho_0^j + \frac{1}{2}\varpi(5\varpi-3)(\rho_0^j)^2]}. \quad (11)$$

For an ultra-relativistic particle, ρ_0^j can be more intuitively written as a variation in the initial energy or Lorentz factor $\rho_0^j \approx \delta\gamma_0^j/\gamma_0$. Here $\varpi = \omega/\omega_1$ is the frequency in units of the Doppler-shifted value $\omega_1 = u_{0,+}^2 \omega_0 \approx 4\gamma_0^2 \omega_0$.

Now, consider the leading-order term in the exponent of Eq. (11). This can be either positive or negative depending on the frequency observed and whether or not the particle has a higher (or lower) initial energy than the mean value. For a higher initial energy $\rho_0^j > 0$, we observe an increase in the energy radiated at high frequencies $\varpi > 1$ and a decrease at low frequencies $\varpi < 1$, as expected. Conversely, for a lower initial energy $\rho_0^j < 0$,

we have an increase in the energy radiated for $\varpi < 1$ and a decrease for $\varpi > 1$. Note that these are perturbative changes on top of the underlying spectrum $\tilde{a}(\varpi - 1)$, so one can never observe indefinite exponential growth of the energy radiated at a given frequency.

If we observe at the peak of the spectrum $\varpi = 1$, then the leading-order term vanishes and we must consider the second-order term in the exponent of Eq. (11). At this frequency, any deviation in any particle's initial energy from the mean value results in reduced radiated energy and diminished coherence. For the emission to be coherent at $\varpi = 1$, Eq. (11) indicates that the exponent should be significantly smaller than unity. Therefore, the condition for coherence on the energy is $(\rho_0^j \Delta)^2 \ll 1$. This implies that the standard deviation of the initial energy σ_{γ_0} of the beam must satisfy $\sigma_{\gamma_0} \Delta \ll \gamma_0$.

In other words, a short pulse and small energy spread are optimal for producing coherent radiation at the peak of the spectrum. Note that the parameter Δ is simply related to the time interval required for the interaction with the laser pulse to take place. If we repeat this derivation for a linearly-polarized pulse, e.g. $\mathbf{A}(\varphi) = a(\varphi) \cos \varphi \hat{\mathbf{x}}$, we find that the condition for coherence on the velocities is unchanged with the replacement $a_0^2 \rightarrow a_0^2/2$ (in the regime $a_0 \ll 1$).

C. Variation of the initial positions

Now, we argue that if the above condition on the initial energy spread is satisfied, then we can effectively treat all electrons as if they have the same initial velocity. In this case $\mathbf{I}^j(\omega)$ and $\phi^j(\omega, \varphi)$ are identical for all electrons, and the coherence will be determined by the sum of oscillatory terms under the square modulus in Eq. (7). Coherent emission will then occur at a given frequency ω when the phase difference is an integer multiple of 2π . This condition also applies to a general angle of observation, as discussed in Appendix A and Refs. [26, 27].

If we consider many electrons $N \gg 1$, which are ultra-relativistic and regularly spaced along the z -axis at $z_0^j = z_0 - jd$, then Eq. (7) becomes the well-known definition of a frequency comb (see e.g. Ref. [4]), where the spacing of the harmonics is $\Delta\omega = 2\pi/d$. In the regime $a_0 \ll 1$, the spectrum is characterized by a peak around the Doppler-shifted frequency ω_1 with full-width-at-half-maximum $\text{FWHM}_\omega = 2\omega_1 \sqrt{2 \ln 2} / \Delta$. Hence, we also require $\Delta\omega \ll \text{FWHM}_\omega$ to observe several harmonics inside the bandwidth. From now on, we will refer to this electron beam, with regular spacing and identical initial velocities, as the ‘ideal beam’.

To understand how the coherence depends on the initial positions, we perturb around the ideal case $z_0^j = z_0 - jd + \delta z_0^j$. Let us assume that d is chosen such that the emission is exactly coherent at a given frequency, i.e. $\omega d = 2\pi l$, for integer l . The interference pattern in Eq. (7) then becomes $|\sum_{j=1}^N \exp(i\omega \delta z_0^j)|^2$. If the per-

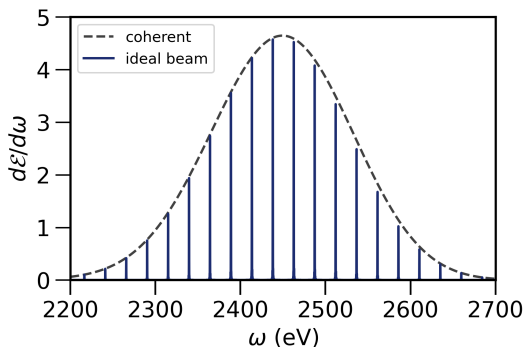


FIG. 1. Frequency comb produced by an ideal electron beam colliding with a plane wave pulse. Here the electrons have the same initial velocity and are regularly-spaced along the z -axis. The dashed line represents fully coherent emission.

turbation is small $\delta z_0^j \ll d$, then the residual phase will also be small $\omega \delta z_0^j \ll 2\pi$. A quantitative condition $\omega \delta z_0^j < \pi/5$ is given in Ref. [28], and so we require that $\delta z_0^j/\lambda < 0.1$ is necessary for coherent emission at wavelength $\lambda = 2\pi/\omega$. In particular, we are interested in coherence near the peak of the spectrum, i.e. at $\lambda = \lambda_1$, where $\lambda_1 = 2\pi/\omega_1$ is the Doppler-shifted wavelength of the first harmonic. For many particles, when perturbing around the ideal case, this implies that the standard deviation σ_z of the initial z coordinate should satisfy $\sigma_z < 0.1\lambda_1$ for coherent emission to occur at the peak.

III. SIMULATIONS

To demonstrate how a frequency comb could be produced under the conditions described above, we have carried out a series of numerical simulations. In our code [34], the trajectories are obtained by numerically integrating the Lorentz equation with a second-order leapfrog scheme (see Eq. (A.17) of Ref. [35]). With the trajectories known, the radiation spectrum in Eq. (14.67) of Ref. [30] is then evaluated via a fast Fourier transform.

Specifically, we consider an electron beam colliding with a laser pulse, modeled as a circularly polarized plane wave pulse [see Eq. (1)]. The laser pulse has a Gaussian envelope $a(\varphi) = a_0 \exp(-\varphi^2/\Delta^2)$, amplitude $a_0 = 0.1$, central wavelength $\lambda_0 = 800$ nm and pulse width $\text{FWHM}_t = 15$ fs, corresponding to $\Delta = \omega_0 \text{FWHM}_t / \sqrt{2 \ln 2} \approx 30$. To begin with, we utilize an idealized electron beam with $N = 100$ particles propagating along $+z$ with initial Lorentz factor $\gamma_0 = 20$. The electrons are regularly spaced at $z_0^j = z_0 - jd$ with separation $d = 100\lambda_1$ at time $t^j = 0$. Here $z_0 = -2.5 \text{FWHM}_t$ is chosen such that the electrons effectively begin outside the envelope. As the electron beam is ultra-relativistic and of low density, we neglect interparticle fields and solve for the trajectories using the external field alone [36]. Finally, we chose a small time step $dt = \pi/3\omega_1 \approx 2.8 \times 10^{-19}$ s to fully resolve the spectrum to a frequency

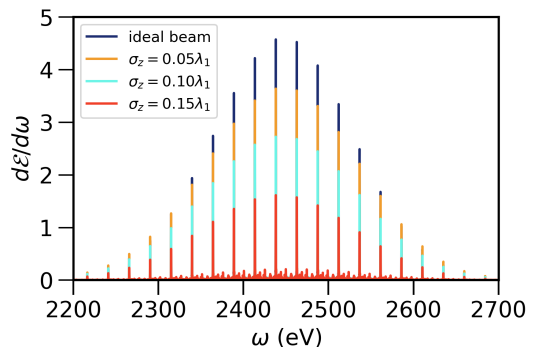


FIG. 2. Dependence of the frequency comb on the initial positions, where the initial particles' velocities are identical. The coherence decreases as the positions of the particles are perturbed around the regular-spacing in the ideal case. Note that the harmonics near the peak are particularly strongly affected.

well above the Doppler-shifted value.

In the regime $a_0 \ll 1$, most of the radiation is emitted into a cone of angle $\sim 1/\gamma_0$ around the z axis. Yet, the frequency comb derived earlier was observed *exactly* along the z -axis. In reality, one observes the radiation emitted into a range of angles. However, we can always place the detector arbitrarily far away such that the radiation propagating along $+z$ dominates the observed spectrum. Therefore, we choose to integrate the spectrum over the range of solid angles subtended by a cone of half-angle $0.1/\gamma_0$ around the z -axis, which corresponds roughly to a 2 cm^2 detector placed at distance 1 m.

The frequency comb emitted by the idealized electron beam can be seen in Fig. 1. Note that the spectrum is centered on the Doppler-shifted frequency $\omega_1 \approx 2480$ eV with bandwidth $\text{FWHM}_\omega \approx 195$ eV, and the spacing between the harmonics is $\Delta\omega \approx 25$ eV. The dashed line is simply N^2 multiplied by the spectrum emitted by a single particle. If we repeat this simulation with the linearly-polarized laser pulse described at the end of Sec. II B, the height of the frequency comb is reduced by a constant factor related to the reduced cycle-averaged field amplitude. We will now repeat this simulation while perturbing the initial positions and velocities of the electrons, to see how resilient this spectrum is, and to verify the conditions derived above.

A. Variation of initial positions

Now, we begin from the idealized electron beam and perturb the initial z coordinates according to $z_0^j = z_0 - jd + \delta z_0^j$. Here, δz_0^j is obtained from a Gaussian distribution of standard deviation $\sigma_z = [0.05, 0.10, 0.15] \lambda_1$ centered on $z_0 - jd$ for each particle. After repeating our simulations with these parameters, one can see in Fig. 2 how the coherence of each harmonic declines as σ_z increases. Recall that our definition for coherence on the

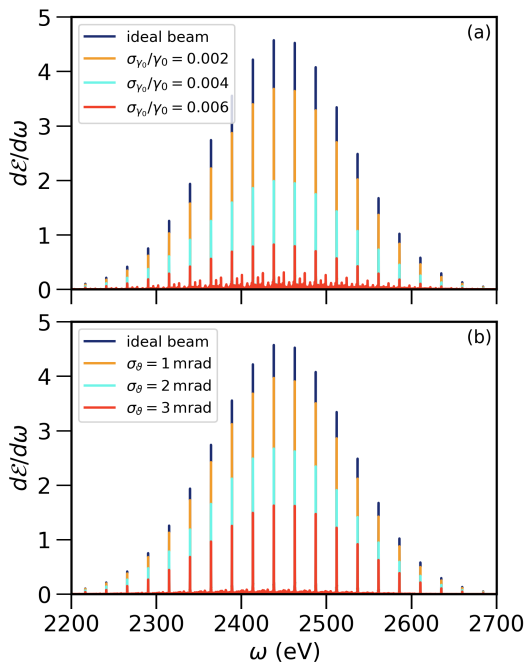


FIG. 3. Dependence of the frequency comb on the initial (a) energy spread and (b) angular divergence of the electron beam. As in the ideal case, the electrons are initially regularly-spaced along the z -axis. If the energy spread or divergence is too large, this will decrease the coherence at each harmonic.

initial positions was $\sigma_z/\lambda_1 < 0.1$ at the peak of the spectrum. This provides reasonable agreement with Fig. 2, though the transition from coherent to incoherent is gradual and so the exact cut-off is arbitrary. Note that a fully incoherent spectrum should roughly correspond to the spectrum in Fig. 2 divided by the number of particles $N = 100$.

We have carried out similar simulations while keeping the z_0^j coordinates the same as in the ideal case and perturbing the initial transverse coordinates by $\sigma_x = \sigma_y = \lambda_1$. However, we found that this has virtually no effect on the spectrum, as presented in Fig. 1. Apparently this results from the fact that we only consider the radiation emitted into a narrow range of angles around the z -axis, such that the spectrum closely resembles Eqs. (7)–(10). Naturally, if the spectrum is particularly sensitive to z and insensitive to x and y , then we expect a similar dependence on the respective components of the velocity, which we will now investigate.

B. Variation of initial velocities

Once again we begin from the ideal electron beam and perturb the initial velocities. Since a spread in the initial velocities induces a change in the relative positions of the electrons also without external field, one has to make sure that the electron beam enters the laser field in a

relatively short time after the initialization.

For the sake of clarity, we first investigate the effect of the energy spread, at constant velocity direction, and then the effect of the angular spread in the velocities at constant energy. We start by varying the initial Lorentz factor of each particle with a Gaussian spread $\sigma_{\gamma_0}/\gamma_0 = [2, 4, 6] \times 10^{-3}$ around the mean value γ_0 . This variation in the initial energy only affects the longitudinal velocity, while the initial transverse velocity remains exactly zero. In Fig. 3 (a), one can see the coherence decreases with increasing the energy spread. This is in agreement with the condition derived earlier for coherence $\sigma_{\gamma_0}/\gamma_0 \ll 1/\Delta \approx 0.03$, and in fact, incoherence is already reached around $\sigma_{\gamma_0}/\gamma_0 \sim 0.01$.

Alternatively, we can keep the initial Lorentz factor of all particles the same while introducing an angular spread (i.e., divergence) of $\sigma_\theta = [1, 2, 3]$ mrad around the z -axis. In Fig. 3 (b), one can see this adversely affects the coherence at each harmonic. Although we have no analytical description for this case, we notice that $\sigma_{\gamma_0}/\gamma_0 = 0.002$ in Fig. 3 (a) and $\sigma_\theta = 2$ mrad in Fig. 3 (b) are remarkably similar. This could be because the longitudinal component of the velocity is similar in both cases, i.e. $\sigma_\theta \gamma_0 = \sigma_{\gamma_0}$. This suggests that, although the initial transverse velocity is now non-zero, it has little impact on the spectrum emitted; once again, we are left with the conclusion that the spectrum is particularly sensitive to longitudinal positions and velocities, but has a far weaker dependence on the transverse positions and velocities.

So far in our simulations, we have varied each parameter independently to understand how it affects the radiation spectrum. However, in a realistic scenario all parameters should be varied simultaneously. Therefore, we have performed a final simulation where the initial positions are perturbed by $\sigma_z = 0.02\lambda_1$ and $\sigma_x = \sigma_y = \lambda_1$ around the regular-spacing of the ideal case. The initial energy spread and angular divergence, instead, are $\sigma_{\gamma_0}/\gamma_0 = 0.001$ and $\sigma_\theta = 1$ mrad, respectively. The resulting frequency comb would be indistinguishable by eye to that shown for $\sigma_z = 0.1\lambda_1$ in Fig. 2, or in other words, the amplitude of the harmonics near the peak is about half that of the ideal case. Also in this case, if we repeat this simulation with the linearly-polarized pulse described at the end of Sec. IIB we find the spectrum is unchanged except by a constant factor in the height (as seen for the ideal case in Fig. 1). This verifies that our conditions for coherence, which were derived in the regime $a_0 \ll 1$, are essentially polarization-independent.

IV. CONCLUSION

In summary, we have derived the conditions necessary for the emission of coherent radiation from an electron beam colliding with a plane wave pulse and applied these findings to the generation of coherent frequency combs. These results can be used to demonstrate how coherence varies with the initial energy spread, particle positions,

and pulse duration. Specifically, we conducted numerical simulations to explore how a soft x-ray frequency comb could be produced under these conditions. An electron beam with a small initial energy spread and angular divergence, as utilized in this study, can be generated from a linear accelerator (linac). Similarly, the type of optical laser considered here is widely available. The primary challenge lies in creating an electron beam with highly regular spacing. In this context, we refer to Ref. [37], where numerical simulations have shown the production of equally spaced attosecond electron bunches through the collision of a high-power laser with a solid target. Finally, we note that the analytical conditions derived here could be used to further optimize this setup. For example, one could tolerate a larger initial energy spread with a few-cycle laser pulse. Alternatively, a lower frequency regime (e.g., optical or Terahertz) could be considered, allowing for more relaxed initial conditions.

Appendix A: Radiation spectrum observed in an arbitrary direction

Here, we show how the coherence of the emitted radiation varies with the direction of observation. This is simply a generalization of Eqs. (7)–(9). As before, the particles collide with a plane-wave pulse $A^\mu(\varphi) = (0, \mathbf{A}(\varphi))$ propagating in the direction of unit-vector \mathbf{n}_0 , where $n_0^\mu = (1, \mathbf{n}_0)$. The velocity can then be written as function of the wave phase $\varphi^j = \omega_0(n_0 x^j)$ as [29]

$$u^{j,\mu}(\varphi^j) = u_0^{j,\mu} - \frac{e}{m} A^\mu(\varphi^j) + \frac{e(u_0^j A(\varphi^j))}{m(n_0 u_0^j)} n_0^\mu - \frac{e^2 (A(\varphi^j))^2}{2m^2(n_0 u_0^j)} n_0^\mu. \quad (\text{A1})$$

Once again, we have assumed that all particles start outside the pulse $A^\mu(\varphi_0^j) = 0$ at the initial phase $\varphi_0^j = \omega_0(n_0 x_0^j)$. The position of each particle is then given by the integral in Eq. (5), and according to Eq. (6) the radiation spectrum is

$$\frac{d\mathcal{E}}{d\omega d\Omega} = \frac{e^2 \omega^2}{4\pi^2 \omega_0^2} \left| \sum_{j=1}^N e^{i\omega(\tilde{n}^j x_0^j)} \mathcal{I}^j(\omega, \mathbf{n}) \right|^2. \quad (\text{A2})$$

As in Eq. (7), the interference pattern depends on the initial positions via the sum of oscillatory terms under the square modulus. However, for a general observer we also have a dependence on the angle of observation via the four-dimensional quantity

$$\tilde{n}^{j,\mu} = n^\mu - \frac{(n u_0^j)}{(n_0 u_0^j)} n_0^\mu, \quad (\text{A3})$$

where $n^\mu = (1, \mathbf{n})$. The spectrum emitted by a single particle is characterized by the following integral

$$\mathcal{I}^j(\omega, \mathbf{n}) = \int_{-\infty}^{+\infty} \frac{\mathbf{n} \times (\mathbf{n} \times \mathbf{u}^j(\varphi))}{(n_0 u_0^j)} e^{i\Phi^j(\omega, \mathbf{n}, \varphi)} d\varphi, \quad (\text{A4})$$

$$\Phi^j(\omega, \mathbf{n}, \varphi) = \frac{\omega}{\omega_0} \frac{(n u_0^j)}{(n_0 u_0^j)} \varphi + \frac{\omega}{\omega_0} \int_{-\infty}^{\varphi} \frac{(n \Delta u^j(\varphi'))}{(n_0 u_0^j)} d\varphi'. \quad (\text{A5})$$

Here $\Delta u^{j,\mu}(\varphi^j) = u^{j,\mu}(\varphi^j) - u_0^{j,\mu}$ depends on the wave phase only via the vector potential. Therefore, $\Phi^j(\omega, \mathbf{n}, \varphi)$ is independent of the initial phase (and position) providing each particle begins outside the pulse, i.e. $A^\mu(\varphi) = 0$ for $\varphi \in [-\infty, \varphi_0^j]$. Hence, the interference pattern depends on the initial positions only via the sum of oscillatory terms under the square modulus in Eq. (A2). If all particles have the same initial velocity then $\tilde{n}^{j,\mu}$, $\mathcal{I}^j(\omega, \mathbf{n})$ and $\Phi^j(\omega, \mathbf{n}, \varphi)$ are identical for all particles. In this case, coherent emission occurs if the phase difference in Eq. (A4) is an integer multiple of 2π , as shown in Eq. (5.15) of Ref. [26].

In the case of a finite-duration pulse, e.g. $a(\varphi) = a_0 \cos^2(\varphi/\Delta)$ which is non-zero for $\varphi \in [-\pi\Delta/2, +\pi\Delta/2]$, the condition $A^\mu(\varphi_0^j) = 0$ can be satisfied exactly providing $\varphi_0^j \leq -\pi\Delta/2$. In the case of a Gaussian pulse, as considered in this paper, this condition can only be satisfied approximately $A^\mu(\varphi_0^j) \approx 0$. In practice, we found via numerical simulations that if the initial phase satisfied $\varphi_0^j \leq -2.5 \text{FWHM}_t \omega_0$ then the spectra presented in this paper were not visibly affected. Finally, we note that if the plane wave propagates in the opposite direction to the observer $\mathbf{n} = -\mathbf{n}_0$, and the initial transverse velocities are zero, then Eqs. (A2)–(A5) reduce to Eqs. (7)–(9).

ACKNOWLEDGMENTS

The authors wish to thank Christoph H. Keitel and Giuseppe Sansone for helpful discussions and for providing useful comments on the manuscript. M. J. Q. and A. D. P. wish to thank Evgeny Gelfer for discussions about coherence. M. J. Q. also thanks Chunhai Lyu for advice about the generation of optical frequency combs.

This material is based upon work supported by the Department of Energy [National Nuclear Security Administration] University of Rochester “National Inertial Confinement Fusion Program” under Award Number(s) DE-NA0004144.

This report was prepared as an account of work sponsored

by an agency of the United States Government. Neither the United States Government nor any agency thereof, nor any of their employees, makes any warranty, express or implied, or assumes any legal liability or responsibility for the accuracy, completeness, or usefulness of any information, apparatus, product, or process disclosed, or represents that its use would not infringe privately owned rights. Reference herein to any specific commercial product, process, or service by trade name, trademark, manufacturer, or otherwise does not necessarily constitute or imply its endorsement, recommendation, or favoring by the United States Government or any agency thereof. The views and opinions of authors expressed herein do not necessarily state or reflect those of the United States Government or any agency thereof.

-
- [1] T. Udem, R. Holzwarth, and T. W. Hänsch, Optical frequency metrology, *Nature* **416**, 233 (2002).
- [2] S. T. Cundiff and J. Ye, Colloquium: Femtosecond optical frequency combs, *Rev. Mod. Phys.* **75**, 325 (2003).
- [3] N. Picqué and T. W. Hänsch, Frequency comb spectroscopy, *Nat. Photonics* **13**, 146 (2019).
- [4] T. Fortier and E. Baumann, 20 years of developments in optical frequency comb technology and applications, *Commun. Phys.* **2**, 153 (2019).
- [5] Y. Shvyd’ko, R. Röhlsberger, O. Kocharovskaya, J. Evers, G. A. Geloni, P. Liu, D. Shu, A. Miceli, B. Stone, W. Hippler, B. Marx-Glowna, I. Uschmann, R. Loetzsch, O. Leupold, H.-C. Wille, I. Sergeev, M. Gerharz, X. Zhang, C. Grech, M. Guetg, V. Kocharyan, N. Kujala, S. Liu, W. Qin, A. Zozulya, J. Hallmann, U. Boesenberg, W. Jo, J. Möller, A. Rodriguez-Fernandez, M. Youssef, A. Madsen, and T. Kolodziej, Resonant x-ray excitation of the nuclear clock isomer ^{45}Sc , *Nature* **622**, 471 (2023).
- [6] C. Zhang, T. Ooi, J. S. Higgins, J. F. Doyle, L. von der Wense, K. Beeks, A. Leitner, G. A. Kazakov, P. Li, P. G. Thirolf, T. Schumm, and J. Ye, Frequency ratio of the ^{229}mTh nuclear isomeric transition and the ^{87}Sr atomic clock, *Nature* **633**, 63 (2024).
- [7] I. Pupeza, C. Zhang, M. Högner, and J. Ye, Extreme-ultraviolet frequency combs for precision metrology and attosecond science, *Nat. Photonics* **15**, 175 (2021).
- [8] M. Herrmann, M. Haas, U. D. Jentschura, F. Kottmann, D. Leibfried, G. Saathoff, C. Gohle, A. Ozawa, V. Batteiger, S. Knünz, N. Kolachevsky, H. A. Schüssler, T. W. Hänsch, and T. Udem, Feasibility of coherent xuv spectroscopy on the $1s-2s$ transition in singly ionized helium, *Phys. Rev. A* **79**, 052505 (2009).
- [9] T. W. Hänsch, Nobel lecture: Passion for precision, *Rev. Mod. Phys.* **78**, 1297 (2006).
- [10] J. L. Hall, Nobel lecture: Defining and measuring optical frequencies, *Rev. Mod. Phys.* **78**, 1279 (2006).
- [11] C. Gohle, T. Udem, M. Herrmann, J. Rauschenberger, R. Holzwarth, H. A. Schuessler, F. Krausz, and T. W. Hänsch, A frequency comb in the extreme ultraviolet, *Nature* **436**, 234 (2005).
- [12] R. J. Jones, K. D. Moll, M. J. Thorpe, and J. Ye, Phase-coherent frequency combs in the vacuum ultraviolet via high-harmonic generation inside a femtosecond enhancement cavity, *Phys. Rev. Lett.* **94**, 193201 (2005).
- [13] A. Cingöz, D. C. Yost, T. K. Allison, A. Ruehl, M. E. Fermann, I. Hartl, and J. Ye, Direct frequency comb spectroscopy in the extreme ultraviolet, *Nature* **482**, 68 (2012).
- [14] I. Pupeza, S. Holzberger, T. Eidam, H. Carstens, D. Esser, J. Weitenberg, P. Rußbüldt, J. Rauschenberger, J. Limpert, T. Udem, A. Tünnermann, T. W. Hänsch, A. Apolonski, F. Krausz, and E. Fill, Compact high-repetition-rate source of coherent 100 eV radiation, *Nat. Photonics* **7**, 608 (2013).
- [15] S. M. Cavaletto, Z. Harman, C. Ott, C. Buth, T. Pfeifer, and C. H. Keitel, Broadband high-resolution x-ray frequency combs, *Nat. Photonics* **8**, 520 (2014).
- [16] Z. Huang and K.-J. Kim, Review of x-ray free-electron laser theory, *Phys. Rev. ST Accel. Beams* **10**, 034801 (2007).
- [17] P. Schmüser, M. Dohlus, J. Rossbach, and C. Behrens, *Ultraviolet and Soft X-Ray Free-Electron Lasers*, 2nd ed. (Springer Berlin Heidelberg, 2009).
- [18] S. Tammaro, O. Pirali, P. Roy, J.-F. Lampin, G. Ducournau, A. Cuisset, F. Hindle, and G. Mouret, High density terahertz frequency comb produced by coherent synchrotron radiation, *Nat. Commun.* **6**, 7733 (2015).
- [19] Z.-W. Zhang, C.-H. Du, J.-F. Zhu, F.-H. Li, B. Shen, X. Wang, and P.-K. Liu, Free-electron-driven frequency comb, *Laser Photonics Rev.* **17**, 2200886 (2023).
- [20] K.-J. Kim, Y. Shvyd’ko, and S. Reiche, A proposal for an x-ray free-electron laser oscillator with an energy-recovery linac, *Phys. Rev. Lett.* **100**, 244802 (2008).
- [21] Q. Z. Lv, E. Raicher, C. H. Keitel, and K. Z. Hatsagortsyan, High-brilliance ultranarrow-band x rays via electron radiation in colliding laser pulses, *Phys. Rev. Lett.* **128**, 024801 (2022).
- [22] M. J. Quin, A. Di Piazza, C. H. Keitel, and M. Tamburini, Broadband coherent XUV light from e^-/e^+ microbunching in an intense laser pulse, *arXiv*, 2411.17631 (2024).
- [23] A. Di Piazza, C. Müller, K. Z. Hatsagortsyan, and C. H. Keitel, Extremely high-intensity laser interactions with fundamental quantum systems, *Rev. Mod. Phys.* **84**, 1177 (2012).
- [24] A. Gonoskov, T. G. Blackburn, M. Marklund, and

- S. S. Bulanov, Charged particle motion and radiation in strong electromagnetic fields, *Rev. Mod. Phys.* **94**, 045001 (2022).
- [25] A. Fedotov, A. Ilderton, F. Karbstein, B. King, D. Seipt, H. Taya, and G. Torgrimsson, Advances in qed with intense background fields, *Phys. Rep.* **1010**, 1 (2023), advances in QED with intense background fields.
- [26] M. J. Quin, *Coherence Effects and Spin Polarisation of Electrons in Electromagnetic Fields*, Master's thesis, University of Heidelberg (2020).
- [27] E. G. Gelfer, A. M. Fedotov, O. Klimo, and S. Weber, Coherent radiation of an electron bunch colliding with an intense laser pulse, *Phys. Rev. Res.* **6**, L032013 (2024).
- [28] A. Angioi and A. Di Piazza, Quantum limitation to the coherent emission of accelerated charges, *Phys. Rev. Lett.* **121**, 010402 (2018).
- [29] L. D. Landau and E. M. Lifshitz, *The Classical Theory of Fields*, 2nd ed. (Elsevier, Oxford, 1975).
- [30] J. D. Jackson, *Classical Electrodynamics*, 3rd ed. (John Wiley and Sons, Inc., 1998).
- [31] N. B. Narozhnyi and M. S. Fofanov, Photon emission by an electron in a collision with a short focused laser pulse, *Sov. Phys. JETP* **83**, 14 (1996).
- [32] V. Y. Kharin, D. Seipt, and S. G. Rykovanov, Temporal laser-pulse-shape effects in nonlinear thomson scattering, *Phys. Rev. A* **93**, 063801 (2016).
- [33] D. Seipt and B. Kämpfer, Nonlinear compton scattering of ultrahigh-intensity laser pulses, *Laser Physics* **23**, 075301 (2013).
- [34] M. J. Quin, *Classical Radiation Reaction and Collective Behaviour*, Ph.D. thesis, University of Heidelberg (2023).
- [35] M. Tamburini, *Radiation reaction effects in superintense laser-plasma interaction*, PhD thesis, University of Pisa (2011).
- [36] M. J. Quin, A. Di Piazza, C. H. Keitel, and M. Tamburini, Interparticle-Fields Amplified Radiation Reaction, *arXiv* , 2306.17832 (2023).
- [37] N. Naumova, I. Sokolov, J. Nees, A. Maksimchuk, V. Yanovsky, and G. Mourou, Attosecond electron bunches, *Phys. Rev. Lett.* **93**, 195003 (2004).