

Generative AI as a lab partner: a case study

Sebastian Kilde-Westberg,* Andreas Johansson, and Jonas Enger

Department of Physics, University of Gothenburg, SE 412 96 Gothenburg, Sweden

Abstract

Generative AI tools, including the popular ChatGPT, have made a clear mark on discourses related to future work and education practices. Previous research in science education has highlighted the potential for generative AI in various education-related areas, including generating valuable discussion material, solving physics problems, and acting as a tutor. However, little research has been done regarding the role of generative AI tools in laboratory work, an essential part of science education, and physics education specifically. Here we show various ways in which high school students use ChatGPT during a physics laboratory session and discuss the relevance of using generative AI tools to investigate acoustic levitation and the speed of sound in air. The findings show agreement with previous research regarding the importance of educating students about the capabilities and limitations of using generative AI. Contrasting fruitful and problematic interactions with ChatGPT during lab sessions with seven lab groups involving 19 high school students made it possible to identify that ChatGPT can be a helpful tool in the physics laboratory. However, the teacher plays a crucial role in identifying students' needs and capabilities of understanding the potential and limitations of generative AI. As such, our findings show that generative AI tools may handle some questions and problems and thus demonstrate their potential to help distribute teachers' workload more equitably during laboratory sessions. Finally, this study serves as an important point of discussion regarding the ways in which students need support and training to efficiently utilize generative AI to further their learning of physics.

* sebastian.lofgren@physics.gu.se

I. INTRODUCTION

The introduction of modern generative artificial intelligence (GenAI) tools, spearheaded by the public release of GPT and the chatbot ChatGPT [1], have led to a broad debate on their impact on education and future workforce needs [2–5]. In physics education, recent studies involving GenAI tools like ChatGPT focus on comprehension and its ability to generate valuable (reliable or interesting, but wrong) answers to physics problems [6–9]. Here, a need is identified for physics instructors to incorporate artificial intelligence (AI) in the classroom. In doing so, it is crucial to understand how students comprehend these tools in various situations, which has started to be investigated within the broader context of science education [10, 11]. However, studying natural science involves much experimental work, and thus, there is also a need to explore how GenAI can be utilized in laboratory settings to improve learning outcomes.

If one were to incorporate GenAI tools in the physics laboratory, it is essential to identify the reasons such tools could be used. In the broader field of science, technology, engineering, and math (STEM) education, research into the capabilities of GenAI to solve problems in educational contexts show promising, yet mixed, results [8, 12–15]. Results from these studies highlight the potential problematic belief of concluding that GenAI tools like ChatGPT would perform similarly on problems we humans would consider to be similar. One such example is highlighted in [12], where the performance of ChatGPT in understanding text-based structural notations dropped significantly, from averaging a success rate of 58 % to 28 %, just by changing from asking about conversion from InChi to IUPAC to the reverse. Further, one common assumption is that the more advanced models locked behind paywalls are inherently superior to the freely available ones. This notion is challenged in [14], where they found little overall differences between free and paid large language models at the time of the study. The broader question of whether a GenAI tool that has been proven to perform well at one time would continue to perform on a similar level at a later time has also been identified as not true, where models using the same name evidently change over time [16]. What these studies highlight is further the need not only to study the capabilities of individual tools but also their current potential and usefulness in the hands of users, with less of a focus on working with the latest and greatest model.

How, then, are students in STEM education able to make use of GenAI? In a study

where first- and second-year undergraduate students were tasked to evaluate the scientific quality of answers, where three were wrong and generated using ChatGPT, and one correct was generated by the researchers but in a way to simulate how ChatGPT would present the answer [6]. There, it was identified that the students' ability to gauge the quality of the answer was closely linked to their prior knowledge of the underlying physics. In another study where the potential of using ChatGPT as a tutor was investigated [11], students' preconceptions about the capabilities of GenAI tools influenced their trust in answers provided by ChatGPT. Further, they also identified that many of the students in the study blindly trusted answers provided by ChatGPT. As such, current research into students' views on GenAI shows both promising avenues for implementation and raises relevant concerns about the use of such tools.

A. Aim and Research questions

With the identified need to further explore in more nuanced ways how GenAI tools could be used in varying educational contexts and the intricate relationship between students and GenAI tools, our study aims to address this gap by reporting on a qualitative study where students explore the potential future role of GenAI tools, like ChatGPT, in the context of the high school physics laboratory. Specifically, our work provides valuable insight into how students are making use of ChatGPT during a lab session with varying prior knowledge of the phenomenon they are studying. To address the identified research gap, we aim to answer the following research questions (RQs)

RQ1: *What do students perceive as useful interactions with GenAI tools like ChatGPT during a lab session?*

RQ2: *How do high school students actively engage with ChatGPT to solve problems during a lab investigating the speed of sound using acoustic levitation?*

RQ3: *How can interacting with ChatGPT during the lab aid students in solving problems and with conceptual understanding?*

II. METHOD

The current study is designed to identify different ways students might naturally find it useful to make use of GenAI tools readily available to them in a laboratory situation. To that end, we opted to let students have access to one of the most common ways they might have come in contact with AI, the current free version of ChatGPT. Further, a lab was designed with the research questions in mind. As such, we intentionally focused on constructing a lab session so that students had little to no direct knowledge about the phenomenon under study and would struggle to complete the lab without consulting ChatGPT. In this section, we provide an introduction to the lab that was designed, as well as the context of the study in terms of participants, ChatGPT, data collection, and the analysis process. Finally, limitations connected to the chosen approach are also discussed.

A. Experimental setup and lab design

In the field of acoustic levitation, particles typically in the millimeter range are subjected to forces that cause them to levitate. These forces are due to the creation of an acoustic field of standing waves, where it is possible to trap objects in the sound intensity nodes [17]. The experimental setup (LeviLab, [18]) comprises two ultrasonic loudspeakers mounted vertically and opposite to one another on a caliper (Fig. 1). This configuration allows for the variable and precise measurement of the distance between the loudspeakers. Further, LeviLab outputs a constant frequency of 40 kHz, and attached to it is also a thermometer and a digital display, allowing for measuring the ambient temperature when running experiments using the setup.

Two loudspeakers emitting sound waves of the same frequency create a standing wave at specific distances apart. This phenomenon is caused by constructive interference and results in an acoustic field with regions of low and high acoustic radiation pressure, also known as sound intensity nodes and antinodes. The pressure differential between these regions gives rise to the acoustic radiation force on macroscopic objects situated within the acoustic field, which can be sufficiently strong to counterbalance the gravitational force.

In the current study, students had access to LeviLab, a DC power supply, millimeter-sized polystyrene particles, tweezers, and a lab manual. Additionally, the students were




FIG. 1. The experimental setup, also known as LeviLab. The external low-voltage DC power supply powering LeviLab is not included in the figure.

encouraged to also bring their physics textbook, formula book, and any calculator. The manual included a list of materials, including information on what LeviLab consisted of. Regarding the data collection process, the lab manual described the procedure as follows. Place the speakers some distance apart and place a polystyrene particle on the lower speaker. Then, gradually lower the upper speaker using the caliper until the particle is observed to levitate. Note the distance between the speakers and then continue lowering the speakers until you have observed the particle levitate approximately ten times. When conducting the experiment, also take note of the ambient temperature of the room.

The lab manual also had assignments related to both data analysis and some final discussion questions. However, the instructions related to the analysis had been intentionally designed to be somewhat vague, asking students to perform a linear regression and to calculate the speed of sound using a formula that includes wavelength and frequency without explicating the exact form of the equation. Additionally, students were also tasked

to compare the speed of sound with another model where the speed of sound depends on temperature. The intentional vagueness made it so that all or most groups would have to consult ChatGPT to identify what equation to use since it was beyond their expected prior knowledge, regardless of educational level. Finally, the discussion questions involved asking the students to construct a figure that described how sound waves can be used to counteract gravity, potential sources of errors, the relevance of measuring temperature, as well as applications of acoustic levitation. The discussion questions were added to further increase the need to consult ChatGPT during the lab session, but students were considered to have successfully finished the lab if they finished the analysis but not all discussion questions.

B. Participants

The current study was conducted with Swedish second- and third-year high school students taking one of the three physics courses offered in the Swedish high school curriculum [19]. Having students taking different level physics courses was made possible since the phenomenon of acoustic levitation is not present in the Swedish high school or compulsory school physics curriculum. However, in compulsory school, students learn about the physics of sound, specifically related to how it originates, propagates, can be reflected, as well as the particle model of matter including, e.g., pressure and density [20]. In the high school curriculum, however, sound is not covered in the course Physics 1, but again brought up in Physics 2 as part of learning about mechanical waves, and in Physics 3 in more advanced study of mechanical waves [19]. Thus, we expected the participants to have different, but at least some, knowledge about sound regardless of what Physics course they are currently taking.

Participating students taking Physics 1 or 2 were sought at one high school, and students taking Physics 3 were sought at a university that offered the non-mandatory course Physics 3 to third-year high school students. The sampling of students was done by convenience sampling, where all willing students got to participate in the study. In total, seven groups participated: four with second-year students taking Physics 1, one with third-year students taking Physics 2, and two with third-year students taking Physics 3. All groups consisted of three students, except Group 7 (Table I). Furthermore, since each lab group participated in the study parallel to their normal lesson, there was some variance in the time each group had

for the lab and interviews. On average, the pre and post-interviews took five minutes each and between five to ten minutes was required for transport to the classroom and informing the participating students about the study. In total, each group was given between 65 and 70 minutes to participate in the study. The effective lab time, which was either until they declared they were finished or the researcher present in the room had to stop them, for each group is presented in Table I.

Ethical considerations for this study have been made following local rules and guidelines set by the Swedish Research Council [22]. All participating students were old enough to understand the purpose of the study and the data collection method. Participants all gave written consent after being informed of the purpose of the study, what data was being collected, how it was to be handled to preserve their anonymity, and that participating was voluntary.

TABLE I. A summary of each lab group, including pseudonyms for each of the participants ($n = 19$), educational year, what Physics course they are taking, and their effective lab time rounded up to the nearest minute.

Lab group	Students ^a	Educational year	Physics course	Lab time (minutes)
1	Adele, Adam, Agnes	2	1	43
2	Benjamin, Beatrice, Bill	2	1	44
3	Caroline, Carl, Cassandra	2	1	56
4	Daniel, Daniela, Dante	2	1	55
5	Ebba, Eddie, Edith	3	2	46
6	Fabian, Fanny, Felix	3	3	47
7	Gabriella	3	3	56

^a Pseudonyms that preserve anonymity regarding name and gender by choosing names from the list of the most common baby names in Sweden in 2005 [21], half boys and half girls. Names were organized and chosen in alphabetical order, with one exception in E, where the first boy's name, Ebbe, was skipped due to the similarity to Ebba.

C. ChatGPT

Since the behavior of ChatGPT is changing over time, even for the same model [16], here we provide context regarding what model was used during the study, as well as when it was used. The data collection was done between March 5 and March 28, 2024. During each lab session, students had access to the currently freely accessible version of ChatGPT, GPT-3.5. Further, between each lab session, the entire chat history of the account was downloaded and then cleared from the account, meaning each lab group faced a seemingly empty account with no access to previous chats or any initial prompting done by the researchers. The account students used ChatGPT from was one created by the researchers.

We opted for the free version of ChatGPT after carefully considering its ability to assist with the analysis during the lab and the types of answers it could provide for the optional discussion questions towards the end of the lab. In our testing of GPT-3.5 in February 2024, we identified that the current version of ChatGPT could be a sufficient help in that it was able to provide answers, albeit of varying quality depending on how the prompts were constructed, to important questions related to the analysis students were tasked to conduct during the lab. Another argument for using the free version of ChatGPT during the study was that it would more closely perform on the level students who had prior experience with ChatGPT or similar GenAI tools thought it would. Thus, their use of ChatGPT during the study would be similar to how they would use it in a more naturalistic setting.

D. Data collection

To get relevant information about how the students worked during the lab, each group was filmed during the entire lab session, including the interview before and after the lab. Additionally, the entire chat history with ChatGPT was collected, as well as any written notes the groups created during the lab session.

During the interview before the lab session, students were asked if they had used ChatGPT or similar services before for school-related tasks, with a follow up on use in physics specifically. If they had such experiences, then follow-up questions asked for examples and what version of ChatGPT or other tool they had used. Then, to get a sense of the students prior knowledge and how they approach solving problems during labs, we also asked them

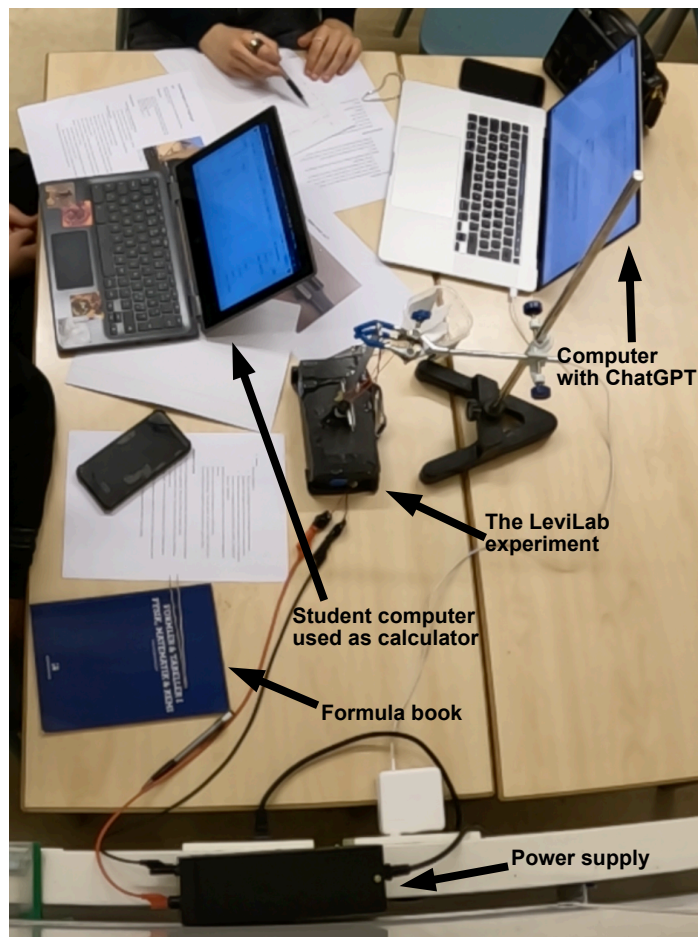


FIG. 2. What the students' laboratory workspace typically looked like, and what materials they chose to use.

what they think acoustic levitation is and how they would handle a situation where they run into a problem, practical or theoretical, during a normal lab session.

During the lab, the students were told that the researcher present in the room during the lab session would not interfere or answer any questions unless something unexpected happened with the equipment. In addition to the material needed to conduct the experiment during the lab session and what material students decided to bring to the session, a computer was also supplied by the researcher with ChatGPT. A typical view of their workspace space can be seen in Fig 2. The researcher would also interfere if students' handling of the equipment would have led to breakage or posed any danger to the students. Interference from the researcher was needed in groups 1, 2, 5, and 6 for about one minute within the first five minutes of the lab session. Groups 1, 2, and 5 had trouble understanding how to use

the caliper to vary the distance between the speakers, and it was deemed necessary for the researcher to explain this as they were at risk of breaking the glue holding the caliper and speakers in place. Group 6 experienced glitches with the cables between the setup and the power supply, and the researcher had to step in to provide new cables and perform a quick check to see if any of the electronics had been damaged. Finally, since Group 7 consisted of only one student, the researcher informed the student that they might ask clarifying questions about what they were doing during the lab session if it was deemed difficult to interpret what the student was working on only from the recorded video. The researcher asked questions regarding what the student did after 16, 40, and 50 minutes, respectively.

After the lab, another group interview was conducted in which the students were asked to first think aloud regarding how they thought about using or not using ChatGPT during the lab. That question was then followed up by asking if they discovered any problems in the answers they got from ChatGPT during the lab. Then, the students were asked to reason about if they think tools like ChatGPT can be used to get help with explanations in physics, as well as if they can use such tools to get help with various problems during a lab session. Finally, the groups were asked how they think AI tools could be used during lab sessions in physics.

E. Analysis and limitations

The research questions for this study are of an exploratory nature, with the aim of getting information about students' views of the potential role of GenAI tools in the physics laboratory, as well as furthering our understanding of the potential use cases of such tools in educational lab sessions. By collecting qualitative data and identifying that the three parts of the study, the pre and post-interviews and the lab session, provide a narrative account of students' experiences as a group, the analysis focused on extracting these by drawing upon an inductive narrative approach for the analysis.

Following the typical structure of working with qualitative data, including conducting a narrative analysis [23], the analysis includes multiple steps. First, to get familiar with the data, all of the video recordings were observed first as a whole, followed by a second time where the data was carefully transcribed. The transcription process of the video recordings was aided by first having a local version of Whisper [24] transcribe the data. Then, the first

author certified that the transcription provided by Whisper was correct, adding or changing wording as needed, anonymizing the transcript, and formatting the transcription so it was possible to identify the different speakers. After the transcription was complete, the first step of getting familiar with the data also included identifying what the groups did and when during the lab session. This was done by constructing Gantt charts (Fig 3).

The second step of the analytical process included inductively identifying relevant themes and passages that were in line with the general research aim of investigating the use of GenAI tools. Here, it was relevant to make use of the Gantt charts, transcripts, and each group's chat history with ChatGPT to conclude first what they had done when, how they discussed interactions, or lack thereof, of ChatGPT, as well as connect why they answered the way they did during the post-interview in light of their reasoning during the pre-interview and interactions with ChatGPT during the lab. Following the second step, parts three and four of the analysis included identifying the overall narrative tone and relevant themes and data to include in the findings sections. Here, tentative findings were discussed both among all authors of the papers as well as presented and discussed with colleagues external to the current study. Finally, after having reached a consensus among the authors of the overall story identified in the data, the final analytical step includes reporting and discussing the findings, as is presented in the findings, discussion, and conclusion section of this paper.

Collecting and reporting qualitative data, as is done in the current study, is an important step on the path of creating a collective understanding of the phenomenon under study [25]. As with all qualitative research, however, it is important to recognize how the researcher influences the analysis, which brings to light the issue of validity [23]. Another issue that relates to the overall validity of the current study is the lack of representability and thus generalizability. It is, therefore, important to recognize that the current study only included students enrolled in the Swedish school system. As such, any conclusions drawn from this study have to be viewed in the light of the current overall cultural context of that system. For example, it is important to recognize that soon after the public release of ChatGPT, the Swedish National Agency for Education urged schools to be cautious in letting students use such tools and to limit home assignments in general, as it would be nigh impossible to verify if the student or some GenAI tool had done the work handed in. The level of knowledge the involved researchers had about the current local educational landscape, as well as the societal debate, was therefore deemed relevant to be cognizant of when conducting the current study.

Finally, it is important to again stress what conclusions and insights can be gained from the current study. It is not to provide findings to produce an objective truth or provide absolute certainty, but rather to identify and argue for justifiable conclusions that produce likely interpretations that have some utility for the intended reader [23].

III. FINDINGS

Here, we present findings from the group interviews before and after the lab and what the students did during the lab, providing relevant data for answering the research questions. The current study is a case study involving a small number of participating students ($n = 19$), and as such, the findings presented here should not be seen as directly generalizable. Further, in this section, we include prompts by the groups but give a more descriptive take on what ChatGPT answers. We opted for this approach since all groups, except Group 6, interacted with ChatGPT in Swedish, and the act of translating the answers could have a profound impact on how the answers are interpreted by a reader. The entire chat history for each group is provided as Supplemental Material. As such, the interested reader may translate the chat history to get a more complete context of each group’s chat history.

A. Group interviews

In analyzing the interviews before and after the lab, we primarily sought to answer RQ1 and provide a potential additional perspective on some parts of the lab, namely the students’ self-reflection of what they had done and why. This additional information could be helpful to discuss RQ2 and RQ3.

Regarding what interactions with ChatGPT students perceive as useful in the context of a lab session, participants were primarily negative about the general usefulness of ChatGPT in physics and mathematics before the lab. All groups did mention that AI chatbots like ChatGPT were not good at math but could help provide comprehensible explanations of “words” (concepts) they had forgotten or thought the book or teacher did a poor job explaining. However, groups 4, 6, and 7 all stressed the importance of being cautious regarding the facts provided by ChatGPT and consistently trying to double-check with other reputable sources. A few students (Benjamin and Beatrice in Group 2, Caroline in Group 3, and Daniel in Group 4) had no prior experience using ChatGPT in physics prior to the current study. Of those students, Beatrice claimed they had not used AI chatbots for any school work previously, whereas Benjamin, Caroline, and Daniel mentioned having used it for help in other subjects that were not science or math.

After the lab, all groups except Group 5 were still skeptical of its ability to perform

calculations or do any meaningful analysis. Apart from Group 5, all students mentioned that it might not be a good idea to rely on ChatGPT for calculations. Groups 4 and 6 said ChatGPT was helpful during the analysis since it could provide relevant equations and that they could trust them by either studying the equations and see if they looked correct or by performing calculations and verifying if the answer was in line with their hypothesis. However, Group 6 specifically mentioned that this requires that you know something about the underlying physics. Further, Group 3 said they got an equation from ChatGPT to use during the analysis, but that they could not know if it was correct since ChatGPT did not provide any source. Within group 5, the reasoning was that ChatGPT was useful when one has to do *“simple analysis that only takes time to write down and calculate. For that, ChatGPT is useful and good to use ... it gives a good estimate based on previous research and is therefore a good base answer.”* (Ebba, group 5).

The students who had no previous experience with using AI chatbots in physics, Benjamin, Beatrice, Caroline, and Daniel, stated after the lab that they would use such tools in the future when they are looking to get short and simple explanations of things they struggle to understand. Furthermore, most groups stated that their answers from ChatGPT during the lab seemed reliable and felt no need to fact-check theoretical answers. Groups 4, 6, and 7 had a similar stance on trustworthiness before and after the lab regarding theoretical information. However, all mentioned that they thought it was reliable in providing physics formulas because they did not see any reason for fake information about those in the training data. Fabian in group 6 explicated this as *“We got two different formulas for the speed of sound. The first gave like 2000 meters per second and the other 344 comma something, so it felt more reasonable. Often there is some truth in all it says because it always comes from some context, but it might be a context we don’t know about. For example the first formulae I still think is right because it makes no sense to keep fake physics in the training [data], but it might be that it gave wrong units or something.”*

When asked about how they thought AI tools like ChatGPT could be utilized in physics labs in the future, all groups, except group 5, said it could be a good substitute for the teacher in answering conceptual questions. Group 5 thought it could also be good to help with calculations or get answers to some practical questions if they did not have enough time to finish the lab during class properly. Gabriella (group 7) explicitly mentioned the problem of using AI tools to cheat but stated that *“ChatGPT can help you formulate explanations*

you are not fully done with. It is less obvious cheating in labs because it can help you with explanations or clarifications, but never do the work for you." Additionally, groups 4, 6, and 7 were all of the mindset that AI chatbots could be a valuable tool during labs in the future because they can help students *"get answers to small stuff like helping you remember some word or technique and help the teacher by outsourcing simple or 'stupid' questions. But it's also important that students get better knowledge about how AI tools work and how to ask good questions."* (Fanny, group 6). In relation to "stupid" questions, no group clearly defined what they meant by similar wording, but most students mentioned that it could be useful to ask ChatGPT about the meaning of non-physics words that appeared on lab instructions that they had forgotten or to ask about concepts they should know about, but had forgotten since they had not heard the word for some time.

B. Interactions with ChatGPT during the lab

In this paper, we define one interaction with ChatGPT as consisting of one written prompt by the user and the reply from ChatGPT. During the lab, the number of interactions the groups had with ChatGPT varied from two to 17. Fig. 3 illustrates the manner in which each laboratory group engaged with the assigned tasks, categorized according to the following parameters: Read instructions, Using lab equipment, Discussion, Analysis, Using ChatGPT, and Discussing ChatGPT. The meaning of the categories is elucidated in Table II. For each lab group, Fig. 3 indicates how they worked during the lab using the categories Read instructions, Using lab equipment, Discussion, Analysis, Using chatGPT, and Discussing ChatGPT (see Table II).

Two groups, 2 and 5, tried to get some guidance from ChatGPT regarding data collection and equipment handling. Group 5 tried to get practical guidance on how to do something with the lab equipment using the prompt *"How do you adjust sound frequency on a Levilab"*. This was asked after having read the instructions once and interpreting the instruction of varying the distance between the speakers to be synonymous with adjusting the sound frequency. The response was seemingly irrelevant and mentioned a product called Levilab. However, it differed from the equipment they had access to, and the students re-read the instructions without interacting with ChatGPT until the end of the lab session. Group 2, who struggled to identify what data to collect during the lab and, as such, had to collect

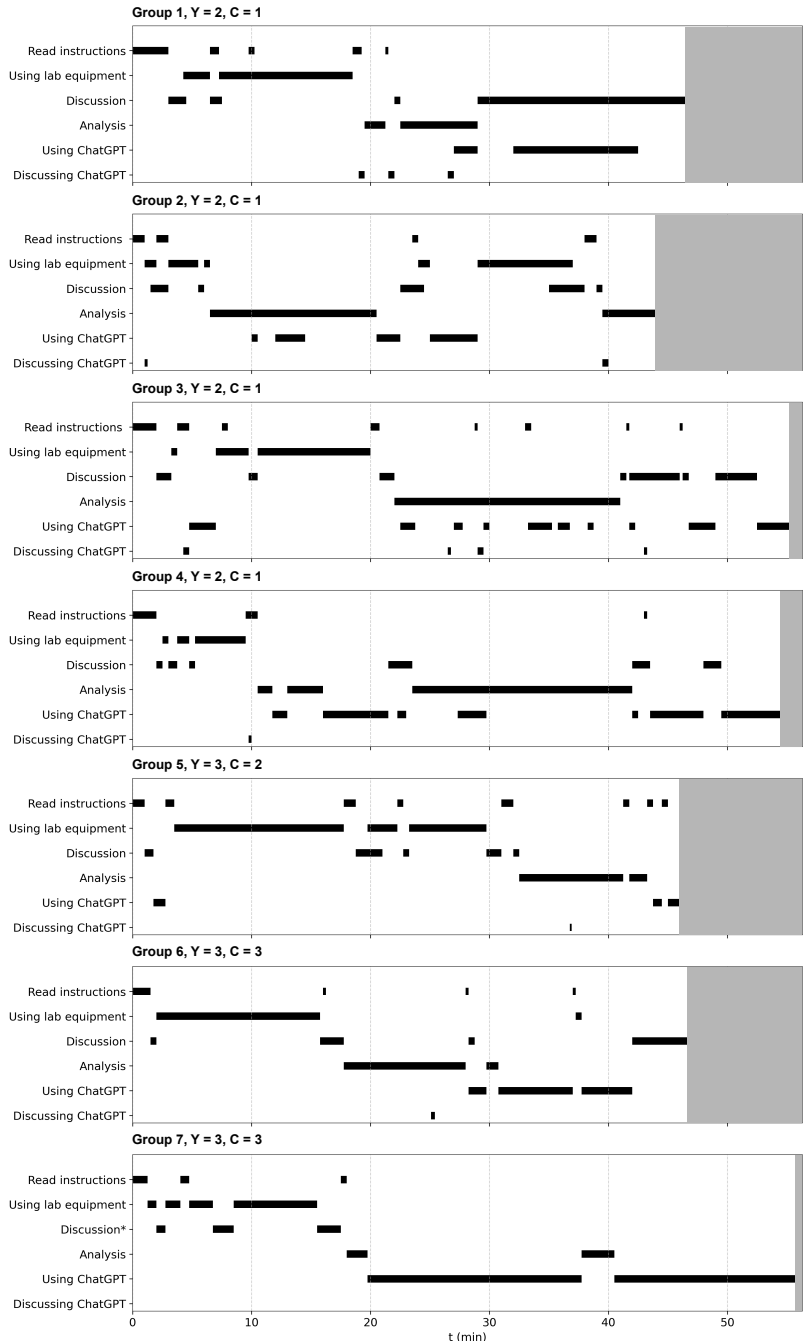


FIG. 3. Visualizing the workflow for each group, including information about their year (Y) and course (C), during the lab using Gantt charts using the categories defined in Table II. Since group 7 had only one student, the criteria for Discussion* was extended here also to include times when the student's actions did not fit in the other categories. An example is when the student conducted more general note-taking during the lab. Gray bars are added to indicate each group's end time, as specified in Table I.

data twice, did consult ChatGPT on “*how DO YOU PERFORM LABORATION of acoustic wavelength and sound speed*” about 20 minutes into the session. For them, even though the reply from ChatGPT did not describe how to conduct measurements with the available equipment, the answer led them to understand that the concepts of sound waves, speed, and frequency were relevant to the experiment.

Groups 1, 3, 4, 6, and 7 had no interactions with ChatGPT connected to the data collection. During the data collection process, Carl, in group 3, who was not involved in handling the equipment or taking notes, was tasked to ask ChatGPT to guide the group on what acoustic levitation does. He did this first by asking “*What is acoustic levitation?*”, with a follow-up to get more relevant information that was “*Explain to a high school student*”. Overall, the group was content with the second answer. There, ChatGPT used a metaphorical invisible basket and explained that it was created by special patterns of sound waves that made several pressure points that could be used to hold an object in place. ChatGPT additionally made an analogy to trying to levitate balls in the air by blowing on them from

TABLE II. Categories and corresponding criteria used to identify the overall workflow for each group during the lab.

Category	Criteria
Read instructions	If students seem to be actively engaged in reading the lab manual
Using lab equipment	If students seem to be actively engaged in reading the lab manual
Discussion	If students talk among each other about the lab such as what to do, how to interpret results, sorting out questions, or talk about something that does not fit in the other categories
Analysis	If students are performing calculations or are otherwise involved in tasks related to data analysis, such as generating relevant graphs, as well as discussing or looking up formulas to use
Using ChatGPT	If students write to ChatGPT, read responses, or directly discuss responses or the interaction as a whole
Discussing ChatGPT	If students discuss something where ChatGPT is mentioned (or if any abbreviations such as “Chat,” “the AI,” or similar wording are used), without interacting with it

below. By accepting this explanation, the experimental setup the students worked with does not make much sense as it uses two opposing speakers to make a particle levitate, and the fact that the particle only levitates for some distances between the speakers [26]. The answer ChatGPT gave to the first question Carl posed only mentioned that acoustic levitation uses sound waves to lift and manipulate objects and that sound waves can create an acoustic field that generates pressure points in a volume of air or other medium. Thus, it was similarly vague regarding what happens, but omitted the use of analogies.

Group 6 also tried to get an introduction from ChatGPT on acoustic levitation. However, the group was more familiar with mechanical waves, including relevant concepts such as standing waves, and utilized prior knowledge in their interactions with ChatGPT. Additionally, they chose to interact with ChatGPT using English, as they claimed it had a lot more English than Swedish in its training set. From the prompt *“could you give us a introduction to acoustic levitation?”* they got a reply that involved relevant concepts such as standing waves, nodes and anti-nodes, and acoustic radiation pressure. However, the claim that objects can be levitated in both nodes and anti-nodes did not agree with the group’s hypothesized explanation of why the particle did not levitate at all speaker separation distances. As such, they continued to probe if ChatGPT gave what they could gauge as a legitimate explanation of this claim by asking *“Where in the standing wave can you balance an object and why?”*. The new response from ChatGPT made them more confident in their hypothesis that the particle could only levitate in the displacement nodes since it once again mentioned levitation to be possible in both nodes and anti-nodes but also stated that levitation in the anti-nodes would be unstable but would still be attracted there due to a *“stronger radiation pressure”*. Group 6 discussed that this explanation was confusing and possibly based on flawed reasoning, although they were not sure because they felt they lacked the proper knowledge about the physics involved.

In general, groups 1, 2, 3, 5, and 7 were identified as struggling during the lab, meaning that they had trouble understanding what data to collect, got stuck during the analysis, or both. For groups 1, 2, 3, and 5, interactions with ChatGPT focused on asking simple questions and they did little to no follow-up. As an example, Group 2 had an initial interaction with ChatGPT asking *“How to convert kelvin to celcius”*, with the follow-up *“how many degrees celdius is 273 kelvin”*. In the first response, ChatGPT provided the formula $T_C = T_K - 273.15$, and also included an example where $T_K = 300$ K. In the second response,

ChatGPT said that with $T_K = 273$ K, $T_C = -0.15$ °C. After the replies, the group went on to have a discussion without ChatGPT about whether they needed the temperature data or not for the experiment. Group 7 struggled mainly due to a lack of knowledge on how to use the online calculator Desmos. They opted for using Desmos since they did not bring a calculator to the lab session, and thus, much of the interaction with ChatGPT focused on trying to get help with understanding how to use Desmos to perform the necessary analysis.

Towards the end of the lab session, Group 5 struggled with the analysis and getting an estimate of the speed of sound from the data they had collected. Then, they turned to ChatGPT as asked *“what is speed of sound in 22 degrees celsius”*. The reply told them that the approximate speed of sound at 22 degrees Celsius is 344 m/s, and the group was then happy to not continue with their own calculations but simply agreed that the answer given by ChatGPT was a good estimation of what they would have ended up with. In their short discussion they said that this was reasonable since ChatGPT provides *“a good average of previous research results”* (Eddie, Group 5), and the answer could thus be understood as ChatGPT had done the analysis for them.

Groups 4 and 6 both did well during the lab and showed a deeper understanding of how to interact with ChatGPT during the lab. Questions they posed also included some poorly formulated ones such as *“which sl unit is wavelength written with?”*. However, a meaningful difference was the amount of follow-up and additional probing the interactions included. Group 6 notably chose to double-check the answers given by ChatGPT by opening up additional chats and asking similar questions again but without having the context of the entire chat history. Both groups also tried to more deeply understand how acoustic levitation works by posing different questions to ChatGPT, then discussed the answers among them and posed a new question to see if their understanding aligned with the new answers provided by ChatGPT. Such an interaction can be seen in Group 4 towards the end of the lab session (50 minutes into the session) when they discussed how particles could be levitated using the experimental setup together with ChatGPT using the prompts *“how can sound waves counteract gravity”*, *“what do you mean by the gravitational force is balanced?”*, *“simplify how sound waves counteract the gravitational force ?”*, and *“is it particles that have bounced on each other and in that way creates a force upward that takes out the gravitational force”*. In between the prompts, Group 4 tried to identify if the answers they got agreed with their prior knowledge and results from the experiment. However, due to their lack of adequate

knowledge about the underlying physics, they ultimately struggled with identifying if the explanation ChatGPT gave as an answer to their final prompt was correct. Further, the answer mentioned sound waves, vibration, and energy transfer via collisions. It ultimately reinforced the students' notion that it is more about some force pushing the particle from below than a more complex phenomenon involving standing waves.

IV. DISCUSSION

The findings in the current study are based on seven lab groups and the work and reflection of, in total, 19 students. As such, they should not be interpreted as directly generalizable. However, this study provides important insights into the potential use, current and future, of GenAI tools in high school science laboratories. First, the findings reveal that the participating students found it practical to have access to a tool like ChatGPT during labs to get answers to simple conceptual questions. Second, groups with less prior knowledge of the underlying physics relevant to fully understanding the lab also struggled with making adequate use of ChatGPT to further their understanding, possibly connected to their inability to gauge the correctness of answers provided by ChatGPT. Here, we discuss the findings in relation to the research questions, as well as the broader implications of using GenAI tools in the high school physics laboratory.

Regarding RQ1: *What do students perceive as useful interactions with GenAI tools like ChatGPT during a lab session*, our findings agree with previous studies. In agreement with [6], our findings show similarities regarding that students require knowledge about the underlying physics in order for them to gauge whether answers provided by ChatGPT were trustworthy. This is exemplified well by Group 6, one of two groups of third-year students taking the optional course Physics 3, where they could get meaningful assistance from ChatGPT during the analysis stage of the lab in identifying a formula to calculate the speed of sound that included temperature dependence. If not for the group's prior knowledge of the physics of sound, they might not have been able to conclude that the initial equation provided by ChatGPT was faulty in that the form of the equation was correct, but the gas constant R was given with the wrong units and would have had to be converted prior to using it to calculate the speed of sound. The importance of prior knowledge about the specific area to successfully identify the validity of answers given by ChatGPT is further strengthened by examining an interaction during the lab by Group 4. Although they were one of the groups with second-year students taking Physics 1 and thus having access to very little prior knowledge of the physics of sound, they were identified as performing well during the lab since they were able to identify what data they should collect and perform the analysis without issues. However, they ended up struggling towards the end of the lab session when they were tasked to discuss how acoustic levitation works. Due to their limited

to non-existent knowledge of wave mechanics and the physics of sound, they had few tools available to them to challenge what answers ChatGPT gave them. As a result, despite Group 4 demonstrating an understanding of the need to pose not just one question but many to try to identify if the answers provided by ChatGPT made sense or not, they were ultimately led down a path toward a wrong explanation that it is mainly the lower speaker that supplies a force by pushing on the styrofoam particle and thus counteracting gravity. Finally, in most other interactions with ChatGPT during the lab session, the groups seemed to take the answers provided by ChatGPT as simply being the truth. This may be connected to how the students, at times, anthropomorphized ChatGPT during the interviews. Group 3 stated that they might not fully trust the answers if ChatGPT did not provide any sources or citations, and Group 5 stated that ChatGPT can be trusted since it has knowledge about previous research results. In general, during the group interviews before and after the lab, when asked about the capabilities of ChatGPT, students were quick to use words such as knowledge and talk less about it as some tool and more as a person with much knowledge. During the interviews, it was mainly groups 6 and 7 that stood by talking about what ChatGPT can answer and not reliably as dictated by what data it had in its training, thus indicating them being more cognizant of that GenAI tools are not having knowledge and reasoning skills similar to humans.

Concerning RQ2 and RQ3, they focus more on how students interacted with ChatGPT during the lab to overcome specific hurdles. Previous studies provide little information about its capabilities to function as a lab partner. What it does show, however, is that depending on the type of questions and problems students face, it might be able to provide reliable answers, as it can be good at solving subject-specific problems [8, 9]. Further, it has also been identified that GenAI tools, like ChatGPT, can reproduce language and provide answers relevant to tackling problems in laboratory settings [10]. Our findings indicate similar conclusions. In RQ2, *How do high school students actively engage with ChatGPT to solve problems during a lab investigating the speed of sound using acoustic levitation*, Fig. 3 show that students tend to make use of ChatGPT after having done all or most of the data collection. Together with data from the group interviews where students stressed the major use case of ChatGPT being to answer conceptual questions or to help clarify wordings in the lab instructions, this indicates that despite having little to no knowledge about the phenomenon under study, the groups had little problem collecting data using the

experimental setup.

On the other hand, the part the groups did make use of ChatGPT during the lab session was primarily during the analysis and to get help with the discussion questions about the phenomenon of acoustic levitation. Here, the primary beneficial use case for the groups was related to getting help with identifying what equations to make use of, as well as getting an introduction to acoustic levitation. A noteworthy special case was Group 5, who “outsourced” the analysis to ChatGPT after failing to understand what to do with the data by simply asking what the sound speed was at the room’s current temperature. During the analysis, it is important to stress that the lab instructions were intentionally vague in that no equations were provided. Instead, the assumption was that students would utilize a combination of ChatGPT and their formula book to identify how to make use of the data to get the speed of sound using the equation $v = f\lambda$ and compare that to the speed of sound they get when using an equation that included temperature dependence. Additionally, if the groups had time, they were tasked to discuss questions related to acoustic levitation, including the underlying principles of acoustic levitation. As such, it was expected that all groups, regardless of their natural intention to use or not use ChatGPT during the study, were incentivized to at least try to use it during the analysis and discussion part.

Overall, the findings presented in the current study demonstrate fruitful and problematic interactions with ChatGPT in terms of aiding students in solving problems or helping them understand the phenomenon of acoustic levitation. Groups 4 and 6 were both able to use ChatGPT to aid them during the analysis in that Group 4 successfully utilized it to aid them in reasoning about whether the wavelength they got from the data collection was reasonable. Further, both groups showed proficiency in discussing how to identify if the equations given to them from ChatGPT were reliable by drawing upon their prior knowledge of dimensional analysis. Contrary to these, groups 1, 2, 3, and 5 all demonstrated that lacking knowledge about the relevant physics and how GenAI tools like ChatGPT “reasons” or has “knowledge”, having access to such tools in a classroom setting, including laboratories, might end up disadvantageous for the students learning. The reasoning here is that if the teacher is not aware of the student’s questions and problems, they may rely on answers from a GenAI tool that are not disciplinarily accepted and could strengthen problematic interpretations of various concepts. Thus, although ChatGPT can be a helpful tool in the physics laboratory, it is crucial to recognize teachers’ role in identifying each student’s needs in relation to

their specific problems and questions. It can be reasonably argued that GenAI tools can serve as valuable discussion partners in the physics lab, provided students are aware of their capabilities and limitations and can effectively prompt them. This has the potential to distribute the teachers' workload more equitably among students, with those who require additional support able to benefit from the tool.

V. CONCLUSION AND OUTLOOK

GenAI has made a clear impact on the public and educational discourse about the future of work and education. It, and AI more generally, are looking to be part of people's daily lives to an even larger extent in the future, both at an individual and professional level. Therefore, it is essential that, as far as possible, both teachers and students are instructed in how to interact with GenAI tools to extract the greatest benefits from them. This has happened with other technologies in the past, including calculators, digital circuits, computers, and the internet. However, GenAI tools are different in that they respond to the user in fundamentally new ways, thus requiring new kinds of training related to formulating questions and gauging the reliability of results and answers from such tools.

In the current study, we address the research gap related to the need to explore how GenAI tools, specifically the free version ChatGPT at the time of the data collection, could be used in the educational physics laboratory. Our findings are in agreement with previous research regarding the importance of educating students about the capabilities and limitations of AI tools, as well as gaining some level of understanding about how they are developed and "*think*". In STEM education specifically, there is a need to further explore and develop educational strategies and material that can help students and teachers better understand how to best utilize and think about the role of GenAI in education, not the least in laboratory settings. As these tools continue to be developed, their capabilities to simulate a trustworthy chain of reasoning will improve, furthering the need to carefully consider what implications interactions with such tools may have when it comes to learning concepts in disciplinary-accepted ways. Here, the role and knowledge of the teacher about AI is of utmost importance. Finally, we have identified that there is a potential to make use of GenAI tools like ChatGPT in the physics laboratory as a lab partner, but that the usefulness looks to be dependent on students knowledge about the phenomenon under study as well as their knowledge about how GenAI tools function. Furthermore, the specific ways in which such a tool is best employed in the physics laboratory require more research and will also be dictated by the future development of such tools.

ACKNOWLEDGMENTS

We would like to thank the students who participated in the study. We also thank our dear friend and colleague Dr. Ricardo Méndez-Fragoso for providing valuable insights in discussing and reviewing the manuscript.

Author contributions

Sebastian: Conceptualization, Data curation (lead), Formal analysis, Investigation (lead), Methodology, Project administration, Resources (lab design; supporting), Validation (lead), Visualization (lead), Writing - original draft, Writing - review & editing (lead). **Andreas:** Investigation (supporting), Resources (lab design; lead), Validation (supporting), Visualization (supporting), Writing - original draft (supporting), Writing - review & editing (supporting). **Jonas:** Data curation (supporting), Investigation (supporting), Supervision, Validation (supporting), Writing - review & editing (supporting).

-
- [1] OpenAI, Chatgpt, <https://www.openai.com>.
 - [2] European Commission: European Education and Culture Executive Agency, Ai report: by the european digital education hub's squad on artificial intelligence in education (2023).
 - [3] Y. Shen and X. Zhang, The impact of artificial intelligence on employment: the role of virtual agglomeration, *Humanities and Social Sciences Communications* **11**, 122 (2024).
 - [4] S. Wells, Ready or not, ai is coming to science education — and students have opinions, *Nature* **628**, 459 (2024).
 - [5] World Economic Forum, The future of learning: How ai is revolutionizing education 4.0, <https://www.weforum.org/stories/2024/04/future-learning-ai-revolutionizing-education-4-0/> (2024).
 - [6] M. N. Dahlkemper, S. Z. Lahme, and P. Klein, How do physics students evaluate artificial intelligence responses on comprehension questions? a study on the perceived scientific accuracy and linguistic quality of chatgpt, *Physical Review Physics Education Research* **19**, 010142 (2023).

- [7] B. Gregorcic and A.-M. Pendrill, Chatgpt and the frustrated socrates, *Physics Education* **58**, 035021 (2023).
- [8] G. Kortemeyer, Could an artificial-intelligence agent pass an introductory physics course?, *Physical Review Physics Education Research* **19**, 010132 (2023).
- [9] V. López-Simó and M. F. Rezende, Challenging chatgpt with different types of physics education questions, *The Physics Teacher* **62**, 290 (2024).
- [10] J. L. Araújo and I. Saúde, Can ChatGPT Enhance Chemistry Laboratory Teaching? Using Prompt Engineering to Enable AI in Generating Laboratory Activities, *Journal of Chemical Education* 10.1021/acs.jchemed.3c00745 (2024).
- [11] L. Ding, T. Li, S. Jiang, and A. Gapud, Students' perceptions of using chatgpt in a physics class as a virtual tutor, *International Journal of Educational Technology in Higher Education* **20**, 63 (2023).
- [12] K. Hallal, R. Hamdan, and S. Tlais, Exploring the potential of AI-Chatbots in organic chemistry: An assessment of ChatGPT and Bard, *Computers and Education: Artificial Intelligence* **5**, 100170 (2023).
- [13] G. Polverini and B. Gregorcic, Performance of chatgpt on the test of understanding graphs in kinematics, *Physical Review Physics Education Research* **20**, 010109 (2024a).
- [14] G. Polverini and B. Gregorcic, Evaluating vision-capable chatbots in interpreting kinematics graphs: a comparative study of free and subscription-based models, *Frontiers in Education* **9**, 10.3389/educ.2024.1452414 (2024b).
- [15] K. D. Wang, E. Burkholder, C. Wieman, S. Salehi, and N. Haber, Examining the potential and pitfalls of chatgpt in science and engineering problem-solving, *Frontiers in Education* **8**, 10.3389/educ.2023.1330486 (2024).
- [16] L. Chen, M. Zaharia, and J. Zou, How Is ChatGPT's Behavior Changing Over Time?, *Harvard Data Science Review* **6** (2024), <https://hdsr.mitpress.mit.edu/pub/y95zitmz>.
- [17] A. Johansson, R. Méndez-Fragoso, and J. Enger, Developing a self-calibrating system for volume measurement of spheroidal particles using two acoustically levitated droplets, *Review of Scientific Instruments* **95**, 10.1063/5.0211033 (2024a).
- [18] A. Johansson, S. Kilde-Westberg, and J. Enger, Levilabs: learning about sound through acoustic levitation, *Physics Education* **59**, 063005 (2024b).
- [19] Swedish National Agency for Education, *Physics [subject syllabus]* (2011).

- [20] Swedish National Agency for Education, Curriculum for Compulsory School, Preschool Class and School-Age Educare – Lgr22 (2024).
- [21] Statistics Sweden, Newborns, the 10 and 100 most common first names normally used, by year. year 1998 - 2022 [data set] (2024).
- [22] Swedish Research Council, Good research practice 2024 (2010).
- [23] M. Crossley, Narrative analysis, in *Analysing Qualitative Data in Psychology* (SAGE Publications, Ltd, 2007).
- [24] Using the app Ragnar, an open-source project available on Github:
<https://github.com/mickekring/ragnar.git>.
- [25] M. Cortazzi, Narrative analysis, *Language Teaching* **27**, 157–170 (1994).
- [26] Rather, acoustic levitation utilizes the phenomenon of standing waves to trap particles in sound intensity nodes. As a visual example, see Fig. 3 in [17].