

Néel vector-dependent anomalous transport in altermagnetic metal CrSb

Tianye Yu,^{1,*} Ijaz Shahid,^{1,2,*} Peitao Liu,^{1,2} Xing-Qiu Chen,^{1,2,†} and Yan Sun^{1,2,‡}

¹*Shenyang National Laboratory for Materials Science, Institute of Metal Research,
Chinese Academy of Sciences, Shenyang 110016, China.*

²*School of Materials Science and Engineering, University of Science and Technology of China, Shenyang 110016, China.*

Altermagnetism is a recently proposed class of collinear magnetism that combines the characteristics of both ferromagnetism and antiferromagnetism. Altermagnets are predicted to exhibit anomalous transport phenomena, such as the anomalous Hall and Nernst effects, as observed in ferromagnets but with a vanishing net magnetic moment, akin to antiferromagnets. Despite the promising potential of altermagnetic materials for realizing these unique transport properties, progress has been limited due to the scarcity of metallic altermagnets. Motivated by the recent discovery of the altermagnetic metal CrSb, we conducted a systematic study of its electrical and thermoelectric transport properties, including the anomalous Hall and Nernst effects, using first-principles calculations. Our findings indicate that CrSb exhibits low magnetocrystalline anisotropy energy, allowing for the manipulation of the Néel vector through an external electric field. We explored the anomalous Hall and Nernst conductivities as functions of the Néel vector orientation, finding that both effects reach their maximum when the Néel vector is aligned along $\frac{1}{2}\mathbf{a}+\mathbf{b}$. The origins of both conductivities were analyzed in terms of Berry curvature distribution in the Brillouin zone. Our results illustrate the Néel vector-dependent anomalous Hall and Nernst effects in an altermagnetic metal, offering an additional metallic altermagnetic platform to investigate anomalous transport properties, thereby complementing the widely studied RuO₂.

I. INTRODUCTION

Magnetism has long been a central topic in condensed-matter physics. Within the domain of collinear magnetism, attention has traditionally been directed toward two primary types: ferromagnetism, where spins in a lattice align in a uniform direction, and antiferromagnetism, characterized by two spin sublattices with opposite orientations. Recently, a novel class of magnetism, termed altermagnetism, has been proposed[1–8]. This emerging class distinguishes itself from the two conventional types. In altermagnets, the net magnetization is vanishing, similar to antiferromagnets. However, it is the rotational symmetry (proper or improper, symmorphic or nonsymmorphic) not the inversion or translation symmetry operation that relates the two antiparallel sublattices, leading to a spin-splitting band structure, reminiscent of ferromagnets. As a key characteristic of altermagnets, the spin-splitting electronic structure has been widely investigated through theoretical calculations[9–30], but experimental evidence remains scarce. The first experimentally confirmed altermagnet, identified through angle-resolved photoemission spectroscopy (ARPES) measurements, is MnTe[31–33].

Owing to the odd parity of Berry curvature (BC) with respect to time-reversal operation, nonmagnetic systems with time-reversal symmetry exhibit no anomalous Hall effect (AHE), whereas the situation is different for ferromagnets[34, 35]. In certain magnetic materials, while time-reversal symmetry is broken, the com-

bination of time-reversal symmetry with specific space group operation ensures that the net BC over the entire Brillouin zone sums to zero[36, 37]. This generally applies to antiferromagnets with two magnetic sublattices connected by PT or $T|t$ symmetry, where P is inversion, T is time reversal, and t is fractional translation. However, a nonzero net BC and a finite intrinsic AHE are permitted in altermagnets with spin splitting. The AHE in altermagnets has been both theoretically studied and experimentally observed in RuO₂[38], Mn₅Si₃[39], and MnTe[40]. However, specific constraints within these materials limit further exploration of AHE. To be specific, the magnetic ground state of RuO₂ remains under debate[41–47]. MnTe is a semiconductor with a band gap of about 1.3 eV, exhibiting suboptimal conductivity compared to metals[48, 49]. As for Mn₅Si₃, its magnetic states are sensitive to temperature and non-collinear magnetic structures are involved, which limits the measurements and applications in anomalous transport of collinear altermagnetic phase[50–53]. Therefore, altermagnetic metals with high Néel temperatures are widely sought after.

Recently, CrSb was identified as a new altermagnetic metal through experimental studies, unveiling a range of novel physical phenomena. The existence of different carriers with high mobility yielding a nonlinear magnetic field dependence of the Hall effect was revealed[54]. Additionally, ARPES measurements and first-principles calculations identified surface Fermi arcs near the Fermi level, which originate from bulk band topology[55]. Most notably, the key characteristic of altermagnets, spin splitting up to 1.0 eV along non-high-symmetry paths near the Fermi level, was observed by ARPES measurements from different groups[55–59]. These properties establish CrSb as a prominent material among altermagnets. In

* These authors contributed equally to this work.

† xingqiu.chen@imr.ac.cn

‡ sunyan@imr.ac.cn

comparison to MnTe, CrSb exhibits metallic characteristics that offer superior conductivity, thereby benefiting transport property measurements. Furthermore, in contrast to Mn₅Si₃, the altermagnetic ground state of CrSb exhibits little sensitivity to temperature, with a relatively high Néel temperature exceeding 700 K[60], thereby offering a broad temperature range for investigating properties related to the altermagnetic state.

Considering the significance of altermagnetic metals in the study of anomalous transport and the remarkable characteristics of CrSb, including its high T_N and large spin splitting, exploring anomalous transport in CrSb is of great importance. In this study, we conducted a comprehensive investigation of the anomalous transport properties in CrSb. First, the magnetic anisotropy energy (MAE) of CrSb was evaluated based on total energy calculations. Next, we examined the dependence of the anomalous Hall conductivity (AHC) and anomalous Nernst conductivity (ANC) in CrSb on the orientation of the Néel vector. Finally, the origins of AHC and ANC were explored by analyzing the BC distribution across the entire Brillouin zone.

II. COMPUTATIONAL METHODS

We performed density functional theory (DFT) calculations using the Vienna *ab initio* simulation package (VASP)[61]. The experimental lattice constants $a = b = 4.103 \text{ \AA}$ and $c = 5.463 \text{ \AA}$ were used, which theoretically reproduced the ARPES results very well[55, 59]. The exchange-correlation functional was treated using the Perdew-Burke-Ernzerhof (PBE) generalized-gradient approximation[62]. An energy cutoff of 400 eV was employed, with an energy criterion of 10^{-7} eV, and a k mesh of $11 \times 11 \times 9$ points was used. From the DFT band structure, Wannier functions were generated using WANNIER90[63], with initial projections onto the $3d$ orbitals of Cr and the $5p$ orbitals of Sb. To evaluate the BC, the tight-binding Hamiltonian H was constructed from the Wannier functions and applied with the Kubo formula

$$\Omega_{ij}^n = Im \sum_{m \neq n} \frac{\langle n | \frac{\partial H}{\partial k_i} | m \rangle \langle m | \frac{\partial H}{\partial k_j} | n \rangle - (i \leftrightarrow j)}{(E_n - E_m)^2}, \quad (1)$$

where Ω_{ij}^n denotes the ij component of the BC of the n th band, $|n\rangle$ and $|m\rangle$ represent the eigenstates of H , respectively. Based on this equation, we can obtain the ij component of the AHC σ_{ij} by integrating the BC over the entire Brillouin zone

$$\sigma_{ij} = \frac{e^2}{\hbar} \sum_n^{\text{occ}} \int \frac{d^3k}{(2\pi)^3} \Omega_{ij}^n, \quad (2)$$

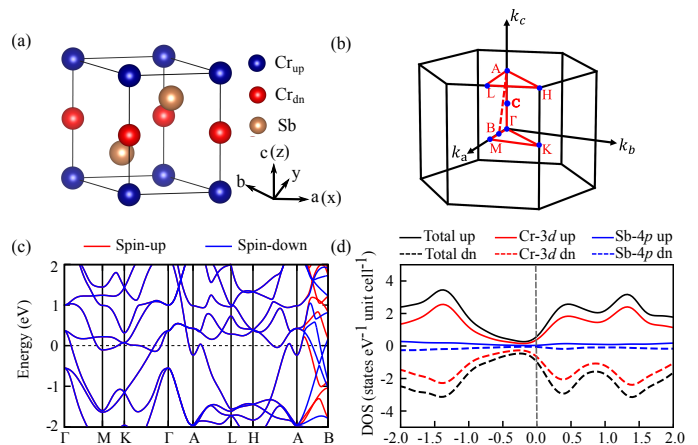


FIG. 1. (a) Crystal structure of CrSb with space group $P6_3/mmc$ (No. 194). The blue and red spheres represent Cr atoms with opposite magnetic moment, and the brown spheres represent Sb atoms. (b) Brillouin zone of the CrSb structure. (c) Band structure of CrSb, with red and blue lines denoting spin-up and spin-down bands, respectively. (d) Density of states.

where occ denotes the bands occupied by electrons. The ANC α_{ij} can be obtained by

$$\alpha_{ij} = \frac{1}{T} \frac{e}{\hbar} \sum_n \int \frac{d^3k}{(2\pi)^3} \Omega_{ij}^n \left[(E_n - E_F) f_n + k_B T \ln \left(1 + \exp \frac{E_n - E_F}{-k_B T} \right) \right], \quad (3)$$

where T denotes the temperature, k_B is the Boltzmann constant, E_F is the Fermi level, and f_n is the Fermi distribution. A k mesh of $192 \times 192 \times 192$ points was used for both AHC and ANC calculations to obtain convergent values.

III. RESULTS AND DISCUSSION

Figure 1(a) presents the three-dimensional crystal structure of CrSb, which has a typical hexagonal NiAs-type configuration. Within one unit cell, there are two Cr atoms and two Sb atoms. The space group of CrSb is $P6_3/mmc$, where each Cr atom is surrounded by six Sb atoms. Along the c direction, the layers of Cr and Sb atoms alternate in stacking. The Cr atoms within the same layer have the same spin orientation along the c direction, while Cr atoms in different layers exhibit opposite spin orientations. Considering only the two opposite magnetic sublattices, CrSb displays typical A-type antiferromagnetism. However, when taking the local environment formed by the Sb atoms into account, CrSb behaves as an altermagnet due to the M_z mirror operation, or the combination of the rotation operation C_{6z} and translation operations relating two sublattices, rather than inversion or translation operation typical in antiferromagnets.

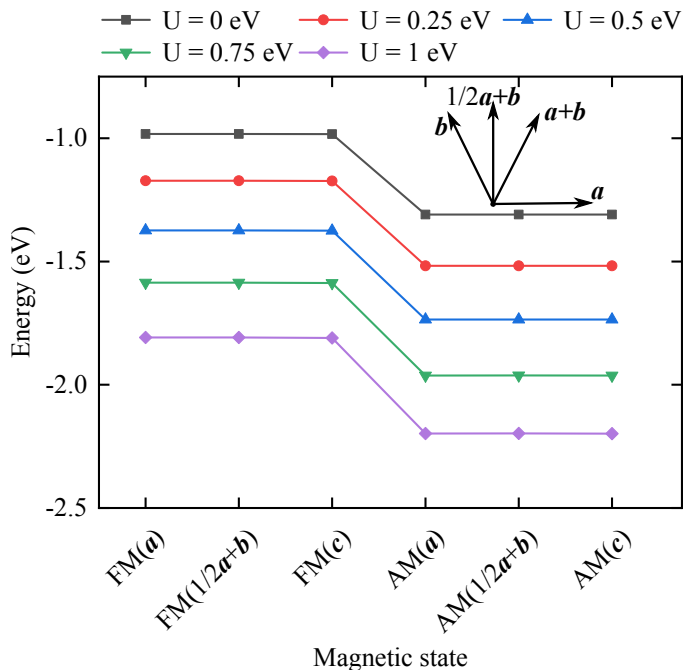


FIG. 2. Dependence of total energy on the orientation of the magnetic moment in the ferromagnetic state and the Néel vector in the altermagnetic state. The total energy of the nonmagnetic state is aligned to zero. Different lines represent results obtained with varying Coulomb repulsion energies, ranging from 0 to 1 eV. The inset depicts the vector orientations, with c indicating the out-of-plane direction.

The fundamental hallmark of altermagnetism lies in the spin-splitting band structure. Figure 1(c) presents the band structure along the high-symmetry lines, as well as along a non-high-symmetry path, labeled $A-B$, as shown in Fig. 1(b). The bands along $\Gamma-M-K-\Gamma$ on the $k_z = 0$ plane and $A-L-H-A$ on the $k_z = \pi$ plane are spin-degenerate. In contrast, this is not the case along the $A-B$ path, where point B locates at midpoint of $\Gamma-M$, indicating the spin-splitting characteristic in CrSb. Figure 1(d) shows the density of states (DOS), where the total and orbital-resolved DOS for opposite spins are identical in magnitude. This equality arises because the symmetry operations connecting the two sublattices also relate the energy bands with opposite spins in reciprocal space.

Despite the spin-splitting characteristics in CrSb, the AHE is symmetry-forbidden when the Néel vector aligned along c . Interestingly, the calculated MAE is found to be rather weak, indicating that the Néel vector can be easily tuned by an external field. Figure 2 illustrates the dependence of total energy on the Néel vector, with the total energy of the nonmagnetic state normalized to zero. The inset depicts the vector orientations, where c indicates the out-of-plane direction. All ferromagnetic and altermagnetic states have negative energies, and the altermagnetic states are significantly lower than the ferromagnetic ones. This result is robust, remaining con-

sistent even when the Hubbard U is applied to the Cr $3d$ orbitals, and it aligns well with experimental findings that confirm the altermagnetic state as the magnetic ground state[60]. Moreover, the difference of total energies among different ferromagnetic or altermagnetic states with different magnetic moments and Néel vector orientations are too small to be discernible in Fig. 2. Table I lists the total energies of altermagnetic states calculated with different Néel vector. The difference of total energies are smaller than 1 meV, approaching the accuracy limit of DFT. Besides, except for the case with $U = 0.75$ eV, the altermagnetic state with Néel vector aligned along c turns to be the magnetic ground state, the same as experimental findings[60]. Additionally, calculations with different Néel vector orientations, without using a penalty functional to constrain the magnetic moment, easily converge to the given orientation of the Néel vector, further confirming the weak MAE of CrSb. Within this context, it is meaningful to study the dependence of anomalous transport on the orientation of the Néel vector.

Figure 3(a) presents the nonzero elements of the AHC tensor as the Néel vector rotates from c to three representative orientations, within the corresponding plane formed by the Néel vector present in the legend and c . Notably, using the Cartesian coordinates defined in Fig. 1(a), there are two independent nonzero elements of the AHC tensor, namely σ_{xz} and σ_{yz} when the Néel vector rotates from c to $a+b$, and σ_{xy} and σ_{xz} when it rotates from c to $\frac{1}{2}a+b$. This is consistent with symmetry analysis. For example, when Néel vector rotating between c and $\frac{1}{2}a+b$, the existence of joint symmetry of $\{C_{2y} | 0 0 \frac{1}{2}, m_z | 0 0 \frac{1}{2}\}$ and time-reversal operation, which relates two spin sublattices necessitate that $\sigma_{yz} = 0$. Consequently, the Hall vector \mathbf{h} takes the form $(0, -\sigma_{xz}, \sigma_{xy})$. As shown in Fig. 3(a), the whole AHC tensor elements transition from zero to a maximum at a rotation angle of 45 degrees and ultimately return to zero as the Néel vector rotates, excluding σ_{xy} . Our calculations indicate that the strongest AHC, $\sigma_{xz} \approx 72$ S/cm, occurs when the Néel vector is rotated 45 degrees from c to $\frac{1}{2}a+b$. Figure 3(b) shows its dependence on energy, revealing a sharp peak of approximately 98 S/cm located to the left of the Fermi level, suggesting that a rapid increase in AHC can be expected with light hole doping.

We next examine the dependence of ANC on the orientation of the Néel vector. Table II presents the calculated values of the nonzero elements of the ANC tensor as the Néel vector is rotated. Notably, the Néel vector corresponding to the strongest AHC exhibits a maximal ANC value of -0.19 A/m/K. Figure 4(a) presents its dependence on energy. At low temperatures, ANC can be derived from AHC using Mott relation

$$\alpha_{ij} = \frac{\pi^2}{3} \frac{k_B^2 T}{e} \frac{\partial \sigma_{ij}}{\partial E} (E_F). \quad (4)$$

The pink dashed line in Fig. 4(a) represents the ANC at $T = 50$ K derived from the AHC shown in Fig. 3(b)

TABLE I. Total energy of CrSb in units of meV, calculated for different Néel vectors and on-site Coulomb repulsion energies U . The total energy with the Néel vector aligned along c is aligned to zero.

| | $U = 0$ eV | $U = 0.25$ eV | $U = 0.5$ eV | $U = 0.75$ eV | $U = 1$ eV |
|------------------------------------|------------|---------------|--------------|---------------|------------|
| \mathbf{a} | 0.008 | 0.185 | 0.064 | -0.033 | 0.335 |
| $\frac{1}{2}\mathbf{a}+\mathbf{b}$ | 0.164 | 0.153 | 0.230 | 0.119 | 0.567 |
| \mathbf{c} | 0 | 0 | 0 | 0 | 0 |

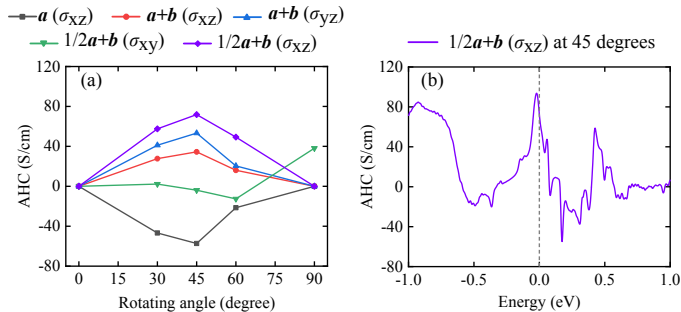


FIG. 3. (a) Dependence of AHC on the Néel vector as it rotates from \mathbf{c} to the orientations indicated in the legend. The letters in parentheses denote the nonzero elements of the AHC tensor σ corresponding to Néel vector. Note that there are two independent nonzero AHC tensor elements when the Néel vector rotates from \mathbf{c} to $\mathbf{a}+\mathbf{b}$ and $\frac{1}{2}\mathbf{a}+\mathbf{b}$. (b) Energy dependence of σ_{xx} with the Néel vector aligned at 45 degrees from \mathbf{c} , as it rotates from \mathbf{c} to $\frac{1}{2}\mathbf{a}+\mathbf{b}$.

TABLE II. ANC α at 300 K, in units of A/m/K, as the Néel vector rotates from \mathbf{c} to the orientations listed in the first column. Note that there are two independent nonzero ANC tensor elements when the Néel vector rotates from \mathbf{c} to $\mathbf{a}+\mathbf{b}$ and $\frac{1}{2}\mathbf{a}+\mathbf{b}$. The rotation angles range from 0 to 90 degrees.

| | | 0 | 30 | 45 | 60 | 90 |
|------------------------------------|---------------|---|-------|-------|-------|------|
| \mathbf{a} | α_{xz} | 0 | 0.07 | 0.10 | 0.05 | 0 |
| $\mathbf{a}+\mathbf{b}$ | α_{xz} | 0 | -0.02 | -0.02 | 0.02 | 0 |
| $\mathbf{a}+\mathbf{b}$ | α_{yz} | 0 | -0.06 | -0.07 | -0.02 | 0 |
| $\frac{1}{2}\mathbf{a}+\mathbf{b}$ | α_{xy} | 0 | -0.06 | -0.07 | -0.08 | 0.06 |
| $\frac{1}{2}\mathbf{a}+\mathbf{b}$ | α_{xz} | 0 | -0.11 | -0.19 | -0.18 | 0 |

using Eq. (4). The large value of ANC around the Fermi level arises from the sharp variation of AHC at the corresponding energy position. The ANC calculated using the BC formalism (see the blue solid line in Fig. 4(a) using Eq. (3)) agrees well with the results from the Mott relation.

From an application perspective, investigating the dependence of the ANC on temperature is meaningful. Given that CrSb has a high Néel temperature, we calculated the ANC at temperatures around room temperature. Figure 4(b) shows the calculated ANC at the Fermi level as a function of temperature. The absolute value of ANC increases sharply from 50 K to 125 K, then decreases gradually from 125 K to 450 K. The maximum absolute value of ANC is about 0.224 A/m/K, which is

lower than that of typical ferromagnets[64] but comparable to RuO₂[10]. Notably, the ANC remains significant at -0.185 A/m/K at room temperature, and its decrease slows as the temperature rises, indicating potential for thermoelectric applications.

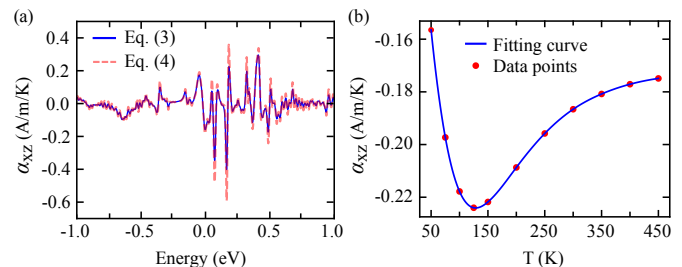


FIG. 4. (a) ANC α_{xz} in CrSb at 50 K, with the Néel vector aligned at 45 degrees from \mathbf{c} during rotation from \mathbf{c} to $\frac{1}{2}\mathbf{a}+\mathbf{b}$. Results are calculated using both the BC formalism in Eq. (3) (blue solid line) and the Mott relation in Eq. (4) (pink dashed line). (b) Temperature dependence of ANC α_{xz} , with red points representing the original calculation results and the blue line indicating the fitting curve.

To gain deeper insight into the AHC and ANC, we investigate the origin of them by analyzing the BC distribution within the Brillouin zone. Figure 5(a) shows the band structure along the $M-C-B$ path, excluding SOC, where C is located at the midpoint of $A-\Gamma$ and B at the midpoint of $M-\Gamma$, as shown in Figure 1(b). The spin-down bands exhibit two crossing points near the Fermi level, indicated by green circles. As shown in Fig. 5(b), when SOC is included, these crossing points open gaps, positioning the Fermi level within the gap along the $C-B$ path, which contributes to a nonzero BC at the Fermi level. A thorough analysis of the crossing points across the entire Brillouin zone reveals multiple nodal rings formed by both spin-up and spin-down bands. Figure 5(c) shows the locations of these nodal rings, with red and blue lines representing those formed by spin-up and spin-down bands, respectively. The nodal rings can be categorized into two groups for each spin. One group consists of two nodal rings lying in the $M-C-B$ plane, with three equivalent planes in the Brillouin zone, resulting in a total of six nodal rings protected by corresponding mirror planes. The other group comprises a wave-like nodal ring around the $k_z = 0$ plane, protected by a complex conjugation symmetry, as discussed in reference [55]. Nodal rings with different spin characters can be related by the M_z mirror operation. With the inclusion of SOC,

these nodal rings become gapped, resulting in significant BC around the former nodal rings. Figure 5(d) displays the BC distribution and the nodal rings, showing intimate connection between them. Thus, we conclude that the significant AHC and ANC in CrSb arise from the SOC-induced gap openings of the numerous nodal rings.

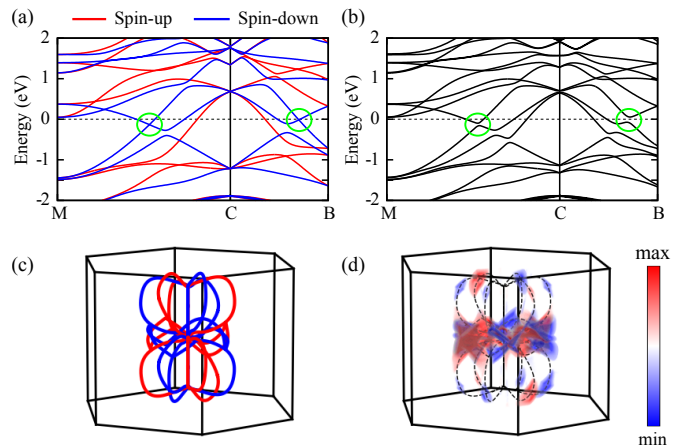


FIG. 5. Band structures obtained (a) without and (b) with SOC. The green circles in (a) indicate the crossing points formed by the 25th and 26th spin-down bands, red and blue represent spin-up and spin-down bands, respectively. (c) Nodal rings formed by the 25th and 26th bands, showing both spin-up (red) and spin-down (blue) characters. (d) Distribution of Berry curvature and nodal rings in the Brillouin zone, with nodal rings represented by black dashed lines.

IV. CONCLUSIONS

In summary, our DFT calculations revealed the magnetism and anomalous transport properties of CrSb. The weak MAE suggests flexibility in adjusting the Néel vector orientation. By examining the dependence of the AHC and ANC on the orientation of the Néel vector, we determined that alignment along $\frac{1}{2}\mathbf{a}+\mathbf{b}$ results in significant values for both AHC and ANC. These pronounced values are attributed to SOC-induced gap openings at numerous nodal rings. The substantial AHC and ANC, together with other intriguing features such as the high Néel temperature, surface Fermi arcs, and high-mobility carriers, establish CrSb as a compelling platform for investigating novel altermagnetism-related properties.

ACKNOWLEDGMENTS

This work was supported by the National Key R&D Program of China (Grant No. 2021YFB3501503), the National Natural Science Foundation of China (Grants No. 52271016 and No. 52188101), Chinese Academy of Sciences Project for Young Scientists in Basic Research Grant No. YSBR-109, and Foundation from Liaoning Province (Grant No. XLYC2203080).

[1] L. Šmejkal, A. H. MacDonald, J. Sinova, S. Nakatsuji, and T. Jungwirth, Anomalous Hall antiferromagnets, Na-

ture Reviews Materials **7**, 482 (2022).

- [2] L. Šmejkal, J. Sinova, and T. Jungwirth, Beyond conventional ferromagnetism and antiferromagnetism: A phase with nonrelativistic spin and crystal rotation symmetry, *Physical Review X* **12**, 031042 (2022).
- [3] I. Mazin and P. Editors, Altermagnetism—a new punch line of fundamental magnetism (2022).
- [4] L. Šmejkal, J. Sinova, and T. Jungwirth, Emerging research landscape of altermagnetism, *Physical Review X* **12**, 040501 (2022).
- [5] I. Mazin, Altermagnetism then and now, *Physics* **17**, 4 (2024).
- [6] H. Yan, X. Zhou, P. Qin, and Z. Liu, Review on spin-split antiferromagnetic spintronics, *Applied Physics Letters* **124** (2024).
- [7] L. Bai, W. Feng, S. Liu, L. Šmejkal, Y. Mokrousov, and Y. Yao, Altermagnetism: Exploring new frontiers in magnetism and spintronics, *Advanced Functional Materials*, 2409327 (2024).
- [8] H.-Y. Ma, M. Hu, N. Li, J. Liu, W. Yao, J.-F. Jia, and J. Liu, Multifunctional antiferromagnetic materials with giant piezomagnetism and noncollinear spin current, *Nature Communications* **12**, 2846 (2021).
- [9] L. Del Re, Dirac points and topological phases in correlated altermagnets, arXiv preprint arXiv:2408.14288 (2024).
- [10] X. Zhou, W. Feng, R.-W. Zhang, L. Šmejkal, J. Sinova, Y. Mokrousov, and Y. Yao, Crystal thermal transport in altermagnetic RuO₂, *Physical review letters* **132**, 056701 (2024).
- [11] T. P. T. Nguyen and K. Yamauchi, Ab initio prediction of anomalous Hall effect in antiferromagnetic CaCrO₃, *Physical Review B* **107**, 155126 (2023).
- [12] A. Chakraborty, R. González Hernández, L. Šmejkal, and J. Sinova, Strain-induced phase transition from antiferromagnet to altermagnet, *Physical Review B* **109**, 144421 (2024).
- [13] Y. Guo, H. Liu, O. Janson, I. C. Fulga, J. van den Brink, and J. I. Facio, Spin-split collinear antiferromagnets: A large-scale ab-initio study, *Materials Today Physics* **32**, 100991 (2023).
- [14] L. Šmejkal, A. Marmodoro, K.-H. Ahn, R. González-Hernández, I. Turek, S. Mankovsky, H. Ebert, S. W. D'Souza, O. Šipr, J. Sinova, *et al.*, Chiral magnons in altermagnetic RuO₂, *Physical Review Letters* **131**, 256703 (2023).
- [15] M. Roig, A. Kreisel, Y. Yu, B. M. Andersen, and D. F. Agterberg, Minimal models for altermagnetism, *Physical Review B* **110**, 144412 (2024).
- [16] X. Zhou, W. Feng, X. Yang, G.-Y. Guo, and Y. Yao, Crystal chirality magneto-optical effects in collinear antiferromagnets, *Physical Review B* **104**, 024401 (2021).
- [17] G. Cuono, R. M. Sattigeri, J. Skolimowski, and C. Autieri, Orbital-selective altermagnetism and correlation-enhanced spin-splitting in strongly-correlated transition metal oxides, *Journal of Magnetism and Magnetic Materials* **586**, 171163 (2023).
- [18] L.-D. Yuan, Z. Wang, J.-W. Luo, E. I. Rashba, and A. Zunger, Giant momentum-dependent spin splitting in centrosymmetric low-z antiferromagnets, *Physical Review B* **102**, 014422 (2020).
- [19] L.-D. Yuan, Z. Wang, J.-W. Luo, and A. Zunger, Prediction of low-z collinear and noncollinear antiferromagnetic compounds having momentum-dependent spin splitting even without spin-orbit coupling, *Physical Review Materials* **5**, 014409 (2021).
- [20] L. Šmejkal, R. González-Hernández, T. Jungwirth, and J. Sinova, Crystal time-reversal symmetry breaking and spontaneous Hall effect in collinear antiferromagnets, *Science advances* **6**, eaaz8809 (2020).
- [21] A. Fakhredine, R. M. Sattigeri, G. Cuono, and C. Autieri, Interplay between altermagnetism and nonsymmorphic symmetries generating large anomalous Hall conductivity by semi-dirac points induced anticrossings, *Physical Review B* **108**, 115138 (2023).
- [22] D. Zhu, Z.-Y. Zhuang, Z. Wu, and Z. Yan, Topological superconductivity in two-dimensional altermagnetic metals, *Physical Review B* **108**, 184505 (2023).
- [23] B. Brekke, A. Brataas, and A. Sudbø, Two-dimensional altermagnets: Superconductivity in a minimal microscopic model, *Physical Review B* **108**, 224421 (2023).
- [24] R. M. Fernandes, V. S. De Carvalho, T. Birol, and R. G. Pereira, Topological transition from nodal to nodeless zeeman splitting in altermagnets, *Physical Review B* **109**, 024404 (2024).
- [25] J. Zhan, J. Li, W. Shi, X.-Q. Chen, and Y. Sun, Coexistence of weyl semimetal and weyl nodal loop semimetal phases in a collinear antiferromagnet, *Physical Review B* **107**, 224402 (2023).
- [26] X.-Y. Hou, H.-C. Yang, Z.-X. Liu, P.-J. Guo, and Z.-Y. Lu, Large intrinsic anomalous Hall effect in both Nb₂FeB₂ and Ta₂FeB₂ with collinear antiferromagnetism, *Physical Review B* **107**, L161109 (2023).
- [27] Z.-F. Gao, S. Qu, B. Zeng, Y. Liu, J.-R. Wen, H. Sun, P.-J. Guo, and Z.-Y. Lu, Ai-accelerated discovery of altermagnetic materials, arXiv preprint arXiv:2311.04418 (2023).
- [28] P.-J. Guo, Y. Gu, Z.-F. Gao, and Z.-Y. Lu, Altermagnetic ferroelectric LiFe₂F₆ and spin-triplet excitonic insulator phase, arXiv preprint arXiv:2312.13911 (2023).
- [29] S. Qu, Z.-F. Gao, H. Sun, K. Liu, P.-J. Guo, and Z.-Y. Lu, Extremely strong spin-orbit coupling effect in light element altermagnetic materials, arXiv preprint arXiv:2401.11065 (2024).
- [30] M. Hu, X. Cheng, Z. Huang, and J. Liu, Catalogue of *c*-paired spin-valley locking in antiferromagnetic systems, arXiv preprint arXiv:2407.02319 (2024).
- [31] J. Krempaský, L. Šmejkal, S. D'souza, M. Hajlaoui, G. Springholz, K. Uhlířová, F. Alarab, P. Constantinou, V. Strocov, D. Usanov, *et al.*, Altermagnetic lifting of kramers spin degeneracy, *Nature* **626**, 517 (2024).
- [32] R. Gonzalez Betancourt, J. Zubáč, R. Gonzalez-Hernandez, K. Geishendorf, Z. Šobáň, G. Springholz, K. Olejník, L. Šmejkal, J. Sinova, T. Jungwirth, *et al.*, Spontaneous anomalous Hall effect arising from an unconventional compensated magnetic phase in a semiconductor, *Physical Review Letters* **130**, 036702 (2023).
- [33] T. Osumi, S. Souma, T. Aoyama, K. Yamauchi, A. Honma, K. Nakayama, T. Takahashi, K. Ohgushi, and T. Sato, Observation of a giant band splitting in altermagnetic MnTe, *Physical Review B* **109**, 115102 (2024).
- [34] N. Nagaosa, J. Sinova, S. Onoda, A. H. MacDonald, and N. P. Ong, Anomalous Hall effect, *Rev. Mod. Phys.* **82**, 1539 (2010).
- [35] D. Xiao, M.-C. Chang, and Q. Niu, Berry phase effects on electronic properties, *Rev. Mod. Phys.* **82**, 1959 (2010).
- [36] X. Zhang, Q. Liu, J.-W. Luo, A. J. Freeman, and A. Zunger, Hidden spin polarization in inversion-symmetric bulk crystals, *Nature Physics* **10**, 387 (2014).

- [37] L. Šmejkal, J. Železný, J. Sinova, and T. Jungwirth, Electric control of dirac quasiparticles by spin-orbit torque in an antiferromagnet, *Physical review letters* **118**, 106402 (2017).
- [38] Z. Feng, X. Zhou, L. Šmejkal, L. Wu, Z. Zhu, H. Guo, R. González-Hernández, X. Wang, H. Yan, P. Qin, *et al.*, An anomalous Hall effect in altermagnetic ruthenium dioxide, *Nature Electronics* **5**, 735 (2022).
- [39] H. Reichlová, R. L. Seeger, R. González-Hernández, I. Kounta, R. Schlitz, D. Kriegner, P. Ritzinger, M. Lamme, M. Leiviskä, V. Petříček, *et al.*, Macroscopic time reversal symmetry breaking by staggered spin-momentum interaction, arXiv preprint arXiv:2012.15651 (2020).
- [40] R. Gonzalez Betancourt, J. Zubáč, R. Gonzalez-Hernandez, K. Geishendorf, Z. Šobán, G. Springholz, K. Olejník, L. Šmejkal, J. Sinova, T. Jungwirth, *et al.*, Spontaneous anomalous Hall effect arising from an unconventional compensated magnetic phase in a semiconductor, *Physical Review Letters* **130**, 036702 (2023).
- [41] O. Fedchenko, J. Minár, A. Akashdeep, S. W. D'Souza, D. Vasilyev, O. Tkach, L. Odenbreit, Q. Nguyen, D. Kutnyakhov, N. Wind, *et al.*, Observation of time-reversal symmetry breaking in the band structure of altermagnetic RuO₂, *Science advances* **10**, eadj4883 (2024).
- [42] Z. Zhu, J. Strempler, R. Rao, C. Occhialini, J. Pellicciari, Y. Choi, T. Kawaguchi, H. You, J. Mitchell, Y. Shao-Horn, *et al.*, Anomalous antiferromagnetism in metallic RuO₂ determined by resonant x-ray scattering, *Physical review letters* **122**, 017202 (2019).
- [43] Z. Lin, D. Chen, W. Lu, X. Liang, S. Feng, K. Yamagami, J. Osiecki, M. Leandersson, B. Thiagarajan, J. Liu, *et al.*, Observation of giant spin splitting and d-wave spin texture in room temperature altermagnet RuO₂, arXiv preprint arXiv:2402.04995 (2024).
- [44] Y. Huang, J. Lai, J. Zhan, T. Yu, R. Chen, P. Liu, X.-Q. Chen, and Y. Sun, Ab initio study of quantum oscillations in altermagnetic and nonmagnetic phases of RuO₂, *Physical Review B* **110**, 144410 (2024).
- [45] M. Hiraishi, H. Okabe, A. Koda, R. Kadono, T. Muroi, D. Hirai, and Z. Hiroi, Nonmagnetic ground state in RuO₂ revealed by muon spin rotation, *Physical Review Letters* **132**, 166702 (2024).
- [46] P. Keßler, L. Garcia-Gassull, A. Suter, T. Prokscha, Z. Salman, D. Khalyavin, P. Manuel, F. Orlandi, I. I. Mazin, R. Valentí, and S. Moser, Absence of magnetic order in RuO₂: insights from μ sr spectroscopy and neutron diffraction, *npj Spintronics* **2**, 50 (2024).
- [47] J. Liu, J. Zhan, T. Li, J. Liu, S. Cheng, Y. Shi, L. Deng, M. Zhang, C. Li, J. Ding, Q. Jiang, M. Ye, Z. Liu, Z. Jiang, S. Wang, Q. Li, Y. Xie, Y. Wang, S. Qiao, J. Wen, Y. Sun, and D. Shen, Absence of altermagnetic spin splitting character in rutile oxide RuO₂, *Phys. Rev. Lett.* **133**, 176401 (2024).
- [48] J. Allen, G. Lucovsky, and J. Mikkelsen Jr, Optical properties and electronic structure of crossroads material MnTe, *Solid State Communications* **24**, 367 (1977).
- [49] C. Ferrer-Roca, A. Segura, C. Reig, and V. Muñoz, Temperature and pressure dependence of the optical absorption in hexagonal MnTe, *Phys. Rev. B* **61**, 13679 (2000).
- [50] C. Sürgers, G. Fischer, W. H. Campos, A. B. Hellenes, L. Šmejkal, J. Sinova, M. Merz, T. Wolf, and W. Wernsdorfer, Anomalous Nernst effect in the noncollinear antiferromagnet Mn₅Si₃, *Communications Materials* **5**, 176 (2024).
- [51] M. Gottschilch, O. Gourdon, J. Persson, C. de la Cruz, V. Petricek, and T. Brueckel, Study of the antiferromagnetism of Mn₅Si₃: an inverse magnetocaloric effect material, *Journal of materials chemistry* **22**, 15275 (2012).
- [52] P. Brown and J. Forsyth, Antiferromagnetism in Mn₅Si₃: the magnetic structure of the af2 phase at 70 k, *Journal of Physics: Condensed Matter* **7**, 7619 (1995).
- [53] N. Biniskos, F. J. dos Santos, K. Schmalzl, S. Raymond, M. dos Santos Dias, J. Persson, N. Marzari, S. Blügel, S. Lounis, and T. Brückel, Complex magnetic structure and spin waves of the noncollinear antiferromagnet Mn₅Si₃, *Phys. Rev. B* **105**, 104404 (2022).
- [54] T. Urata, W. Hattori, and H. Ikuta, High mobility charge transport in a multicarrier altermagnet CrSb, *Physical Review Materials* **8**, 084412 (2024).
- [55] W. Lu, S. Feng, Y. Wang, D. Chen, Z. Lin, X. Liang, S. Liu, W. Feng, K. Yamagami, J. Liu, *et al.*, Observation of surface fermi arcs in altermagnetic weyl semimetal CrSb, arXiv preprint arXiv:2407.13497 (2024).
- [56] M. Zeng, M.-Y. Zhu, Y.-P. Zhu, X.-R. Liu, X.-M. Ma, Y.-J. Hao, P. Liu, G. Qu, Y. Yang, Z. Jiang, *et al.*, Observation of spin splitting in room-temperature metallic antiferromagnet CrSb, *Advanced Science* , 2406529 (2024).
- [57] J. Ding, Z. Jiang, X. Chen, Z. Tao, Z. Liu, J. Liu, T. Li, J. Liu, Y. Yang, R. Zhang, *et al.*, Large band-splitting in *g*-wave type altermagnet CrSb, arXiv preprint arXiv:2405.12687 (2024).
- [58] G. Yang, Z. Li, S. Yang, J. Li, H. Zheng, W. Zhu, S. Cao, W. Zhao, J. Zhang, M. Ye, *et al.*, Three-dimensional mapping and electronic origin of large altermagnetic splitting near fermi level in CrSb, arXiv preprint arXiv:2405.12575 (2024).
- [59] S. Reimers, L. Odenbreit, L. Šmejkal, V. N. Strocov, P. Constantinou, A. B. Hellenes, R. Jaeschke Ubiergo, W. H. Campos, V. K. Bharadwaj, A. Chakraborty, *et al.*, Direct observation of altermagnetic band splitting in CrSb thin films, *Nature Communications* **15**, 2116 (2024).
- [60] W. Takei, D. E. Cox, and G. Shirane, Magnetic structures in the MnSb-CrSb system, *Physical Review* **129**, 2008 (1963).
- [61] G. Kresse and J. Furthmüller, Efficient iterative schemes for ab initio total-energy calculations using a plane-wave basis set, *Physical review B* **54**, 11169 (1996).
- [62] J. P. Perdew, K. Burke, and M. Ernzerhof, Generalized gradient approximation made simple, *Physical review letters* **77**, 3865 (1996).
- [63] A. A. Mostofi, J. R. Yates, Y.-S. Lee, I. Souza, D. Vanderbilt, and N. Marzari, wannier90: A tool for obtaining maximally-localised wannier functions, *Computer physics communications* **178**, 685 (2008).
- [64] J. Noky, Y. Zhang, J. Gooth, C. Felser, and Y. Sun, Giant anomalous Hall and Nernst effect in magnetic cubic heusler compounds, *npj Computational Materials* **6**, 77 (2020).