

Complex networks approach to curriculum analysis and subject integration: a case study on Physics and Mathematics

Paula Tuzón,^{1,*} Antoni Salvà Salvà,² and Juan Fernández-Gracia^{3,†}

¹*Science Education Department, University of Valencia. Avda. Tarongers 4, 46022 Valencia, Spain*

²*IES Binissalem, Binissalem, Spain*

³*Instituto de Física Interdisciplinar y Sistemas Complejos IFISC (CSIC-UIB), Campus UIB, 07122, Palma de Mallorca, Spain*

This paper presents a methodological approach based on the use of complex networks to analyze the structure and content of curricula. We analyze the concept network built from the final year of a particular high school Physics curriculum, as well as that of Mathematics. We examine the most central nodes in each case, the community structures (coherent units or groupings), and the changes that occurred when the network was considered in isolation or integrated with Mathematics. The results show that the integrated Physics and Mathematics network has a higher average degree compared to the individual networks, driven by numerous interdisciplinary connections. The modularity analysis indicates similarities with the original curriculum layout, but also interesting differences that may suggest alternative ways of organizing the content. The differences between separated and integrated networks also highlights the prominence of certain key concepts.

I. INTRODUCTION

In recent years, educational approaches that move beyond traditional subject divisions have gained traction [1–3]. These approaches aim to be more integrative, emphasizing the interaction between subjects. In the context of the sciences, this is evident in concepts such as STEM education [4], integrated science [5], inquiry-based learning [6], and deep learning [7]. Consequently, contemporary curricula increasingly allocate time for project-based learning and procedural skill development. This shift is closely aligned with the nature of science itself [8, 9], which, despite being highly specialized, often draws upon knowledge from other disciplines. Such interdisciplinary integration enables deeper exploration and can drive more significant advancements within specialized fields.

However, this integration must be approached with care. Exploring connections between subjects should not result in superficial understanding. Instead, the objective is to determine which elements from various subjects, when combined, lead to deeper and/or more effective learning. Achieving this is not always straightforward, as interdisciplinary integration can sometimes fail to meet pedagogical objectives [10–12]. This may be partly due to the lack of a clear methodological proposal regarding which subjects or parts of subjects should be integrated and how.

In this context, network science can offer valuable insights. By representing topics as nodes and their epistemological relationships as links, network analysis can reveal which connections are more robust, which nodes are more central, and whether there are clusters of concepts that are best reinforced within a single subject or through interdisciplinary integration.

The application of network science to education is not a novel concept and has been explored in various studies [13]. These methods not only facilitate the visualization of complex relationships but also enable the quantification of indirect effects that traditional statistical methods may fail to capture. There are several studies on the coherence of content blocks through the analysis of community structures within students' concept networks and the centrality of their nodes. Various examples of the use of concept networks are the following: Some studies about general [14] or specific topics such as energy and electrostatics [15, 16] use these networks to evaluate and understand students' ideas and misconceptions. They are also used to evaluate learning processes [17] or inferential reasoning chains of physics concepts [18]. In [19], they establish a correlation between the coherence of concept networks and the practical application of knowledge, while in [20] teaching sequences are personalized by considering the complex relationships between concepts. Related to concept networks, there are also studies analyzing students' answers to multiple choice surveys about physics concepts that provide interesting information about students' misconceptions related to other variables [21–23]. Apart from concept networks, network theory in education has been used to evaluate, for example, classmates networks and students' academic gain [24, 25], considering different contexts such as teaching mode (online vs. in-person) [26] or teaching approach (active learning) [27]. Similarly, authorship networks in publications within the field have also been analyzed [28], and social practices between instructors and students have been described using network theory [29].

In this work, we present a methodological approach based on concept network analysis to evaluate curricular proposals. This methodology allows us to address several questions: Given the contents present in a specific curriculum and its epistemological relationships, which are the most important concepts in the network? Are the content blocks proposed by the curriculum the most

* paula.tuzon@uv.es

† juanf@ifisc.uib-csic.es

coherent way to teach them? If we consider the content of two or more subjects together, do the same blocks or groupings make sense, or do other, more coherent groupings emerge? Are the key concepts equally important or central when a subject is taught independently compared to when it is integrated with another?

To showcase our methodological approach, we will apply the analysis to the contents of a Physics curriculum within a specific course and compare the resulting concept networks when Physics is studied independently versus alongside Mathematics. The epistemological connection between Physics and Mathematics is well established, and a comparative analysis of their respective concept networks—whether studied independently or in combination—yields valuable insights on how to combine subjects and how the combination of those change the importance of certain contents. In a context of competence-based learning, this knowledge is specially relevant for a proper curricular design approach.

A. Basic concepts about complex networks

To facilitate the reading of the article, we will briefly review some concepts in complex networks that are particularly relevant to this study [30].

A network is a collection of nodes that are linked by edges. Mathematically it is defined as a set of nodes $\{v_i, i = 1, N\}$, where N is the number of nodes, and a set of edges $\{e_i, i = 1, M\}$, where M is the total number of edges. Each edge e_i is formed by a pair of nodes, which it is connecting, e.g. $e_i = (v_j, v_k)$. Networks can be directed or undirected, depending if the edges have a prescribed direction or not. The *density* ρ of a network is defined as the number of edges divided by the total number of edges that could be formed in the network, $\rho = 2M/N(N - 1)$ (without the factor 2 for directed networks). A *path* on a network is a succession of non-repeated nodes for which there exists an edge between any two consecutive nodes. The length of the path equals the number of edges forming it. If a path can be constructed between any pair of nodes it is said that the network is *connected*. Otherwise the network consists of *components*, which are groups of nodes that form subnetworks that are connected. For a connected component one can define its *diameter* as the longest shortest path between any two nodes in it. The average length of all shortest paths is usually referred to as the *average path length*. Another typical measure in complex networks is the *clustering coefficient*, which, for a node, measures the proportion of edges between its neighbors that are present, from all the possible edges that could be formed. Typically this is averaged over all the nodes in the network to compute the average clustering coefficient.

Centrality measures describe the importance of nodes in a network in different ways. There are many centralities, but in this work we are going to concentrate on three: degree, closeness and betweenness centrality.

The *degree* is the number of links connected to a node and is the most basic centrality measure. It is a local measure that does not require knowledge of the global structure of the network. Typically, a highly connected node is considered very important or central to the network. Nodes with disproportionately large degrees in the network are referred to as hubs. In content networks, nodes with higher degrees represent content that can be related to many other contents, either due to their cross-disciplinary nature, their broad applicability, or because they combine results from different contents. *Closeness* is the inverse of the average length of the shortest paths that connect a node to the rest of the nodes in the network. In this way, a node that is close to the rest of the nodes will be considered central. This measure requires global knowledge of the network. In content networks, this centrality measure will be able to identify the content that can be more easily related to the rest of contents on a global scale. *Betweenness* is the number of shortest paths between all pairs of nodes in the network that pass through the node under study. This measure also requires global knowledge of the network. It can inform us about which content acts as a bridge between groups of content.

Networks can be described not only at a microscopic level (node-to-node) or at a macroscopic level with aggregate measures for the entire network, but they can also be studied at intermediate levels of organization. In fact, many networks reveal their richness at this level [31, 32]. This is commonly referred to as the mesoscopic level and is studied through community structure. A community in a network is a set of nodes that are much more connected to each other than to the rest of the network. Different community detection algorithms can be defined [33, 34], and it may be necessary to study which one will work best given the nature of the network under consideration [35].

II. METHODOLOGY

By viewing curricular contents as nodes and their dependencies as edges, network theory offers a powerful framework for organizing and sequencing educational content. This approach allows educators to better understand how different topics are interrelated.

A. Official contents of Physics and Mathematics

To illustrate our approach, we focus on the content of two subjects, Physics and Mathematics, from a specific level: the final year of general upper secondary education, “*2^o de bachillerato*”, according to the International Standard Classification of Education [36]. In Spain, education is regulated at the national level by an organic law that governs public and private education across primary, secondary, post-secondary and vocational educa-

tion [37]. Based on this organic law, decrees outlining the minimum educational requirements are established, particularly for secondary education [38]. These decrees define the basic knowledges, i.e. contents, that each subject must cover. We focus on the contents of Physics and Mathematics. The current curriculum is less centered on content, as the present law emphasizes a competency-based approach [39], as compared to the previous curriculum that was centered around contents. We rely on the content definitions from the previous curriculum decree [40], as we created the network before the change in legislation. Nevertheless, both curricula cover the same key concepts with minimal variation in their structure.

The subject of Physics consists of 54 contents distributed in 6 blocks or units, as per the classification of the previous curriculum [40]. Mathematics consists of 36 contents divided into 5 blocks. The titles of the blocks can be read in the Figure 1, which also shows the number of contents for each block.

B. Contents network construction

The relationships between the contents were manually reviewed by the authors of this article. Two contents were connected whenever they overlapped in concepts or methodologies. There are three types of relationships that may occur between two contents: 1) a connection with dependency, meaning one content is required to understand the other; 2) a connection without dependency, meaning both contents are related but the order in which they are taught does not affect comprehension; and 3) a disconnection, meaning there is no significant relationship between the contents in terms of the learning process. These relationship types allow for the construction of concept networks, which can help propose content blocks, forming the basis for learning units, learning situations or subjects.

For N contents, the total number of relationships to check is $N(N - 1)/2$. In our case, with 90 contents in total, this results in 4005 relationships to verify. To carry out this task systematically, we developed an automatic data collection method. This method presents two contents and prompts us to assess their dependency on one another. The collected data, along with a log of previously checked relationships, is saved, allowing us to continue verifying relationships across multiple sessions without the risk of overlooking any. To minimize potential bias, the data collection method does not indicate the specific content block to which the contents belong.

Although this data collection method gathers information on which contents are dependent on others, in the analysis, we treated all relationships as undirected. Specifically, we considered both types 1) and 2) (connection with and without dependency) as equivalent. This decision was made after observing that a majority of the relationships identified during data collection were undirected (type 2), indicating connections between contents

that show a certain degree of relatedness but not a strict dependency. Consequently, we replaced the directed relationships (type 1) with undirected ones, disregarding the order in which contents should be taught.

C. Identifying central concepts

We investigated 3 different types of centrality. A local measure, which is the degree of each content, i.e. the number of contents related to the same; and two global ones, namely the closeness centrality, which measures how close the rest of the nodes are to one another, and the betweenness centrality, which measures for each content the percentage of all the shortest paths between nodes in the network that pass through one. These centrality measures allow us to create rankings of concepts in terms of importance. The rankings are compared to detect whether there are different central concepts depending on the definition of centrality. The rankings are further compared when the subjects are considered in isolation vs when they are considered together.

D. Community structure

The analysis of communities has been done with own code written in python, using the existing implementation of the Infomap algorithm [41, 42]. This algorithm uses random walkers on the network to infer its community structure. A random walker is an agent that can move from one node to another by randomly following the links in the network. If the network has a pronounced community structure, the random walker will remain trapped within each community for a long time before jumping to another. The groupings that arise from the community detection analysis are compared with the grouping into blocks when the subjects are isolated.

E. Network visualization

The Cytoscape program was used to visualize the networks [43]. A mixture of own code written in Python and Cytoscape functionalities was used for the analysis.

III. RESULTS

A. Physics subject

For the Physics subject we found 409 connections between contents out of the 1431 possible. This means a density of 0.29 and that, on average, each piece of content is connected to 15.15 other pieces of content. The network is composed of only one connected component, which means that a path can be found on the network to go between any two contents. These characteristics

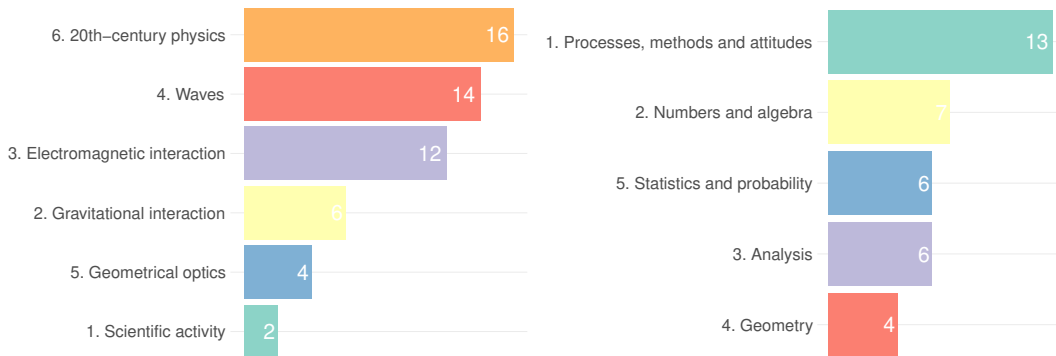


FIG. 1. Physics (left panel) and Mathematics (right panel) curricular blocks of contents and amount of contents per block.

denote the non-linearity and complexity of the relationships between the contents. In fact, the diameter of the network is 2, meaning that two contents that are not connected, are always connected through a third party. As we will see later, this third is typically a content of the first block, very central as it is more transversal. The average path length is 1.71 and the clustering coefficient is 0.65, a fairly high value. This means that in 65% of cases two contents that are connected to a third party are also connected to each other. We can see a representation of the network in Figure 2.

The three centrality measures we calculated (degree, closeness, and betweenness) are highly correlated, meaning that we can rely on just one measure, as the rankings derived from these measures are very similar (the same holds true for Mathematics). This correlation is illustrated in Figure 3. We observe a strictly increasing relationship between degree and closeness centrality, indicating that higher degree values correspond to closer proximity to all other contents. Although the relationship with betweenness centrality is less clear, a notable positive correlation still exists. These correlations collectively support the use of degree as an effective indicator of content importance, without needing the knowledge of the full network structure.

The ten most central contents according to degree can be found in Table I. The ranking is the same for the centrality of proximity, but it varies minimally for betweenness centrality, with a Spearman rank correlation coefficient of 0.81 ($p < 0.001$). The most central content is “Own strategies for scientific activity” in block 1, “Scientific activity”. The next two contents are in block 4 “Waves” and are related to electromagnetic waves. Among the other 10 central contents, there are three of block 6 “Physics of the XX century”, two of block 4, “Waves”, and two of block 3, “Electromagnetic interaction”. Centralities of all the contents can be checked visually by means of Figure 2.

To analyze the community structure we have discarded from the network the contents of the 1st block, so we consider that they are transversal and will deal with all

the contents. The Infomap algorithm identifies three content modules. The first module includes the 2nd and 3rd blocks, “Gravitational interaction” and “Electromagnetic interaction”. The second module includes the blocks “Waves” and “Geometric optics”, as well as a content of the 6th block, “Applications of quantum physics. The laser”. Finally, the 3rd module contains the rest of the contents of the 6th block.

B. Mathematics subject

Since we will analyze the Mathematics subject to evaluate its network of concepts alongside that of Physics, we will also include the analysis of the Mathematics network of concepts in isolation for completeness.

In the case of Mathematics we have found 249 connections out of 630. This means a density of 0.395 and that, on average, each piece of content is connected to 13.83 other contents. The network is composed of only a single component. We see again that the contents form a complex non-linear network, with many connections between different contents of different blocks. The diameter of the network is of length 2 and the length of the average path is 1.6. As in the Physics subject, we see that between two contents there is always a connection or a connection through a very central 3rd content. The clustering coefficient is 0.74, a very high value. This means that in 74% of cases two contents that are connected to a third party are also connected to each other. We can see a representation of the network in Figure X.

As in Physics, the correlation between the measures of centrality is high (Figure 3). We see again a perfect match in the rankings by degree and closeness centrality, while that ranking is slightly distorted for betweenness centrality, still with a Spearman rank correlation of 0.88 ($p < 0.001$). The 10 most central contents of the network are dominated by contents of the 1st block, “Processes, methods and attitudes in mathematics”, which are very transversal. We also find two contents of the 2nd block, “Numbers and algebra”, related to matrix applications.

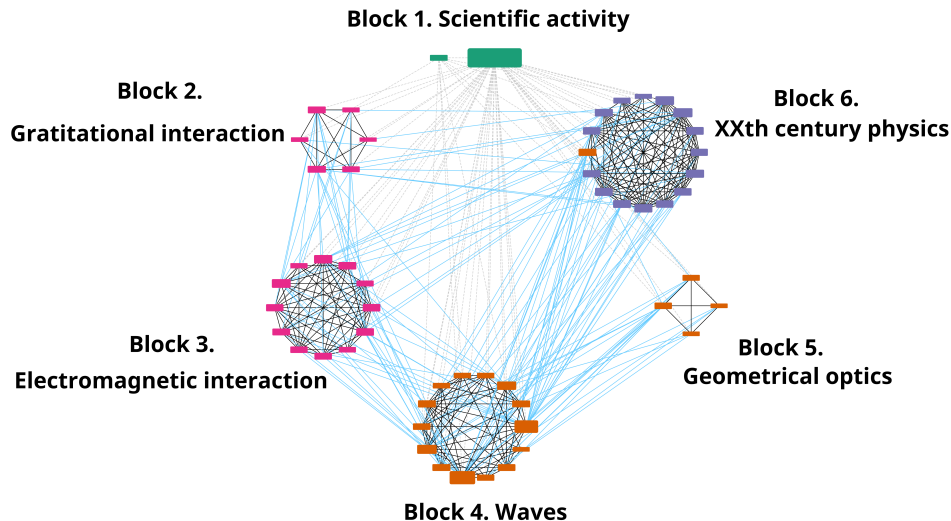


FIG. 2. Physics concept network. The contents are grouped into blocks. The links to block 1 are shown in gray and with a dotted line to aid in visualizing the rest of the network. The remaining links are represented by solid lines, with black lines connecting contents within the same block and blue lines connecting contents from different blocks. The height of each content's symbol is proportional to its degree, while the width corresponds to its betweenness centrality. The color of the nodes represents the module they belong to, according to the community analysis.

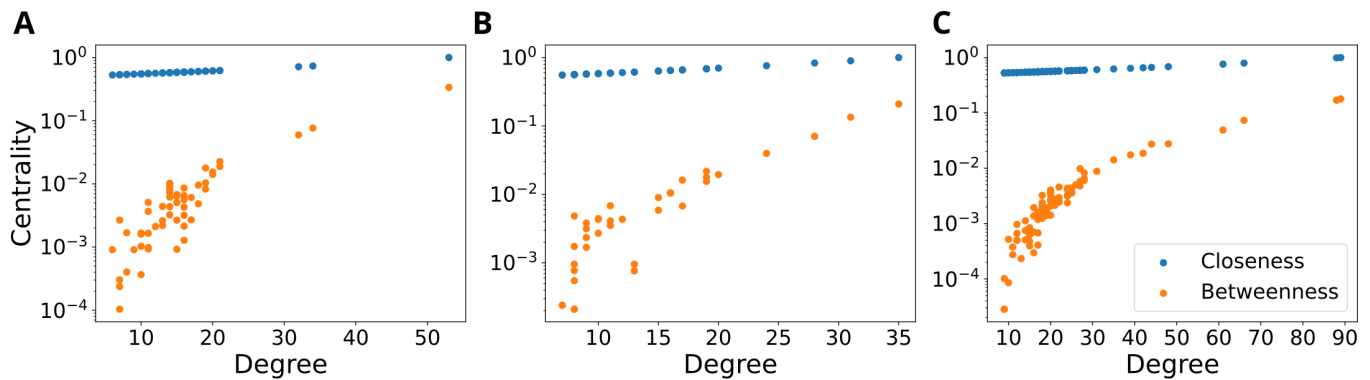


FIG. 3. Correlations among the centralities of the three concept networks: **A** Physics, **B** Mathematics, and **C** Physics and Mathematics. The x-axis represents the degree, while the y-axis shows the other two centralities: closeness centrality (blue) and betweenness centrality (orange).

We can consult these 10 contents in Table II.

Regarding the structure of communities, we find that they completely match with the blocks proposed in the curriculum. This analysis has been done excluding the 1st block of the subject, for the same reasons that has been done with the subject of Physics: since they are transversal contents, having them in the network can provide false information of connectivity between contents in the Infomap community search algorithm.

C. Physics and Mathematics integration

The complete network of Physics and Mathematics contents comprises 90 items, with 1016 connections identified out of a possible 4005 (see Figure 5). This results

in an average degree of 22.58, meaning each content is connected to 22 other contents on average. The network density is 0.25. The connections are structured such that the network is a single component. Compared to when the subjects are treated as separate networks, the average number of connections increases due to the numerous links between contents of both subjects; however, the density is lower than that of either subject's individual network. This indicates a complex and non-linear structure. The network diameter is 2, and the average path length between pairs of contents is 1.75. Additionally, the phenomenon induced by the central methodological contents from the first blocks persists, ensuring that all contents can be connected with at most one intermediary content, further highlighting the network's tight interconnectedness.

TABLE I. The ten most central contents of the Physics subject.

Block	Content	Degree	Closeness	Betweenness
1. Scientific activity	Specific strategies to scientific activity	53	1.0	0.338
4. Waves	Electromagnetic waves	34	0.736	0.077
4. Waves	Nature and properties of electromagnetic waves	32	0.716	0.06
6. 20th-century physics	The four fundamental interactions of nature: gravitational, electromagnetic, strong nuclear and weak nuclear	21	0.624	0.019
4. Waves	Wave phenomena: interference and diffraction, reflection and refraction	21	0.624	0.023
3. Electromagnetic interaction	Electric field	20	0.616	0.015
6. 20th-century physics	Quantum physics	20	0.616	0.014
4. Waves	The electromagnetic spectrum	19	0.609	0.018
3. Electromagnetic interaction	Magnetic field	19	0.609	0.01
6. 20th-century physics	Limitations of classical physics	19	0.609	0.008

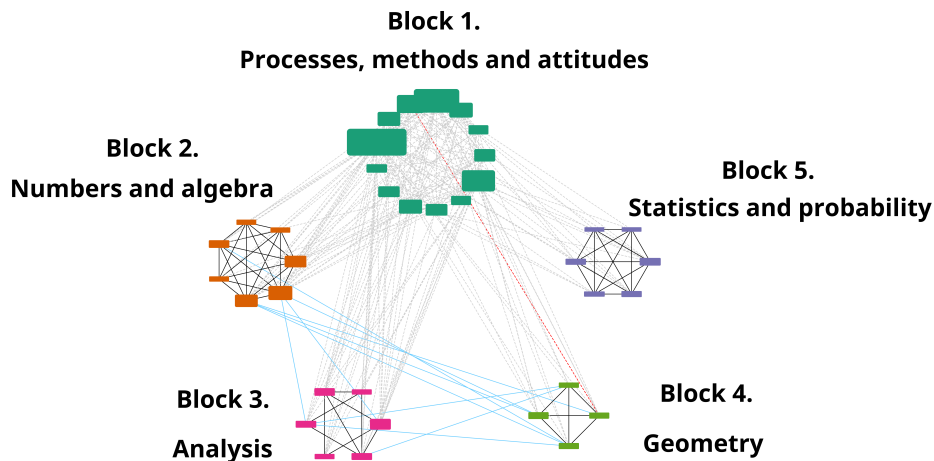


FIG. 4. Mathematics concept network.

There is a significant amount of links between the two subjects (red links in Figure 5). It is quite significant that the 5th block of Mathematics, “Statistics and probability”, has more connections with Physics contents than Mathematics. More specifically it is related to quantum physics and its probabilistic interpretation.

As we have seen with the content networks of the subjects separately, all three measures of centrality are also highly correlated by the global network of the two subjects (Figure 3). Again degree and closeness centrality present the same ranking, while the ranking for betweenness centrality correlates with the other with a Spearman rank correlation of 0.95 ($p < 0.001$).

Table III shows the 10 most central contents of the complete network, ordered according to the degree. The first thing we see is that the list is dominated by transversal contents of the 1st block of the two subjects. We also note that the two contents about electromagnetic waves of the Physics subject continue to be one of the most central. There are two contents that have not appeared

before, both from Mathematics subject: “Deductive and inductive reasoning” from Block 1 in the 6th place and “Vectors in three-dimensional space. Scalar, vector and mixed product. Geometrical meaning” from Block 4 in 10th place.

The communities structure has been done again by excluding those contents of the 1st blocks of each subject. The algorithm finds 5 modules. These highly respect the block structure of the contents of the curriculum, grouping some of them. Mathematics Block 2, “Numbers and algebra”, remains as a module by itself. Blocks 2 and 3 of Physics (“Gravitational interaction” and “Electromagnetic interaction”) along with Blocks 3 and 4 of Mathematics (“Analysis” and “Geometry”) form another module, excluding the content “Equations of the line and the plane in space” of Block 4 of Mathematics. This content forms another module together with the contents of Block 5 of Physics, “Geometric optics” and the content “Dispersion. The color” of Block 4 of Physics, “Waves”. The rest of the contents of Block 4 of Physics, “Waves”, forms a module with the contents of Block 6, “Physics of

TABLE II. The ten most central contents of the Mathematics subject.

Block	Content	Degree	Closeness	Betweenness
1. Processes, methods and attitudes	Confidence in one’s own abilities to develop appropriate attitudes and face the difficulties inherent in scientific work	35	1.0	0.209
1. Processes, methods and attitudes	Use of technological tools in the learning process to: a) Collect data [...] b) Elaborate and create graphic representations [...] c) Understand geometric or functional properties [...] d) Design simulations and make predictions [...] e) Prepare reports [...] f) Communicate and share mathematical information [...]	331	0.897	0.135
1. Processes, methods and attitudes	Graphical language, algebraic, other forms of representation of arguments	28	0.833	0.071
1. Processes, methods and attitudes	Solutions and/or results obtained: consistency of the solutions with the situation, systematic review of the process, other forms of resolution, similar problems, interesting generalizations and particularizations	24	0.761	0.04
1. Processes, methods and attitudes	Practice of mathematization and modeling processes, in contexts of reality and in mathematical contexts	20	0.7	0.019
2. Numbers and algebra	Application of matrix operations and their properties in solving problems taken from real contexts	19	0.686	0.022
1. Processes, methods and attitudes	Strategies and procedures put into practice: relation to other known problems, modification of variables, assuming the problem is solved	19	0.686	0.018
1. Processes, methods and attitudes	Carrying out mathematical research based on contexts of reality or contexts of the world of mathematics	19	0.686	0.015
2. Numbers and algebra	Matrix representation of a system: discussion and solution of systems of linear equations. Gauss method. Cramer’s rule. Application to problem solving	17	0.66	0.016
1. Processes, methods and attitudes	Planning the problem solving process	17	0.66	0.007

the 20th century”, except for the content “Probabilistic interpretation of quantum physics”. This content forms another module with the contents of Block 5 of Mathematics, “Statistics and probability”.

IV. DISCUSSION

Our analysis demonstrates the utility of network theory in organizing and interpreting the relationships within and across educational content. The results show that the three centrality measures—degree, closeness, and betweenness—yielded highly similar results, indicating that the network topology does not require separate centrality criteria for content ordering. This uniformity allows us to rely on degree as a reliable indicator of content importance.

A. Centrality Insights

The ten most central contents in the networks were predominantly from the initial blocks of both subjects.

These blocks contain highly transversal content, such as “*Strategies specific to scientific activity*” or “*Confidence in one’s own abilities to address challenges in scientific work*”. These contents are naturally central due to their generic and foundational nature, supporting a wide range of topics across the curriculum.

A second type of central content emerged from the analysis: contents that connect diverse concepts. For example, in Physics, Block 4’s “*Electromagnetic Waves*” contents link to topics within their block, as well as to Block 3 (“*Electromagnetic Interaction*”), Block 5 (“*Geometric Optics*”), and Block 6 (“*Physics of the 20th Century*”). These links highlight their broad interdisciplinary role, connecting concepts such as the photoelectric effect, radiation, and the relativistic Doppler effect. Similarly, “*Limitations of Classical Physics*” from Block 6 illustrates the challenges of early 20th-century physics, connecting to a variety of content.

In Mathematics, central contents included operations with matrices, such as “*Matrix representation of a system*” and “*Gaussian method*”, which play a critical role in diverse mathematical and applied contexts. When Physics and Mathematics are integrated into a single net-

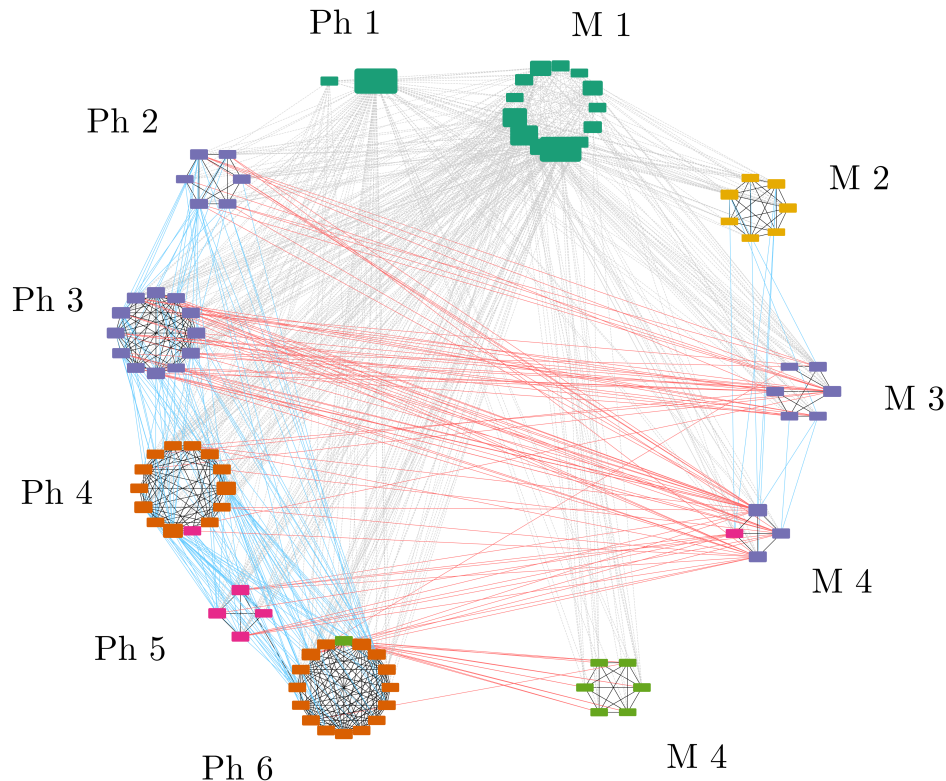


FIG. 5. Physics and Mathematics concept network. On the left side of the figure, we find the contents of physics, while on the right side are those of mathematics. The contents are grouped into blocks. Each block is identified as “Ph” or “M”, depending on whether it is Physics or Mathematics, followed by the corresponding number. The links to block 1 of each subject are shown in gray and with a dotted line to aid in visualizing the rest of the network. The remaining links are represented by solid lines: black lines connect contents within the same block, blue lines connect contents from different blocks within the same subject, and red lines connect contents from different subjects. The height of each content’s symbol is proportional to its degree, while the width corresponds to its betweenness centrality. The color of the nodes represents the module they belong to, based on the community analysis.

work, additional connections emerge. For example, “*Vectors in three-dimensional space*” from Mathematics becomes central due to its applications in Physics Blocks 2 and 3 (“*Gravitational Interaction*” and “*Electromagnetic Interaction*”), as well as in understanding waves and geometric optics. Another key mathematical content, “*Deductive and inductive reasoning*”, also gains prominence when networks are integrated, reflecting its foundational role in building physical concepts like the relation between energy and orbital movement (content Ph2.5), or the Doppler effect (Ph4.6).

B. Towards an Integrated Science Education

From the integration of the Physics and Mathematics curricula, we have identified several relevant issues:

First, Physics Blocks 2 and 3, “*Gravitational Interaction*” and “*Electromagnetic Interaction*”, integrate well with Mathematics Blocks 3 and 4, “*Analysis*” and “*Geometry*”. This integration appears natural, as many of

the mathematical tools required for understanding the physics blocks are explained in the mathematics blocks. Merging these blocks into mixed teaching units and learning situations could provide students with a more practical view of mathematics and, likely, a better understanding of physics.

Second, the importance of a given content, measured by its centrality in the network, can change depending on whether we consider the isolated network of a single subject or the integrated network of multiple subjects. For instance, when analyzing the joint network of Physics and Mathematics, “*Vectors in three-dimensional space*” from Mathematics Block 4 became one of the ten most central topics. Adding Physics content revealed its significance, particularly for Physics Blocks 2 and 3. Similarly, the procedural skill “*Deductive and inductive reasoning*” from Mathematics Block 1 gained prominence in the integrated network, highlighting its importance for building physical concepts like .

Finally, Mathematics Block 5, “*Statistics and Probability*”, integrates with quantum physics content from

TABLE III. The ten most central contents considering together Physics and Mathematics content network.

Block	Content	Degree	Closeness	Betweenness
Ph1. Scientific activity	Specific strategies to scientific activity	89	1.0	0.179
M1. Processes, methods and attitudes	Confidence in one's own abilities to develop appropriate attitudes and face the difficulties inherent in scientific work	88	0.989	0.17
M1. Processes, methods and attitudes	Use of technological tools in the learning process to: a) Collect data [...] b) Elaborate and create graphic representations [...] c) Understand geometric or functional properties [...] d) Design simulations and make predictions [...] e) Prepare reports [...] f) Communicate and share mathematical information [...]	66	0.795	0.073
M1. Processes, methods and attitudes	Graphical language, algebraic, other forms of representation of arguments	61	0.761	0.049
M1. Processes, methods and attitudes	Solutions and/or results obtained: consistency of the solutions with the situation, systematic review of the process, other forms of resolution, similar problems, interesting generalizations and particularizations	48	0.685	0.028
M1. Processes, methods and attitudes	Deductive and inductive reasoning	44	0.664	0.027
M1. Processes, methods and attitudes	Practice of mathematization and modeling processes, in contexts of reality and in mathematical contexts	42	0.654	0.019
Ph4. Waves	Electromagnetic waves	39	0.64	0.017
Ph4. Waves	Nature and properties of electromagnetic waves	35	0.622	0.014
M4. Geometry	Vectors in three-dimensional space. Scalar, vector and mixed product. Geometric meaning.	31	0.605	0.009

Physics, providing greater context when the subjects are considered together. This integration emphasizes how interdisciplinary connections can help students develop a more complete and interconnected view of science.

These findings suggest that without collaboration and communication between teachers of different subjects, the true significance of certain topics might be overlooked. Indeed, cooperation and teamwork of teachers, as defined by the concept of Collective Teacher Efficacy, has been recognized as significantly positive influence related to student achievement [44, 45]. By applying the approach presented in this paper to all science subjects at the secondary and other educational levels, we could propose a comprehensive framework for integrated science education. This would help identify the most relevant synergies and guide curriculum design to foster interdisciplinary learning.

C. Implications for Teaching

These findings suggest that centrality measures are effective tools for identifying two types of content: transversal contents that underpin the curriculum and conceptually rich contents that serve as hubs connecting multiple topics. Both types play crucial roles in the teaching-learning process. Transversal contents provide foundational skills, while conceptually rich contents re-

inforce multiple topics simultaneously, offering a holistic view of the subject. These contents should be prioritized and handled with special attention in curriculum design.

D. Community Structure

The community structure analysis revealed a modular organization that closely aligns with the content blocks in both subjects. In Physics, the Infomap algorithm grouped Blocks 2 and 3 (“*Gravitational Interaction*” and “*Electromagnetic Interaction*”), reflecting their shared tools and concepts (fields, forces, potentials). Blocks 4 and 5 (“*Waves*” and “*Geometric Optics*”) were grouped together with “*Applications of Quantum Physics: Lasers*”. This alignment underscores the coherence of these blocks, as geometric optics involves electromagnetic waves, and lasers provide an ideal experimental tool. The remaining contents of Block 6 (“*Physics of the 20th Century*”) formed a separate module, further reinforcing the thematic distinctiveness of modern physics.

In Mathematics, the community structure matched the block organization exactly, reflecting a well-defined internal consistency. Importantly, during data collection, the authors did not know the block assignments of the contents, highlighting the objectivity of the method in uncovering natural groupings.

E. Integration of Physics and Mathematics

The integrated Physics and Mathematics network demonstrated a higher average degree compared to the individual networks, driven by numerous interdisciplinary connections. However, the network's density decreased, reflecting the broader scope of integration. Notable interdisciplinary connections include the dominance of Physics contents like “*Electromagnetic Waves*” and the emergence of Mathematics contents such as “*Vectors in three-dimensional space*”. These connections highlight opportunities for integrated STEM education that bridges disciplinary boundaries.

F. Conclusion

This study demonstrates that network analysis provides a robust framework for understanding curricular content. By identifying central and modular contents,

this approach supports curriculum designers in prioritizing key topics and exploring interdisciplinary connections. While this work focuses on Physics and Mathematics, the methodology can be extended to other disciplines and educational levels to inform curriculum reform, guide curricular design approach and promote integrated learning experiences by means of teachers cooperation.

V. ACKNOWLEDGEMENTS

JFG acknowledges funding from CSIC through the 2024ICT014 JUAN FERNÁNDEZ GRACIA project (Ayudas extraordinarias a la incorporación de científicos titulares OEP 2020-2021).

VI. DATA AND CODE AVAILABILITY

All data and code are publicly accessible through the GitHub repository in [46].

-
- [1] R. G. Hacker and M. J. Rowe, *The European Journal of Science Education* **7**, 173 (1985).
 - [2] M. Lang and J. Olson, *Research in Science Education* **30**, 213 (2000).
 - [3] E. H. M. Shahali and L. Halim, *World Conference on Learning, Teaching and Administration Papers* **9**, 1007 (2010).
 - [4] Z. Zulkifli, E. Satria, A. Supriyadi, and T. A. Santosa, *Psychology, Evaluation, and Technology in Educational Research* **5**, 32 (2022).
 - [5] P. Harrell, *Issues in Teacher Education* (2010).
 - [6] E. M. Furtak, T. Seidel, H. Iverson, and D. C. Briggs, *Review of Educational Research* **82**, 300 (2012).
 - [7] V. B. Kovač, D. Nome, A. R. Jensen, and L. L. Skreland, *Education Inquiry* 10.1080/20004508.2023.2194502 (2023).
 - [8] N. G. Lederman, F. Abd-El-Khalick, R. L. Bell, and R. S. Schwartz, *Journal of Research in Science Teaching* **39**, 497 (2002).
 - [9] N. G. Lederman and J. S. Lederman, *Disciplinary and Interdisciplinary Science Education Research* **1**, 1 (2019).
 - [10] D. K. Capps and B. A. Crawford, *Journal of Science Teacher Education* **24**, 497 (2013).
 - [11] W. F. McComas and S. R. Burgin, *Science and Education* **29**, 805 (2020).
 - [12] M. A. Takeuchi, P. Sengupta, M. C. Shanahan, J. D. Adams, and M. Hachem, *Studies in Science Education* **56**, 213 (2020).
 - [13] I. T. Koponen and T. Mäntylä, *Education Sciences* 2020, Vol. 10, Page 142 **10**, 142 (2020).
 - [14] H. Sayama, *Network Science In Education* , 101 (2017).
 - [15] S. Podschuweit and S. Bernholt, *Education Sciences* 2020, Vol. 10, Page 103 **10**, 103 (2020).
 - [16] C. M. Thurn, B. Hänger, and T. Kokkonen, *Education Sciences* 2020, Vol. 10, Page 129 **10**, 129 (2020).
 - [17] C. S. Siew, *Education Sciences* 2020, Vol. 10, Page 101 **10**, 101 (2020).
 - [18] J. C. Speirs, M. R. Stetzer, and B. A. Lindsey, *Physical Review Physics Education Research* **20**, 010147 (2024).
 - [19] M. Kubsch, I. Touitou, J. Nordine, D. Fortus, K. Neumann, and J. Krajcik, *Education Sciences* 2020, Vol. 10, Page 20 **10**, 20 (2020).
 - [20] M. Schwab, H. Strobelt, J. Tompkin, C. Fredericks, C. Huff, D. Higgins, A. Strezhnev, M. Komisarchik, G. King, and H. Pfister, *IEEE transactions on visualization and computer graphics* **23**, 571 (2017).
 - [21] J. Stewart, B. Drury, J. Wells, A. Adair, R. Henderson, Y. Ma, Ángel Pérez-Lemonche, and D. Pritchard, *Physical Review Physics Education Research* **17**, 010122 (2021).
 - [22] J. Wells, R. Henderson, A. Traxler, P. Miller, and J. Stewart, *Physical Review Physics Education Research* **16**, 010121 (2020).
 - [23] C. Wheatley, J. Wells, D. E. Pritchard, and J. Stewart, *Physical Review Physics Education Research* **18**, 020132 (2022).
 - [24] J. P. Zwolak, M. Zwolak, and E. Brewe, *Physical Review Physics Education Research* **14**, 010131 (2018).
 - [25] A. Traxler, A. Gavrin, and R. Lindell, *Physical Review Physics Education Research* **14**, 020107 (2018).
 - [26] J. Pulgar, D. Ramírez, and C. Candia, *Physical Review Physics Education Research* **19**, 020155 (2023).
 - [27] A. L. Traxler, T. Suda, E. Brewe, and K. Commeford, *Physical Review Physics Education Research* **16**, 020129 (2020).
 - [28] K. A. Anderson, M. Crespi, and E. C. Sayre, *Physical Review Physics Education Research* **13**, 010121 (2017).
 - [29] J. Olsen, D. Andres, N. Maggiore, and C. Ruggieri, *Physical Review Physics Education Research* **19**, 020129 (2023).

- [30] M. E. J. Newman, *Networks: an introduction* (Oxford University Press, 2010).
- [31] S. Boccaletti, V. Latora, Y. Moreno, M. Chavez, and D. U. Hwang, *Physics Reports* **424**, 175 (2006).
- [32] R. Milo, S. Shen-Orr, S. Itzkovitz, N. Kashtan, D. Chklovskii, and U. Alon, *Science* **298**, 824 (2002).
- [33] B. S. Khan and M. A. Niazi, arXiv (2017).
- [34] M. A. Javed, M. S. Younis, S. Latif, J. Qadir, and A. Baig, *Journal of Network and Computer Applications* **108**, 87 (2018).
- [35] S. Fortunato and D. Hric, *Physics Reports* **659**, 1 (2016).
- [36] Eurostat, International standard classification of education (isced).
- [37] España, Organic law 3/2020, of december 29, amending organic law 2/2006, of may 3, on education. ().
- [38] España, C. de Madrid, and C. Valenciana, Decree 108/2022, of august 5, issued by the council, establishing the organization and curriculum of the batxillerat program.
- [39] J. Fernández-Gracia, J. Ablanque, and R. M. Benito, Emergence of competencial phenotypes in the curriculum for spanish secondary education (2024), in preparation.
- [40] España, Royal decree 1105/2014, of december 26, establishing the basic curriculum for compulsory secondary education and bachillerato. ().
- [41] M. Rosvall, D. Axelsson, and C. T. Bergstrom, *Eur. Phys. J. Special Topics* **178**, 13 (2009).
- [42] D. Edler, A. Holmgren, and M. Rovall, infomap module — infomap 2.8.0 documentation (2020).
- [43] Cytoscape: An open source platform for complex networks analysis and visualization.
- [44] R. Eells, *Dissertations* (2011).
- [45] R. D. Goddard, W. K. Hoy, and A. W. Hoy, *American Educational Research Journal* **37**, 479 (2000).
- [46] J. Fernández-Gracia, Content networks <https://doi.org/10.5281/zenodo.14591661> (2024).