

Asymmetric coupling of non-chaotic Rulkov neurons: fractal attractors, quasi-multistability, and final state sensitivity

Brandon B. Le*

*Department of Physics, University of Virginia,
Charlottesville, Virginia 22904-4714, USA*

(Dated: February 11, 2025)

Although neuron models have been well-studied for their rich dynamics and biological properties, limited research has been done on the complex geometries that emerge from the basins of attraction and basin boundaries of multistable neuron systems. In this paper, we investigate the geometrical properties of the strange attractors, four-dimensional basins, and fractal basin boundaries of an asymmetrically electrically coupled system of two identical non-chaotic Rulkov neurons. We discover a quasi-multistability in the system emerging from the existence of a chaotic spiking-bursting pseudo-attractor, and we classify and quantify the system's basins of attraction, which are found to have complex fractal geometries. Using the method of uncertainty exponents, we also find that the system exhibits extreme final state sensitivity, which results in a dynamical uncertainty that could have important applications in neurobiology.

I. INTRODUCTION

The Rulkov maps [1, 2] are well-established to be simple discrete-time systems that accurately model the behavior of biological neurons. Although many continuous-time neuron models have been developed [3–7], the discrete-time Rulkov models have shown to have a computational advantage over these systems of nonlinear differential equations in modeling complex neuronal systems [8]. Like many other established neuron models [9–14], Rulkov's models, often called the non-chaotic and chaotic Rulkov maps [15], are slow-fast dynamical systems capable of modeling fast bursts of non-chaotic or chaotic spikes on top of slow oscillations. Although the chaotic Rulkov map has been well-studied in the literature [15–20], this study involves non-chaotic Rulkov map, which has received less attention but also exhibits rich dynamical and geometrical properties. The most direct application of the non-chaotic Rulkov map is in modeling neuronal dynamics [1], but studies have also been conducted in using the non-chaotic Rulkov map for stability analysis [21], symbolic analysis [22], control of chaos [23], machine learning [24], information patterns [25], and digital watermarking [26]. In this paper, we explore an asymmetric electrical coupling of two identical non-chaotic Rulkov neurons and the emergence of a quasi-multistability, a strange spiking-bursting pseudo-attractor, and extreme final state sensitivity in the asymmetrically coupled Rulkov neuron system.

When dynamical systems with attractors are analyzed, it is standard practice to detail their bifurcations, equilibria and eigenvalues, attractor dimensions, maximal Lyapunov exponents, and routes to chaos. However, less attention is often paid to a system's basins of attraction, which are essential to determining multistability properties and the system's use in practical applications

[27]. Additionally, the fractalization of the boundaries between basins of attraction can result in final state sensitivity, where a small uncertainty in the initial state of a system results in a large uncertainty in the system's eventual final state [28]. Even more extreme versions of final state sensitivity include Wada basins [29–31] and riddled basins [32, 33].

Despite these interesting and relevant geometrical properties, limited research has been done in the basins of attraction and basin boundaries of discrete-time neuronal systems. Some studies have been done with continuous-time neuron models, including multistability in a pair of neurons with time delays [34], heterogeneous multistability and riddled basins in an adaptive synapse-based neuron model [35], and multistability, fractal basin boundaries, and final state sensitivity in a network of theta neurons with time-varying excitability [36]. A few studies have also examined these properties in chaotic Rulkov neuron systems, such as multistability in a system of chaotic Rulkov neurons coupled via a chemical synapse [37], extreme multistability in a system of two chaotic Rulkov neurons with memristive electromagnetic induction [38], and basin stability in a system of two chaotic Rulkov neurons with a chemical synaptic and inner linking coupling [39]. However, as suggested by the name, the chaotic Rulkov map is designed to model the dynamics of chaotic spiking-bursting neurons [2], so it is not ideal for the purposes of examining basins of attraction and final-state sensitivity properties that arise from multistability. Instead, we are interested in a neuronal map that lends itself to coexisting qualitatively different behaviors, namely non-chaotic regular spiking and chaotic spiking-bursting neuronal dynamics, which the non-chaotic Rulkov map is suited for. However, the downside of using this map is that, while the fast variable of the chaotic Rulkov map is described by a simple iteration function, the non-chaotic Rulkov map's fast variable is described by a piecewise function (see Eq. 2), which makes analysis significantly more complex. For this reason, to the best of our knowledge, neither the basins of

* Contact author: sxh3qf@virginia.edu

attraction of a non-chaotic Rulkov neuron system nor the basin boundary and final state sensitivity properties of any discrete-time neuronal map have ever been studied before.

The motivation of our study is therefore to analyze the complex geometrical properties that emerge from the basins of attraction and basin boundaries of a system of two asymmetrically coupled non-chaotic Rulkov neurons. In this system, we find a chaotic spiking-bursting pseudo-attractor and analyze its fractal geometry. Emerging from this chaotic pseudo-attractor and a separate non-chaotic spiking attractor is a kind of quasi-multistability and two basins of attraction. We classify and quantify these basins of attraction in multiple subsets of state space using the method of Sprott and Xiong [27], which has been a popular tool to analyze basins of attraction in recent years [40–46]. Then, we use uncertainty exponents [28, 47] to analyze the system’s extreme final state sensitivity and the fractalization of different subsets of the system’s basin boundaries using a Monte Carlo algorithm. This research provides novel insights into how multistability and fractal geometry can emerge from the basins of discrete-time neuronal systems, as well as how the slow-fast behavior of the non-chaotic Rulkov maps leads to complex and unexpected geometries in state space.

This paper is organized as follows. In Section II, we detail our asymmetrically coupled non-chaotic Rulkov neuron model and the dynamics and apparent multistability that emerge from it. In Section III, we analyze the geometry of the chaotic spiking-bursting pseudo-attractor by computing its box-counting and Lyapunov dimensions. In Section IV, we overview the basin classification method and classify the intersection of the basins with a two-dimensional slice of state space (Section IV A) and all of four-dimensional state space (Section IV B). In Section V, we investigate different subsets of the system’s basin boundaries using uncertainty exponents and explore the existence of extreme final state sensitivity in the system. Finally, we summarize our results and give some future directions in Section VI.

II. THE MODEL AND DYNAMICS

The non-chaotic Rulkov map is a two-dimensional slow-fast map designed to be a simple model of the neuron. Unlike other neuron models composed of highly non-linear systems of differential equations, the Rulkov map aims to simplify the complex dynamics of a neuron into a phenomenological model that can be used to better understand collective neuronal dynamics. In this way, a limitation of the Rulkov map is that it isn’t a completely accurate neuron model with variables and parameters that correspond with physical values with units. Instead, the Rulkov map mimics the behavior of biological neurons in an attempt to be used to aid in the understanding of more complex collective neuronal phenomena, the mechanisms of which can often be hidden behind the mathe-

tical complexity of more biologically accurate neuron models. The main advantage of the Rulkov map is that, despite its simplicity, it is able to model a diverse variety of neuronal behaviors, including regular spiking, irregular spiking, non-chaotic bursts of spikes, and chaotic spiking-bursting [1]. Therefore, in this study, we use the Rulkov map to discover geometrical complexities and final state sensitivity of neuron systems in a phenomenological sense rather than as a prediction of direct experimental results.

The non-chaotic Rulkov map is defined by the following iteration function [48]:

$$\begin{pmatrix} x_{k+1} \\ y_{k+1} \end{pmatrix} = \begin{pmatrix} f(x_k, y_k; \alpha) \\ y_k - \mu(x_k - \sigma) \end{pmatrix}, \quad (1)$$

where f is the piecewise function

$$f(x, y; \alpha) = \begin{cases} \alpha/(1-x) + y, & x \leq 0 \\ \alpha + y, & 0 < x < \alpha + y \\ -1, & x \geq \alpha + y \end{cases}. \quad (2)$$

Here, x is the fast variable representing the voltage of the neuron, y is the slow variable, and α , σ , and μ are parameters. To make y a slow variable, we need $0 < \mu \ll 1$, so we choose the standard value of $\mu = 0.001$. To couple Rulkov neurons together with an electrical current, we use a modified version of Eq. 1 that describes the dynamics of the i th coupled neuron \mathbf{x}_i with the iteration function

$$\begin{pmatrix} x_{i,k+1} \\ y_{i,k+1} \end{pmatrix} = \begin{pmatrix} f(x_{i,k}, y_{i,k} + \beta_{i,k}; \alpha_i) \\ y_{i,k} - \mu x_{i,k} + \mu[\sigma_i + \sigma_{i,k}] \end{pmatrix}, \quad (3)$$

where $\mathbf{x}_{i,k} = (x_{i,k}, y_{i,k})$ is the state of the system at time step k , α_i and σ_i are parameters of the neuron \mathbf{x}_i , and $\beta_{i,k}$ and $\sigma_{i,k}$ are coupling parameters defined by

$$\beta_{i,k} = g_{ji}^e \beta^e (x_{j,k} - x_{i,k}), \quad (4)$$

$$\sigma_{i,k} = g_{ji}^e \sigma^e (x_{j,k} - x_{i,k}), \quad (5)$$

where g_{ji}^e is the electrical coupling strength from the adjacent neuron \mathbf{x}_j to \mathbf{x}_i and the coefficients β^e and σ^e set the balance between the couplings of the neuron’s fast and slow variables.

To motivate this choice of coupling where we add values proportional to the voltage difference to the slow variable y and the effective value of y in the fast map, we will briefly discuss the qualitative behavior of the non-chaotic Rulkov map [49]. From Eq. 2, we can see that a higher value of the slow variable y effectively raises the height of the fast variable iteration function f , which results in a quicker increase in x before being reset by the third piece of f . Hence, higher values of y result in shorter periodic orbits or more rapid spikes. It is easy to see from Eq. 1 that the parameter σ is the value of x required to keep y constant. If $x < \sigma$, y will slowly increase, and vice versa. Therefore, σ is an “excitation parameter” for the Rulkov map: a higher value of σ will result in y to increase until the spikes are fast enough for the average value of x to

equal σ . From this, it is clear that $\sigma_{i,k}$ acts as a parameter representing gradual changes in dynamics resulting from a voltage difference between neurons, essentially resulting in a slow increase or decrease in the frequency of spikes depending on whether current is flowing in or out of the neuron. On the other hand, $\beta_{i,k}$ represents an immediate change in the dynamics of the neuron as it changes the effective value of y for the slow variable x . In other words, if the voltage difference is positive and current is flowing into a neuron, the $\beta_{i,k}$ results in the slow variable x “thinking” that the fast variable y is larger, causing an immediate excitation. The effects of both coupling parameters are valuable to our study and have been observed in real biological neurons [1].

In this paper, we examine a system of two asymmetrically electrically coupled non-chaotic Rulkov neurons, denoted by \mathbf{x}_1 and \mathbf{x}_2 . Since these neurons are coupled asymmetrically, $g_{21}^e \neq g_{12}^e$, so we denote $g_1^e = g_{21}^e$ and $g_2^e = g_{12}^e$. Setting $\beta^e = \sigma^e = 1$ for simplicity, Eqs. 4 and 5 read

$$\mathfrak{C}_{1,k} = \beta_{1,k} = \sigma_{1,k} = g_1^e(x_{2,t} - x_{1,t}), \quad (6)$$

$$\mathfrak{C}_{2,k} = \beta_{2,k} = \sigma_{2,k} = g_2^e(x_{1,t} - x_{2,t}), \quad (7)$$

where $\mathfrak{C}_{i,k}$ is the coupling parameter for both the slow and fast variables of neuron i at time step k .

Since our model is composed of two coupled neurons, each with two variables, the state vector of the model is four-dimensional:

$$\mathbf{X} = \begin{pmatrix} X^{[1]} \\ X^{[2]} \\ X^{[3]} \\ X^{[4]} \end{pmatrix} = \begin{pmatrix} x_1 \\ y_1 \\ x_2 \\ y_2 \end{pmatrix}, \quad (8)$$

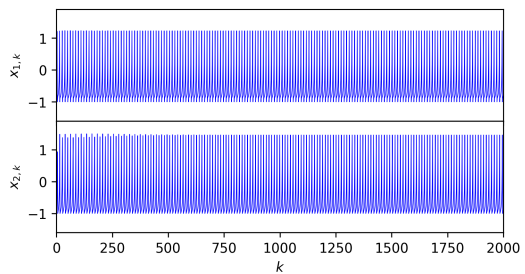
where $X^{[p]}$ is the p th entry of the state vector \mathbf{X} . This system has the iteration function

$$\mathbf{X}_{k+1} = \mathbf{F}(\mathbf{X}_k), \quad (9)$$

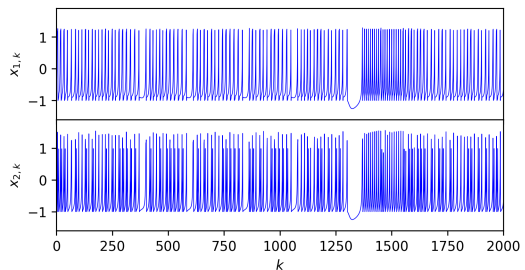
where $\mathbf{F}(\mathbf{X})$ can be written explicitly using Eqs. 3, 6, 7:

$$\begin{aligned} \mathbf{F}(\mathbf{X}) &= \begin{pmatrix} F^{[1]}(x_1, y_1, x_2, y_2) \\ F^{[2]}(x_1, y_1, x_2, y_2) \\ F^{[3]}(x_1, y_1, x_2, y_2) \\ F^{[4]}(x_1, y_1, x_2, y_2) \end{pmatrix} \\ &= \begin{pmatrix} f(x_1, y_1 + g_1^e(x_2 - x_1); \alpha_1) \\ y_1 - \mu x_1 + \mu[\sigma_1 + g_1^e(x_2 - x_1)] \\ f(x_2, y_2 + g_2^e(x_1 - x_2); \alpha_2) \\ y_2 - \mu x_2 + \mu[\sigma_2 + g_2^e(x_1 - x_2)] \end{pmatrix}. \end{aligned} \quad (10)$$

The Jacobian matrix $J(\mathbf{X})$ of this system is quite complex due to the piecewise nature of the fast variable iteration function f present in $\mathbf{F}(\mathbf{X})$ (see Ref. [50] for an explicit rendering of $J(\mathbf{X})$), but we can write it in a compact form by partitioning it using the method detailed in



(a) $\mathbf{X}_0 = (-0.54, -3.25, -1, -3.25)$, $\lambda_1 \approx -0.0057$



(b) $\mathbf{X}_0 = (-0.56, -3.25, -1, -3.25)$, $\lambda_1 \approx 0.0207$

FIG. 1: Graphs of the fast variable orbits $x_{1,k}$ and $x_{2,k}$ of two asymmetrically electrically coupled non-chaotic Rulkov neurons with parameters $\sigma_1 = \sigma_2 = -0.5$, $\alpha_1 = \alpha_2 = 4.5$, and electrical coupling strengths $g_1^e = 0.05$, $g_2^e = 0.25$

Appendix A:

$$J(\mathbf{X}) = \begin{pmatrix} J_{\text{dg},a}(x_1, \alpha_1, g^e) & J_{\text{odg},b}(g^e) \\ J_{\text{odg},c}(g^e) & J_{\text{dg},d}(x_2, \alpha_2, g^e) \end{pmatrix}. \quad (11)$$

Using the QR factorization method of Lyapunov exponent calculation [50–53], we can use this Jacobian matrix to compute the system’s Lyapunov spectrum for analysis of the system’s dynamics.

For our system, we choose the asymmetrically coupled Rulkov neurons to be identical, with parameters $\sigma_1 = \sigma_2 = -0.5$ and $\alpha_1 = \alpha_2 = 4.5$. This puts each of the individual neurons in the non-chaotic regular spiking domain. The coupling strengths we use are $g_1^e = 0.05$ and $g_2^e = 0.25$, which results in neuron \mathbf{x}_2 “feeling” the voltage difference between the two neurons more. To get a snapshot of the dynamics that can emerge from this model, we pick two slightly different initial conditions ($\mathbf{X}_0 = (-0.54, -3.25, -1, -3.25)$ and $\mathbf{X}_0 = (-0.56, -3.25, -1, -3.25)$) and plot the fast variable orbits of the two neurons in Fig. 1. In the first graph (Fig. 1a), the system exhibits non-chaotic, synchronized spiking with a negative maximal Lyapunov exponent $\lambda_1 \approx -0.0057$. However, in the second graph (Fig. 1b), after changing the initial value of x_1 slightly, chaotic spiking-bursting occurs in both neurons, with a positive maximal Lyapunov exponent of $\lambda_1 \approx 0.0207$. These two similar initial states immediately being attracted to two

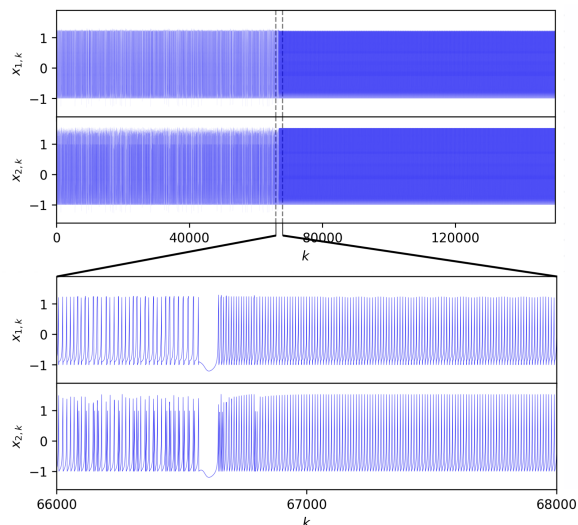
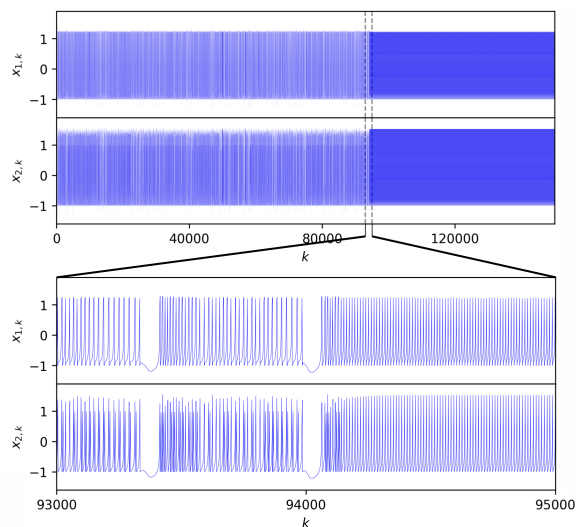
(a) $\mathbf{X}_0 = (-0.56, -3.25, -1, -3.25)$ (b) $\mathbf{X}_0 = (0.35, -3.25, -1.23, -3.25)$

FIG. 2: Graphs showing the attraction of two chaotic orbits to the system’s non-chaotic spiking attractor

drastically different stable orbits, one chaotic and the other non-chaotic, implies the existence of multistability in this system.

Although Fig. 1 indicates that this system has two distinct attractors: a non-chaotic spiking attractor and a chaotic spiking-bursting attractor, further analysis of this system shows that this is not completely accurate. To see this, let us examine two initially chaotic orbits of this system. The first orbit we look at is the orbit from Fig. 1b, which has the initial state $\mathbf{X}_0 = (-0.56, -3.25, -1, -3.25)$. The second orbit is generated from the initial state $\mathbf{X}_0 = (0.35, -3.25, -1.23, -3.25)$. In Fig. 2, we graph 150,000 iterations of the fast variable orbits emerging from these two initial states. These

graphs show that the initial states yield initially chaotic fast variable orbits, but the voltages eventually begin to spike periodically once they get attracted to the non-chaotic spiking attractor. This attraction is made especially clear in Fig. 2 when we zoom into the region where the orbits transition from chaotic to non-chaotic. We propose that these dynamics occur because, during the period when the neurons are exhibiting chaotic spiking-bursting, their slow and fast variables happen to align by chance, which causes their voltages to latch onto each other’s spiking and propels the dynamics of the system to the non-chaotic spiking attractor. If this is true, then this system does not have a true chaotic attractor because, by chance, all orbits will eventually get attracted to the non-chaotic spiking attractor. This fact is also verified by our numerical simulations.

Therefore, we conclude that this asymmetrically coupled neuron system isn’t multistable. However, this system clearly does have something that is reminiscent of true multistability, with two coexisting qualitatively different behaviors that the orbits of different initial states exhibit. Indeed, we can utilize many of the techniques commonly used to analyze multistability in dynamical systems in the context of this neuron system. Therefore, we will call the phenomenon that this system exhibits “quasi-multistability,” which represents a multistability that is only observed in the short term. In this system, numerical simulation suggests that quasi-multistability is present for orbits of length on the order of 10^4 (see Fig. 2). We suspect that this type of quasi-multistability can only occur in coupled systems similar to this: a small number of coupled identical dynamical systems that exhibit periodic, non-chaotic behavior individually. In these specific systems, the coupling between individually non-chaotic systems can result in chaotic dynamics, and due to there being only a small number of identical systems, they can fall into synchronized periodic orbits in a finite amount of time. For our asymmetrically coupled neuron system, we will treat the short-term chaotic dynamics as occurring on a chaotic “pseudo-attractor” on which some orbits end up before being attracted to the non-chaotic spiking attractor. Despite the fact that the spiking attractor is the only true attractor of the system, we find that treating this chaotic spiking-bursting pseudo-attractor as an “attractor” as well results in rich geometries in state space emerging from this quasi-multistability.

III. GEOMETRY OF THE CHAOTIC PSEUDO-ATTRACTOR

We now present the results from our analysis of the non-chaotic spiking attractor and the chaotic spiking-bursting pseudo-attractor’s geometry. In Figs. 3 and 4, we present visualizations of these two attractors by plotting a subset of the orbit of the initial states $\mathbf{X}_0 = (-0.54, -3.25, -1, -3.25)$ for the non-chaotic attractor

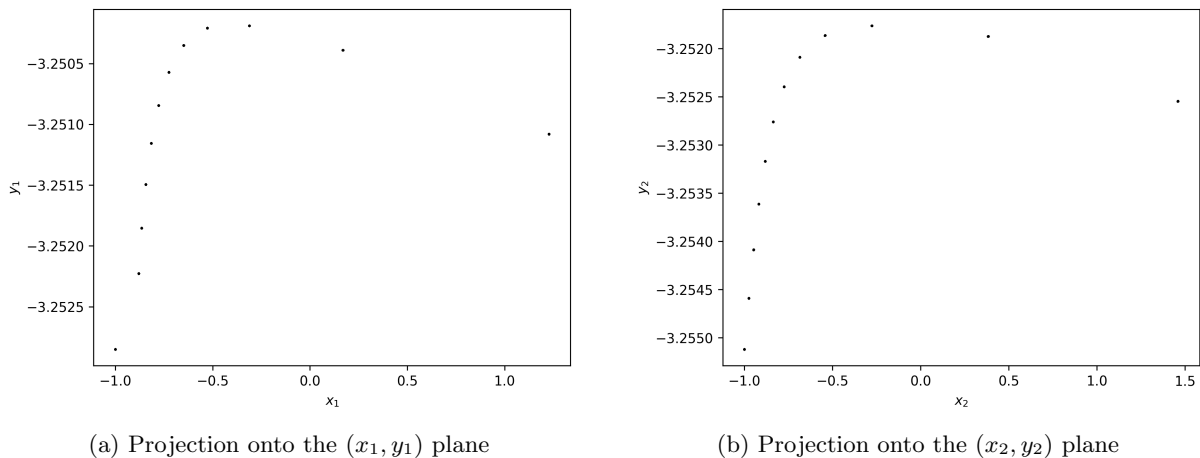


FIG. 3: Projections of the four-dimensional non-chaotic spiking attractor of the asymmetrically coupled Rulkov neuron system

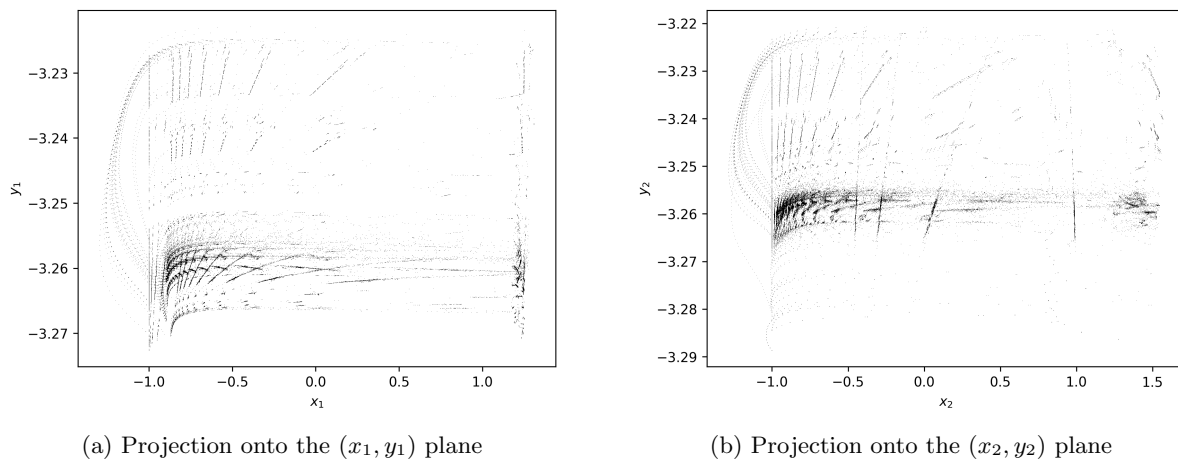


FIG. 4: Projections of the four-dimensional chaotic spiking-bursting pseudo-attractor of the asymmetrically coupled Rulkov neuron system

and $\mathbf{X}_0 = (-0.56, -3.25, -1, -3.25)$ for the chaotic pseudo-attractor. In order to visualize these attractors embedded in four-dimensional space (x_1, y_1, x_2, y_2) , we plot their projections onto the (x_1, y_1) and (x_2, y_2) planes. It is immediately clear that the spiking attractor (Fig. 3) is associated with a non-chaotic periodic orbit and the pseudo-attractor (Fig. 4) is associated with complex chaotic orbits.

Due to the apparent geometrical complexity of the chaotic pseudo-attractor in Fig. 4, we suspect that the pseudo-attractor is fractal and strange. However, the fact that orbits on the pseudo-attractor are chaotic does not guarantee that the pseudo-attractor is fractal, as there exist chaotic attractors that are not strange [54]. The non-chaotic Rulkov map lends itself especially to the possibility of a chaotic attractor that isn't strange due to its resetting mechanism that maps all sufficiently high x values back to -1 (Eq. 2), which always results in at

least one Lyapunov exponent of $-\infty$ [50]. Therefore, we perform a direct computation of the fractal dimension of the chaotic pseudo-attractor using the standard box-counting algorithm [55]. Using four-dimensional boxes of size $\epsilon = 1/20, 1/30, 1/40$, we get that the box-counting dimension of the chaotic pseudo-attractor is $d \approx 1.84$ with an R^2 value of 0.9999, indicating that the chaotic pseudo-attractor is indeed fractal and strange. However, the pseudo-attractor's dimension is still quite small for a geometric object embedded in four-dimensional space, which we attribute to the non-chaotic silence between bursts of spikes (see Fig. 1b and the left sides of Figs. 4a and 4b), as well as the aforementioned resetting mechanism.

We are also interested in the Lyapunov dimension

$$d_l = \kappa + \frac{1}{|\lambda_{\kappa+1}|} \sum_{i=1}^{\kappa} \lambda_i \quad (12)$$

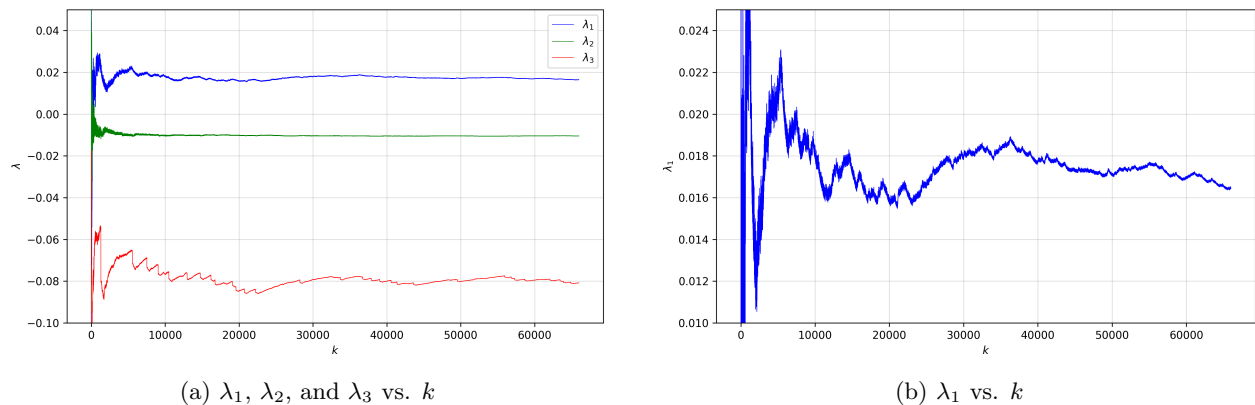


FIG. 5: Plots of the first three Lyapunov exponents at each point in the orbit of $\mathbf{X}_0 = (-0.56, -3.25, -1, -3.25)$

of the chaotic pseudo-attractor, where κ is the largest index such that

$$\sum_{i=1}^{\kappa} \lambda_i \geq 0, \quad (13)$$

and we assume the Lyapunov exponents are ordered from greatest to least [56]. The Kaplan-Yorke conjecture states that the Lyapunov dimension of typical attractors is equal to their fractal dimension [57]. For the chaotic pseudo-attractor orbit displayed in Fig. 4, if we naively calculate the Lyapunov dimension using the Lyapunov spectrum at one point in the orbit of an initial state that gets attracted to the chaotic pseudo-attractor, we will most likely not get something that coincides with the pseudo-attractor’s true fractal dimension. For example, if we consider the orbit generated from the initial state $\mathbf{X}_0 = (-0.56, -3.25, -1, -3.25)$, the Lyapunov spectrum is approximately $\lambda \approx \{0.0165, -0.0105, -0.0810, -\infty\}$ at iteration $k = 66000$, which is right before the state gets attracted to the non-chaotic spiking attractor (see Fig. 2a). Using this, Eq. 12 indicates that the Lyapunov dimension of the chaotic pseudo-attractor is approximately $d_l \approx 2.07$, which is reasonably far from the pseudo-attractor’s true fractal dimension. The reason for this discrepancy lies in the fact that these chaotic dynamics are occurring on a pseudo-attractor, not a true attractor. Although the Kaplan-Yorke conjecture almost always holds for true attractors [58], the fact that we are dealing with a pseudo-attractor means that states do not spend enough time on the pseudo-attractor for their Lyapunov spectrums to capture its true geometry.

This fact can be easily seen in Fig. 5a, where we plot the values of the first three Lyapunov exponents at all the iterations of the orbit of the initial state $\mathbf{X}_0 = (-0.56, -3.25, -1, -3.25)$ that take place on the chaotic pseudo-attractor. Although the state evolves on the pseudo-attractor for tens of thousands of iterations, the figure shows that the Lyapunov exponents have not yet had time to converge to capture the true geometry of the pseudo-attractor, and we see many significant fluctu-

ations in the λ values, especially with λ_3 . Of course, it is clear from Eqs. 12 and 13 that λ_3 doesn’t contribute the Lyapunov dimension, but Fig. 5b demonstrates that the maximal Lyapunov exponent λ_1 has also not converged; it is not oscillating around a mean value, but instead undergoing significant upwards and downwards trends. This explains this rare case where the fractal dimension and Lyapunov dimension of an attractor do not align. It also indicates that our computed Lyapunov exponents can at best be treated as a rough approximation for the true Lyapunov exponents of an orbit. Indeed, in the following sections, we use Lyapunov exponents mainly to determine whether an orbit is chaotic or non-chaotic, not as an exact quantifier for chaotic dynamics.

IV. BASIN CLASSIFICATION

We have established that a quasi-multistability exists in this asymmetrically coupled neuron system, so we are now interested in analyzing the geometrical properties of the basins of attraction of the non-chaotic spiking attractor and strange pseudo-attractor. We begin by classifying the basins of attraction using the method of Sprott and Xiong [27], which we briefly outline here. Let $A = \{\mathbf{a}_1, \mathbf{a}_2, \dots\}$ be an attractor [59]. Define the mean or “center of mass” of A to be

$$\langle A \rangle = \lim_{j \rightarrow \infty} \frac{1}{j} \sum_{i=1}^j \mathbf{a}_i, \quad (14)$$

and define the standard deviation σ_A of A to be

$$\sigma_A = \sqrt{\lim_{j \rightarrow \infty} \frac{1}{j} \sum_{i=1}^j |\mathbf{a}_i - \langle A \rangle|^2}. \quad (15)$$

Using this, Sprott and Xiong define a “normalized distance” ξ from A :

$$\xi = \frac{|\mathbf{x} - \langle A \rangle|}{\sigma_A}, \quad (16)$$

which allows for the quantification of basins relative to the size of their associated attractors. Now, let $S(\xi)$ be the set of all points that lie in an open n -dimensional ball of radius ξ centered at $\langle A \rangle$:

$$S(\xi) = \{\mathbf{x} : |\mathbf{x} - \langle A \rangle| < \xi\}, \quad (17)$$

and let $\hat{A}(\xi)$ denote the subset of the basin of attraction \hat{A} contained in the n -ball centered at $\langle A \rangle$:

$$\hat{A}(\xi) = \hat{A} \cap S(\xi). \quad (18)$$

Now, we define $P(\xi)$ to be the probability that an initial state $\mathbf{x}_0 \in S(\xi)$ is also the basin of attraction of A . In other words,

$$P(\xi) = \frac{m(\hat{A}(\xi))}{m(S(\xi))}, \quad (19)$$

where $m(\cdot)$ denotes the measure of a set. In the limit $\xi \rightarrow \infty$, $P(\xi)$ follows a power law [27]:

$$P(\xi) = \frac{P_0}{\xi^\gamma}, \quad (20)$$

where P_0 and γ are parameters. Based on the values of P_0 and γ , basins of attraction can be classified from largest to smallest as follows:

1. Class 1 basins have $P_0 = 1$ and $\gamma = 0$. These basins occupy all of state space (except perhaps a set of finite measure).
2. Class 2 basins have $P_0 < 1$ and $\gamma = 0$. These basins occupy a fixed fraction of state space.
3. Class 3 basins have $0 < \gamma < n$, where n is the dimension of the system's state space. These basins extend to infinity in some directions but occupy increasingly small fractions of state space further out.
4. Class 4 basins have $\gamma = n$. These basins occupy a finite region of state space and have a well-defined relative size $\xi_0 = P_0^{1/n}$.

It is worth noting that we use a shell method for the numerical classification of basins that circumvents the problem of potentially small $P(\xi)$ values for large ξ [50]. Specifically, defining $\Delta P(2^k)$ to be the probability that a point lying in the shell centered at $\langle A \rangle$ with inner radius $\xi = 2^k$ and outer radius $\xi = 2^{k+1}$ is also in the basin of attraction \hat{A} , we can iteratively find values of $P(\xi)$ using

$$P(2^{k+1}) = \frac{P(2^k)}{2^n} + \left(1 - \frac{1}{2^n}\right) \Delta P(2^k). \quad (21)$$

A. Two-dimensional basin slices

To analyze the basins of the asymmetrically coupled neuron system, we will first consider a two-dimensional slice of the basins, namely, the intersection of the four-dimensional basins with the set of state space

$$S'_2 = \{\mathbf{X} : -2 < x_1 < 2, y_1 = -3.25, \\ -2 < x_2 < 2, y_2 = -3.25\}. \quad (22)$$

We now need a way to determine which attractor an initial state $\mathbf{X}_0 \in S'_2$ is initially attracted to. This is nontrivial because the non-chaotic spiking attractor and chaotic pseudo-attractor occupy similar regions of state space (see Figs. 3 and 4). Fig. 2 illustrates that states attracted to the chaotic pseudo-attractor spend on the order of 10^4 iterations in the pseudo-attractor before going to the spiking attractor. We find that testing other initial states yields similar results. Therefore, we use an indirect method of determining which basin an initial state is in, saying that an initial state that has a positive maximal Lyapunov exponent after 5,000 iterations is attracted to the chaotic pseudo-attractor, while an initial state that has a negative λ_1 after the same amount of time is attracted to the spiking attractor.

Using this method on a large number of initial states $\mathbf{X}_0 \in S'_2$, we present our maximal Lyapunov exponent results with a color map in Fig. 6a. An immediate observation is the beautiful complexity of the different Lyapunov exponents in state space. This complexity is further emphasized when we color the basins properly in Fig. 6b, with the basin of the chaotic pseudo-attractor (positive λ_1) shown in white and the basin of the non-chaotic attractor (negative λ_1) shown in black. Here, we can see that most of S'_2 is taken up by the basin of the white chaotic pseudo-attractor, with some black regions, curves, and scattered points of stability scattered throughout. The most obvious of these features is the black line that goes across the diagonal of Fig. 6b from the bottom left to the top right. This line and its surrounding area are associated with initial states where the two individual neurons' states are the same or very close to being the same. In this case, it makes sense that the neurons will immediately be synchronized, spiking together in the non-chaotic attractor.

Now that we have visualized the basins in S'_2 , we want to classify the basin slices in the two-dimensional plane containing S'_2 , which we denote as S_2 :

$$S_2 = \{\mathbf{X} : x_1 \in \mathbb{R}, y_1 = -3.25, x_2 \in \mathbb{R}, y_2 = -3.25\}. \quad (23)$$

Because S_2 is two-dimensional, we also need to specify what is meant by the mean and standard deviation of the four-dimensional attractors within the two-dimensional plane S_2 . Let us denote a generic four-dimensional attractor as A_4 and its associated basin as \hat{A}_4 [60]. From

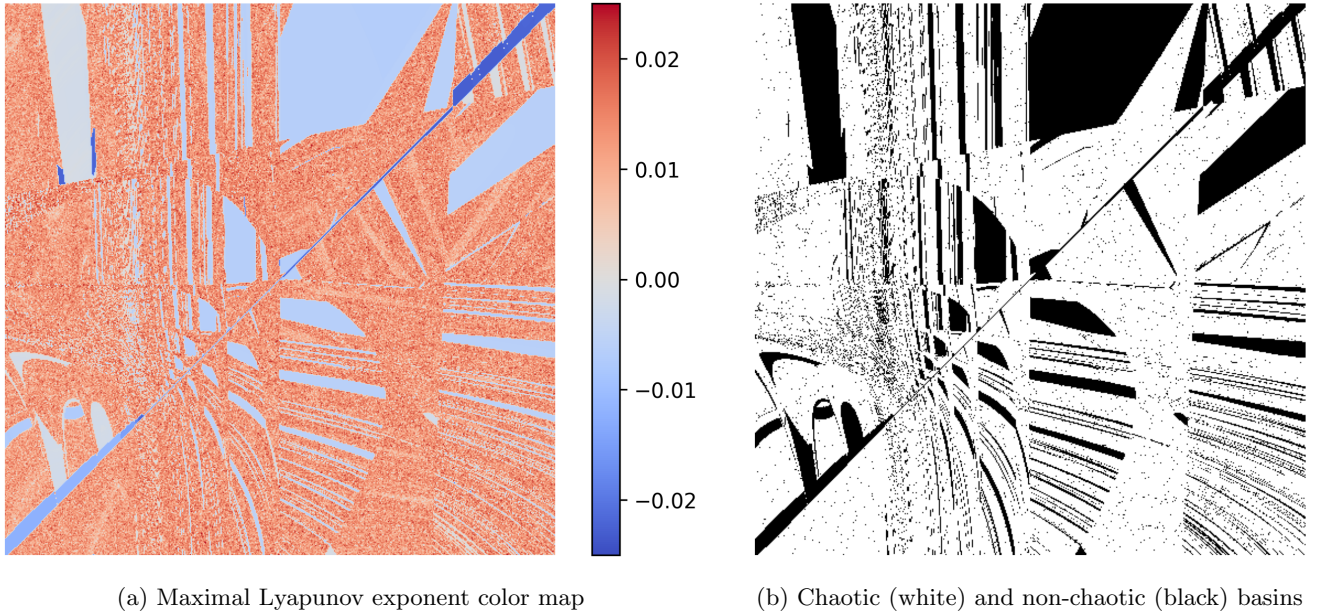


FIG. 6: A slice of the basins of attraction of the asymmetrically coupled Rulkov neuron system with $-2 \leq x_{1,0} \leq 2$ on the horizontal axis, $-2 \leq x_{2,0} \leq 2$ on the vertical axis, and fixed initial y values $y_{1,0} = y_{2,0} = -3.25$

Eq. 14, if

$$A_4 = \{\mathbf{a}_1, \mathbf{a}_2, \dots\} = \left\{ \begin{pmatrix} a_1^{[1]} \\ a_1^{[2]} \\ a_1^{[3]} \\ a_1^{[4]} \end{pmatrix}, \begin{pmatrix} a_2^{[1]} \\ a_2^{[2]} \\ a_2^{[3]} \\ a_2^{[4]} \end{pmatrix}, \dots \right\}, \quad (24)$$

then the true mean of A_4 is

$$\langle A_4 \rangle = \lim_{j \rightarrow \infty} \frac{1}{j} \sum_{i=1}^j \mathbf{a}_i = \begin{pmatrix} \langle x_1 \rangle \\ \langle y_1 \rangle \\ \langle x_2 \rangle \\ \langle y_2 \rangle \end{pmatrix}. \quad (25)$$

We define the “effective mean” $\langle A_2 \rangle$ of the four-dimensional attractor A_4 to be the two-dimensional vector composed of the first and third entries of $\langle A_4 \rangle$:

$$\langle A_2 \rangle = \lim_{j \rightarrow \infty} \frac{1}{j} \sum_{i=1}^j \begin{pmatrix} a_i^{[1]} \\ a_i^{[3]} \end{pmatrix} = \begin{pmatrix} \langle x_1 \rangle \\ \langle x_2 \rangle \end{pmatrix}, \quad (26)$$

which is the projection of $\langle A_4 \rangle$ onto the (x_1, x_2) plane. Similarly, the true standard deviation of A_4 in four-dimensional state space is, from Eq. 15,

$$\sigma_{A4} = \sqrt{\lim_{j \rightarrow \infty} \frac{1}{j} \sum_{i=1}^j |\mathbf{a}_i - \langle A_4 \rangle|^2}, \quad (27)$$

and we define the “effective standard deviation” σ_{A2} of

A_4 to be

$$\sigma_{A2} = \sqrt{\lim_{j \rightarrow \infty} \frac{1}{j} \sum_{i=1}^j \left| \begin{pmatrix} a_i^{[1]} \\ a_i^{[3]} \end{pmatrix} - \langle A_2 \rangle \right|^2}. \quad (28)$$

Following Eq. 16, for our classification of the basin slices $\hat{A}_4 \cap S_2$, we will consider the normalized two-dimensional distance ξ_2 from $\langle A_2 \rangle$ of some $\mathbf{X} = (x_1, -3.25, x_2, -3.25) \in S_2$ to be,

$$\xi_2 = \frac{1}{\sigma_{A2}} \left| \begin{pmatrix} x_1 \\ x_2 \end{pmatrix} - \langle A_2 \rangle \right|. \quad (29)$$

To classify the basin slices of the chaotic pseudo-attractor and non-chaotic spiking attractor, we want to find the two probability functions $P_w(\xi_2)$ and $P_b(\xi_2)$ associated with the white (chaotic) and black (non-chaotic) basins, respectively, which we accomplish using an iterative Monte Carlo method. Specifically, we first randomly select states from the open disk of radius $\xi_2 = 1$ centered at $\langle A_2 \rangle$ and calculate the maximal Lyapunov exponents of the initial states’ orbits to determine which basin they end up in. Using this, we calculate the value of $P(1)$. Then, starting from $k = 0$, we repeat the same process for the two-dimensional shell centered at $\langle A_2 \rangle$ with inner radius $\xi_2 = 2^k$ and outer radius $\xi_2 = 2^{k+1}$ to calculate the value of $\Delta P(2^k)$. Then, we use Eq. 21 to find $P(2^{k+1})$ and repeat the process for $k + 1$. One important numerical note is that, given we are testing values of $\xi_2 = 2^k$, the maximum value of k must be chosen with care. On the one hand, since we are interested in the limit $\xi \rightarrow \infty$, k must be large enough that we capture the geometry of the basins far away from the attractors. On the other

ξ_2	$P_w(\xi_2)$	$P_b(\xi_2)$
$2^6 = 64$	0.8365	0.1530
$2^7 = 128$	0.8736	0.1237
$2^8 = 256$	0.8919	0.1010
$2^9 = 512$	0.9148	0.0839
$2^{10} = 1024$	0.9419	0.0675
$2^{11} = 2048$	0.9360	0.0544

TABLE I: Some approximate $P(\xi_2)$ values of the asymmetrically coupled Rulkov neuron system's chaotic (white) and non-chaotic (black) basins

hand, since we are only iterating 5000 times, it also must be small enough that initial states go to an attractor fast enough to get an accurate Lyapunov exponent calculation on it. By computer experiment, we determine that a good maximum value of k is 11.

In Table I, we display our numerical results for the values of $P_w(\xi_2)$ and $P_b(\xi_2)$, where we neglect values of k from 0 to 5 since we are interested in large values of ξ_2 . We can immediately see that $P_w(\xi_2)$ is behaving a bit oddly, as Eq. 20 indicates that $P(\xi)$ functions should either decrease or stay the same. For this reason, we first turn our attention to $P_b(\xi_2)$, which is behaving as expected. Performing a linear regression calculation on $\log_2 P_b(\xi_2)$ against $\log_2 \xi_2$, we get that

$$\log_2 P_b(\xi_2) = -0.2957 \log_2 \xi_2 - 0.9360. \quad (30)$$

Since $\gamma \approx 0.2957$ is between 0 and $n = 2$, we can conclude that the basin slice of the non-chaotic spiking attractor is Class 3, meaning it extends to infinity in some directions but takes up increasingly small fractions of state space as we move outwards. This makes sense because the farther away an initial state is from the non-chaotic spiking attractor, the lower the chance there will be for the neurons to immediately synchronize with each other. In the limit $\xi_2 \rightarrow \infty$, we expect that the only initial conditions that get attracted to the spiking attractor immediately are the ones where $x_{1,0} = x_{2,0}$, which is the diagonal in Fig. 6. For this reason, we can conclude that the black basin slice in S_2 has finite measure since the line $x_{1,0} = x_{2,0}$ doesn't contribute to the measure of the two-dimensional black basin slice.

To classify the white basin, we use the fact that

$$P_w(\xi_2) + P_b(\xi_2) = 1 \quad (31)$$

by the definitions of the spiking attractor and chaotic pseudo-attractor: if an initial state does not immediately fall into a non-chaotic spiking orbit with negative λ_1 , then it goes to a chaotic orbit with positive λ_1 . This fact can be confirmed by adding the data horizontally across Table I, which gives values very close to 1. Therefore, even though $P_w(2^{11})$ is less than $P_w(2^{10})$ due to the aforementioned difficulty of calculating Lyapunov exponents for orbits of initial states far away from their attractors, the values of $P_w(\xi_2)$ are indeed approaching 1.

This can be seen by exponentiating both sides of Eq. 30:

$$P_b(\xi_2) \approx \frac{0.5227}{\xi_2^{0.2957}}, \quad (32)$$

which goes to 0 as $\xi_2 \rightarrow \infty$. Therefore, because we are interested in this very limit, the basin slice of the chaotic pseudo-attractor must be Class 1. Although it does not take up all of S_2 , it does take up all of S_2 barring a set of finite measure, which is the black basin. If a random initial state were selected from the entirety of S_2 , there would indeed be a 100% probability of it being attracted to the chaotic pseudo-attractor, as the white basin slice has an infinite measure, while its complement has a finite measure.

B. Four-dimensional basins

To classify the entire basins living in all of four-dimensional space $S_4 = \mathbb{R}^4$, it is evident that we should define normalized distance in this set as

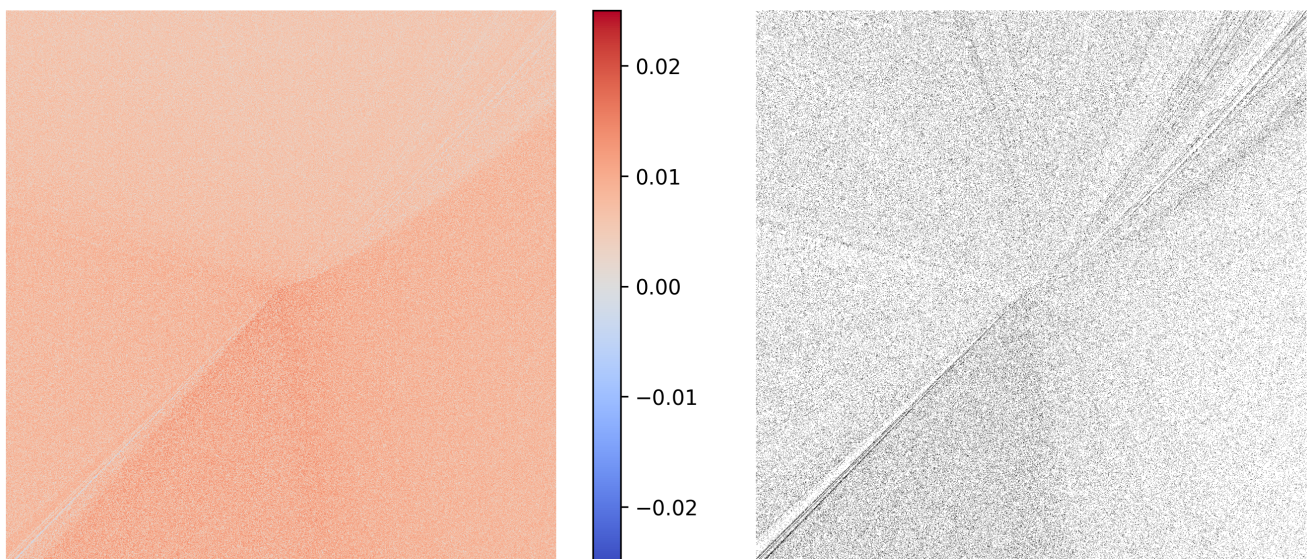
$$\xi_4 = \frac{|\mathbf{X} - \langle A_4 \rangle|}{\sigma_{A4}}, \quad (33)$$

using the definitions from Eqs. 25 and 27. This is similar to the process for the two-dimensional slices, with a few noteworthy changes. One nontrivial aspect of this is choosing a random state \mathbf{X}_0 from a four-dimensional open ball with radius ξ_4 centered at $\langle A_4 \rangle$. In two-dimensional space with an open disk $|\mathbf{x} - \langle A_2 \rangle| < \xi_2$, we simply choose a random $r \in [0, \xi_2)$ and a random $\phi \in [0, 2\pi)$, then say the random initial state is $\mathbf{x}_0 = \langle A_2 \rangle + (r \cos \phi, r \sin \phi)$. In four-dimensional space, we can use the analog to spherical coordinates in four-dimensions, where four coordinates $r \in [0, \xi_4)$, $\theta_1 \in [0, \pi)$, $\theta_2 \in [0, \pi)$, and $\phi \in [0, 2\pi)$ are chosen randomly. Then, a random initial state $\mathbf{X}_0 \in S(\xi_4)$ is given by [61]

$$\mathbf{X}_0 = \langle A_4 \rangle + \begin{pmatrix} r \sin \theta_1 \sin \theta_2 \cos \phi \\ r \sin \theta_1 \sin \theta_2 \sin \phi \\ r \sin \theta_1 \cos \theta_2 \\ r \cos \theta_1 \end{pmatrix}. \quad (34)$$

Another numerical note is, because y is a slow variable, starting far away from where it will eventually end up (around $y = -3.25$) inevitably results in the initial state taking even longer to reach its attractor. For this reason, we raise the number of test point iterations for Lyapunov exponent calculation from 5000 to 20000, which significantly raises computation time.

The results for the probability function values of the white basin $P_w(\xi_4)$ are shown in Table II. In the table, the $P_b(\xi_4)$ values are indirectly calculated using $P_b(\xi_4) = 1 - P_w(\xi_4)$, which follows from Eq. 31. Observing the values in Table II, it appears that $P_w(\xi_4)$ and $P_b(\xi_4)$ remain relatively constant as ξ_4 is varied, which is a rather unexpected result given our analysis of the



(a) Maximal Lyapunov exponent color map

(b) Chaotic (white) and non-chaotic (black) basins

FIG. 7: A slice of the basins of attraction of the asymmetrically coupled Rulkov neuron system with $-256 \leq y_{1,0} \leq 256$ on the horizontal axis, $-256 \leq y_{2,0} \leq 256$ on the vertical axis, and fixed initial x values $x_{1,0} = -1$ and $x_{2,0} = 1$

ξ_4	$P_w(\xi_4)$	$P_b(\xi_4)$
$2^0 = 1$	0.8480	0.1520
$2^1 = 2$	0.8649	0.1351
$2^2 = 4$	0.8491	0.1509
$2^3 = 8$	0.8537	0.1463
$2^4 = 16$	0.8690	0.1310
$2^5 = 32$	0.8549	0.1451
$2^6 = 64$	0.8766	0.1234
$2^7 = 128$	0.8760	0.1240
$2^8 = 256$	0.8629	0.1371

TABLE II: Some approximate $P(\xi_4)$ values of asymmetrically coupled Rulkov neuron system's chaotic (white) and non-chaotic (black) basins

two-dimensional basin slices. Running linear regressions on the log-log plots of both $P_w(\xi_4)$ and $P_b(\xi_4)$, we find that

$$P_w(\xi_4) = 0.0042\xi_4 - 0.2315 \quad (35)$$

with $R^2 = 0.392$, and

$$P_b(\xi_4) = -0.0260\xi_4 - 2.7540 \quad (36)$$

with $R^2 = 0.386$. These low R^2 values confirm that there is no upward or downward trend in $P_w(\xi_4)$ or $P_b(\xi_4)$. This means that, within the numerical variability of the Monte Carlo method, the value of the basin classification parameter γ is effectively 0 for both the white and black basins. From Eqs. 35 and 36, the value of the other basin classification parameter P_0 is $P_0 = 0.8517$ for the white basin and $P_0 = 0.1482$ for the black basin. Both of these

are between 0 and 1, so both the white and black basins are Class 2, meaning they both occupy a fixed fraction of four-dimensional state space. This makes sense considering the data in Table II, but again, it is an unexpected result.

Our explanation for why the white and black basins are Class 2 relies on the fact that the non-chaotic Rulkov map is a slow-fast system. Because x is a fast variable and y is a slow variable, x_1 and x_2 adjust much faster than y_1 and y_2 , so if we consider some initial state $\mathbf{X}_0 = (x_{1,0}, y_{1,0}, x_{2,0}, y_{2,0})$ some distance ξ_4 away from either attractor A_4 , y_1 and y_2 will slowly drift towards $\langle y_1 \rangle$ and $\langle y_2 \rangle$, respectively, and x_1 and x_2 will easily keep up with their slow attraction. By the time y_1 and y_2 reach the region around $\langle y_1 \rangle$ and $\langle y_2 \rangle$, x_1 and x_2 will also be near $\langle x_1 \rangle$ and $\langle x_2 \rangle$, respectively. This will occur regardless of how much farther away $x_{1,0}$ and $x_{2,0}$ are from $\langle x_1 \rangle$ and $\langle x_2 \rangle$ compared to the distance from $y_{1,0}$ and $y_{2,0}$ to $\langle y_1 \rangle$ and $\langle y_2 \rangle$, respectively, since the fast variables x_1 and x_2 evolve so much more quickly than the slow variables y_1 and y_2 . Thus, once y_1 and y_2 get close to the attractors, we are effectively starting in S'_2 (or a square of similar size close and parallel/skew to it). Indeed, comparing the fractions of state space that the white ($P_0 = 0.8517$) and black ($P_0 = 0.1482$) basins take up to the values of $P_w(\xi_2)$ and $P_b(\xi_2)$ for the small values of ξ_2 in Table I, we find that these align quite well.

Although we cannot visualize the entirety of these four-dimensional basins, we can get a grasp of this Class 2 basin behavior by graphing a different two-dimensional slice of the basins, namely, one where $y_{1,0}$ and $y_{2,0}$ are varied but $x_{1,0}$ and $x_{2,0}$ are fixed. In Fig. 7, we graph

a large range of initial y values $-256 \leq y_{1,0} \leq 256$ and $-256 \leq y_{2,0} \leq 256$ while fixing the initial x values at $x_{1,0} = -1$ and $x_{2,0} = 1$. In Fig. 7b, we can see a dispersed, seemingly random distribution of white and black basin points with no defined pattern in their arrangement besides some subtle outward extending darker and lighter regions. Similarly, in Fig. 7a, the maximal Lyapunov exponent also appears random. This apparent randomness makes sense from our discussion of how far-away points evolve toward the attractors. Because of how slow y_1 and y_2 move towards their eventual values, by the time the state reaches a square close to S'_2 , the fast variables x_1 and x_2 have evolved so much that they are essentially randomized. In other words, any difference in y_1 and y_2 between two initial states will result in substantially different x_1 and x_2 values once the state reaches a square close to S'_2 . This essentially turns the initial state from S_4 into a random initial state in S'_2 (see Fig. 6).

The important observation from Fig. 7b is that despite the angular variances in the distribution of white and black points, the distribution appears to remain the same regardless of the radial distance from the center. Even though the plot spans a large range of different y values, this consistent distribution characteristic of Class 2 basins is present: the fraction of state space Class 2 basins take up doesn't depend on the distance from their attractors. Fig. 7b also lacks the black diagonal that appears in Fig. 6b. This line of stability doesn't appear in this graph because, as previously mentioned, it is defined by the equation

$$x_{1,0} = y_{1,0} = x_{2,0} = y_{2,0}, \quad (37)$$

which the slice in Fig. 7 only intersects at its center.

To get a more comprehensive picture of the four-dimensional basins, we take inspiration from Ref. [62] to present a small three-dimensional slice of the black basin in Fig. 8, where we mark initial states that get attracted to the non-chaotic spiking attractor with a small black point (the empty space represents the white basin). The initial states included in this plot have initial x_1, x_2, y_1 values between $-2 \leq x_{1,0} \leq 2$, $-2 \leq x_{2,0} \leq 2$, and $-3.5 \leq y_{1,0} \leq -3$, and fixed initial y_2 values $y_{2,0} = -3.25$. An immediate observation is the dense complexity of the basins in three-dimensional space, certainly encapsulating the aforementioned seemingly random distribution of basin points without any obvious defined structure. To get a better view of this complex three-dimensional plot, we show eight select (x_1, x_2) plane slices of the three-dimensional basins in Fig. 9. To get a sense of the level of detail in Figs. 8 and 9, a good comparison to make is between Figs. 6b and 9b, which show the same two-dimensional basin slice. An observation from Fig. 8 is the relative abundance of black basin points around the $y_{1,0} = -3.25$ plane. Figs. 9a–9d support this, and they also show that more interesting geometrical structures arise in this region as opposed to the random distributions in Figs. 9e–9h. This observation is to be expected since the region around the $y_{1,0} = -3.25$

plane corresponds to initial states with $y_{1,0} \approx y_{2,0}$, so it makes sense that initial states in this region will have a higher chance of synchronizing and being attracted to the spiking attractor immediately, especially considering that we are examining a small range of initial x values. The more defined geometric structures in Figs. 9a–9d also make sense from this perspective since the slow variables do not have to travel far to reach their eventual values, which we mentioned earlier is the reason for the apparent random scattering in Figs. 7b and 9e–9h.

V. FRACTAL BASIN BOUNDARY ANALYSIS

In Figs. 6 and 7, it is clear that the basins of the non-chaotic spiking attractor and strange pseudo-attractor are not divided by a smooth boundary. This naturally leads us to suspect that the basin boundary Σ between the white and black basins might be fractal, which would lead to uncertainty regarding which attractor a given initial state will end up in [28]. In this section, we use the uncertainty exponent method [47] to determine the dimension of the basin boundary Σ and the degree to which final states (in the short term) are uncertain. Briefly, the uncertainty exponent method works as follows. Consider a dynamical system in n -dimensional state space, and let \mathbf{x}_0 be an initial state with a small uncertainty ϵ , meaning the true initial state may be anywhere in the n -ball $|\mathbf{x} - \mathbf{x}_0| < \epsilon$. Let A and C be the only two attractors of the dynamical system, and let \hat{A} and \hat{C} be their associated basins of attraction. \mathbf{x}_0 will be attracted to either A or C , but the uncertainty ϵ may cause the perturbed initial state to be in a different basin than \mathbf{x}_0 . Then, we expect the probability that we will falsely predict where a random uncertain state in $|\mathbf{x} - \mathbf{x}_0| < \epsilon$ will end up, denoted by $\varrho(\epsilon)$, to follow a power law:

$$\varrho(\epsilon) = \epsilon^u, \quad (38)$$

where $u \leq 1$ is called the uncertainty exponent. Then, when u is small, significantly minimizing initial state uncertainty will only have a small effect on final state uncertainty. It is shown in [47] that the uncertainty exponent u is related to the dimension of the basin boundary dividing \hat{A} and \hat{C} by

$$u = n - d, \quad (39)$$

which means that a small uncertainty exponent is associated with a highly fractal basin boundary.

Returning to the asymmetrically coupled Rulkov neuron system, we present the results of our analysis of the basin boundary Σ between the white and black basins using uncertainty exponents. Similar to how we classified the intersection of the neuron system's basins with S_2 and S_4 , we examine the uncertainty exponents and fractalization of both $\Sigma \cap S'_2$ and $\Sigma \cap S'_4$. We have already defined S'_2 as a specific square-shaped subset of S_2

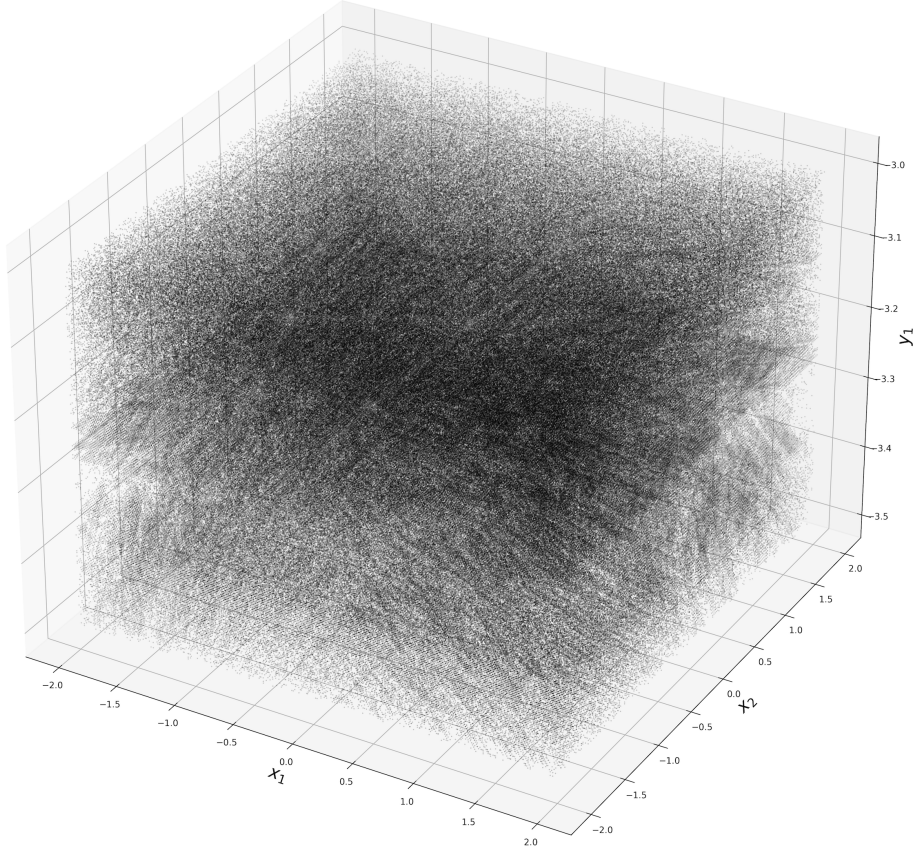


FIG. 8: A three-dimensional slice of the black (non-chaotic) basin of the asymmetrically coupled Rulkov neuron system with $-2 \leq x_{1,0} \leq 2$, $-2 \leq x_{2,0} \leq 2$, $-3.5 \leq y_{1,0} \leq -3$, and fixed initial y_2 values $y_{2,0} = -3.25$

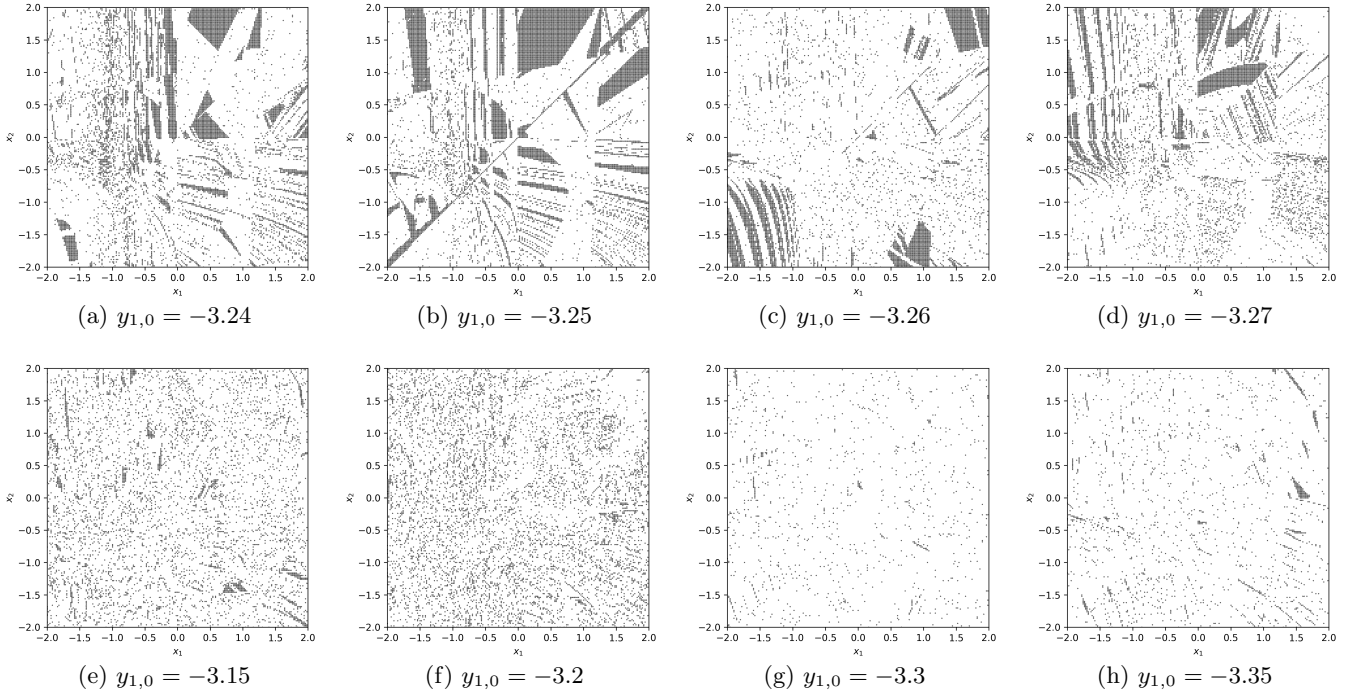


FIG. 9: Select horizontal slices of Fig. 8

(Eq. 22), and we will similarly define $S'_4 \subset S_4$ to be the four-dimensional hypercube

$$S'_4 = \{\mathbf{X} : -2 < x_1 < 2, -1 < y_1 < -5, \\ -2 < x_2 < 2, -1 < y_2 < -5\}. \quad (40)$$

First, let us examine the set $\Sigma \cap S'_2$, displayed in Fig. 6b as the boundary between the white and black basins. We denote the uncertainty exponent of this basin boundary subset as u_2 and its associated probability function as $\varrho_2(\epsilon)$. To calculate $\varrho_2(\epsilon)$, we pick a random initial state $\mathbf{X}_0 \in S'_2$ and test four specific perturbed states

$$\begin{pmatrix} x_{1,0} + \epsilon \\ -3.25 \\ x_{2,0} \\ -3.25 \end{pmatrix}, \begin{pmatrix} x_{1,0} - \epsilon \\ -3.25 \\ x_{2,0} \\ -3.25 \end{pmatrix}, \begin{pmatrix} x_{1,0} \\ -3.25 \\ x_{2,0} + \epsilon \\ -3.25 \end{pmatrix}, \begin{pmatrix} x_{1,0} \\ -3.25 \\ x_{2,0} - \epsilon \\ -3.25 \end{pmatrix} \quad (41)$$

to see if any of them end up in a different basin from \mathbf{X}_0 .

Calculating the uncertainty exponent of the basin boundary in four-dimensional state space $\Sigma \cap S'_4$ is a natural extension from calculating u_2 . We similarly denote the uncertainty exponent of this four-dimensional basin boundary set as u_4 and its associated probability function as $\varrho_4(\epsilon)$. The step of picking a random initial state $\mathbf{X}_0 \in S'_4$ is much easier than picking a random initial state from a four-dimensional ball (which we did for basin classification) since we chose our region of analysis S'_4 to be a hypercube. However, since S'_4 is a four-dimensional region, we now need to test eight perturbed states:

$$\begin{pmatrix} x_{1,0} + \epsilon \\ y_{1,0} \\ x_{2,0} \\ y_{2,0} \end{pmatrix}, \begin{pmatrix} x_{1,0} - \epsilon \\ y_{1,0} \\ x_{2,0} \\ y_{2,0} \end{pmatrix}, \begin{pmatrix} x_{1,0} \\ y_{1,0} + \epsilon \\ x_{2,0} \\ y_{2,0} \end{pmatrix}, \begin{pmatrix} x_{1,0} \\ y_{1,0} - \epsilon \\ x_{2,0} \\ y_{2,0} \end{pmatrix}, \\ \begin{pmatrix} x_{1,0} \\ y_{1,0} \\ x_{2,0} + \epsilon \\ y_{2,0} \end{pmatrix}, \begin{pmatrix} x_{1,0} \\ y_{1,0} \\ x_{2,0} - \epsilon \\ y_{2,0} \end{pmatrix}, \begin{pmatrix} x_{1,0} \\ y_{1,0} \\ x_{2,0} \\ y_{2,0} + \epsilon \end{pmatrix}, \begin{pmatrix} x_{1,0} \\ y_{1,0} \\ x_{2,0} \\ y_{2,0} - \epsilon \end{pmatrix}. \quad (42)$$

Because S'_2 and S'_4 are relatively small and close to the attractors, we can safely determine which basin an initial state belongs to by calculating its Lyapunov spectrum with a 5000-iteration long orbit. The results of our numerical calculations of some values of $\varrho_2(\epsilon)$ and $\varrho_4(\epsilon)$ are displayed in Table III. Taking a linear regression of the log-log plot of $\varrho_2(\epsilon)$ [63], we get

$$\log_2 \varrho_2(\epsilon) = 0.314 \log_2 \epsilon + 0.196 \quad (43)$$

with an R^2 value of 0.986. This indicates that $u_2 \approx 0.314$, and since this is less than one, final state uncertainty does indeed exist in S'_2 . By Eq. 39, the fractal dimension d_2 of $\Sigma \cap S'_2$ is

$$d_2 = n - u_2 \approx 2 - 0.314 = 1.686. \quad (44)$$

Observing the visualization of S'_2 in Fig. 6b, we can see that some black regions have boundaries that appear to

ϵ	$\varrho_2(\epsilon)$	$\varrho_4(\epsilon)$
$2^0 = 1$	0.710	0.404
$2^{-1} = 1/2$	0.714	0.416
$2^{-2} = 1/4$	0.658	0.394
$2^{-3} = 1/8$	0.571	0.392
$2^{-4} = 1/16$	0.516	0.339
$2^{-5} = 1/32$	0.409	0.349
$2^{-6} = 1/64$	0.340	0.341
$2^{-7} = 1/128$	0.255	0.328
$2^{-8} = 1/256$	0.219	0.323
$2^{-9} = 1/512$	0.172	0.308
$2^{-10} = 1/1024$	0.126	0.306
$2^{-11} = 1/2048$	0.092	0.302

TABLE III: Some approximate $\varrho(\epsilon)$ values for the basin boundary sets $\Sigma \cap S'_2$ and $\Sigma \cap S'_4$ of the asymmetrically coupled Rulkov neuron system

be smooth, meaning that these particular subsets of the basin boundary have fractal dimensions close to 1. This accounts for the fractal dimension of $\Sigma \cap S'_2$ not being exceptionally close to 2: these boundaries that appear smooth make the overall basin boundary in this slice less “rough.”

Now, considering the function $\varrho_4(\epsilon)$, we run a linear regression on the values $\log_2 \varrho_4(\epsilon)$ vs. $\log_2 \epsilon$ from Table III, which yields

$$\log_2 \varrho_4(\epsilon) = 0.037 \log_2 \epsilon - 1.341 \quad (45)$$

with an R^2 value of 0.967. This indicates $u_4 \approx 0.037$, which is exceedingly small and indicates extreme final state sensitivity. To put this in perspective, the fact that $\varrho_4(\epsilon)$ is proportional to ϵ^{u_4} means that to reduce the uncertainty regarding which attractor an initial state in S'_4 will be attracted to by a factor of 10, we will need to reduce the initial uncertainty ϵ by a factor on the order of 10^{27} . By Eq. 39, the fractal dimension d_4 of the basin boundary $\Sigma \cap S'_4$ is

$$d_4 = n - u_2 \approx 4 - 0.037 = 3.963. \quad (46)$$

This indicates that this basin boundary is extremely fractal; it has a comparable geometry to a true four-dimensional object even though it divides four-dimensional space. Even though Figs. 7b and 8 don't show the entire four-dimensional set S'_4 , they justify this high fractal dimension, where it is clear that the boundary dividing the seemingly random distribution of white and black points must be close to the dimension of the system's state space.

We will conclude this section with a short discussion on how the uncertainty exponents u_2 and u_4 change as we expand out from S'_2 and S'_4 . Although the basin classification method we used to classify the white and black basins of this asymmetrically coupled Rulkov neuron system doesn't take into account basin boundaries, we conjecture that u_2 approaches 1 as the bounds of x_1 and x_2 are expanded away from the set S'_2 because the white

basin dominates far away the attractors. Additionally, we conjecture that u_4 stays relatively constant as the bounds are expanded from S'_4 because the white and black basins are both Class 2, so we suspect that they remain similarly overlapped with each other. These conjectures are supported by our computational experiments for different domains of x and y values.

VI. CONCLUSIONS

The primary objective of this study was to analyze, classify, and quantify the geometries of the attractors, basins of attraction, and fractal basin boundaries of an asymmetrically electrically coupled system of two identical non-chaotic Rulkov neurons. We discovered the existence of a quasi-multistability in the system, with a true non-chaotic spiking attractor and a chaotic spiking-bursting pseudo-attractor. Using box counting, we found that the chaotic pseudo-attractor was fractal but that its fractal dimension didn't coincide with its Lyapunov dimension. We also classified the basins of attraction of the non-chaotic spiking attractor and the chaotic pseudo-attractor. We found that, in a two-dimensional slice of the basins near the slow variable values of the attractors, the basin of the chaotic pseudo-attractor took up almost all of the state space slice, while the basin of the non-chaotic spiking attractor had a finite measure and occupied increasingly small fractions of state space far away from its attractor. However, in all of four-dimensional state space, we discovered that both basins occupied fixed fractions of it. Finally, analyzing the system's uncertainty exponents and basin boundaries, we found extreme final state sensitivity requiring initial state uncertainty improvements on the order of 10^{27} to improve final state uncertainty by a factor of 10, as well as fractal basin boundaries with dimension $d \approx 3.96$ taking up almost all of four-dimensional state space.

We believe that our findings of complex and interesting geometries in the basins of attraction of this asymmetrically coupled Rulkov neuron system can be applied to other neuron models and dynamical systems, and we hope to see further study done in the classification of basins of attraction and quantification of fractal basin boundaries and final state sensitivity in the context of continuous-time and discrete-time neuronal systems. We also suggest research be done in using the method of basin entropy [64] to analyze the final state uncertainty and basin geometries of neuron systems, which extends this work and, to the best of our knowledge, has never been done before. Additionally, we suggest further research be done into the existence of quasi-multistability and pseudo-attractors in dynamical systems, which are novel concepts we found to yield rich and complex dynamics and geometries in our study.

We conclude this paper with a discussion on the biological relevance of our results. Multistability is a prominent and important property in biological neuron systems that has been observed in a number of experimental studies

[65–67]. One of the reasons why multistability is important for neuron function and living organisms is that its presence in cells can result in multipotentiality [68], which is an ability of certain cells to develop into multiple distinct cell types. This property can be modeled by a dynamical attraction, such as with cancer attractors [69, 70]. The multistability we observed emerging from the interaction of neurons in this study has been more broadly found to be involved in the pathogenesis of neurological diseases such as Parkinson's disease [71, 72]. As one of the first studies on the emergence of final state sensitivity and complex basin geometry in neuronal systems, the results detailed in this paper could have important biological significance, with minute variations in the state of biological neurons leading to vastly different functional outcomes through mechanisms of multipotentiality or pathogenesis. Therefore, building on existing experimental studies [73–75], we encourage exploration in experimentally replicating our results regarding final state sensitivity and complex basin geometry with coupled biological neurons.

Appendix A: Jacobian Matrix Partition

Partitioning the 4×4 Jacobian matrix $J(\mathbf{X})$ into four 2×2 submatrices for all the possible piecewise parts of $\mathbf{F}(\mathbf{X})$ yields only five distinct forms, three of which appear on the diagonals and two of which appear on the off-diagonals. We will notate these 2×2 matrices as follows:

$$J_{\text{dg},1}(x, \alpha, g; \mu) = \begin{pmatrix} \alpha/(1-x)^2 - g & 1 \\ -\mu(1+g) & 1 \end{pmatrix}, \quad (\text{A1})$$

$$J_{\text{dg},2}(x, \alpha, g; \mu) = \begin{pmatrix} -g & 1 \\ -\mu(1+g) & 1 \end{pmatrix}, \quad (\text{A2})$$

$$J_{\text{dg},3}(x, \alpha, g; \mu) = \begin{pmatrix} 0 & 0 \\ -\mu(1+g) & 1 \end{pmatrix}, \quad (\text{A3})$$

$$J_{\text{odg},1}(g; \mu) = \begin{pmatrix} g & 0 \\ \mu g & 0 \end{pmatrix}, \quad (\text{A4})$$

$$J_{\text{odg},2}(g; \mu) = \begin{pmatrix} 0 & 0 \\ \mu g & 0 \end{pmatrix}. \quad (\text{A5})$$

Now, we assign values to some parameters a , b , c , and d based on which piecewise fast map interval x_1 and x_2 lie:

$$\begin{cases} x_1 \leq 0 & \implies a = 1, b = 1 \\ 0 < x_1 < \alpha_1 + y_1 + \mathfrak{C}_1 & \implies a = 2, b = 1, \\ x_1 \geq \alpha_1 + y_1 + \mathfrak{C}_1 & \implies a = 3, b = 2 \end{cases} \quad (\text{A6})$$

$$\begin{cases} x_2 \leq 0 & \implies d = 1, c = 1 \\ 0 < x_2 < \alpha_2 + y_2 + \mathfrak{C}_2 & \implies d = 2, c = 1. \\ x_2 \geq \alpha_2 + y_2 + \mathfrak{C}_2 & \implies d = 3, c = 2 \end{cases} \quad (\text{A7})$$

Using this, we can compactify $J(\mathbf{X})$ into the form shown in Eq. 11.

-
- [1] N. F. Rulkov, Modeling of spiking-bursting neural behavior using two-dimensional map, *Physical Review E* **65** (2002).
- [2] N. F. Rulkov, Regularization of synchronized chaotic bursts, *Physical Review Letters* **86**, 183 (2001).
- [3] A. L. Hodgkin and A. F. Huxley, A quantitative description of membrane current and its application to conduction and excitation in nerve, *The Journal of Physiology* **117**, 500 (1952).
- [4] T. R. Chay, Chaos in a three-variable model of an excitable cell, *Physica D: Nonlinear Phenomena* **16**, 233 (1985).
- [5] F. Buchholtz, J. Golowasch, I. R. Epstein, and E. Marder, Mathematical model of an identified stomatogastric ganglion neuron, *Journal of Neurophysiology* **67**, 332 (1992).
- [6] E. M. Izhikevich, Simple model of spiking neurons, *IEEE Transactions on Neural Networks* **14**, 1569 (2003).
- [7] R. FitzHugh, Impulses and physiological states in theoretical models of nerve membrane, *Biophysical Journal* **1**, 445–466 (1961).
- [8] E. Izhikevich, Which model to use for cortical spiking neurons?, *IEEE Transactions on Neural Networks* **15**, 1063 (2004).
- [9] J. L. Hindmarsh and R. M. Rose, A model of neuronal bursting using three coupled first order differential equations, *Proceedings of the Royal Society B* **221**, 87 (1984).
- [10] J. Rinzel, A formal classification of bursting mechanisms in excitable systems (Springer, Berlin, Heidelberg, 1987) pp. 267–281.
- [11] E. M. Izhikevich and F. Hoppensteadt, Classification of bursting mappings, *International Journal of Bifurcation and Chaos* **14**, 3847 (2004).
- [12] E. Izhikevich, Simple model of spiking neurons, *IEEE Transactions on Neural Networks* **14**, 1569 (2003).
- [13] M. Courbage, V. I. Nekorkin, and L. V. Vdovin, Chaotic oscillations in a map-based model of neural activity, *Chaos* **17** (2007).
- [14] I. Omelchenko, M. Rosenblum, and A. Pikovsky, Synchronization of slow-fast systems, *The European Physical Journal Special Topics* **191**, 3 (2011).
- [15] B. Ibarz, J. M. Casado, and M. A. F. Sanjuán, Map-based models in neuronal dynamics, *Physics Reports* **501**, 1 (2011).
- [16] G. de Vries, Bursting as an emergent phenomenon in coupled chaotic maps, *Physical Review E* **64** (2001).
- [17] D. Luo, C. Wang, Q. Deng, and Y. Sun, Dynamics in a memristive neural network with three discrete heterogeneous neurons and its application, *Nonlinear Dynamics* (2024).
- [18] F. Min, G. Zhai, S. Yin, and J. Zhong, Switching bifurcation of a Rulkov neuron system with relu-type memristor, *Nonlinear Dynamics* **112** (2024).
- [19] H. Bao, K. Li, J. Ma, Z. Hua, Q. Xu, and B. Bao, Memristive effects on an improved discrete Rulkov neuron model, *Science China Technological Sciences* **66** (2023).
- [20] J. de Pontes, R. Viana, S. Lopes, C. Batista, and A. Batista, Bursting synchronization in non-locally coupled maps, *Physica A: Statistical Mechanics and its Applications* **387** (2008).
- [21] C. Wang and H. Cao, Stability and chaos of Rulkov map-based neuron network with electrical synapse, *Communications in Nonlinear Science and Numerical Simulation* **20** (2015).
- [22] R. Budzinski, S. Lopes, and C. Masoller, Symbolic analysis of bursting dynamical regimes of Rulkov neural networks, *Neurocomputing* **441** (2021).
- [23] J. López, M. Coccolo, R. Capeáns, and M. A. Sanjuán, Controlling the bursting size in the two-dimensional Rulkov model, *Communications in Nonlinear Science and Numerical Simulation* **120** (2023).
- [24] P. Ge and H. Cao, Intermittent evolution routes to the periodic or the chaotic orbits in Rulkov map featured, *Chaos* **31** (2021).
- [25] Z. T. Njitacke, C. N. Takembo, G. Sani, N. Marwan, R. Yamapi, and J. Awrejcewicz, Hidden and self-excited firing activities of an improved Rulkov neuron, and its application in information patterns, *Nonlinear Dynamics* **112** (2024).
- [26] D. Ding, Y. Niu, Z. Yang, J. Wang, W. Wang, M. Wang, and F. Jin, Extreme multi-stability and microchaos of fractional-order memristive Rulkov neuron model considering magnetic induction and its digital watermarking application, *Nonlinear Dynamics* **112** (2024).
- [27] J. C. Sprott and A. Xiong, Classifying and quantifying basins of attraction, *Chaos* **25** (2015).
- [28] C. Grebogi, S. W. McDonald, E. Ott, and J. A. Yorke, Final state sensitivity: an obstruction to predictability, *Physics Letters A* **99**, 415 (1983).
- [29] A. Daza, A. Wagemakers, M. A. F. Sanjuán, and J. A. Yorke, Testing for basins of Wada, *Scientific Reports* **5** (2015).
- [30] J. Kennedy and J. A. Yorke, Basins of Wada, *Physica D: Nonlinear Phenomena* **51**, 213 (1991).
- [31] H. E. Nusse and J. A. Yorke, Wada basin boundaries and basin cells, *Physica D: Nonlinear Phenomena* **90**, 242 (1996).
- [32] J. C. Alexander, J. A. Yorke, Z. You, and I. Kan, Riddled basins, *International Journal of Bifurcation and Chaos* **2**, 795 (1992).
- [33] E. Ott, J. C. Alexander, I. Kan, J. C. Sommerer, and J. A. Yorke, The transition to chaotic attractors with riddled basins, *Physica D: Nonlinear Phenomena* **76**, 384 (1994).
- [34] L. P. Shayer and S. A. Campbell, Stability, bifurcation, and multistability in a system of two coupled neurons with multiple time delays, *SIAM Journal on Applied Mathematics* **61**, 673 (2000).
- [35] H. Bao, J. Zhang, N. Wang, N. V. Kuznetsov, and B. C. Bao, Adaptive synapse-based neuron model with heterogeneous multistability and riddled basins, *Chaos* **32** (2022).
- [36] P. So, T. B. Luke, and E. Barreto, Networks of theta neurons with time-varying excitability: Macroscopic chaos, multistability, and final-state uncertainty, *Physica D* **267**, 16 (2014).
- [37] I. Bashkirtseva, A. N. Pisarchik, and L. Ryashko, Communications in nonlinear science and numerical simulation, Multistability and stochastic dynamics of Rulkov neurons coupled via a chemical synapse **125** (2023).
- [38] Q. Xu, T. Liu, S. Ding, H. Bao, Z. Li, and B. Chen, Extreme multistability and phase synchronization in a heterogeneous bi-neuron Rulkov network with memris-

- tive electromagnetic induction, *Cognitive Neurodynamics* **17**, 755–766 (2023).
- [39] S. Rakshit, A. Ray, B. K. Bera, and D. Ghosh, Synchronization and firing patterns of coupled Rulkov neuronal map, *Nonlinear Dynamics* **94**, 785–805 (2018).
- [40] T. Gotthans, J. C. Sprott, and J. Petrzela, Simple chaotic flow with circle and square equilibrium, *International Journal of Bifurcation and Chaos* **26**, 1650137 (2016).
- [41] C. Li, J. C. Sprott, A. Akgul, H. H. C. Iu, and Y. Zhao, A new chaotic oscillator with free control, *Chaos* **27**, 083101 (2017).
- [42] J. C. Sprott and W. G. Hoover, Harmonic oscillators with nonlinear damping, *International Journal of Bifurcation and Chaos* **27**, 1730037 (2017).
- [43] F. Nazarimehr, B. Saedi, S. Jafari, and J. C. Sprott, Are perpetual points sufficient for locating hidden attractors?, *International Journal of Bifurcation and Chaos* **27**, 1750037 (2017).
- [44] F. Nazarimehr and J. C. Sprott, Investigating chaotic attractor of the simplest chaotic system with a line of equilibria, *The European Physical Journal Special Topics* **229**, 1289–1297 (2020).
- [45] C. Nwachiona and J. H. Pérez-Cruz, Analysis of a new chaotic system, electronic realization and use in navigation of differential drive mobile robot, *Chaos, Solitons and Fractals* **144**, 110684 (2021).
- [46] M. Marwan, V. Dos Santos, M. Z. Abidin, and A. Xiong, Coexisting attractor in a gyrostat chaotic system via basin of attraction and synchronization of two nonidentical mechanical systems, *Mathematics* **10**, 1914 (2022).
- [47] S. W. McDonald, C. Grebogi, E. Ott, and J. A. Yorke, Fractal basin boundaries, *Physica D: Nonlinear Phenomena* **17**, 125 (1985).
- [48] In the original paper that introduces the Rulkov map [1], the parameter $\sigma' = \sigma + 1$ is used, but we use the slightly modified form from [15].
- [49] For a more in-depth discussion, see Refs. [1] and [50].
- [50] B. B. Le and N. A. Gandhi, Exploring geometrical properties of chaotic systems through an analysis of the Rulkov neuron maps, arXiv:2406.08385 [nlin.CD] (2024).
- [51] J.-P. Eckmann and D. Ruelle, Ergodic theory of chaos and strange attractors, *Reviews of Modern Physics* **57**, 617 (1985).
- [52] M. Sandri, Numerical calculation of Lyapunov exponents, *The Mathematica Journal* **6**, 78 (1996).
- [53] B. Le, Describing chaotic systems, arXiv:2407.07919 [math.GM] (2024).
- [54] C. Grebogi, E. Ott, S. Pelikan, and J. A. Yorke, Strange attractors that are not chaotic, *Physica D: Nonlinear Phenomena* **13**, 261 (1984).
- [55] E. Ott, *Chaos in Dynamical Systems* (Cambridge University Press, 1993).
- [56] J. L. Kaplan and J. A. Yorke, Chaotic behavior of multidimensional difference equations, *Functional Differential Equations and Approximation of Fixed Points* **730**, 204–227 (1979).
- [57] J. M. Nichols, M. D. Todd, M. Seaver, S. T. Trickey, L. M. Pecora, and L. Moniz, Controlling system dimension: A class of real systems that obey the Kaplan–Yorke conjecture, *Proceedings of the National Academy of Sciences* **100**, 15299 (2003).
- [58] J. D. Farmer, E. Ott, and J. A. Yorke, The dimension of chaotic attractors, *Physica D: Nonlinear Phenomena* **7**, 153 (1983).
- [59] We assume A is composed of an infinite number of points, but this method can be trivially altered for attractors of a finite number of points.
- [60] In the asymmetrically coupled Rulkov neuron system, A_4 could denote either the non-chaotic spiking attractor or the chaotic pseudo-attractor.
- [61] L. E. Blumenson, A derivation of n-dimensional spherical coordinates, *The American Mathematical Monthly* **67**, 63 (1960).
- [62] A. Xiong, J. C. Sprott, J. Lyu, , and X. Wang, 3D printing — the basins of tristability in the Lorenz system, *International Journal of Bifurcation and Chaos* **27** (2017).
- [63] We neglect the first two points because we are interested in the limit $\epsilon \rightarrow 0$.
- [64] A. Daza, A. Wagemakers, B. Georgeot, D. Guéry-Odelin, and M. A. F. Sanjuán, Basin entropy: a new tool to analyze uncertainty in dynamical systems, *Scientific Reports* **6** (2016).
- [65] R. H. Lee and C. J. Heckman, Bistability in spinal motoneurons in vivo: systematic variations in persistent inward currents, *Journal of Neurophysiology* **80** (1998).
- [66] P. Heyward, M. Ennis, A. Keller, and M. T. Shipley, Membrane bistability in olfactory bulb mitral cells, *The Journal of Neuroscience* **21** (2001).
- [67] Y. Loewenstein, S. Mahon, P. Chadderton, K. Kitamura, H. Sompolinsky, Y. Yarom, and M. Häusser, Bistability of cerebellar Purkinje cells modulated by sensory stimulation, *Nature Neuroscience* **8** (2005).
- [68] A. N. Pisarchik and A. E. Hramov, *Multistability in Physical and Living Systems* (Springer, 2022).
- [69] S. Huang, I. Ernberg, and S. Kauffman, Cancer attractors: A systems view of tumors from a gene network dynamics and developmental perspective, *Seminars in Cell and Developmental Biology* **20** (2009).
- [70] Q. Li, A. Wennborg, E. Aurell, E. Dekel, J.-Z. Zou, Y. Xu, S. Huang, and I. Ernberg, Dynamics inside the cancer cell attractor reveal cell heterogeneity, limits of stability, and escape, *Proceedings of the National Academy of Sciences of the United States of America* **113** (2016).
- [71] P. A. Tass, *Phase Resetting in Medicine and Biology: Stochastic Modelling and Data Analysis* (Springer, 1999).
- [72] H. Bergman, A. Feingold, A. Nini, A. Raz, H. Slovín, M. Abeles, and E. Vaadia, Physiological aspects of information processing in the basal ganglia of normal and parkinsonian primates, *Trends in Neurosciences* **21** (1998).
- [73] R. C. Elson, A. I. Selverston, R. Huerta, N. F. Rulkov, M. I. Rabinovich, and H. D. I. Abarbanel, Synchronous behavior of two coupled biological neurons, *Physical Review Letters* **81**, 5692 (1998).
- [74] H. D. I. Abarbanel, R. Huerta, M. I. Rabinovich, N. F. Rulkov, P. F. Rowat, and A. I. Selverston, Synchronized action of synaptically coupled chaotic model neurons, *Neural Computation* **8**, 1567–1602 (1996).
- [75] P. Varona, J. J. Torres, H. D. I. Abarbanel, M. I. Rabinovich, and R. C. Elson, Dynamics of two electrically coupled chaotic neurons: Experimental observations and model analysis, *Biological Cybernetics* **84**, 91 (2001).