

Correlated Growth of Causal Networks

Jiazhen Liu,¹ Kunal Tamang,¹ Dashun Wang,² and Chaoming Song^{1,*}

¹*Department of Physics, University of Miami, Coral Gables, Florida 33142, USA*

²*Kellogg School of Management, Northwestern University, Evanston, Illinois 60208, USA*

The study of causal structure in complex systems has gained increasing attention, with many recent studies exploring causal networks that capture cause-effect relationships across diverse fields. Despite increasing empirical evidence linking causal structures to network topological correlations, the mechanisms underlying the emergence of these correlations in causal networks remain poorly understood. In this Letter, we propose a general growth framework for causal networks, incorporating two key types of correlations: causal and dynamic. We analytically solve our model for degree correlation and validate the theoretical predictions against empirical data from four large-scale innovation networks. Our theory not only sheds light on the origins of topological correlations but also provides a general framework for understanding correlated growth across causal systems.

Causal networks are central to capturing cause-effect relationships in a wide array of fields [1–3]. The growing interest in causal networks [4, 5], driven by recent advances in understanding causal structures in various disciplines, including quantum communication [6], cosmology [7], quantum gravity [8–10], social science [11–13], computer science [14], technologies [1, 15] and biological sciences [16–19], has significantly expanded the scope of their applications. For example, the structure of citation networks in scientific research is governed by the causal dependencies between ideas, where innovations are inspired by prior knowledge [20]. Similarly, in biological evolution, the inheritance of traits follows causal dependencies from existing traits [18, 19].

A causal network, from a physics perspective, is inherently rigid due to the immutability of past events. Nodes represent events, and directed edges denote fixed causal relationships. Unlike general networks, causal networks cannot be rewired or retroactively modified without violating temporal and logical consistency. This rigidity can be represented by directed acyclic graphs (DAGs), reflecting the unidirectional arrow of time. Consequently, causal networks serve as static records of chronological and causal relationships, distinguishing them from dynamic, modifiable general networks [21–23]. For example, while general networks like social media follower-follower relationships can evolve dynamically via rewiring or deletion, causal networks provide static records of interactions such as “follow” or “unfollow,” preserving the historical flow of actions. In causal networks, such dynamics are simplified through an event creation mechanism, leveraging the growth network approach [1, 13, 24–26], enabling broader applicability.

Causal networks are characterized by various correlations that quantify dependencies between entities. Of particular importance are topological correlations, which reveal the non-random organization of the network structure [27–30]. These correlations provide critical insights into how causal relationships shape the network archi-

ture. Empirical evidence increasingly suggests that topological correlations are crucial to the development of causal networks [1, 31, 32]. For instance, topological correlations in citation networks are believed to govern the inheritance patterns of scientific impacts [33]. Similarly, in ecological event networks, topological correlations that reflect the causality between different events play a key role in shaping microbial community structures [34]. While there has been substantial progress in quantifying topological correlations for general networks [29, 35–37], relatively few studies have attempted to model network correlations explicitly [38–40]. Moreover, these models primarily focus on non-causal networks. The fundamental distinction in the causal network implies that traditional network correlation models, which rely on dynamic rewiring mechanisms [38–40], cannot fully capture the unique correlation patterns that arise within causal networks.

In this letter, we propose a general correlated growth framework for casual networks, incorporating two key mechanisms: 1) *Causal correlation*, where causal relationships between individuals and their successors are transmitted across generations; and 2) *Dynamic correlation*, which captures the long-range temporal correlations during the growth. We analytically solve the proposed model for the degree correlation, a widely used metric for quantifying topological correlations. By applying our theory to large-scale innovation networks across four disciplines, we show that our theoretical predictions agree quantitatively with empirical observations. As a unified approach for modeling correlated growth in causal networks, our theory offers the potential to impact a diverse range of fields.

Theoretical Framework. Consider a causal network model that starts with n_0 events at time $t = 0$. As the network evolves, each newly added event i connects to preexisting events introduced at earlier times, yielding a directed acyclic graph (DAG) that ensures causality. Additionally, each event i is assigned a state \mathbf{s}_i , which may include both discrete and continuous attributes. For instance, in a social network, \mathbf{s}_i could encode the type of interaction (discrete) alongside its intensity or duration

* c.song@miami.edu

(continuous). To capture a broad range of scenarios, we separate \mathbf{s}_i into two subspaces: an observed component \mathbf{s}_{obs} , reflecting publicly accessible properties, and a latent component \mathbf{s}_{lat} , encoding hidden variables that influence network evolution. One key observed trait is $m_i \in \mathbf{s}_{\text{obs}}$, the number of existing events that a newly created event i connects to.

Once an event with state \mathbf{s} is created at time t , its causal relationships can continue to grow. We capture this individual-level growth via a Green's function $G_{\mathbf{s}}(k, \tau | k', \tau')$, which gives the probability that an event with k' connections at age τ' grows to k connections at a later age τ . Here, $\tau' := t' - t_i$ and $\tau := t - t_i$, measured from the event's creation time t_i . As an example, a Poisson process with rate λ yields $G_{\lambda}(k, \tau | k', \tau') = \frac{[\lambda(\tau - \tau')]^{k - k'} e^{-\lambda(\tau - \tau')}}{(k - k')!}$. However, G remains a general input to our framework, accommodating a wide range of growth processes. The mean accumulative connection, $\bar{k}(\mathbf{s}, \tau) := \sum_k k G_{\mathbf{s}}(k, \tau | 0, 0)$, then tracks how an event's expected degree evolves over its lifetime.

Global network growth arises from the collective growth of individual events. To describe this process, we focus on $n(\mathbf{s}, t)$, the rate at which new events with state \mathbf{s} appear. Directed edges from newly introduced vertices to existing ones encode causal correlations; for example, an ‘‘unfollow’’ action can only occur after a corresponding ‘‘follow.’’ To capture these correlations, we employ a mean-field causal kernel $K(\mathbf{s}, t | \mathbf{s}', t')$, which gives the probability that a vertex created at time t has state \mathbf{s} given that it links to a vertex with state \mathbf{s}' created at an earlier time $t' < t$. The event-creation rate then satisfies

$$n(\mathbf{s}, t) = n_0(\mathbf{s})\delta(t) + \frac{1}{\langle k \rangle} \int_0^t dt' \int_0^\infty ds' n(\mathbf{s}', t') K(\mathbf{s}, t | \mathbf{s}', t') \partial_t \bar{k}(\mathbf{s}', t - t'), \quad (1)$$

where $\langle k \rangle$ is the average degree. For constant $m_i = m$, we have $\langle k \rangle = m$.

To solve this equation, we focus primarily on its stationary solution. In this regime, $n(\mathbf{s}, t)$ factorizes asymptotically as $n(t)\psi(\mathbf{s})$, where $\psi(\mathbf{s})$ is the stationary state distribution, and $n(t) \equiv \int n(\mathbf{s}, t) d\mathbf{s} = \frac{dN(t)}{dt}$ is the total growth rate of the network size. One can show that the existence of such a stationary solution requires the growth process to exhibit time-translation invariance (TTI), i.e. $K(\mathbf{s}, t | \mathbf{s}', t') = K(\mathbf{s} | \mathbf{s}', t - t')$ and $n(t)/n(t') \sim f(t - t')$, so that only time differences matter. Under these conditions, we predict an exponential growth

$$n(t) \sim e^{rt}, \quad (2)$$

where r is the network growth rate. Substituting this form into Eq. (1) and taking $t \rightarrow \infty$ yields an analytic solution for the stationary distribution

$$\psi(\mathbf{s}) = \frac{1}{\langle k \rangle} \int d\tau \int ds' K(\mathbf{s} | \mathbf{s}', \tau) \partial_\tau \bar{k}(\mathbf{s}', \tau) e^{-r\tau} \psi(\mathbf{s}'), \quad (3)$$

subject to $\int d\mathbf{s} \psi(\mathbf{s}) = 1$. Given the causal kernel K and the individual growth Green's function G , which defines \bar{k} , this self-consistent equation determines both r and $\psi(\mathbf{s})$ in the thermodynamic limit, along with all physical observables to be discussed.

If Equation (3) admits no solution, stationarity breaks down. This can happen when \mathbf{s} is unbounded and $K(\mathbf{s} | \mathbf{s}', \tau)$ has sufficiently broad tails, causing events to attain arbitrarily large values of \mathbf{s} and thereby driving super-exponential growth of $n(t)$, violating TTI. This scenario is reminiscent of a ‘‘winner-takes-all’’ phase, analogous to Bose-Einstein condensation [25]. Since this behavior does not arise in the empirical data we examine later, we defer its exploration to future work and focus on the stationary case.

Once $\psi(\mathbf{s})$ and r are obtained from Eq. (3), we can analytically compute related network characteristics. For a given observable $Q(\mathbf{s})$, we project it onto the observed subspace via

$$\langle Q(\mathbf{s}_{\text{obs}}) \rangle_{\text{lat}} := \int d\mathbf{s}_{\text{lat}} Q(\mathbf{s}_{\text{obs}}, \mathbf{s}_{\text{lat}}) \psi_{\text{lat}}(\mathbf{s}_{\text{lat}}), \quad (4)$$

where $\psi_{\text{lat}}(\mathbf{s}_{\text{lat}}) \equiv \int d\mathbf{s}_{\text{obs}} \psi(\mathbf{s}_{\text{obs}}, \mathbf{s}_{\text{lat}})$.

A key network characteristic is the degree distribution $P(k | \mathbf{s})$, which measures the probability that a vertex with state \mathbf{s} has degree k . Because $n(t) \sim e^{rt}$, the age distribution of vertices follows $P(\tau) = r e^{-r\tau}$. Integrating over τ and \mathbf{s} then gives

$$P(k | \mathbf{s}) = \int_0^\infty d\tau G_{\mathbf{s}}(k, \tau | 0, 0) r e^{-r\tau}, \quad (5)$$

where $G_{\mathbf{s}}(k, \tau | 0, 0)$ is the probability that a vertex with state \mathbf{s} and zero initial links grows to degree k over age τ .

To quantify degree correlations, we examine the joint distribution $P(k, \mathbf{s}; k', \mathbf{s}')$, the probability of finding an edge from a node of degree k' and state \mathbf{s}' to a node of degree k and state \mathbf{s} . We find

$$P(k, \mathbf{s}; k', \mathbf{s}') = \frac{1}{\langle k \rangle} \int_0^\infty d\tau' d\tau \psi(\mathbf{s}') r e^{-r\tau'} P(k', \tau | \mathbf{s}', \tau') \times K(\mathbf{s} | \mathbf{s}', \tau' - \tau) G_{\mathbf{s}}(k, \tau | 0, 0), \quad (6)$$

where $P(k', \tau | \mathbf{s}', \tau')$ is the probability that a vertex born at $t - \tau'$ has degree k' at age τ , fully determined by the Green's function G . In the absence of both causal and dynamical correlations (i.e. $K(\mathbf{s} | \mathbf{s}', \tau' - \tau) = \psi(\mathbf{s})$ and no growth dependence on state), one can show that $P(k, k')$ factorizes.

Empirical Validation. To validate our theory against empirical data, we applied it to the scientific innovation system, which can be understood as a causal network, where the creation of innovations causally depends on existing knowledge. We used the Web of Science (WOS) dataset spanning 1970–2014, comprising 44M publications and 800M citations. For simplicity, the causal network considered here is the citation network, focusing on

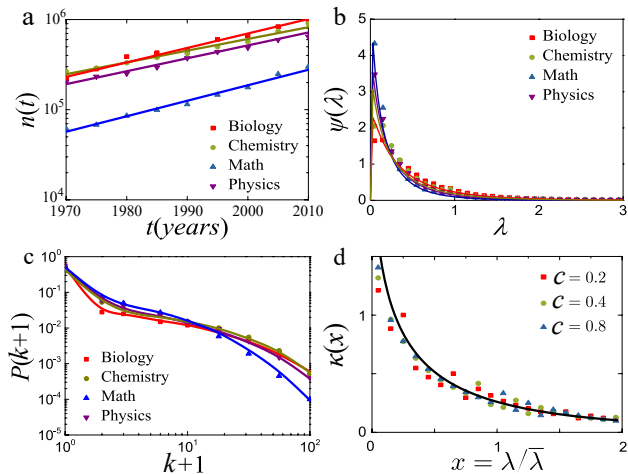


FIG. 1. Using data from the Web of Science, **a** measures $n(t)$ versus t for the citation graphs across biology, chemistry, mathematics, and physics. The slopes of the solid lines represent the theoretical predictions of the growth rate r . **b** shows the empirical data (scatter points) and model predictions (solid lines) for the probability distribution of states. **c** presents the empirical data (scatter points) and model predictions (solid lines) for the degree distribution across the four subjects. **d** provides an example of the normalized causal correlation kernel $\bar{s}(\mathbf{s}', \tau)^{-1} K(\mathbf{s}|\mathbf{s}', \tau) = \kappa(\mathbf{s}/\bar{s}(\mathbf{s}', \tau))$ for physics. The corresponding $\kappa(\mathbf{s}/\bar{s}(\mathbf{s}', \tau))$ for other subjects is shown in the SM.

events of paper publication with a single type of causal relationship $s_{\text{obs}} = \text{“cite”}$, which links new knowledge to its intellectual predecessors. Using the WOS dataset, we extracted four citation networks across different disciplines, including biology, chemistry, mathematics, and physics, comprising 13M, 9M, 3M, and 7M nodes, respectively.

Existing studies suggest that the growth process at the individual level follows a reinforced Poisson process (RPP), incorporating both preferential attachment and aging [12, 41]. Specifically, the growth rate is given by $\Lambda(k, \tau) = \lambda\phi(\tau)(k + k_0)$, where λ represents fitness. The aging function, typically modeled as a log-normal distribution $\phi(t) = \frac{1}{\sqrt{2\pi\sigma t}} \exp\left[-\frac{(\ln t - \mu)^2}{2\sigma^2}\right]$, captures the long-tail dynamical correlation. The corresponding Green’s function is given by the negative binomial distribution, with the average growth

$$\bar{k}(\lambda, t) = k_0 \left(\exp\left(\lambda \int_0^t \phi(t') dt'\right) - 1 \right). \quad (7)$$

While Eq. (7) successfully captures individual citation growth, it has several drawbacks: (1) it does not account for causal correlations, and (2) it assigns the parameters λ , k_0 , μ , and σ to each paper, leading to a large number of free parameters that are experimentally determined. In particular, the number of parameters scales with the number of vertices, $O(N)$. This proliferation of parameters diminishes the model’s predictive and explanatory

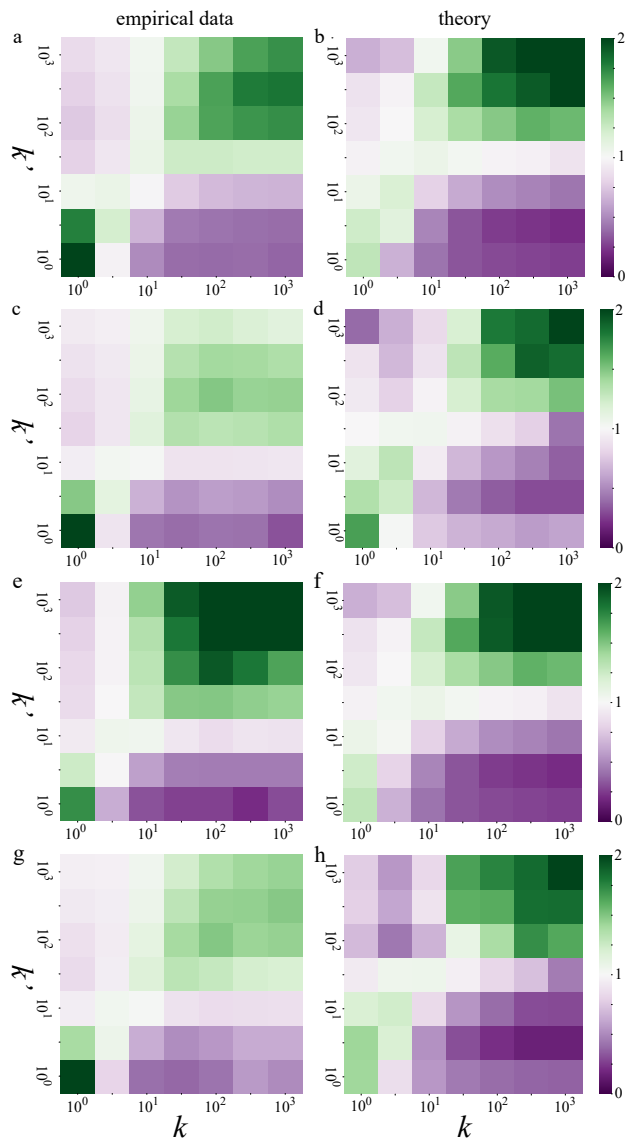


FIG. 2. **normalized joint degree distribution.** This figure shows the empirical data and modeling predictions of $k_{nn}(k_0)$ across biology **a&b**, chemistry **c&d**, math **e&f**, and physics **g&h**.

power by introducing excessive degrees of freedom. Such limitations are well-documented in fitness models [24, 25].

Our theory addresses the above drawbacks by treating individual parameters as latent states, \mathbf{s}_{lat} . This approach allows our theory (3) to predict the distribution of these latent states, thereby avoiding the large parameter space. To solve Eq. (3), it is necessary to determine the causal correlation kernel, K . For simplicity, we focus solely on the fitness parameter $\mathbf{s}_{\text{lat}} = \lambda$, keeping all other parameters fixed globally. Figure 1d plots a rescaled $K(\lambda|\lambda', \tau)$, which is well approximated by a stretched exponential. Furthermore, it collapses into master curves

after scaling by its mean $\bar{\lambda}$, as

$$K(\lambda|\lambda', \tau) = \bar{\lambda}(\lambda', \tau) \kappa(\lambda/\bar{\lambda}(\lambda', \tau)) \quad (8)$$

Here, the mean fitness $\bar{\lambda}(\lambda', \tau)$ is determined by Eq. 7, as shown in our previous work [42], and $\kappa(x) \sim x^{\beta-1}e^{-(x/b)^\beta}$ is the stretched exponential function. Thus, our theory significantly reduces the parameter space, from being dependent on individual papers to a small set of global parameters, thereby decreasing complexity from $O(N)$ to $O(1)$.

Substituting Eqs.(7) and (8) into Eq.(3), our theory predicts the network growth rates $r \approx 0.037, 0.03, 0.04,$ and 0.028 for biology, chemistry, mathematics, and physics, respectively, which are in excellent agreement with the empirical measurements (Fig. 1a). Figure 1b compares the predicted fitness distribution $\psi(\lambda)$ with the empirical data, showing remarkable consistency. Notably, the empirical $\psi(\lambda)$ is obtained by fitting the PRR model to individual papers, whereas our theory provides a direct prediction without requiring individual fitness values. Additionally, using Eqs. (4)–(5), the degree distribution $P(k) = \langle P(k|\lambda) \rangle_\lambda$ is computed analytically, again aligning perfectly with experimental results (Fig. 1c).

It is well-known that the citation graph is assortative [35]. To validate the model's prediction of topical correlation, we calculate the joint degree distribution

$$P(k, k') = \int d\lambda d\lambda' P(k, \lambda; k', \lambda'), \quad (9)$$

averaging Eq. (6) over the latent variable λ . Figure 2 plots the normalized joint degree distribution $R(k, k') := \frac{P(k, k')}{P_{rand}(k, k')}$, i.e., $P(k, k')$ compared to the randomized one [28]. $R > 1, = 1, < 1$ indicates correlated, uncorrelated, and anticorrelated degrees, respectively. Our results show that the theoretical prediction successfully captures the assortative nature of the citation graph, aligning well with empirical measurements.

To compare our theory with empirical data more quantitatively, we calculate the k -nearest-neighbor $k_{nn}(k') := \sum_k k P(k|k') = \sum_k \frac{k P(k, k')}{P(k')}$, which measures the dependency of a node's degree on those of its neighbors. The scatter plot in Fig. 3 shows that k_{nn} increases with k' and converges to finite values for large k' , suggesting a clear positive correlation. Our theoretical prediction, using Eq. (9), depicted by the solid curves, shows good agreement for all four networks. Interestingly, the saturation for large k' is non-trivial. Our theory indicates this is not a finite-size effect but is instead associated with both dynamical processes and the fitness distribution. Indeed, our theory shows

$$k_{nn}(k' \rightarrow \infty) \sim \frac{\langle k \rangle \langle \lambda e^{-k_0 \lambda} \rangle_{\text{lat}} \langle \phi(t) \rangle_t}{r}, \quad (10)$$

where $\langle \dots \rangle_t := \int_0^\infty \dots r e^{-rt} dt$. Moreover, Eq. (9) allows us to calculate the degree correlation coefficient

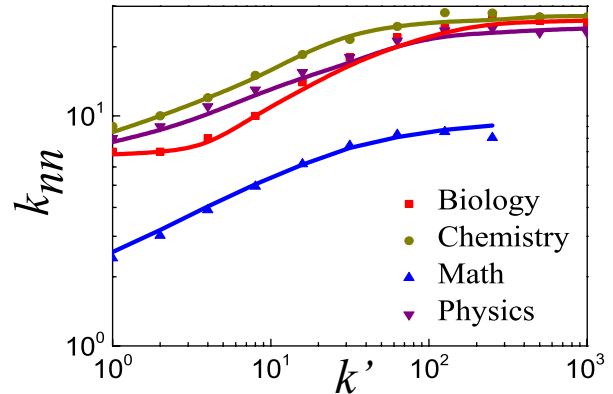


FIG. 3. **K-nearest-neighbor vs degree k'** . This figure shows the empirical data (scatters) and modeling predictions (solid lines) of $k_{nn}(k_0)$ across four real networks.

$r_{corr} = \frac{\langle k'k \rangle - \langle k' \rangle \langle k \rangle}{\sqrt{\langle k'^2 \rangle - \langle k' \rangle^2} \sqrt{\langle k^2 \rangle - \langle k \rangle^2}}$, where $\langle \dots \rangle$ represents the average over $P(k, k')$. One can show $r = 0$ only if both causal and dynamical correlations vanish. Table (I) summarizes the assortativity r_{corr} for both empirical results and theoretical predictions, demonstrating good agreement.

TABLE I. Degree correlation coefficients

Subjects	Empirical Data	Theory
Biology	0.20 ± 0.02	0.18
Chemistry	0.11 ± 0.01	0.14
Math	0.18 ± 0.01	0.18
Physics	0.11 ± 0.02	0.13

Conclusion. Our study demonstrates that topological correlations in causal networks inherently emerge from the underlying dynamics, driven by the intrinsic causal and dynamical correlations associated with network growth. We validate our theoretical framework using citation graphs as a representative case. In this context, our approach addresses notable limitations of existing models [11, 12] by reducing the number of free parameters from many to a few, thereby underscoring the efficacy of our methodology. Moreover, by integrating appropriate causal correlation kernels, our framework is readily applicable to a diverse array of causal networks, including those in social media, biological evolution, and economic growth.

Several questions remain open, with primary challenges for future research including the incorporation of time-varying state distributions, particularly in causal networks exhibiting non-stationary growth. Additionally, exploring topological correlations that extend beyond the nearest-neighbor level constitutes another important direction for future investigation. Addressing these challenges will enhance our understanding of how

causal correlations influence network dynamics across various domains. Nonetheless, our findings provide a promising pathway for advancing the comprehension of

correlations in causal networks, with the potential to significantly impact fields such as physics, economics, social sciences, and evolutionary biology.

-
- [1] Ching Jin, Chaoming Song, Johannes Bjelland, Geoffrey Canright, and Dashun Wang. Emergence of scaling in complex substitutive systems. *Nature human behaviour*, 3(8):837–846, 2019.
- [2] Brian Karrer and Mark EJ Newman. Random acyclic networks. *Physical review letters*, 102(12):128701, 2009.
- [3] Krishnaiyan Thulasiraman and Madisetti NS Swamy. *Graphs: theory and algorithms*. John Wiley & Sons, 2011.
- [4] Judea Pearl. From bayesian networks to causal networks. In *Mathematical models for handling partial knowledge in artificial intelligence*, pages 157–182. Springer, 1995.
- [5] Sosuke Ito and Takahiro Sagawa. Information thermodynamics on causal networks. *Physical review letters*, 111(18):180603, 2013.
- [6] Gonzalo Carvacho, Francesco Andreoli, Luca Santodonato, Marco Bentivegna, Rafael Chaves, and Fabio Sciarrino. Experimental violation of local causality in a quantum network. *Nature communications*, 8(1):14775, 2017.
- [7] Marián Bognár, Maksim Kitsak, and Dmitri Krioukov. Cosmological networks. *New Journal of Physics*, 16(9):093031, 2014.
- [8] John F Donoghue and Gabriel Menezes. Arrow of causality and quantum gravity. *Physical Review Letters*, 123(17):171601, 2019.
- [9] Yuta Hamada, Toshifumi Noumi, and Gary Shiu. Weak gravity conjecture from unitarity and causality. *Physical Review Letters*, 123(5):051601, 2019.
- [10] Harvey S Reall. Causality in gravitational theories with second order equations of motion. *Physical Review D*, 103(8):084027, 2021.
- [11] Lu Liu, Yang Wang, Roberta Sinatra, C Lee Giles, Chaoming Song, and Dashun Wang. Hot streaks in artistic, cultural, and scientific careers. *Nature*, 559(7714):396–399, 2018.
- [12] Dashun Wang, Chaoming Song, and Albert-László Barabási. Quantifying long-term scientific impact. *Science*, 342(6154):127–132, 2013.
- [13] Michael Golosovsky and Sorin Solomon. Stochastic dynamical model of a growing citation network based on a self-exciting point process. *Physical Review Letters*, 109(9):098701, 2012.
- [14] Ingo Scholtes, Nicolas Wider, René Pfitzner, Antonios Garas, Claudio J Tessone, and Frank Schweitzer. Causality-driven slow-down and speed-up of diffusion in non-markovian temporal networks. *Nature communications*, 5(1):5024, 2014.
- [15] Giorgio Nicoletti and Daniel Maria Busiello. Information propagation in multilayer systems with higher-order interactions across timescales. *Physical Review X*, 14(2):021007, 2024.
- [16] Amin Nejatbakhsh, Francesco Fumarola, Saleh Esteki, Taro Toyozumi, Roozbeh Kiani, and Luca Mazzucato. Predicting the effect of micro-stimulation on macaque prefrontal activity based on spontaneous circuit dynamics. *Physical Review Research*, 5(4):043211, 2023.
- [17] Hongmi Lee and Janice Chen. Predicting memory from the network structure of naturalistic events. *Nature Communications*, 13(1):4235, 2022.
- [18] Changgai Mu, Xinglun Dang, and Xiong-Jian Luo. Mendelian randomization analyses reveal causal relationships between brain functional networks and risk of psychiatric disorders. *Nature human behaviour*, pages 1–12, 2024.
- [19] Luan Lin, Quan Chen, Jeanne P Hirsch, Seungyeul Yoo, Kayee Yeung, Roger E Bumgarner, Zhidong Tu, Eric E Schadt, and Jun Zhu. Temporal genetic association and temporal genetic causality methods for dissecting complex networks. *Nature Communications*, 9(1):3980, 2018.
- [20] Sidney Redner. How popular is your paper? an empirical study of the citation distribution. *The European Physical Journal B-Condensed Matter and Complex Systems*, 4(2):131–134, 1998.
- [21] Pavel L Krapivsky, Geoff J Rodgers, and Sidney Redner. Degree distributions of growing networks. *Physical Review Letters*, 86(23):5401, 2001.
- [22] Réka Albert and Albert-László Barabási. Statistical mechanics of complex networks. *Reviews of modern physics*, 74(1):47, 2002.
- [23] Bin Zhou, Petter Holme, Zaiwu Gong, Choujun Zhan, Yao Huang, Xin Lu, and Xiangyi Meng. The nature and nurture of network evolution. *Nature Communications*, 14(1):7031, 2023.
- [24] Albert-László Barabási and Réka Albert. Emergence of scaling in random networks. *science*, 286(5439):509–512, 1999.
- [25] Ginestra Bianconi and Albert-László Barabási. Bose-einstein condensation in complex networks. *Physical review letters*, 86(24):5632, 2001.
- [26] Shubha R Kharel, Tamás R Mezei, Sukhwan Chung, Péter L Erdős, and Zoltan Toroczkai. Degree-preserving network growth. *Nature Physics*, 18(1):100–106, 2022.
- [27] Chongbin Zheng and Evelyn Tang. A topological mechanism for robust and efficient global oscillations in biological networks. *Nature Communications*, 15(1):6453, 2024.
- [28] Sergei Maslov and Kim Sneppen. Specificity and stability in topology of protein networks. *Science*, 296(5569):910–913, 2002.
- [29] Juyong Park and Mark EJ Newman. Origin of degree correlations in the internet and other networks. *Physical Review E*, 68(2):026112, 2003.
- [30] Piet Van Mieghem, Huijuan Wang, Xin Ge, Siyu Tang, and Fernando A Kuipers. Influence of assortativity and degree-preserving rewiring on the spectra of networks. *The European Physical Journal B*, 76(4):643–652, 2010.
- [31] César A Hidalgo. Economic complexity theory and applications. *Nature Reviews Physics*, 3(2):92–113, 2021.
- [32] Michael Park, Erin Leahey, and Russell J Funk. Papers and patents are becoming less disruptive over time. *Nature*, 613(7942):138–144, 2023.
- [33] Tobias Kuhn, Matjaž Perc, and Dirk Helbing. In-

- heritance patterns in citation networks reveal scientific memes. *Physical Review X*, 4(4):041036, 2014.
- [34] Francesco Delogu, Benoit J Kunath, Pedro M Queirós, Rashi Halder, Laura A Lebrun, Phillip B Pope, Patrick May, Stefanie Widder, Emilie EL Muller, and Paul Wilmes. Forecasting the dynamics of a complex microbial community using integrated meta-omics. *Nature Ecology & Evolution*, 8(1):32–44, 2024.
- [35] Mark EJ Newman. Assortative mixing in networks. *Physical review letters*, 89(20):208701, 2002.
- [36] Mark EJ Newman and Juyong Park. Why social networks are different from other types of networks. *Physical review E*, 68(3):036122, 2003.
- [37] Romualdo Pastor-Satorras, Alexei Vázquez, and Alessandro Vespignani. Dynamical and correlation properties of the internet. *Physical review letters*, 87(25):258701, 2001.
- [38] Guido Caldarelli, Andrea Capocci, Paolo De Los Rios, and Miguel A Munoz. Scale-free networks from varying vertex intrinsic fitness. *Physical review letters*, 89(25):258702, 2002.
- [39] Vito DP Servedio, Guido Caldarelli, and Paolo Buttà. Vertex intrinsic fitness: How to produce arbitrary scale-free networks. *Physical Review E—Statistical, Nonlinear, and Soft Matter Physics*, 70(5):056126, 2004.
- [40] K-I Goh, Byungnam Kahng, and Doochul Kim. Universal behavior of load distribution in scale-free networks. *Physical review letters*, 87(27):278701, 2001.
- [41] Huawei Shen, Dashun Wang, Chaoming Song, and Albert-László Barabási. Modeling and predicting popularity dynamics via reinforced poisson processes. In *Proceedings of the AAAI Conference on Artificial Intelligence*, volume 28, 2014.
- [42] Jiazhen Liu, Tamang Kunal, Dashun Wang, and Chaoming Song. Correlated impact dynamics in science. *arXiv preprint arXiv:2303.03646*, 2023.