

Fair and Accurate Regression: Strong Formulations and Algorithms

Anna Deza,* Andrés Gómez† and Alper Atamtürk ‡

December 2024

Abstract

This paper introduces mixed-integer optimization methods to solve regression problems that incorporate fairness metrics. We propose an exact formulation for training fair regression models. To tackle this computationally hard problem, we study the polynomially-solvable single-factor and single-observation subproblems as building blocks and derive their closed convex hull descriptions. Strong formulations obtained for the general fair regression problem in this manner are utilized to solve the problem with a branch-and-bound algorithm exactly or as a relaxation to produce fair and accurate models rapidly. Moreover, to handle large-scale instances, we develop a coordinate descent algorithm motivated by the convex-hull representation of the single-factor fair regression problem to improve a given solution efficiently. Numerical experiments conducted on fair least squares and fair logistic regression problems show competitive statistical performance with state-of-the-art methods while significantly reducing training times.

1 Introduction

Machine learning models are used to make decisions that can have significant implications on individuals and communities, such as bank loan approvals, college admissions, allocation of healthcare resources, and criminal sentencing (Le Quy et al. 2022). Building such models without considering sources of bias can lead to undesirable outcomes, including discriminative behavior and amplifying the inaccuracies inherent to biased data (Barocas and Selbst 2016, Chouldechova 2017).

The detection of algorithmic biases in machine learning models against specific groups in real-world scenarios, such as gender, race, age, and socioeconomic has spurred a recent effort to develop fair prediction models (Hort et al. 2024). Existing approaches to promote fair predictions predominantly address binary classification, with a lesser focus on regression (Caton and Haas 2024).

*Industrial Engineering and Operations Research, University of California, annadeza@berkeley.edu.

†Industrial and System Engineering, University of Southern California, gomezand@usc.edu.

‡Industrial Engineering and Operations Research, University of California, atamturk@berkeley.edu.

¹This research was supported, in part, by NSF AI Institute for Advances in Optimization Award 2112533 and AFOSR Award FA9550-24-1-0086.

Fair machine learning is divided into three broad categories, defined by the stage in which fairness considerations occur: pre-processing, in-processing and post-processing methods. Among these, only in-processing methods allow for explicit control of fairness requirements during model training. In-processing techniques, which are the focus of this work, typically outperform other methods and have the added advantage of not requiring knowledge of an individual’s group identity at deployment, unlike post-processing methods, which is often a legal requirement in sensitive settings (Pessach and Shmueli 2022).

Incorporating fairness considerations directly into a model’s training often introduces non-convexities and non-smoothness (Cotter et al. 2019), leading to potentially intractable optimization problems. One common approach to mitigate these challenges is to design proxy fairness measures that are easier to optimize (Kamishima et al. 2012, Calders et al. 2013, Zafar et al. 2017, Berk et al. 2017, Komiyama et al. 2018, Do et al. 2022). Another line of work consists of solving a series of convex problems, as proposed by Olfat and Aswani (2018) and Agarwal et al. (2018) for classification, and Agarwal et al. (2019) for regression. Although such approaches reduce the computational burden of model training, the approximations used for fairness compromise the trade-off between accuracy and fairness (Olfat and Aswani 2018). In this work, we address these limitations by formulating the fair regression training problem with exact fairness metrics to achieve a more rigorous accuracy vs. fairness trade-off. Moreover, for improved computations, we propose a novel strengthening of the model through an extended formulation and develop a coordinate descent algorithm to produce high-quality solutions quickly.

1.1 Problem Statement

We begin by formally stating the fair regression problems considered in the paper. Let the population be partitioned into two classes: a protected class and a non-protected class. We assume a training set made up of m observations, with each data point having the form (\mathbf{x}_i, y_i, a_i) , where $\mathbf{x}_i \in \mathbb{R}^n$ is the feature vector, $y_i \in \mathcal{Y} \subseteq \mathbb{R}$ is the response, and $a_i \in \{0, 1\}$ indicating if observation i belongs to a protected individual or not. Let $\hat{y} \in \hat{\mathcal{Y}}$ denote the prediction of a model, m_1 denote the number of protected individuals in the training set, and define $m_0 = m - m_1$.

Fairness is often measured using *distance to demographic parity* (Pessach and Shmueli 2022):

$$DP = \max_{b \in \hat{\mathcal{Y}}} |\mathbb{P}(\hat{y} > b | a = 1) - \mathbb{P}(\hat{y} > b)|, \tag{1}$$

where probabilities are taken over the distribution of the data. Demographic parity measures the difference in prediction rates across the protected class and the entire distribution. Indeed, if $DP = 0$, then $\hat{y} \perp a$, that is, predictions are statistically independent of protected the class. Thus, the metric DP measures the deviation from demographic parity. A small DP translates to a lesser difference between the positive prediction rates among groups, minimizing disparate impacts.

This paper considers linear regression models, which are parameterized by regression coefficients $\mathbf{w} \in \mathbb{R}^n$. Given a convex loss function $\mathcal{L} : \mathbb{R} \times \mathcal{Y} \rightarrow \mathbb{R}$, a fair and accurate model corresponds to

the optimal solution of the optimization problem

$$\min_{\mathbf{w} \in \mathbb{R}^n} \mathbb{E} [\mathcal{L}(\mathbf{w}^\top \mathbf{x}, y)] \text{ s.t. } \text{DP}(\mathbf{w}) \leq \epsilon, \quad (2)$$

where expectation and probabilities are taken over the distribution of the data, and parameter $\epsilon \in [0, 1]$ controls the maximal violation to demographic parity. Since the distribution is rarely known explicitly, (2) is often approximated using the empirical distribution induced by the dataset $\{(\mathbf{x}_i, y_i, a_i)\}_{i=1}^m$, namely

$$\min_{\mathbf{w} \in \mathbb{R}^n} \sum_{i=1}^m \mathcal{L}(\mathbf{w}^\top \mathbf{x}_i, y_i) \quad (3a)$$

$$\text{s.t. } \widehat{\text{DP}}(\mathbf{w}) \leq \epsilon, \quad (3b)$$

where

$$\widehat{\text{DP}}(\mathbf{w}) = \max_{b \in \mathbb{R}} \left| \frac{1}{m_1} \sum_{i=1: a_i=1}^m \mathbb{1}(\mathbf{w}^\top \mathbf{x}_i > b) - \frac{1}{m} \sum_{i=1}^m \mathbb{1}(\mathbf{w}^\top \mathbf{x}_i > b) \right|. \quad (4)$$

An alternative to the fair regression problem (3) is the regularized version with the fairness penalty in the objective:

$$\min_{\mathbf{w} \in \mathbb{R}^n} \sum_{i=1}^m \mathcal{L}(\mathbf{w}^\top \mathbf{x}_i, y_i) + \lambda \widehat{\text{DP}}(\mathbf{w}). \quad (5)$$

In some cases, a one-sided constraint or regularization is typically sufficient, ensuring that the outcomes of the protected group are competitive. The resulting regularized version is

$$\min_{\mathbf{w} \in \mathbb{R}^n} \sum_{i=1}^m \mathcal{L}(\mathbf{w}^\top \mathbf{x}_i, y_i) + \lambda \max_{b \in \mathbb{R}} \left\{ \frac{1}{m_1} \sum_{i=1: a_i=1}^m \mathbb{1}(\mathbf{w}^\top \mathbf{x}_i > b) - \frac{1}{m} \sum_{i=1}^m \mathbb{1}(\mathbf{w}^\top \mathbf{x}_i > b) \right\}. \quad (6)$$

The difficulty in solving problems (3), (5) and (6) stems from the non-convexity and discontinuity of the linear combination of indicators used to define demographic parity. Note that (3b) can be interpreted as an infinite number of constraints, one for each possible value of $b \in \mathbb{R}$. For tractability, we discretize the values for b as it is common in the literature (Agarwal et al. 2019) and measure fairness over a grid when optimizing fair regression problems. Given ℓ thresholds, $b_1 < b_2 < \dots < b_\ell$, we define a discretized version of the distance from demographic parity:

$$\widehat{\text{DP}}_\ell(\mathbf{w}) = \max_{j \in [\ell]} \left| \frac{1}{m_1} \sum_{i=1: a_i=1}^m \mathbb{1}(\mathbf{w}^\top \mathbf{x}_i > b_j) - \frac{1}{m} \sum_{i=1}^m \mathbb{1}(\mathbf{w}^\top \mathbf{x}_i > b_j) \right|. \quad (7)$$

To build fair regression models, we use the discretized relaxation of (3):

$$\min_{\mathbf{w} \in \mathbb{R}^n} \sum_{i=1}^m \mathcal{L}(\mathbf{w}^\top \mathbf{x}_i, y_i) : \widehat{\text{DP}}_\ell(\mathbf{w}) \leq \epsilon. \quad (8)$$

In principle, if the discretization is sufficiently granular, (8) is a close approximation of (3). Similarly, we consider the discretized relaxation of (5) and (6) given by

$$\text{(FR2)} \quad \min_{\mathbf{w} \in \mathbb{R}^n} \sum_{i=1}^m \mathcal{L}(\mathbf{w}^\top \mathbf{x}_i, y_i) + \lambda \max_{j \in [\ell]} \left\{ \left| \frac{1}{m_1} \sum_{i=1: a_i=1}^m \mathbb{1}(\mathbf{w}^\top \mathbf{x}_i > b_j) - \frac{1}{m} \sum_{i=1}^m \mathbb{1}(\mathbf{w}^\top \mathbf{x}_i > b_j) \right| \right\}, \quad (9)$$

$$\text{(FR1)} \quad \min_{\mathbf{w} \in \mathbb{R}^n} \sum_{i=1}^m \mathcal{L}(\mathbf{w}^\top \mathbf{x}_i, y_i) + \lambda \max_{j \in [\ell]} \left\{ \frac{1}{m_1} \sum_{i=1: a_i=1}^m \mathbb{1}(\mathbf{w}^\top \mathbf{x}_i > b_j) - \frac{1}{m} \sum_{i=1}^m \mathbb{1}(\mathbf{w}^\top \mathbf{x}_i > b_j) \right\}, \quad (10)$$

respectively. Even with a trivial loss function of zero and $\ell = 1$, solving (8)–(10) is NP-hard, which can be shown via a reduction from maximally feasible linear subsystems (Amaldi and Kann 1995). To solve (8)–(10), we propose introducing binary variables to represent the indicators involved in the fairness constraint and regularizer.

1.2 Related work

Optimizing fairness metrics such as distance to demographic parity is particularly challenging for regression because the metrics are based on the entire distribution of predictions. As such, many fairness regularizers make use of summary statistics (Calders et al. 2013, Woodworth et al. 2017, Komiyama et al. 2018) to allow for efficient optimization, but they fail to fully capture the distribution of predictions, ultimately leading to less fair models (Oneto and Chiappa 2020). Another approach is to build convex approximations for deviation measures of error rates across groups, such as linear approximations proposed in the works of Zafar et al. (2017) and Donini et al. (2018), and non-linear but convex approximations proposed by Wu et al. (2019). These approaches are predominantly designed for fair classification and additionally suffer from approximations being too loose to produce fair models, as thoroughly analyzed in Lohaus et al. (2020).

Research on fair regression is limited compared to classification. Berk et al. (2017) design a convex fairness regularizer for least squares and logistic regression. Do et al. (2022) propose a similar convex regularizer, extending results for generalized linear models and providing theoretical guarantees. Additionally, Agarwal et al. (2019) introduce a reduction-based algorithm, transforming the fair regression training problem into a Lagrangian min-max problem, resulting in a procedure that solves a sequence of weighted classification problems.

Recent work has utilized mixed integer optimization techniques to model and solve the training problems considering exact fairness metrics. Mixed integer formulations for fair decision trees, decision rules, and SVMs have been proposed for fair classification (Aghaei et al. 2019, Jo et al. 2023, Lawless and Günlük 2021, Ye and Xie 2020). Ye et al. (2024) tackle Wasserstein-fair regression by providing a fair stochastic optimization framework. This work is part of a growing research direction that uses mixed integer optimization to train models with underlying discrete structures that have been traditionally approximated with convex surrogates (Atamtürk and Gómez 2019, Bertsimas and Van Parys 2020, Atamtürk and Gómez 2020, Hazimeh et al. 2022, Deza and Atamtürk 2022). The exact formulation of the discrete structures has been demonstrated to improve the statistical performance of the models, albeit with increased computational requirements.

1.3 Contributions and Outline

Contributions We develop novel mixed-integer optimization methods for training fair regression models. Our key contribution is a strong convex relaxation of the fair regression training problem, which can be used directly as a fair estimator, can be combined with branch-and-bound methods to solve moderately-sized problems to optimality, or can be enhanced with coordinate descent methods to produce solutions for larger datasets quickly. The strength of the proposed relaxation stems from the convexification of the discrete substructure introduced by fairness metrics and a nonlinear loss function. Through an empirical study, we demonstrate that the proposed techniques improve the out-of-sample performance of models compared to alternatives in the literature.

Formally, given a vector $\mathbf{b} \in \mathbb{R}^\ell$ and a convex (loss) function \mathcal{L} , we study and describe the closed convex hull of the set

$$X = \left\{ (v, \mathbf{z}, s) \in \mathbb{R} \times \{0, 1\}^\ell \times \mathbb{R} : \mathcal{L}(v) \leq s, (v - b_j)z_j \geq 0, (b_j - v)(1 - z_j) \geq 0, j \in [\ell] \right\}.$$

The set X represents the epigraph of univariate loss function \mathcal{L} along with binary variables indicating which interval $[b_j, b_{j+1}]$ the argument of \mathcal{L} falls into. We show that X can be used to model a single-factor or a single-observation fair regression as a building block for modeling and solving the general fair regression problems (8)–(10).

Outline The rest of the paper is organized as follows. In §2, we provide mixed-integer formulations and strong convex relaxation for this problem. In §3 we provide an efficient coordinate descent method for the fair regression problem. In §4, we discuss in further detail relevant approaches to fair learning and contrast with our proposed methodology. Finally, in §5 we provide numerical experiments on synthetic and real datasets.

2 MIO formulations for fair regression

First, in §2.1 we discuss natural formulations for (FR1) defined in (10); unfortunately, such formulations have weak convex relaxations and are ineffective in practice. Then, in §2.2, we give stronger formulations based on the convexification of the single-observation subproblem to better handle the fairness constraint and regularization.

2.1 Basic formulations

By introducing auxiliary variables $v_i \in \mathbb{R}$ to represent $\mathbf{w}^\top \mathbf{x}_i$, and binary variables $z_{ij} \in \{0, 1\}$ as indicators for $\mathbb{1}(\mathbf{w}^\top \mathbf{x}_i > b_j)$, the first MIO formulation we consider for (FR1) is stated as

$$\min_{\mathbf{w}, t, \mathbf{v}, \mathbf{z}} \sum_{i=1}^m \mathcal{L}(\mathbf{w}^\top \mathbf{x}_i, y_i) + \lambda t \quad (11a)$$

$$\text{s.t. } \frac{1}{m_1} \sum_{i=1: a_i=1}^m z_{ij} - \frac{1}{m} \sum_{i=1}^m z_{ij} \leq t, \quad j \in [\ell], \quad (11b)$$

$$v_i = \mathbf{w}^\top \mathbf{x}_i, \quad i \in [m], \quad (11c)$$

$$\mathbf{w} \in \mathbb{R}^n, t \in \mathbb{R}, (\mathbf{v}, \mathbf{z}) \in V, \quad (11d)$$

where all non-convexities and discontinuities are subsumed in the set V :

$$V := \{(\mathbf{v}, \mathbf{z}) \in \mathbb{R}^m \times \{0, 1\}^{m \times \ell} : z_{ij} = \mathbb{1}(v_i > b_j), i \in [m], j \in [\ell]\}.$$

To reformulate problems with set V as mixed-integer problems, consider the set

$$\bar{V} = \{(\mathbf{v}, \mathbf{z}) \in \mathbb{R}^m \times \{0, 1\}^{m \times \ell} : (v_i - b_j)z_{ij} \geq 0, (v_i - b_j)(1 - z_{ij}) \leq 0, i \in [m], j \in [\ell]\}.$$

Observe that if $(\mathbf{v}, \mathbf{z}) \in \bar{V}$ and $v_i > b_j$, then $z_{ij} = 1$ due to constraint $(v_i - b_j)(1 - z_{ij}) \leq 0$; similarly, if $v_i < b_j$, then $z_{ij} = 0$ due to constraint $(v_i - b_j)z_{ij} \geq 0$. However, if $v_i = b_j$, then both $z_{ij} = 0$ and $z_{ij} = 1$ are feasible, and in particular the equality $z_{ij} = \mathbb{1}(v_i > b_j)$ does not hold if $z_{ij} = 1$. The ambiguity when $v = b_j$ is caused by the lack of lower semi-continuity of (11) and cannot be avoided.

Proposition 1. $\text{cl}(V) = \bar{V}$.

Proof. Since $V \subseteq \bar{V}$ and \bar{V} is closed (as a finite union of closed sets), the inclusion $\text{cl}(V) \subseteq \bar{V}$ holds. To prove the reverse inclusion, let $(\bar{\mathbf{v}}, \bar{\mathbf{z}}) \in \bar{V}$, and let $S = \{i \in [m] : \exists j \in [\ell] \text{ s.t. } \bar{v}_i = b_j \text{ and } \bar{z}_{ij} = 1\}$. Then letting $(\mathbf{v}_\epsilon, \mathbf{z}_\epsilon)$ such that $(v_\epsilon)_i = \bar{v}_i + \epsilon$ for $i \in S$, $(v_\epsilon)_i = \bar{v}_i$ for $i \in [m] \setminus S$ and $\mathbf{z}_\epsilon = \bar{\mathbf{z}}$, we find that $(\mathbf{v}_\epsilon, \mathbf{z}_\epsilon) \in V$ and $\lim_{\epsilon \rightarrow 0^+} (\mathbf{v}_\epsilon, \mathbf{z}_\epsilon) = (\bar{\mathbf{v}}, \bar{\mathbf{z}})$, concluding the proof. \square

Using the set \bar{V} , we obtain the mixed-integer programming formulation of (FR1)

$$\min_{\mathbf{w}, t, \mathbf{v}, \mathbf{z}} \sum_{i=1}^m \mathcal{L}(\mathbf{w}^\top \mathbf{x}_i, y_i) + \lambda t \quad (12a)$$

$$\text{s.t. } \frac{1}{m_1} \sum_{i=1: a_i=1}^m z_{ij} - \frac{1}{m} \sum_{i=1}^m z_{ij} \leq t, \quad j \in [\ell], \quad (12b)$$

$$v_i = \mathbf{w}^\top \mathbf{x}_i, \quad i \in [m], \quad (12c)$$

$$\mathbf{w} \in \mathbb{R}^n, t \in \mathbb{R}, (\mathbf{v}, \mathbf{z}) \in \bar{V}. \quad (12d)$$

Note that (12) is a mixed-integer problem with non-convex quadratic constraints. While some off-the-shelf MIO solvers admit such formulations, our experience indicates that they are not effective in solving (12). A better implementation is obtained by linearizing the quadratic constraints: given a sufficiently large number M , the natural mixed-integer convex formulation

$$\min_{\mathbf{w}, \mathbf{z}, t} \sum_{i=1}^m \mathcal{L}(\mathbf{w}^\top \mathbf{x}_i, y_i) + \lambda t \quad (13a)$$

$$\text{(NAT)} \quad \text{s.t.} \quad \frac{1}{m_1} \sum_{i=1: a_i=1}^m z_{ij} - \frac{1}{m} \sum_{i=1}^m z_{ij} \leq t, \quad j \in [\ell], \quad (13b)$$

$$\mathbf{w}^\top \mathbf{x}_i - b_j \leq M z_{ij}, \quad i \in [m], j \in [\ell], \quad (13c)$$

$$\mathbf{w}^\top \mathbf{x}_i - b_j \geq -M(1 - z_{ij}), \quad i \in [m], j \in [\ell], \quad (13d)$$

$$\mathbf{w} \in \mathbb{R}^n, \mathbf{z} \in \{0, 1\}^{m \times \ell}, t \in \mathbb{R}, \quad (13e)$$

is equivalent to (12).

Unfortunately, (NAT) suffers from a weak relaxation, resulting in prohibitive solution times with branch-and-bound algorithms. In fact, the lower bound obtained by solving the continuous relaxation of (NAT) is, at best, equal to that of the linear regression problem that disregards fairness altogether. To show this, consider the continuous relaxation of (NAT) with constraints $\mathbf{z} \in \{0, 1\}^{m \times \ell}$ relaxed to $\mathbf{0} \leq \mathbf{z} \leq \mathbf{1}$. Let $\mathbf{w}_{\text{unfair}}^* = \arg \min_{\mathbf{w}} \sum_{i=1}^m \mathcal{L}(\mathbf{w}^\top \mathbf{x}_i, y_i)$ be an optimal solution to the regression training problem ignoring fairness by setting $\lambda = 0$ in (FR1). Note that for large enough M , the solution $(\mathbf{w} = \mathbf{w}_{\text{unfair}}^*, \mathbf{z} = \mathbf{1}/2, t = 0)$ is always feasible for the continuous relaxation of (NAT) and has the same objective value as the linear regression problem without fairness regularization.

A natural approach to improve the relaxation is to design improved relaxations of set \bar{V} . Observe that this set is similar to the *mixed vertex packing set* (Atamtürk et al. 2000) or the *mixing set* (Günlük and Pochet 2001), especially when formulated using big- M constraints (13c)-(13d), a set that is well-studied in the MIO literature. However, strong formulations based on mixed-integer linear optimization techniques exploit bounds on the continuous variable, which would require assuming that M is a small number. In fact, a stronger convexification for \bar{V} is not possible, as shown in the next proposition.

Proposition 2. $\text{cl conv}(\bar{V}) = \left\{ (v, \mathbf{z}) : \mathbb{R}^m \times [0, 1]^{m \times \ell} : z_{i+1} \leq z_i, i \in [\ell - 1] \right\}$.

Proof. Note that \bar{V} is the Cartesian product of m sets of the form $\bar{U} = \left\{ (v, \mathbf{z}) \in \mathbb{R} \times \{0, 1\}^\ell : (v - b_j)z_j \geq 0, (v - b_j)(1 - z_j) \leq 0, j \in [\ell] \right\}$, thus it suffices to prove the result for \bar{U} . First, we prove that $(v, \mathbf{0}) \in \text{cl conv}(\bar{U})$ for all $v \in \mathbb{R}$. Indeed, if $v \leq b_1$, then $(v, \mathbf{0}) \in \bar{U}$; otherwise $(v, \mathbf{0}) = \lim_{\lambda \rightarrow 0} (1 - \lambda)(b_1, \mathbf{0}) + \lambda(b_\ell + (v - b_1)/\lambda, \mathbf{1})$ with both $(b_1, \mathbf{0}) \in \bar{U}$ and $(b_\ell + (v - b_1)/\lambda, \mathbf{1}) \in \bar{U}$ for all $\lambda \in (0, 1)$. Second, note that an arbitrary point $(v, \mathbf{z}) \in \mathbb{R} \times [0, 1]^\ell$ such that $z_{i+1} \leq z_i, \forall i \in [\ell - 1]$

satisfies

$$(v, \mathbf{z}) = \lim_{\lambda \rightarrow 0} (1 - \lambda) \left[z_\ell(b_\ell, \mathbf{1}) + \sum_{j=1}^{\ell-1} u_j b_j, \sum_{i=1}^j \mathbf{e}_i \right] + \lambda \left(\frac{v}{\lambda} - \frac{1 - \lambda}{\lambda} \left[z_\ell b_\ell + \sum_{j=1}^{\ell-1} u_j b_j \right], \mathbf{0} \right),$$

where $u_j = z_j - z_{j+1}$, $j = 1, \dots, \ell - 1$, and all points belong to \bar{U} , thus $(v, \mathbf{z}) \in \text{cl conv}(\bar{U})$. \square

Remark 1. Formulation (NAT) solves the lower-semicontinuous relaxation of (10) given by

$$\min_{\mathbf{w} \in \mathbb{R}^n} \sum_{i=1}^m \mathcal{L}(\mathbf{w}^\top \mathbf{x}_i, y_i) + \lambda \max_{j \in [\ell]} \left\{ \left(\frac{1}{m_1} - \frac{1}{m} \right) \sum_{i=1: a_i=1}^m \mathbb{1}(\mathbf{w}^\top \mathbf{x}_i > b_j) - \frac{1}{m} \sum_{i=1: a_i=0}^m \mathbb{1}(\mathbf{w}^\top \mathbf{x}_i \geq b_j) \right\},$$

as do the stronger formulations that we discuss in §2.2. Moreover, if constraints (13b) are replaced with $\left| \frac{1}{m_1} \sum_{i=1: a_i=1}^m z_{ij} - \frac{1}{m} \sum_{i=1}^m z_{ij} \right| \leq \epsilon$ for all $j \in \ell$, then the ensuing relaxation solves a closed relaxation of (8).

2.2 A strong convex relaxation

To overcome the weak relaxations induced by the set \bar{V} , we propose a strong extended convex relaxation of (FR1). The strong relaxation is obtained by considering a more informative set that introduces the epigraph of the loss function to \bar{V} :

$$\bar{V}_{\mathcal{L}} = \left\{ (\mathbf{v}, \mathbf{z}, \mathbf{s}) \in \mathbb{R}^m \times \{0, 1\}^{m \times \ell} \times \mathbb{R}^m : \mathcal{L}(v_i, y_i) \leq s_i, (\mathbf{v}, \mathbf{z}) \in \bar{V} \right\}.$$

Observe that problem (FR1) can be rewritten as

$$\min_{\mathbf{w}, t, \mathbf{v}, \mathbf{z}, \mathbf{s}} \sum_{i=1}^m s_i + \lambda t \tag{14a}$$

$$\text{s.t. } \frac{1}{m_1} \sum_{i=1: a_i=1}^m z_{ij} - \frac{1}{m} \sum_{i=1}^m z_{ij} \leq t, \quad j \in [\ell], \tag{14b}$$

$$v_i = \mathbf{w}^\top \mathbf{x}_i, \quad i \in [m], \tag{14c}$$

$$\mathbf{w} \in \mathbb{R}^n, t \in \mathbb{R}, (\mathbf{v}, \mathbf{z}, \mathbf{s}) \in \bar{V}_{\mathcal{L}}, \tag{14d}$$

and a relaxation can be obtained by replacing $(\mathbf{v}, \mathbf{z}, \mathbf{s}) \in \bar{V}_{\mathcal{L}}$ with $(\mathbf{v}, \mathbf{z}, \mathbf{s}) \in \text{cl conv}(\bar{V}_{\mathcal{L}})$. In this section, we provide an explicit characterization of this relaxation.

Observe that set $\bar{V}_{\mathcal{L}}$ is the Cartesian product of sets of the form

$$X_i = \{(v, \mathbf{z}, s) \in \mathbb{R} \times \{0, 1\}^\ell \times \mathbb{R} : \mathcal{L}(v, y_i) \leq s, (v - b_j)z_j \geq 0, (b_j - v)(1 - z_j) \geq 0, j \in [\ell]\},$$

that is, $(\mathbf{v}, \mathbf{z}, \mathbf{s}) \in \bar{V}_{\mathcal{L}} \Leftrightarrow (v_i, \mathbf{z}_i, s_i) \in X_i, i \in [m]$. In Proposition 3 we derive valid inequalities for X_i in an extended formulation. The formulation makes use of the perspective reformulation

technique, used to model indicators on decision variables. The closure of the perspective of a proper convex function $g : \mathbb{R} \rightarrow \mathbb{R} \cup \{\infty\}$ is defined as the function $h : \mathbb{R} \times \mathbb{R}_+ \rightarrow \mathbb{R} \cup \{\infty\}$ such that

$$h(u, z) = \begin{cases} zg(u/z) & \text{if } z > 0, \\ \lim_{\tilde{z} \rightarrow 0} \tilde{z}g(u/\tilde{z}) & \text{if } z = 0. \end{cases}$$

Recall that the perspective of a convex function is convex (Rockafellar 1970). And if $g(0)$ is finite, then it holds

$$h(0, 0) = \lim_{\tilde{z} \rightarrow 0^+} \tilde{z}g(0/\tilde{z}) = 0. \quad (15)$$

In Proposition 3, we present a convex extended relaxation for (14). Intuitively, the additional variables \mathbf{p} we introduce model the portion of each prediction that falls in the intervals defined by the breakpoints, see Figure 1. Specifically, p_{ij} represents the amount by which prediction $\mathbf{w}^\top \mathbf{x}_i$ exceeds its lower bound b_j on the interval $[b_j, b_{j+1}]$ for $j = 1, \dots, \ell$. For simplicity of notation, we omit the dependence on i , write $\mathcal{L}(v)$ instead of $\mathcal{L}(v, y_i)$, and study set X defined in §1.3, whose definition we repeat for convenience:

$$X = \{(v, \mathbf{z}, s) \in \mathbb{R} \times \{0, 1\}^\ell \times \mathbb{R} : \mathcal{L}(v) \leq s, (v - b_j)z_j \geq 0, (b_j - v)(1 - z_j) \geq 0, j \in [\ell]\}.$$

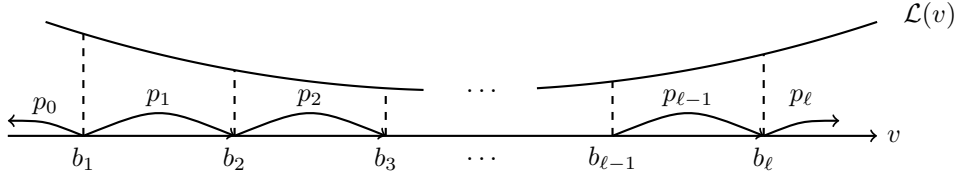


Figure 1: Visual representation of the extended formulation of X_i . We introduce variables $p_j, j = 0, \dots, \ell$, which model the piece of the prediction v on the sub-intervals defined by b_1, \dots, b_ℓ .

Proposition 3 (Validity). *Assume $\mathcal{L}(b_j)$ is finite for every $j \in [\ell]$. If $(v, \mathbf{z}, s) \in X$, then there exists $(p_0, \mathbf{p}) \in \mathbb{R}_+^{1+\ell}$ such that*

$$v = b_1 - p_0 + \sum_{j=1}^{\ell} p_j, \quad (16a)$$

$$(b_{j+1} - b_j)z_{j+1} \leq p_j \leq (b_{j+1} - b_j)z_j, \quad j \in [\ell], \quad (16b)$$

$$s \geq (1 - z_1)\mathcal{L}\left(b_1 - \frac{p_0}{1 - z_1}\right) + \sum_{j=1}^{\ell-1} (z_j - z_{j+1})\mathcal{L}\left(b_j + \frac{p_j - z_{j+1}(b_{j+1} - b_j)}{z_j - z_{j+1}}\right) + z_\ell\mathcal{L}\left(b_\ell + \frac{p_\ell}{z_\ell}\right). \quad (16c)$$

Proof. Let $(v, \mathbf{z}, s) \in X$. Define variables $(p_0, \mathbf{p}) \in \mathbb{R}_+^\ell$ as $p_0 = \max\{0, b_1 - v\}$ and $p_j = \max\{0, \min\{v, b_{j+1}\} - b_j\}$. We now check the validity of (16) by cases.

• **Case $v < b_1$:** In this case, $p_0 = b_1 - v$ and $\mathbf{p} = \mathbf{0}$, thus constraint (16a) is trivially satisfied. Moreover, $\mathbf{z} = \mathbf{0}$ and constraints (16b) are also satisfied as all terms vanish. Note that, by (15), we

have $0\mathcal{L}(b_j + 0/0) = 0$. Thus, inequality (16c) reduces to $s \geq \mathcal{L}\left(b_1 - \frac{p_0}{1}\right) + \sum_{j=1}^{\ell-1} 0\mathcal{L}(b_j + 0/0) = \mathcal{L}\left(b_1 - \frac{p_0}{1}\right) = \mathcal{L}(v)$, which is satisfied.

• **Case $\mathbf{b}_j < \mathbf{v} < \mathbf{b}_{j+1}$:** In this case, $p_0 = 0$, $p_k = b_{k+1} - b_k$ for $k < j$, $p_j = v - b_j$ and $p_k = 0$ for $k > j$, thus the telescoping sum (16a) is satisfied. Moreover, for $k < j$, constraint (16b) reduces (after division by $p_k = b_{k+1} - b_k$) to $z_{k+1} \leq 1 \leq z_k \Leftrightarrow z_k = 1$, which is implied by $(1 - z_k)(b_k - v) \geq 0$; for $k > j$, constraint (16b) reduces to $z_{k+1} \leq 0$, which is implied by $z_{k+1}(v - b_{k+1}) \geq 0$; and for $k = j$, inequality $(b_{j+1} - b_j)z_{j+1} \leq p_j \leq (b_{j+1} - b_j)z_j$ is satisfied since both $z_{j+1} = 0$ and $z_j = 1$. Finally, (16c) reduces to $s \geq \mathcal{L}\left(b_j + \frac{p_j - z_{j+1}(b_{j+1} - b_j)}{z_j - z_{j+1}}\right) + \sum_{k=1, k \neq j}^{\ell} 0\mathcal{L}(b_k + 0/0) = \mathcal{L}(b_j + p_j) = \mathcal{L}(v)$, which is satisfied.

• **Case $\mathbf{v} = \mathbf{b}_j$ for some $j \geq 2$:** In this case, $p_0 = 0$, $p_k = b_{k+1} - b_k$ for $k < j$ and $p_j = 0$ for $k \geq j$, thus the telescoping sum (16a) is satisfied. The cases for verification of (16b) for $k < j$ and $k > j$ are identical to the previous case, and are satisfied since $z_k = 1$ for $k < j$ and $z_k = 0$ for $k > j$; for $k = j$, inequality (16b) is $(b_{j+1} - b_j)z_{j+1} \leq 0 \leq (b_{j+1} - b_j)z_j$, forcing $z_{j+1} = 0$ but is satisfied for any $z_j \in \{0, 1\}$. Finally, if $z_j = 1$ then (16c) reduces to $s \geq \mathcal{L}\left(b_j + \frac{p_j - z_{j+1}(b_{j+1} - b_j)}{z_j - z_{j+1}}\right) + \sum_{k=1, k \neq j}^{\ell} 0\mathcal{L}(b_k + 0/0) = \mathcal{L}(b_j + p_j) = \mathcal{L}(b_j) = \mathcal{L}(v)$, which is satisfied; and if $z_j = 0$, then (16c) reduces to $s \geq \mathcal{L}\left(b_{j-1} + \frac{p_{j-1} - z_j(b_j - b_{j-1})}{z_{j-1} - z_j}\right) = \mathcal{L}(b_{j-1} + p_{j-1}) + \sum_{k=1, k \neq j-1}^{\ell} 0\mathcal{L}(b_k + 0/0) = \mathcal{L}(b_j) = \mathcal{L}(v)$, which is satisfied.

• **Cases $\mathbf{v} > \mathbf{b}_{\ell+1}$ and $\mathbf{v} = \mathbf{b}_1$:** These cases follow from identical arguments to the previous cases and are omitted for brevity. \square

Applying Proposition 3 to formulation (14), we obtain the following relaxation for fair regression.

Corollary 1 (Conic relaxation for fair regression). *The formulation*

$$\min \sum_{i=1}^m s_i + \lambda t \tag{17a}$$

$$\text{s.t. } \mathbf{w}^\top \mathbf{x}_i = b_1 - p_{i0} + \sum_{j=1}^{\ell} p_{ij}, \quad i \in [m], \tag{17b}$$

$$(b_{j+1} - b_j)z_{ij+1} \leq p_{ij} \leq (b_{j+1} - b_j)z_{ij}, \quad i \in [m], j \in [\ell - 1], \tag{17c}$$

$$\begin{aligned} (1 - z_{i1})\mathcal{L}\left(b_1 - \frac{p_{i0}}{1 - z_{i1}}\right) + z_{i\ell}\mathcal{L}\left(b_\ell + \frac{p_{i\ell}}{z_{i\ell}}\right) \\ + \sum_{j=1}^{\ell-1} (z_{ij} - z_{ij+1})\mathcal{L}\left(b_j + \frac{p_{ij} - z_{ij+1}(b_{j+1} - b_j)}{z_{ij} - z_{ij+1}}\right) \leq s_i, \quad i \in [n], \end{aligned} \tag{17d}$$

$$\frac{1}{m_1} \sum_{i=1: a_i=1}^m z_{ij} - \frac{1}{m} \sum_{i=1}^m z_{ij} \leq t, \quad j \in [\ell], \tag{17e}$$

$$p_{i0} \geq 0, p_{i\ell} \geq 0, \mathbf{z}_i \in [0, 1]^\ell, \quad i \in [m], \tag{17f}$$

is a valid relaxation of (FR1).

Remark 2. To derive a mixed-integer reformulation of (FR1) from the relaxation proposed in

Corollary 1, it may not be sufficient to just enforce integrality on \mathbf{z} . Notice that big- M constraints (13c) and (13d) are not automatically implied in model (17) when we include integrality constraints, since $z_{i1} = 1$ does not immediately imply $p_{i0} = 0$, or $z_{i\ell} = 0$ does not immediately imply $p_{i\ell} = 0$. To handle this, we need to carefully consider the loss function \mathcal{L} . By Rockafellar (1970, p.259), one can show that if \mathcal{L} grows superlinearly, the first two terms of constraint (17d) imply $p_{i0}z_{i1} = 0$ and $p_{i\ell}(1 - z_{i\ell}) = 0$ and thus no further considerations are required. Otherwise, additional big- M or SOS1 constraints (Beale and Tomlin 1970) are needed.

In particular, for the least squares regression with $\mathcal{L}(v, y_i) = (w - y_i)^2$, big- M constraints are not required. For general non-linear loss functions that do not grow superlinearly, such as in the logistic regression setting where $\mathcal{Y} = \{-1, 1\}$ and $\mathcal{L}(v, y_i) = \ln(1 + e^{-y_i v})$, we need to include constraints $p_{i0} \leq M(1 - z_{i1})$ and $p_{i\ell} \leq Mz_{i\ell}$ to build a valid mixed-integer reformulation. Note that despite the use of big- M constraints in such cases, we still enjoy an improved continuous relaxation compared to formulation (NAT).

We conclude this section with Proposition 4, which states that relaxation obtained in Corollary 1 is based on the closure of convex hull of X .

Proposition 4. *The set $\tilde{X} = \{(v, \mathbf{z}, p_0, \mathbf{p}, s) \in \mathbb{R} \times [0, 1]^\ell \times \mathbb{R}_+^{\ell+1} : (16a) - (16c)\}$ is an extended formulation for $\text{cl conv}(X)$.*

Proof. Let $\mathbf{1}_j = \sum_{k=1}^j \mathbf{e}_k$ be a vector where the first j elements are set to one, with the rest being zero. We write X as a disjunction of $\ell + 1$ sets $X = \bigcup_{j=0}^{\ell} X^j$, where

- $X^0 = \{(v^0, \mathbf{0}, s^0) : v^0 \leq b_1, \mathcal{L}(v^0) \leq s^0\}$,
- $X^j = \{(v^j, \mathbf{1}_j, s^j) : b_j \leq v^j \leq b_{j+1}, \mathcal{L}(v^j) \leq s^j\}$, $j = 1, \dots, \ell - 1$,
- $X^\ell = \{(v^\ell, \mathbf{1}, s^\ell) : b_\ell \leq v^\ell, \mathcal{L}(v^\ell) \leq s^\ell\}$.

Then $(v, \mathbf{z}, s) \in \text{conv}(X)$ if and only if the following system is feasible

$$v = \sum_{j=0}^{\ell} \alpha_j v^j, \quad s = \sum_{j=0}^{\ell} \alpha_j s^j, \quad (18a)$$

$$\mathbf{z} = \sum_{j=1}^{\ell} \alpha_j \mathbf{1}_j, \quad \mathbf{1}^\top \boldsymbol{\alpha} = 1, \quad \boldsymbol{\alpha} \geq 0 \quad (18b)$$

$$v^0 \leq b_1, \quad v^\ell \geq b_\ell, \quad (18c)$$

$$b_j \leq v^j \leq b_{j+1}, \quad j \in [\ell - 1], \quad (18d)$$

$$\mathcal{L}(v^j) \leq s^j, \quad j = 0, \dots, \ell. \quad (18e)$$

We project out $\boldsymbol{\alpha}$ as constraints (18b) imply $\alpha_0 = 1 - z_1$, $\alpha_j = z_j - z_{j+1}$, $j = 1, \dots, \ell - 1$ and

$\alpha_\ell = z_\ell$ and obtain the equivalent system

$$v = (1 - z_1)v^0 + \sum_{j=1}^{\ell} (z_j - z_{j+1})v^j + z_\ell v^\ell, \quad (19a)$$

$$(1 - z_1)\mathcal{L}(v^0) + \sum_{j=1}^{\ell-1} (z_j - z_{j+1})\mathcal{L}(v^j) + z_\ell\mathcal{L}(v^\ell) \leq s, \quad (19b)$$

$$v^0 \leq b_1, v^\ell \geq b_\ell, \quad (19c)$$

$$b_j \leq v^j \leq b_{j+1}, \quad j \in [\ell - 1], \quad (19d)$$

$$\mathbf{z} \in [0, 1]^\ell. \quad (19e)$$

Introducing $p_0 = b_1 - v^0, p^j = v^j - b_j, j \in [\ell]$, equivalent to shifted v^i , we rewrite the system

$$v = b_1 - (1 - z_1)p^0 + \sum_{i=1}^{\ell-1} [(z_j - z_{j+1})p^j + z_{j+1}(b_{j+1} - b_j)] + z_\ell p^\ell, \quad (20a)$$

$$(1 - z_1)\mathcal{L}(b_1 - p^0) + \sum_{j=1}^{\ell-1} (z_j - z_{i+j})\mathcal{L}(b_j + p^j) + z_\ell\mathcal{L}(b_\ell + p^\ell) \leq s, \quad (20b)$$

$$0 \leq p^0, 0 \leq p^\ell \quad (20c)$$

$$0 \leq p^j \leq b_{j+1} - b_j, \quad j \in [\ell - 1], \quad (20d)$$

$$\mathbf{z} \in [0, 1]^\ell. \quad (20e)$$

A final change of variables $p_0 = (1 - z_1)p^0, p_\ell = z_\ell p^\ell$, and $p_j = (z_j - z_{j+1})p^j + z_{j+1}(b_{j+1} - b_j)$ recovers the set \tilde{X} . \square

Proposition 4 implies that the strong convex relaxation (17) is exact for the single-observation fair training problem that arises when $m = 1$. Moreover, it is also exact for the single-factor problem when $n = 1$, which directly follows from the formulation of (FR1). To see that single-factor fair regression training reduces to optimization over a single set of type X , assuming $x_i \neq 0, i \in [m]$, we can formulate the problem as follows

$$\min_{w, \mathbf{z}} s + \lambda t \quad (21a)$$

$$\text{s.t. } \frac{1}{m_1} \sum_{i=1: a_i=1}^m z_j - \frac{1}{m} \sum_{i=1}^m \leq t, \quad j \in [\ell], \quad (21b)$$

$$(w - b_j/x_i) z_{ij} \geq 0, (b_j/x_i - w)(1 - z_{ij}) \geq 0, \quad i \in [m], j \in [\ell], \quad (21c)$$

$$\sum_{i=1}^m \mathcal{L}(x_i w) \leq s \quad (21d)$$

$$w \in \mathbb{R}, \mathbf{z} \in \{0, 1\}^{m \times \ell}. \quad (21e)$$

Constraints (21b)-(21e) can be represented by a single set of the form of X .

3 Coordinate descent algorithm

To complement the relaxations and mixed-integer optimization formulations introduced in §2, we propose a coordinate descent method tailored for the regularized fair regression problem that improves upon a given initial solution. Coordinate descent methods iteratively update one coordinate at a time by minimizing the objective function of the problem with respect to that coordinate while keeping all others fixed. The proposed methods can be used to tackle either (9) or (10) (with simple modifications); here, we present the discussion for problem (9).

Suppose after t iterations, we are given a model with regression coefficients \mathbf{w}^t . At iteration $t + 1$, coordinate k is updated by solving the following problem with all other coordinates $p \neq k$ remaining fixed:

$$w_k^{t+1} \in \arg \min_{w_k \in \mathbb{R}} F(w_k) := \sum_{i=1}^m \mathcal{L}(w_k x_{ik} + \sum_{p \neq k} w_p^t x_{ip}) + \lambda R(w_k), \quad (22)$$

where $R(w_k)$ is the fairness regularizer

$$R(w_k) = \min_{\mathbf{z}} \max_{j \in [\ell]} \left| \frac{1}{m_1} \sum_{i=1: a_i=1}^m z_{ij} - \frac{1}{m} \sum_{i=1}^m z_{ij} \right| \quad (23a)$$

$$\text{s.t. } (w_k x_{ik} + \sum_{p \neq k} w_p^t x_{ip} - b_j) z_{ij} \geq 0, \quad i \in [m], j \in [\ell], \quad (23b)$$

$$(w_k x_{ik} + \sum_{p \neq k} w_p^t x_{ip} - b_j)(1 - z_{ij}) \leq 0, \quad i \in [m], j \in [\ell], \quad (23c)$$

$$\mathbf{z}_{ij} \in \{0, 1\}^{m \times \ell}. \quad (23d)$$

To solve (22) efficiently, we use Proposition 5 which states that the solution w_k^{t+1} is found by either ignoring fairness, or is equal to $\tilde{b}_{ij} = (b_j - \sum_{p \neq k} w_p^t x_{ip})/x_{ij}$ for some $i \in [m], j \in [\ell]$. We then obtain a simple coordinate descent algorithm: given a solution \mathbf{w}^t and coordinate direction k , first compute $\tilde{b}_{ij}, i \in [m], j \in [\ell]$, and set w_k^{t+1} to the best solution among these points and the unconstrained solution that ignores fairness.

Proposition 5. *Let $w_{\text{nofair}} = \arg \min_{w_k} \sum_{i=1}^m \mathcal{L}(w_k x_{ik} + \sum_{p \neq k} w_p^t x_{ip})$ be the minimizer of the loss function along direction k with no fairness regularization. Then, there exists a minimizer w_k^{t+1} to (22) such that:*

$$w_k^{t+1} = \arg \min_{w_k \in \tilde{B} \cup \{w_{\text{nofair}}\}} F(w_k),$$

where $\tilde{B} = \left\{ \tilde{b}_{ij} = (b_j - \sum_{p \neq k} w_p^t x_{ip}) / x_{ik} : i \in [m], j \in [\ell], x_{ij} \neq 0 \right\}$.

Proof. Let $\tilde{b}_{[s]}$ be the s -th smallest element of \tilde{B} and define a partition of the real line, $\tilde{b}_{[1]} < \tilde{b}_{[2]} < \dots < \tilde{b}_{[|\tilde{B}|]}$. The minimizer of (22) must also be a minimizer for one of the finite sub-intervals

defined by the partition. Let w_{ks}^* by the best solution over sub-interval $[\tilde{b}_{[s]}, \tilde{b}_{[s+1]}]$:

$$w_{ks}^* = \arg \min_{w_k \in [\tilde{b}_{[s]}, \tilde{b}_{[s+1]}]} F(w_k). \quad (24)$$

Then solving (22) is equivalent to

$$w_k^{t+1} = \arg \min_{w_{ks}^*: s \in [\tilde{B}]} F(w_{ks}^*). \quad (25)$$

To solve (24), we first rewrite the constraints (23b) and (23c) in terms of \tilde{b}_{ij} :

$$(w_k - \tilde{b}_{ij})x_{ik}z_{ij} \geq 0, \quad i \in [m], j \in [\ell], \quad (26a)$$

$$(w_k - \tilde{b}_{ij})x_{ik}(1 - z_{ij}) \leq 0, \quad i \in [m], j \in [\ell]. \quad (26b)$$

Given $w_k \in (\tilde{b}_{[s]}, \tilde{b}_{[s+1]})$, the sign of $(w_k - \tilde{b}_{ij})$ is constant and nonzero and thus by constraints (26a) and (26b), there are unique values $z_{ij} \in \{0, 1\}$ feasible for (23). Therefore, $R(w_k)$ is equal to some constant c_s in the interior of each sub-interval. A similar argument is made for the open intervals $(-\infty, \tilde{b}_{[1]})$ and $(\tilde{b}_{[\tilde{B}]}, \infty)$.

Now consider $R(w_k)$ evaluated at a boundary points $\tilde{b}_{[s]}$. When $w_k = \tilde{b}_{[s]}$, \mathbf{z} is no longer completely determined by w_k as z_{ij} associated with $\tilde{b}_{[s]}$ is free to be zero or one. The additional freedom in z_{ij} implies that $R(\tilde{b}_{[s]}) \leq c_s$. Similarly, we have that $R(\tilde{b}_{[s+1]}) \leq c_s$, implying that the minimum of R on the sub-interval is on the boundary points. Finally, by convexity, the minimum of \mathcal{L} on sub-interval $[\tilde{b}_{[s]}, \tilde{b}_{[s+1]}]$ must be at one of the boundary points, or w_{nofair} if the global minimizer of \mathcal{L} is in the sub-interval. Thus, we have

$$\min_{w_k \in [\tilde{b}_{[s]}, \tilde{b}_{[s+1]}]} F(w_k) = \begin{cases} \min \left(F(\tilde{b}_{[s]}), F(\tilde{b}_{[s+1]}) \right), & \text{if } w_{\text{nofair}} \notin (\tilde{b}_{[s]}, \tilde{b}_{[s+1]}) \\ \min \left(F(\tilde{b}_{[s]}), F(\tilde{b}_{[s+1]}), F(w_{\text{nofair}}) \right), & \text{else.} \end{cases}$$

Therefore, it suffices to evaluate F at each boundary point \tilde{b} , as well as w_{nofair} to solve (25). \square

Each iteration of Algorithm 1 requires one oracle call to obtain the solution to the univariate vanilla regression problem to obtain w_{nofair} , and $\mathcal{O}(m \times \ell)$ operations to evaluate F at every point in \tilde{B} .

4 Algorithms, comparisons and extensions

Using relaxations, mixed-integer optimization, and coordinate descent methods discussed in §2 and 3, we propose three methodologies that balance solution quality and run time. First, in §4.1, we present an overview of these three approaches. Next, in §4.2, we discuss the special case with $\ell = 1$, which has received more attention in the literature, and compare it with existing approaches. Finally, in §4.3, we discuss additional extensions of the proposed methods.

Algorithm 1 Coordinate descent for fair regression.

Input: $\{\mathbf{x}_i, y_i, a_i\}_{i=1}^m$ data; $\{b_j\}_{j=1}^\ell$ breakpoints; λ regularization strength; \mathbf{w}^0 initial solution;

Output: \mathbf{w}^{CD} coordinate-wise local optimal solution

$t \leftarrow 0$

while \mathbf{w}^t is not coordinate-wise locally optimal **do**

 Select coordinate $k \in [n]$

$\tilde{B} \leftarrow \left\{ (b_{ij} - \sum_{p=1, p \neq k}^n w_p^t x_{ip}) / x_{ik} : i \in [n], j \in [\ell], x_{ij} \neq 0 \right\}$

$w_{\text{nofair}} \leftarrow \arg \min_{w_k} \sum_{i=1}^m \mathcal{L} \left(w_k x_{ik} + \sum_{j=1; j \neq p}^n w_p^t x_{ip} \right)$

$w_k^{t+1} \leftarrow \arg \min_{w_k \in \tilde{B} \cup \{w_{\text{nofair}}\}} F(w_k)$

$t \leftarrow t + 1$

end while

$\mathbf{w}^{\text{CD}} \leftarrow \mathbf{w}^t$

4.1 Overview of proposed algorithms

The choice of the appropriate method depends on the size of the training data and the granularity of the discretization. All three methods leverage the convex hull of X , as presented in Proposition 4, as a fundamental tool. Below, we summarize the methods in order of increasing computational cost.

4.1.1 Convex relaxation

This approach calls for solving the convex relaxation (17) to optimality and directly using regression coefficients \mathbf{w}^* as the estimator. Since this method only requires solving a single convex relaxation, it can be efficiently handled using off-the-shelf solvers (e.g., solving instances with $m = 2,000$ observations in about five seconds), and it is particularly effective at promoting fairness. In our experiments with real data presented in §5.3, we demonstrate that it is an order of magnitude faster than alternative methods in the literature, while producing estimators with comparable or superior quality.

4.1.2 Convex relaxation + coordinate descent

While the convex relaxation methods discussed in §4.1.1 are effective in promoting fairness, they may struggle to produce estimators \mathbf{w} satisfying statistical parity, that is, where $\widehat{\text{DP}}(\mathbf{w}) \approx 0$ as the convex relaxation tends to underestimate $\widehat{\text{DP}}$. In such cases, coordinate descent methods (Algorithm 1) may offer promising alternative. Although computationally more expensive than solving a single convex relaxation, coordinate descent methods scale efficiently to problems with thousands of data points and exactly evaluate the value of $\widehat{\text{DP}}$ in the objective. However, the quality of the estimator depends on the initial point. In our experiments in §5.2.2, we show that initializing coordinate descent with the optimal solution of the strong convex relaxation (17) produces better in-sample estimators than using other natural starting points. Moreover, in our experiments with real data in §5.3, we find that coordinate descent methods initialized with the solution of the convex

relaxation tend to result in better estimators out-of-sample as well. Coordinate descent is able to produce models with very high levels of fairness, which the standalone convex relaxation may fail to accomplish. Given that the computational cost of solving the convex relaxation (17) is negligible relative to the overall cost of coordinate descent, we recommend solving the relaxation first to provide a strong starting point.

4.1.3 Mixed-integer optimization

The third and the most computationally intensive approach is solving a mixed-integer optimization problem by adding integrality constraints and potentially big- M constraints to formulation (17). Our experiments in §5.2.1 show that this method is much faster and effective in reducing the optimality gaps when compared with mixed-integer optimization methods based on natural big- M formulation (NAT). Moreover, in experiments with small synthetic instances, we observe that exact methods produce better estimators (both in-sample and out-of-sample) than alternatives based on relaxations or coordinate descent, particularly in settings where fairness is more important than accuracy. However, despite the advancement presented in this paper, solving instances with $m > 100$ remains a daunting task. The faster approaches discussed in §4.1.1 and §4.1.2 are currently more practical and preferable for large instances.

4.2 Fair classification metrics

Most techniques proposed for training fair models have been focused on optimizing under constraints defined by fair *classification* metrics, that is, $\widehat{\text{DP}}_\ell$ with $\ell = 1$. In this context, empirical distance from demographic parity simplifies to

$$\widehat{\text{DP}}_1 = \left| \frac{1}{m_1} \sum_{i=1:a_i=1}^m \mathbb{1}(\mathbf{w}^\top \mathbf{x}_i > 0) - \frac{1}{m_0} \sum_{i=1:a_i=0}^m \mathbb{1}(\mathbf{w}^\top \mathbf{x}_i > 0) \right|, \quad (27)$$

where we assume $b_1 = 0$ for simplicity. In this section, we compare the proposed strong extended relaxation with convex proxy methods from the literature designed for $\widehat{\text{DP}}_1$.

4.2.1 Comparison with the literature

A popular approach in the literature to incorporate $\widehat{\text{DP}}_1$ into a fair regression problem is to design a convex approximation of the indicator function used in (27) and obtain a model by solving a proxy convex optimization problem. Zafar et al. (2017) consider approximating $\mathbb{1}(\mathbf{w}^\top \mathbf{x}_i > 0)$ with the linear term itself, $\mathbf{w}^\top \mathbf{x}_i$, giving rise to the following approximation of $\widehat{\text{DP}}_1$ (27):

$$\widehat{\text{DP}}_1^{\text{linear}} = \left| \frac{1}{m_0} \sum_{i=1:a_i=0}^m \mathbf{w}^\top \mathbf{x}_i - \frac{1}{m_1} \sum_{i=1:a_i=1}^m \mathbf{w}^\top \mathbf{x}_i \right|.$$

As pointed out by (Olfat and Aswani 2018), this approximation is closely related to the relaxation of the formulation (NAT). Consider the system of inequalities:

$$-M(1 - z_i) \leq \mathbf{w}^\top \mathbf{x}_i \leq Mz_i, \quad i \in [m], \quad (28a)$$

$$\left| \frac{1}{m_1} \sum_{i=1:a_i=1}^m z_i - \frac{1}{m_0} \sum_{i=1:a_i=0}^m z_i \right| \leq t. \quad (28b)$$

Rearranging the big- M constraints as $\frac{1}{M}\mathbf{w}^\top \mathbf{x}_i \leq z_i \leq \frac{1}{M}\mathbf{w}^\top \mathbf{x}_i + 1$, we see that the above system of inequalities simply reduces to the following condition:

$$\left| \frac{1}{m_1} \sum_{i=1:a_i=1}^m \mathbf{w}^\top \mathbf{x}_i - \frac{1}{m_0} \sum_{i=1:a_i=0}^m \mathbf{w}^\top \mathbf{x}_i \right| \leq \tilde{t},$$

where $\tilde{t} = M(t - 1)$ and the approximation of Zafar et al. (2017) is recovered.

The convex approximation proposed by Wu et al. (2019) uses convex and concave surrogate functions to approximate the indicators for both sides of the absolute function separately. Given $\kappa(v)$ and $\delta(v)$, convex surrogates for the indicator functions $\mathbb{1}(v > 0)$ and $-\mathbb{1}(v > 0)$ respectively, the non-linear convex approximation of $\widehat{\text{DP}}_1$ (27) is given by:

$$\begin{aligned} \widehat{\text{DP}}_1^{\text{convex}} = \min t \quad \text{s.t.} \quad & \frac{1}{m_1} \sum_{i=1:a_i=1}^m \kappa(\mathbf{w}^\top \mathbf{x}_i) + \frac{1}{m_0} \sum_{i=1:a_i=0}^m \kappa(-\mathbf{w}^\top \mathbf{x}_i) - 1 \leq t, \\ & \frac{1}{m_1} \sum_{i=1:a_i=1}^m \delta(\mathbf{w}^\top \mathbf{x}_i) + \frac{1}{m_0} \sum_{i=1:a_i=0}^m \delta(-\mathbf{w}^\top \mathbf{x}_i) + 1 \leq t. \end{aligned}$$

Hinge functions $\kappa(v) = \max(0, v+1)$ and $\delta(v) = \min(1, v)$ are commonly utilized surrogate functions Wu et al. (2019). One can also connect this technique to formulation (NAT) by adding bound constraints $\mathbf{0} \leq \mathbf{z} \leq \mathbf{1}$ to the system of inequalities (28). Combining big- M constraints and variable bounds, one can rewrite the conditions on \mathbf{z} as

$$\max(0, \frac{1}{M}\mathbf{w}^\top \mathbf{x}_i) \leq z_i \leq \min(0, \frac{1}{M}\mathbf{w}^\top \mathbf{x}_i) + 1.$$

By using the transformation $\max(0, x) = -\min(0, -x)$ and the above tighter lower and upper bounds reveals that the system of equations (28) with the additional bound constraints $\mathbf{0} \leq \mathbf{z} \leq \mathbf{1}$ is equivalent to

$$\frac{1}{m_1} \sum_{i=1:a_i=1}^m \frac{1}{M} \max(0, \mathbf{w}^\top \mathbf{x}_i) + \frac{1}{m_0} \sum_{i=1:a_i=0}^m \frac{1}{M} \max(0, -\mathbf{w}^\top \mathbf{x}_i) - 1 \leq t.$$

Notice that we can also write the above in terms of min functions

$$-\frac{1}{m_1} \sum_{i=1:a_i=1}^m \frac{1}{M} \min(0, -\mathbf{w}^\top \mathbf{x}_i) + \frac{1}{m_0} \sum_{i=1:a_i=0}^m \frac{1}{M} \min(0, \mathbf{w}^\top \mathbf{x}_i) + 1 \leq t.$$

The above analysis shows that continuous relaxation of (NAT) is equivalent to the approximation proposed by Wu et al. (2019) with a shifted and scaled hinge function used as a convex surrogate for the indicator: $\kappa(v) = \frac{1}{M} \max(0, v)$ and $\delta(x) = \frac{1}{M} \min(0, -x)$.

The approximations $\widehat{\text{DP}}_1^{\text{linear}}$ and $\widehat{\text{DP}}_1^{\text{convex}}$ are similar to continuous relaxations of (NAT), where instead of using a large enough constant for a valid (but ultimately weak) relaxation, M is shrunk and used as a hyperparameter to promote fairness. These approaches are in contrast with the approach discussed in §4.1.1, which is based on provable (and stronger) relaxations. Crucially, the relaxation (17) exploits the non-linear objective, allowing for a convexification that considers fairness and accuracy simultaneously.

We illustrate this difference by considering a two-dimensional toy dataset generated according to the procedure outlined in Zafar et al. (2017), which we detail in Appendix A.2. Figure 2 shows the objective of the regularized fair logistic regression problem for different convex approximations as w_1 varies, while the second coordinate is fixed, $w_2 = 0$. We visually compare the true objective with the objectives of Zafar et al. (2017), Wu et al. (2019), and the proposed convex relaxation (17) as the weight for the fairness regularization, λ , increases. For the convex approximation of Wu et al. (2019), the hinge function is used as a surrogate for the indicator, as suggested in their paper.

Figure 2 shows that the strong relaxation follows the shape of the true objective more closely than the convex approximations. The minimizer of the Zafar et al. (2017) and Wu et al. (2019) approximations is close to the trivially fair and uninformative solution obtained by $\mathbf{w} = \mathbf{0}$. Meanwhile, the minimizer for the strong convex relaxation is able to achieve a better trade-off between fairness and accuracy for all regularization strengths. Note that since the plots consider only a single variable, if we were to solve the one-sided fairness problem (6), then by Proposition 4, the strong relaxation would be ideal, thus exactly matching the true objective.

4.2.2 Improved method for out-of-sample performance

In our experiments, we observed that imposing constraints such as $\widehat{\text{DP}}_1 \leq t$ can lead to solutions with poor out-of-sample performance. The resulting models, obtained by solving the non-convex problems exactly or via convex relaxations/coordinate descent, tend to produce models where $|\mathbf{w}^\top \mathbf{x}_i|$ is close to 0 for multiple data points $i \in [m]$. Consequently, even small perturbations in the input vector \mathbf{x}_i can cause the sign of the prediction $\mathbf{w}^\top \mathbf{x}_i$ to flip. This means seemingly fair estimators may actually violate statistical parity under slight perturbations, leading to poor out-of-sample performance. Interestingly, the convex proxies proposed by Zafar et al. (2017) and Wu et al. (2019) implicitly address this phenomenon. By approximating the discrete fairness constraints, these methods introduce larger penalizations or rewards as the distance of predictions from 0. This results in less ambiguous estimators in-sample and better out-of-sample performance.

The generalization properties of estimators based on good approximations of constraint $\widehat{\text{DP}}_1 \leq t$

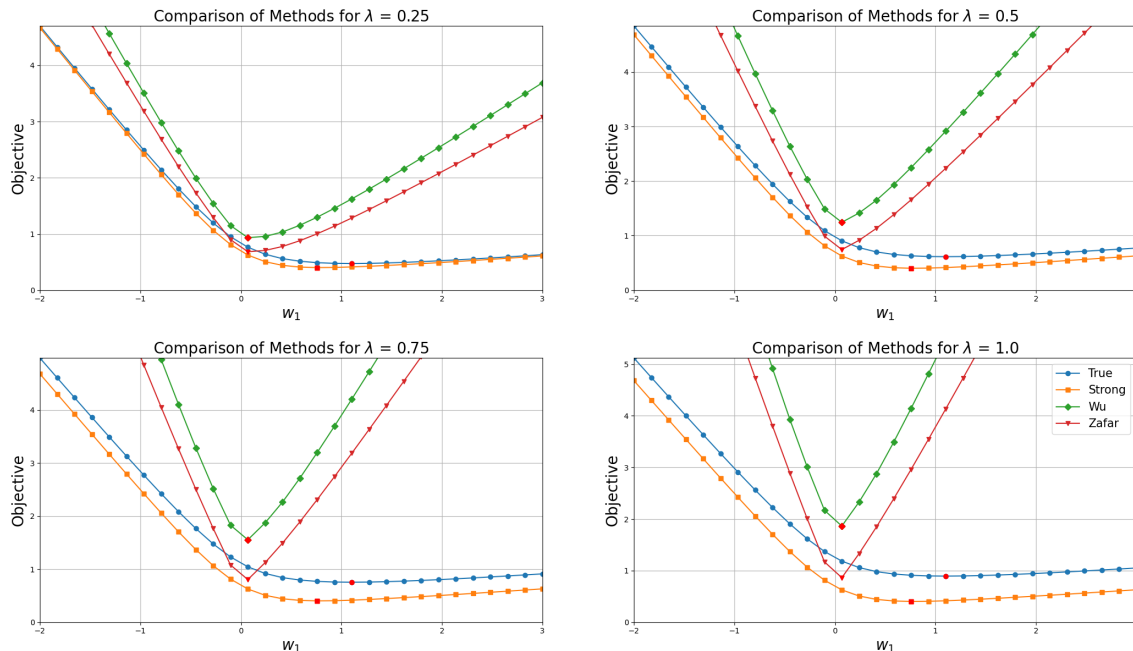


Figure 2: Regularized fair logistic regression objective for the true problem, strong convex relaxation (17), and convex approximations of Zafar et al. (2017) and Wu et al. (2019) for varying regularization weights (λ).

can be further improved with a simple yet effective trick: even when fairness with respect to a single threshold $b = 0$ is desired, we train the model with respect to a number of equally-spaced thresholds $\{-b_{\lfloor \ell/2 \rfloor}, -b_{\lfloor \ell/2 \rfloor - 1}, -b_1, 0, b_1, \dots, b_{\lfloor \ell/2 \rfloor - 1}, b_{\lfloor \ell/2 \rfloor}\}$. Introducing these artificial thresholds encourages estimators to maintain a larger margin around the threshold 0. Our computational experiments in §5.3.2 show that applying this trick when solving the convex relaxation (17) results in estimators with superior out-of-sample performance compared to the convex proxies of Zafar et al. (2017) and Wu et al. (2019).

4.3 Extensions

Thanks to the modeling power of mixed-integer optimization, various modifications to problems (8)-(10) can be seamlessly incorporated. A natural extension is the addition of regularization terms,

resulting in optimization problems of the form

$$\min_{\mathbf{w} \in \mathbb{R}^n} \sum_{i=1}^m \mathcal{L}(\mathbf{w}^\top \mathbf{x}_i, y_i) + \mu \sum_{\ell=1}^n r(w_\ell) \tag{29a}$$

$$\text{s.t. } \max_{j \in [\ell]} \left| \frac{1}{m_1} \sum_{i=1: a_i=1}^m \mathbb{1}(\mathbf{w}^\top \mathbf{x}_i > b_j) - \frac{1}{m} \sum_{i=1}^m \mathbb{1}(\mathbf{w}^\top \mathbf{x}_i > b_j) \right| \leq \epsilon, \tag{29b}$$

where $\mu \geq 0$ and $r : \mathbb{R} \rightarrow \mathbb{R}_+$ is a suitable regularization function. Common choices of r are the ridge penalty (Hoerl and Kennard 1970) with $r(w_\ell) = w_\ell^2$, which induces robustness, the ℓ_1 penalty (Tibshirani 1996) with $r(w_\ell) = |w_\ell|$, which promotes sparsity, and the MCP/reverse Huber penalty/perspective regularization (Xie and Deng 2020, Dong et al. 2018, Zhang 2010) with $r(w_\ell; d) = \min_{0 \leq \zeta \leq 1} w_\ell^2 / \zeta + d\zeta$ for some parameter $d > 0$, which induces both robustness and sparsity. When the regularization function r is convex, as is the case for the ridge, ℓ_1 and MCP/reverse Huber examples, it can be directly incorporated into the objective of (17) to yield strong convex relaxations.

Although we focus on demographic parity, the proposed methods are flexible and can accommodate notions of fairness based on conditional distributions over predictions (Rychener et al. 2022), such as equal opportunity and equalized odds. Another flexibility is the norm used to measure deviations from perfect fairness. Notice that (1) corresponds to the L_∞ norm of the difference between the conditional and marginal cumulative distribution, also called the Kolmogorov-Smirnov statistic (Agarwal et al. 2019). Other common norms that could be considered are the L_1 norm (corresponding to Wasserstein distance (Ye et al. 2024)) and the squared L_2 norm (corresponding to Cramér distance (Rychener et al. 2022)).

Finally, the problem formulation can easily be adapted to generalized linear models (Nelder and Wedderburn 1972), other measures of fairness, as well as accommodate multiple protected classes with minimal changes. Generalized linear models make predictions by transforming the linear output $\mathbf{w}^\top \mathbf{x}$ by means of a function g : $\hat{y} = g^{-1}(\mathbf{w}^\top \mathbf{x})$. Generalized linear models go beyond labels that are real-valued, and can handle binary, categorical, and count outcomes, covering ubiquitous models such as least squares, logistic, multiclass, and Poisson regression. The only change required to accommodate a generalized linear model is to use indicators over non-linear inequalities to compute empirical fairness: $\mathbb{1}(g^{-1}(\mathbf{w}^\top \mathbf{x}_i) > b)$, which can be conveniently linearized by converting the condition to an equivalent linear one, $\mathbb{1}(\mathbf{w}^\top \mathbf{x}_i > g(b))$.

5 Computational experiments

In this section, we present computational experiments to test the optimization and empirical performance of the fair regression models trained using the three proposed approaches described in §4: the mixed integer formulation, the strong convex relaxation, and coordinate descent. First, we describe the synthetic and real datasets used for experimental results in §5.1. Then, in §5.2, we present numerical results on synthetic data comparing the optimization performance of the proposed methodologies for least squares regression with each other and the (NAT) formulation. Our findings

indicate that although the branch-and-bound produces high-quality results, it does not currently scale beyond small instances. In contrast, the relaxation and coordinate descent methods promote fairness in a fraction of the time. In §5.3, we present results on real datasets for both least squares and logistic regression, comparing the relaxation and coordinate descent with the state-of-the-art approaches from the literature. All experiments were run in Python 3.11 using Gurobi 10.0.0 solver for least squares regression problems and MOSEK 10.2.3 for logistic regression problems with a one-hour time limit.

5.1 Datasets

We describe the synthetic and real datasets used to perform experiments.

Synthetic data. We generate a synthetic dataset following the method outlined in Ye et al. (2024). For a given number of features n , the data is generated from $y = \mathbf{w}^\top \mathbf{x} + \varepsilon$ with the first $\lfloor n/2 \rfloor$ elements of \mathbf{w} sampled i.i.d from $\text{Unif}(-1, 0)$ and the next $\lfloor n/2 \rfloor$ elements sampled i.i.d. from $\text{Unif}(0, 10)$. The last element is set to zero, $w_n = 0$. Given a population size m , the first $\lceil 3m/4 \rceil$ observations are assigned sensitive attribute $a = 0$, and the remainder minority population $a = 1$. Labels are scaled to a normalized range $[0, 1]$. We fix the number of features to be $n = 10$ and for each $m \in \{15, 30, 50, 100\}$ observations, we generate five random instances.

Real data for least squares models.

- *Communities & Crime* (Redmond 2009): This dataset contains 127 features measuring socio-economic, law enforcement, and crime statistics for 1994 communities in the United States. The objective is to build a model that predicts the rate of violent crimes per 100,000 population, with race as the sensitive attribute.
- *Law School* (Wightman 1998): A dataset of 20,649 records of law school students, tracking their GPA (normalized to be in $[0, 1]$) and 12 features related to students' profile. The goal is to build a model that accurately predicts an applicant's GPA after enrollment while maintaining fairness with respect to race. Following the experimental set-up of Agarwal et al. (2019), we perform experiments on the entire dataset and a subsampled version, which is generated by randomly sampling 2,000 observations.

Real data for logistic regression models.

- *Adult* (Becker and Kohavi 1996): A dataset comprised of 103 socioeconomic features per individual. The objective is to accurately predict the probability of an individual having an annual salary that exceeds \$50k while maintaining fairness with respect to sex. We randomly sample 2,000 observations.
- *CelebA* (Liu et al. 2015): This dataset consists of feature vectors of $n = 38$ binary features associated with celebrity images to predict whether the image is of someone smiling or not. Sex is used as the protected feature. We randomly sample 1,000 observations.

Each dataset is randomly split evenly into training and testing sets.

5.2 Computational performance of proposed formulations and algorithms

In this section, our goal is to evaluate how effectively the proposed methods can solve or approximate the fair regression problem (9). Here we focus on solution time and objective value, and defer the study of the statistical out-of-sample performance to §5.3. As the exact mixed-integer optimization formulations do not scale to $m \approx 1,000$, the computations in this section are performed on synthetic datasets with fewer observations. To this end, we conduct a series of experiments focused on solving a least squares regression problem with fairness regularization using the proposed methods. The thresholds used to approximate exact fairness are $b_{i+1} = i \times (1/40), i = 0, \dots, 40$, creating 40 equispaced intervals in $[0, 1]$ used to measure fairness by $\widehat{\text{DP}}_{41}$.

Methods In this section, we test the fair regression estimators \mathbf{w} obtained by the following methods:

- **Big-M**: the natural mixed-integer (NAT) formulation (13).
- **MICQ0**: the mixed integer conic quadratic strong formulation described in §4.1.3 for least squares regression.
- **Relax**: the proposed strong convex relaxation (17) described in §4.1.1.
- **CD-relax**: coordinate descent described in §4.1.2 initialized with the solution obtained by Relax.
- **CD-acc**: coordinate descent initialized with the solution to the vanilla least squares regression problem (most accurate but not fair).
- **CD-fair**: the coordinate descent algorithm initialized with the trivially fair solution, $\mathbf{w} = \mathbf{0}$ (most fair but not accurate).

Since there is randomness in the coordinate-wise locally optimal solutions found by coordinate descent, we solve coordinate descent for each instance with the same initial solution five times with different random seeds and record the best solution obtained.

5.2.1 MIO formulations

The first set of experiments compares the optimization performance of **Big-M** and **MICQ0**. In Table 1, we report the averages of the following measurements for 20 instances per row (five per value of m): **root gap**, calculated as $(\text{obj}_{\text{UB}} - \text{obj}_{\text{relax}}) / \text{obj}_{\text{UB}}$, which is the relative gap between the continuous relaxation of the formulation and the best-known objective, the **end gap** reported by the solver after the time limit has been reached, the **time** the solver took to perform branch-and-bound in seconds, and the number of branch and bound **nodes** explored within the time limit.

The experiments show that the problem becomes harder to solve as greater fairness is demanded from the model. Unsurprisingly, the **Big-M** root gap is large, over 50% for almost all instances,

which negatively affects the performance of the branch-and-bound algorithm. The evidence of poor branch-and-bound performance is seen in the excessive run times and node count. MICQO shows a substantial improvement over the Big-M formulation. It has a significantly stronger relaxation at the root node, with an average root gap of 16.9%, compared to 76.9% for Big-M, resulting in smaller branch-and-bound trees and faster run times to prove optimality. The average end gap of 4.9% reveals that the best solution is of high quality even for instances where optimality is not verified within the time limit. Note that the root gap for the strong convex relaxation of MICQO is obtained in merely 0.25 seconds on average and is already substantially smaller than the end gaps of the big-M method. This suggests that the strong convex relaxation model may have statistical merit on its own, which we demonstrate in subsequent experiments presented in this section.

Table 1: Performance of Big-M and MICQO for fair linear regression: synthetic data.

| λ | Big-M | | | | MICQO | | | |
|------------|--------------|--------------|--------------|-------------------|--------------|-------------|--------------|----------------|
| | Root Gap | End Gap | Time | Nodes | Root Gap | End Gap | Time | Nodes |
| 0.01 | 45.3% | 2.1% | 487 | 4,010,293 | 1.9% | 0.0% | 252 | 223,581 |
| 0.02 | 60.8% | 9.0% | 1,654 | 19,895,563 | 5.4% | 0.7% | 908 | 1,079,684 |
| 0.04 | 73.2% | 19.1% | 2,040 | 20,405,258 | 8.3% | 1.9% | 950 | 902,741 |
| 0.05 | 76.6% | 28.4% | 2,681 | 29,063,625 | 11.3% | 2.6% | 1,212 | 1,058,541 |
| 0.06 | 78.8% | 30.7% | 2,759 | 28,508,133 | 13.1% | 2.9% | 1,507 | 1,447,340 |
| 0.08 | 81.5% | 38.1% | 3,023 | 32,654,651 | 14.0% | 4.0% | 1,673 | 1,284,442 |
| 0.10 | 83.4% | 47.4% | 3,196 | 35,020,673 | 16.0% | 4.6% | 1,803 | 1,275,695 |
| 0.20 | 87.7% | 55.3% | 3,147 | 28,630,313 | 22.9% | 8.6% | 1,625 | 683,419 |
| 0.30 | 89.5% | 62.8% | 3,295 | 29,468,759 | 31.2% | 10.8% | 1,555 | 507,315 |
| 0.50 | 91.7% | 73.6% | 3,600 | 31,892,472 | 45.5% | 12.7% | 1,611 | 437,835 |
| Avg | 76.9% | 36.6% | 2,588 | 25,954,974 | 16.9% | 4.9% | 1,310 | 890,059 |

5.2.2 Coordinate descent

Despite the improvement over the basic big-M formulation, MICQO is still computationally expensive for small instances with $n = 10$, $m = 100$. Motivated by the small relaxation gap for the strong formulation, we investigate the ability of the coordinate descent method to improve heuristically obtained solutions as an alternative to branch-and-bound. Table 2 reports the **optimality gaps** for fair regression by the convex relaxation, coordinate descent algorithm, and the strong MIO formulation. The optimality gap is the relative gap between the best-known lower bound for the problem and the upper bound found by some model \mathbf{w} : $(\text{obj}_{\mathbf{w}} - \text{obj}_{\text{LB}})/\text{obj}_{\mathbf{w}}$. On average, coordinate descent terminates within two seconds.

Table 2 confirms increasing difficulty in providing provably high-quality solutions as the fairness requirement becomes more stringent. We observe that coordinate descent is able to substantially improve upon an initial solution: CD-relax halves the optimality gap achieved by Relax. The initial solution used as input to the coordinate descent algorithm affects the quality of the outputted model. A consistent pattern is observed: CD-relax dominates CD-acc, which itself dominates

CD-fair. MICQO results in higher-quality solutions, achieving an average optimality gap $3\times$ less than the second best method CD-relax, but is substantially more expensive even in datasets with few datapoints.

Table 2: Optimality gaps with convex relaxation, coordinate descent starts, and branch-and-bound. Relax and CD-relax terminate within 0.25 seconds and two seconds respectively, while MICQO may hit the one-hour time limit. CD-relax achieves an attractive trade-off between quality and computational time.

| λ | Relax% | CD-fair% | CD-acc% | CD-relax% | MICQO% |
|------------|-------------|-------------|-------------|-------------|------------|
| 0.01 | 7.9 | 6.3 | 3.5 | 2.1 | 0.0 |
| 0.02 | 13.4 | 9.0 | 5.9 | 4.1 | 0.7 |
| 0.04 | 19.5 | 13.6 | 10.0 | 7.8 | 1.9 |
| 0.05 | 24.0 | 16.1 | 10.9 | 8.6 | 2.6 |
| 0.06 | 24.6 | 16.3 | 11.9 | 9.3 | 2.9 |
| 0.08 | 26.3 | 22.2 | 17.0 | 13.3 | 4.0 |
| 0.10 | 32.1 | 23.9 | 21.7 | 15.8 | 4.6 |
| 0.20 | 44.1 | 37.1 | 31.0 | 24.6 | 8.6 |
| 0.30 | 50.0 | 57.5 | 38.3 | 28.9 | 10.8 |
| 0.50 | 56.2 | 65.4 | 44.2 | 36.5 | 12.7 |
| Avg | 29.8 | 26.7 | 19.4 | 15.1 | 4.9 |

In Figure 3, we show the disaggregated objective terms measuring accuracy (mean squared error) and fairness ($\widehat{\text{DP}}_{41}$) of various models on instances with $m = 100$, as they are the most challenging. Methods that outperform others in terms of optimality gap in Table 2, also excel in both accuracy and fairness. Although MICQO produces the best models in terms of solution quality, it requires substantial computation time, often reaching the one-hour time limit. In contrast, CD-relax achieves high-quality solutions in a few seconds, making it a more practical choice for larger problems. Similarly, Relax obtains solutions that perform well in regimes with milder fairness requirements, an order of magnitude faster than CD-relax; nonetheless, Relax struggles to produce estimators with $\widehat{\text{DP}}_{41} < 0.07$. The limitation of convex approximations, which are often too relaxed to enforce stringent fairness levels, has been highlighted in Lohaus et al. (2020).

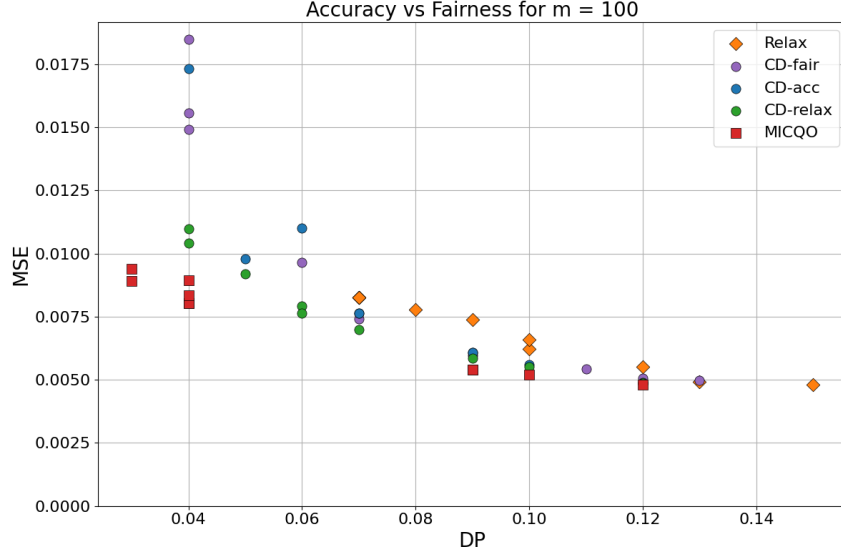


Figure 3: Accuracy (MSE) vs. fairness (\widehat{DP}_{41}) on synthetic data. MICQO achieves the best trade-off between accuracy and fairness but requires considerable computation time, often hitting the imposed one-hour time limit. On the other hand, CD-relax produces solutions that approach the quality of those attained by MICQO within seconds.

5.3 Experiments with real benchmark data

In this section, we evaluate the proposed methodologies for training fair regression models on real data and compare their statistical performance with the state-of-the-art methods from the literature. We present results for least squares regression in §5.3.1 and for logistic regression in §5.3.2. Additionally, in §5.3.3, we compare our methods discussed in §4.2.2 with approximations from the literature for the special case of $\ell = 1$.

Methods We consider the following methods for real data experiments:

- **Relax**: the strong convex relaxation.
- **Relax + L_2** and **Relax + Sparse**: the strong convex relaxation with L_2 regularization and the strong convex relaxation with perspective regularization, as discussed in §4.3.
- **CD-relax** and **CD-relax + L_2** : coordinate descent with and without L_2 regularization.
- **FR-Reduction**: the reduction-based algorithm for fair regression introduced by Agarwal et al. (2019).
- **Linear-Approx** and **Convex-Approx**: the approximations for \widehat{DP}_1 proposed by Zafar et al. (2017) and Wu et al. (2019) respectively discussed in §4.2.1.

We evaluate the performance of the different methodologies by comparing the accuracy and fairness scores achieved by each model. To measure accuracy, we evaluate the **relative loss increase**, which represents the increase in loss relative to the vanilla regression model (the most accurate but least fair model), computed as $100 \times \frac{\text{loss} - \text{loss}_{\text{unfair}}}{\text{loss}_{\text{unfair}}}$. This metric quantifies the additional error incurred by imposing fairness over the baseline. We also present both $\widehat{\text{DP}}_\ell$ and $\widehat{\text{DP}}$ as defined in (4) to evaluate the model fairness scores.

5.3.1 Fair least squares regression

We evaluate the performance of the proposed heuristic **Relax** on two real datasets commonly used to test fair least squares regression and compare with **FR-Reduction**. Specifically, we consider constrained fairness problems of the type (3), and compare models solved by **Relax** and **FR-Reduction** for the same ϵ values. We solve two additional convex relaxations, **Relax** + L_2 and **Relax**+**Sparse**, to explore the impacts of regularization for model generalization on top of fairness constraints. The sparsifying perspective regularizer is tested only on *Communities & Crime*, as the *Law School* dataset has only twelve features.

Figures 4 and 5 show the accuracy-fairness curves achieved for on the *Communities & Crime*, sub-sampled *Law School* and the entire *Law School* datasets, respectively. Each figure consists of two rows: the first row shows the Pareto-frontier obtained on the training, while the second row shows results on the testing dataset. The first column of each figure shows the results as measured by the discretized fairness metric $\widehat{\text{DP}}_{41}$, while the second column shows the exact fairness $\widehat{\text{DP}}$.

Before discussing the performance of these models, it is worth noting that the discretized fairness metric approximates exact fairness quite effectively. Regarding the statistical performance, we observe that **Relax** is competitive with **FR-Reduction** on average across all datasets. The extent of the improvement of **Relax** varies by dataset, with the most significant gains observed in the *Communities & Crime* experiment. Moreover, regularization seems to be particularly beneficial for this dataset.

The average improvement of **Relax** over **FR-Reduction** is less pronounced in the experiments on the *Law School* datasets. An observation that aligns with previous results can be made, where **Relax** effectively improves fairness up to a certain threshold. Additional tests conducted with progressively smaller ϵ values show that the convex relaxation eventually converges to a model, and no further fairness improvement can be achieved using **Relax** alone. To overcome this limitation, we utilize **CD-relax** and present the results. The coordinate descent method produces models with lower $\widehat{\text{DP}}$ than the fairest model produced by the convex relaxation. Moreover, it produces models with better accuracy for the same levels of $\widehat{\text{DP}}$, improving the trade-off curve between fairness and accuracy.

Table 3 shows the computational time (in seconds) required by each method to train a model. Notably, we observe an average speed-up of $33\times$ over **FR-Reduction** when using **Relax** to train linear regression models. This substantial improvement is expected as **Relax** solves a single convex problem, whereas **FR-Reduction** requires solving a sequence of problems. For both methods, the computational time increases as fairness constraints become more stringent.

A subtle but critical difference between our approach and the benchmark is that the model

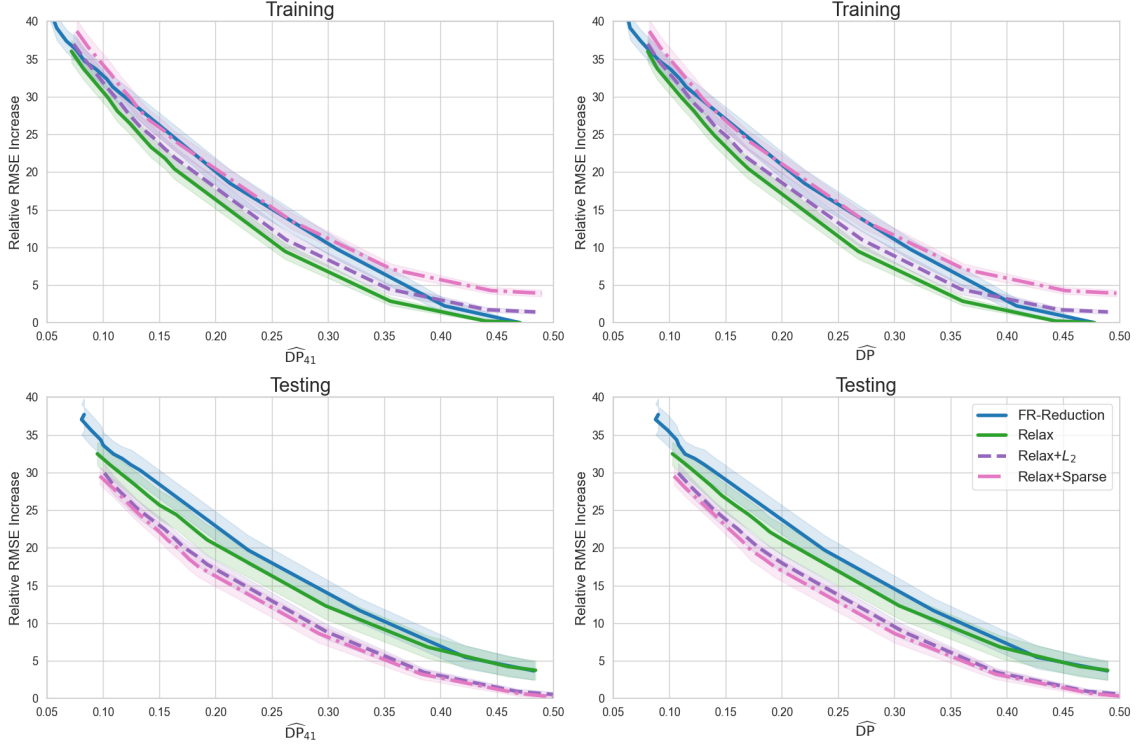


Figure 4: Accuracy-fairness trade-off curves obtained by models trained using **FR-Reduction** and **Relax** on the *Communities & Crime* dataset. Each curve represents the mean over 10 trials, with a 95% confidence interval band on the relative RMSE. **Relax** and regularized variants produce least squares regression models that are competitive with or outperform the state-of-the-art in terms of out-of-sample performance with over $30\times$ improvement in runtimes.

produced by **FR-Reduction** is a randomized predictor made up of N models, w^1, w^2, \dots, w^N , each one with an associated probability p_1, p_2, \dots, p_N . The reported accuracy and fairness metrics for **FR-Reduction** are calculated by taking the predictor’s expected accuracy and expected fairness. While randomized predictors can achieve improved Pareto-frontier curves, they lack transparency and interpretability. These limitations may be particularly concerning in sensitive or legal contexts with fairness considerations. Upon further investigation, we found that the randomized predictor produced by **FR-Reduction** combines low-probability models that are fair but inaccurate and high-probability models that are accurate but less fair. In contrast, the proposed methodologies in this work provide deterministic models, offering greater interpretability.

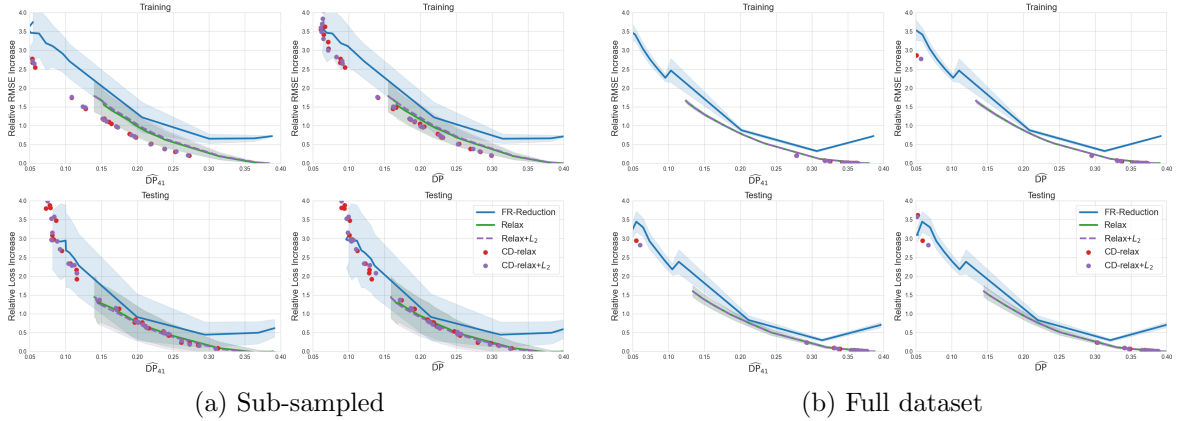


Figure 5: Accuracy-fairness trade-off curves obtained by models trained using FR-Reduction and Relax and CD-relax on the sub-sampled and full *Law School* dataset.

Table 3: Computational time (s) for FR-Reduction and Relax to solve linear regression for real data. Both Relax and CD-relax are significantly faster than alternatives from the literature.

| ϵ | Communities ($m = 1,994$) | | Law School ($m = 2,000$) | | | Law School ($m = 20,649$) | | |
|------------|-----------------------------|------------|----------------------------|------------|-----------|-----------------------------|-----------|------------|
| | FR-Reduction | Relax | FR-Reduction | Relax | CD-relax | FR-Reduction | Relax | CD-relax |
| 0.01 | 406.76 | 5.25 | 197.90 | 4.68 | 25.78 | 2,246.24 | 62.33 | 664.47 |
| 0.02 | 328.39 | 5.17 | 200.91 | 4.38 | 27.47 | 1,802.27 | 54.71 | 867.71 |
| 0.04 | 226.57 | 5.05 | 164.97 | 4.04 | 29.22 | 1,564.63 | 61.21 | 556.14 |
| 0.05 | 195.04 | 5.14 | 147.50 | 4.09 | 51.64 | 1,506.03 | 60.18 | 551.50 |
| 0.06 | 175.84 | 5.28 | 144.14 | 4.10 | 25.88 | 1,506.71 | 62.67 | 443.99 |
| 0.07 | 175.93 | 4.93 | 144.12 | 3.96 | 33.54 | 1,516.28 | 56.72 | 678.62 |
| 0.08 | 160.05 | 4.98 | 138.49 | 3.94 | 48.30 | 1,516.17 | 57.92 | 863.78 |
| 0.09 | 143.09 | 4.86 | 132.61 | 3.80 | 37.52 | 1,516.31 | 58.48 | 842.36 |
| 0.10 | 151.83 | 4.89 | 129.63 | 3.77 | 41.39 | 1,419.45 | 63.81 | 629.22 |
| 0.20 | 146.59 | 5.17 | 121.76 | 3.61 | 50.09 | 1,357.38 | 65.18 | 552.85 |
| 0.30 | 141.50 | 4.83 | 106.62 | 3.40 | 43.21 | 1,237.72 | 47.46 | 689.60 |
| 0.40 | 156.23 | 4.44 | 83.93 | 3.26 | 137.85 | 645.76 | 39.43 | 492.56 |
| 0.50 | 76.47 | 3.91 | 56.85 | 3.11 | 34.83 | 590.58 | 39.40 | 335.15 |
| Avg | 191 | 4.9 | 136 | 3.9 | 45 | 1,417 | 56 | 628 |

5.3.2 Fair logistic regression

This section compares the logistic regression models trained using FR-Reduction with those derived by solving Relax. Figure 6 presents the accuracy-fairness curves for the *Adult* dataset, where accuracy is measured by the relative average training and testing logistic loss for the models. Following the experiment design in Agarwal et al. (2019), the discretization used to train the model is the grid from -5 to 5 , consisting of 40 equispaced intervals, $[-5, -4.75, -4.50, \dots, 5]$. Consistent with the findings in the least squares setting, we see improved performance in both training and testing phases with Relax. Moreover, Relax builds logistic regression models faster

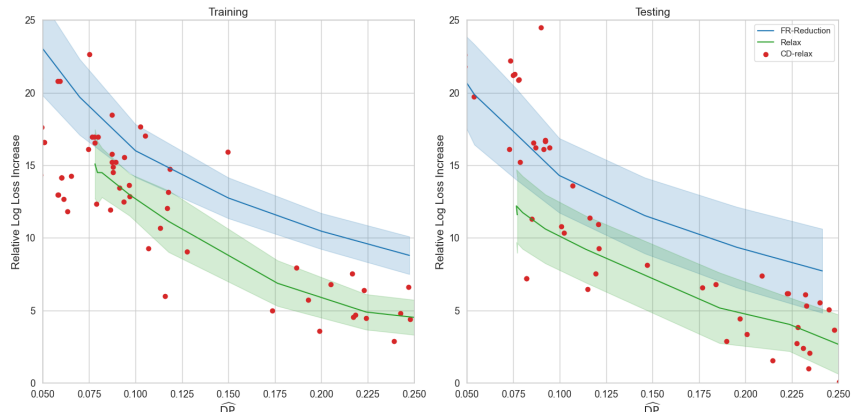


Figure 6: Accuracy-fairness trade-off curves obtained by models trained using **FR-Reduction**, **Relax** and **CD-Relax** on the *Adult* dataset. **Relax** produces logistic regression models that are competitive with the state-of-the-art in terms of out-of-sample performance in half the computational runtime.

than the benchmark: on average, the benchmark takes 103 secs. to build a fair logistic regression model, compared to 50 secs. for **Relax**. **CD-relax** is able to produce models that achieve better levels of fairness, although at the expense of runtimes of 188 seconds on average.

5.3.3 Computations with fair classification metrics

This section presents results for solving logistic regression when fairness is considered at a single threshold, that is when the fairness metric can be represented by \widehat{DP}_1 . We compare the proposed methodologies with the approximations discussed in §4.2.1, **Linear-Approx** and **Convex-Approx**. Since \widehat{DP}_1 only requires two binary variables per observation to formulate the mixed-integer optimization problem, we can solve the exact problem to optimality using the branch-and-bound method within a few minutes. Therefore, this exact approach is included as part of the numerical results. Experiments are conducted on logistic regression models for the *CelebA* dataset.

We present an initial set of results comparing the model obtained by solving the convex relaxation with \widehat{DP}_1 as a fairness-promoting regularizer to those trained using \widehat{DP}_ℓ , $\ell > 1$. As explained in §4.2.2, training with \widehat{DP}_1 can result in poor out-of-sample performance, which we attempt to mitigate by adding artificial thresholds to measure fairness in the training problem. We solve the convex relaxation of the logistic regression training problem with \widehat{DP}_ℓ as a regularizer, dividing the range $[-3, 3]$ into ℓ equispaced breakpoints, with $\ell \in \{3, 5, 9, 15\}$ and present the results in Figure 7. Observe that in both the training and the testing phases, the convex approximation with $\ell > 1$ effectively mitigates the limitations noted for the convex models, achieving high levels of fairness. Interestingly, approximations with high granularity slightly outperform MIO in out-of-sample tests.

Figure 8 shows the accuracy-fairness trade-off curves achieved over the training set for various methods. While MIO outperforms all convex methods in training, the convex approximation with \widehat{DP}_{15} performs similarly well out-of-sample, and is able to achieve high levels of fairness that other

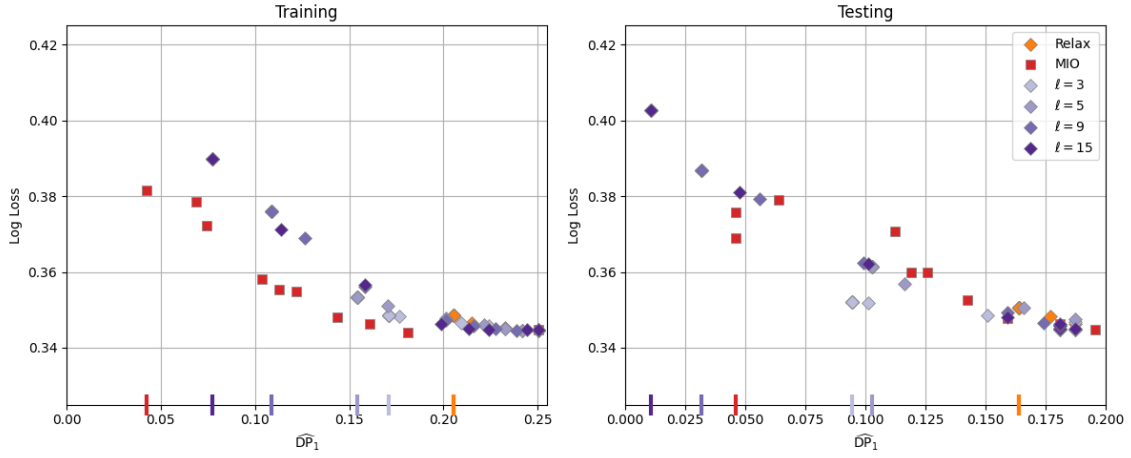


Figure 7: Accuracy vs fairness for logistic regression for of the *CelebA* dataset trained using the proposed methodologies: mixed-integer optimization, the convex relaxation and the convex approximation using DP_ℓ for $\ell > 1$.

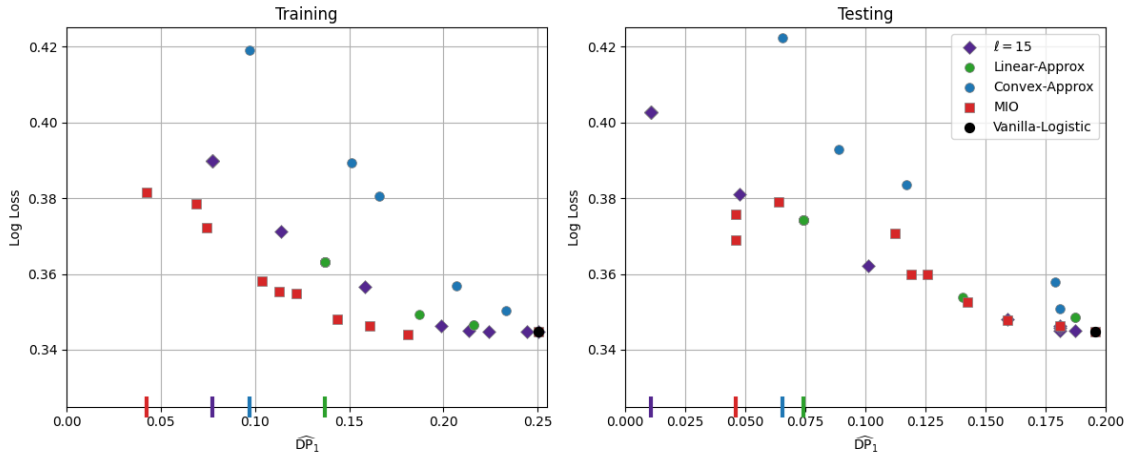


Figure 8: Accuracy vs fairness for logistic regression for the *CelebA* dataset. The black dot represents the vanilla logistic regression trained without any fairness considerations. Colored bars on the x-axis show the lowest \widehat{DP}_1 attained by each method.

convex methods cannot. Notably, convex methods cannot achieve increasingly fair solutions beyond a certain threshold. We mark this threshold on the x-axis of Figure 8.

6 Conclusion

We present a mixed-integer optimization framework for fair regression problems and propose a strong convex relaxation obtained by convexifying the key mixed-integer substructure used to define fairness. The strong relaxation is exact for single-observation and single-factor fair regression. We develop three new methods utilizing this convexification to train fair regression models, each balancing optimality and the computational effort. The first is a heuristic method that uses regression coefficients obtained by solving the strong convex relaxation as a standalone. The second is a coordinate descent method that improves upon a provided initial model. The third method employs the developed strong convex relaxation with branch-and-bound methods to solve the exact mixed-integer optimization problem. We demonstrate through numerical experiments on fair least squares and fair logistic regression problems that even the simplest method (using the strong convex relaxation as a standalone) builds regression models that outperform the state-of-the-art approaches in trading off accuracy and fairness in out-of-sample tests and does so at significantly lower computational effort.

References

- Alekh Agarwal, Alina Beygelzimer, Miroslav Dudík, John Langford, and Hanna Wallach. A reductions approach to fair classification. In *International Conference on Machine Learning*, pages 60–69. PMLR, 2018.
- Alekh Agarwal, Miroslav Dudík, and Zhiwei Steven Wu. Fair regression: Quantitative definitions and reduction-based algorithms. In *International Conference on Machine Learning*, pages 120–129. PMLR, 2019.
- Sina Aghaei, Mohammad Javad Azizi, and Phebe Vayanos. Learning optimal and fair decision trees for non-discriminative decision-making. *Proceedings of the AAAI Conference on Artificial Intelligence*, 33(01):1418–1426, Jul. 2019. doi: 10.1609/aaai.v33i01.33011418.
- Edoardo Amaldi and Viggo Kann. The complexity and approximability of finding maximum feasible subsystems of linear relations. *Theoretical Computer Science*, 147(1-2):181–210, 1995.
- Alper Atamtürk, George L. Nemhauser, and Martin W. P. Savelsbergh. The mixed vertex packing problem. *Mathematical Programming*, pages 35–53, 2000.
- Alper Atamtürk and Andrés Gómez. Rank-one convexification for sparse regression. *arXiv preprint arXiv:1901.10334*, 2019.
- Alper Atamtürk and Andrés Gómez. Safe screening rules for ℓ_0 -regression from perspective relaxations. In *International Conference on Machine Learning*, pages 421–430. PMLR, 2020.
- Solon Barocas and Andrew D Selbst. Big data’s disparate impact. *Calif. L. Rev.*, 104:671, 2016.
- Evelyn Martin Lansdowne Beale and John A Tomlin. Special facilities in a general mathematical programming system for non-convex problems using ordered sets of variables. *OR*, 69(447-454):99, 1970.
- Barry Becker and Ronny Kohavi. Adult. UCI Machine Learning Repository, 1996. DOI: <https://doi.org/10.24432/C5XW20>.
- Richard Berk, Hoda Heidari, Shahin Jabbari, Matthew Joseph, Michael Kearns, Jamie Morgenstern, Seth Neel, and Aaron Roth. A convex framework for fair regression. *arXiv preprint arXiv:1706.02409*, 2017.
- Dimitris Bertsimas and Bart Van Parys. Sparse high-dimensional regression. *The Annals of Statistics*, 48(1):300–323, 2020.
- Toon Calders, Asim Karim, Faisal Kamiran, Wasif Ali, and Xiangliang Zhang. Controlling attribute effect in linear regression. In *2013 IEEE 13th International Conference on Data Mining*, pages 71–80. IEEE, 2013.

- Simon Caton and Christian Haas. Fairness in machine learning: A survey. *ACM Computing Surveys*, 56(7):1–38, 2024.
- Alexandra Chouldechova. Fair prediction with disparate impact: A study of bias in recidivism prediction instruments. *Big Data*, 5(2):153–163, 2017.
- Andrew Cotter, Heinrich Jiang, Maya Gupta, Serena Wang, Taman Narayan, Seungil You, and Karthik Sridharan. Optimization with non-differentiable constraints with applications to fairness, recall, churn, and other goals. *Journal of Machine Learning Research*, 20(172):1–59, 2019.
- Anna Deza and Alper Atamtürk. Safe screening for logistic regression with ℓ_0 regularization. In *Proceedings of the 14th International Joint Conference on Knowledge Discovery, Knowledge Engineering and Knowledge Management (IC3K 2022) - KDIR*, pages 119–126. INSTICC, SciTePress, 2022.
- Hyungrok Do, Preston Putzel, Axel S Martin, Padhraic Smyth, and Judy Zhong. Fair generalized linear models with a convex penalty. In *International Conference on Machine Learning*, pages 5286–5308. PMLR, 2022.
- Hongbo Dong, Kun Chen, and Jeff Linderoth. Regularization vs. relaxation: A convexification perspective of statistical variable selection, 2018.
- Michele Donini, Luca Oneto, Shai Ben-David, John S Shawe-Taylor, and Massimiliano Pontil. Empirical risk minimization under fairness constraints. *Advances in Neural Information Processing Systems*, 31, 2018.
- Oktay Günlük and Yves Pochet. Mixing mixed-integer inequalities. *Mathematical Programming*, 90:429–457, 2001.
- Hussein Hazimeh, Rahul Mazumder, and Ali Saab. Sparse regression at scale: Branch-and-bound rooted in first-order optimization. *Mathematical Programming*, 196(1):347–388, 2022.
- Arthur E Hoerl and Robert W Kennard. Ridge regression: Biased estimation for nonorthogonal problems. *Technometrics*, 12(1):55–67, 1970.
- Max Hort, Zhenpeng Chen, Jie M Zhang, Mark Harman, and Federica Sarro. Bias mitigation for machine learning classifiers: A comprehensive survey. *ACM Journal on Responsible Computing*, 1(2):1–52, 2024.
- Nathanael Jo, Sina Aghaei, Jack Benson, Andres Gomez, and Phebe Vayanos. Learning optimal fair decision trees: Trade-offs between interpretability, fairness, and accuracy. In *Proceedings of the 2023 AAAI/ACM Conference on AI, Ethics, and Society*, pages 181–192, 2023.
- Toshihiro Kamishima, Shotaro Akaho, Hideki Asoh, and Jun Sakuma. Fairness-aware classifier with prejudice remover regularizer. In *Machine Learning and Knowledge Discovery in Databases: European Conference, ECML PKDD 2012, Bristol, UK, September 24-28, 2012. Proceedings, Part II 23*, pages 35–50. Springer, 2012.
- Junpei Komiyama, Akiko Takeda, Junya Honda, and Hajime Shimao. Nonconvex optimization for regression with fairness constraints. In *Proceedings of the 35th International Conference on Machine Learning*, volume 80 of *Proceedings of Machine Learning Research*, pages 2737–2746. PMLR, 10–15 Jul 2018.
- Connor Lawless and Oktay Günlük. Fair decision rules for binary classification. *arXiv preprint arXiv:2107.01325*, 2021.
- Tai Le Quy, Arjun Roy, Vasileios Iosifidis, Wenbin Zhang, and Eirini Ntoutsi. A survey on datasets for fairness-aware machine learning. *Wiley Interdisciplinary Reviews: Data Mining and Knowledge Discovery*, 12(3):e1452, 2022.
- Ziwei Liu, Ping Luo, Xiaogang Wang, and Xiaoou Tang. Deep learning face attributes in the wild. In *Proceedings of the IEEE International Conference on Computer Vision*, pages 3730–3738, 2015.
- Michael Lohaus, Michael Perrot, and Ulrike Von Luxburg. Too relaxed to be fair. In *International Conference on Machine Learning*, pages 6360–6369. PMLR, 2020.
- John Ashworth Nelder and Robert WM Wedderburn. Generalized linear models. *Journal of the Royal Statistical Society Series A: Statistics in Society*, 135(3):370–384, 1972.
- Mahbod Olfat and Anil Aswani. Spectral algorithms for computing fair support vector machines. In *International Conference on Artificial Intelligence and Statistics*, pages 1933–1942. PMLR, 2018.
- Luca Oneto and Silvia Chiappa. Fairness in machine learning. In *Recent Trends in Learning from Data*, pages 155–196. Springer, 2020.
- Dana Pessach and Erez Shmueli. A review on fairness in machine learning. *ACM Computing Surveys (CSUR)*, 55(3):1–44, 2022.

- Michael Redmond. Communities and Crime. UCI Machine Learning Repository, 2009. DOI: <https://doi.org/10.24432/C53W3X>.
- Ralph Tyrrell Rockafellar. *Convex Analysis*. Princeton University Press, 1970.
- Yves Rychener, Bahar Taskesen, and Daniel Kuhn. Metrizing fairness. *arXiv preprint arXiv:2205.15049*, 2022.
- Robert Tibshirani. Regression shrinkage and selection via the lasso. *Journal of the Royal Statistical Society Series B: Statistical Methodology*, 58(1):267–288, 1996.
- Linda F Wightman. Lsac national longitudinal bar passage study. lsac research report series. 1998.
- Blake Woodworth, Suriya Gunasekar, Mesrob I. Ohannessian, and Nathan Srebro. Learning non-discriminatory predictors. In *Proceedings of the 2017 Conference on Learning Theory*, volume 65 of *Proceedings of Machine Learning Research*, pages 1920–1953. PMLR, 07–10 Jul 2017.
- Yongkai Wu, Lu Zhang, and Xintao Wu. On convexity and bounds of fairness-aware classification. In *The World Wide Web Conference*, pages 3356–3362, 2019.
- Weijun Xie and Xinwei Deng. Scalable algorithms for the sparse ridge regression. *SIAM Journal on Optimization*, 30(4):3359–3386, 2020.
- Qing Ye and Weijun Xie. Unbiased subdata selection for fair classification: A unified framework and scalable algorithms. *arXiv preprint arXiv:2012.12356*, 2020.
- Qing Ye, Grani A Hanasusanto, and Weijun Xie. Distributionally fair stochastic optimization using wasserstein distance. *arXiv preprint arXiv:2402.01872*, 2024.
- Muhammad Bilal Zafar, Isabel Valera, Manuel Gomez Rogriguez, and Krishna P Gummadi. Fairness constraints: Mechanisms for fair classification. In *Artificial Intelligence and Statistics*, pages 962–970. PMLR, 2017.
- Cun-Hui Zhang. Nearly unbiased variable selection under minimax concave penalty. *The Annals of Statistics*, pages 894–942, 2010.

A Appendix

A.1 Coordinate descent implementation details

We describe an efficient implementation of a single iteration of the coordinate descent algorithm [1](#) to compute $w_k^{t+1} = \arg \min_{w_k \in \tilde{B}} \mathcal{L}(w_k) + \lambda R(w_k)$, where $\mathcal{L}(w_k)$ is the loss function and $R(w_k)$ is the fairness regularizer. The fairness regularizer is computed by solving the optimization problem [\(23\)](#). At each iteration, we enumerate the objective of the $\mathcal{O}(m \times \ell)$ candidates in \tilde{B} , selecting the best solution. To reduce computation time, we exploit the structure of the fairness term, which can be dynamically updated if \tilde{B} is sorted.

We now introduce some necessary notation. Let $\tilde{b}_{[s]}$ be the s -th smallest element of \tilde{B} , and $i(s), j(s)$ the corresponding indices, that is $\tilde{b}_{i(s)j(s)} = \tilde{b}_{[s]}$. Define \mathbf{z}_s as the only feasible solution to [\(23\)](#), and let $c_s = R(w_k)$ when $w_k \in (\tilde{b}_{[s-1]}, \tilde{b}_{[s]})$. Introducing vector $\mathbf{d}(\mathbf{z}) \in \mathbb{R}^\ell$, where $d_j(\mathbf{z}) = \frac{1}{m_1} \sum_{i=1, a_i=1}^m z_{ij} - \frac{1}{m} \sum_{i=1}^m z_{ij}$, we can write $c_s = \|\mathbf{d}(\mathbf{z}_s)\|_\infty$.

Given \mathbf{z}_{s-1} , the solution \mathbf{z}_s can be quickly obtained since only a single constraint in [\(23\)](#) changes signs when w_k is restricted to be in $(\tilde{b}_{[s-1]}, \tilde{b}_{[s]})$ instead of $(\tilde{b}_{[s-2]}, \tilde{b}_{[s-1]})$:

$$\mathbf{z}_s = \begin{cases} \mathbf{z}_{s-1} + \text{sign}(x_{i(s)k}) \left(\frac{1}{m_1} - \frac{1}{m} \right) \mathbf{e}_{j(s)} & \text{if } a_{j(s)} = 1, \\ \mathbf{z}_{s-1} + \text{sign}(x_{i(s)k}) \frac{1}{m} \mathbf{e}_{j(s)} & \text{else.} \end{cases}$$

This recursive relationship allows us to quickly compute fairness evaluated at every point in \tilde{B} instead of solving (23) for every point. Assuming $x_{ik} \neq 0, i \in [m]$, we have $R(\tilde{b}_{[s]}) = \min(c_{s-1}, c_s) = \min(\|\mathbf{z}_{s-1}\|_\infty, \|\mathbf{z}_s\|_\infty)$, which can be rapidly computed if the elements of \tilde{B} are sorted.

A.2 Data Generation

Here, we describe the data generation process used for the comparisons presented in Figure 2 in §4. Following the procedure used in Zafar et al. (2017), we generate $n = 200$ synthetic observations. Each observation is assigned a binary label at random. For each observation, we generate a two-dimensional feature vector by sampling from Gaussian distributions conditioned on the assigned label: $p(\mathbf{x}|y = 1) = N\left(\begin{bmatrix} 2 \\ 2 \end{bmatrix}, \begin{bmatrix} 5 & 1 \\ 1 & 5 \end{bmatrix}\right)$ and $p(\mathbf{x}|y = 0) = N\left(\begin{bmatrix} -2 \\ -2 \end{bmatrix}, \begin{bmatrix} 10 & 1 \\ 1 & 10 \end{bmatrix}\right)$. Finally, protected status is randomly assigned to each observation i with probability $p(z = 1) = p(\mathbf{Ax}_i|y = 1)/(p(\mathbf{Ax}_i|y = 1) + p(\mathbf{Ax}_i|y = 0))$, where $\mathbf{A} = \begin{bmatrix} \cos(\pi/4) & -\sin(\pi/4) \\ \sin(\pi/4) & \cos(\pi/4) \end{bmatrix}$.