

Radiation of surface polaritons by an annular beam coaxially enclosing a cylindrical waveguide

A.A. Saharian^{1,2}, G.V. Chalyan², L.Sh. Grigoryan¹, H.F. Khachatryan¹
V.Kh. Kotanjyan^{1,2},

¹*Institute of Applied Problems of Physics NAS RA,
25 Hr. Nersessian Str., 0014 Yerevan, Armenia*

²*Institute of Physics, Yerevan State University,
1 Alex Manoogian Street, 0025 Yerevan, Armenia*

December 31, 2024

Abstract

We investigate the radiation of surface polaritons by an annular beam that coaxially encloses a cylindrical waveguide surrounded by a homogeneous medium. By using the Green dyadic, the electromagnetic potentials and the electric and magnetic fields are found inside and outside the waveguide. The expression for the energy losses is derived for the general case of the dispersion for dielectric permittivities inside and outside the cylinder. A comprehensive analysis is presented in the spectral range corresponding to the radiation of surface polaritons. The highest peaks in the spectral distribution are obtained for intermediate values of the beam velocity. In the limit of transparent medium the spectrum of radiated surface polaritons is discrete and the corresponding frequencies are determined by the eigenvalue equation for the cylindrical waveguide. Numerical examples are presented for the Drude model of dispersion.

Keywords: Surface polariton; cylindrical waveguide; annular beam

1 Introduction

Surface polaritons are a class of surface waves that occur at the interface between two media when the real parts of their dielectric permittivities have opposite signs [1]-[3]. They are collective excitations of the electronic subsystem and the electromagnetic field localized in a thin surface layer. The interest in surface polaritons is due to their important properties, such as relatively high electromagnetic energy densities, high sensitivity, and subwavelength resolution. However, a significant challenge in their practical applications is the substantial absorption in the corresponding spectral range. A pivotal research direction involves the development of materials and metamaterials that exhibit reduced absorption of surface polaritons within the desired frequency range (see, for example, [4]-[12]).

Another important point related to the physics of surface polaritons is the development of efficient mechanisms for their generation. Currently used methods (see, e.g., [1, 2, 5, 13]) include prism and grating coupling to free space electromagnetic waves, coupling to guided modes of waveguide, tight-focus and near-field scattering excitations. Another class of mechanisms is based on the interaction of a beam of charged particles with the interface around of which the surface polaritons are located. The geometries of beams parallel and perpendicular to a planar boundary have been discussed in the

literature. In particular, beams of scanning and transmission electron microscopes can be used as sources of generation. In using this class of mechanisms it should be taken into account that other types of electromagnetic radiation, for example, Cherenkov, diffraction and transition radiations, may be excited. The total energy losses for planar, spherical, and cylindrical boundaries have been studied in the literature (see, e.g., [13, 14]). More complicated structured geometries were considered as well.

In [15]-[18] the generation of surface polaritons by a charged particle is investigated on a cylindrical interface between two media with different dielectric permittivities. Particles moving parallel to the axis of the dielectric cylinder and circulating around that axis were considered. In the present paper we study the radiation of surface polaritons by an annular beam coaxially enclosing the cylindrical waveguide. Various applications of annular beams in condensed matter physics, materials science, and high-energy physics can be found in the literature (see, for example, [19, 20, 21] and references therein). These applications include the acceleration and collimation of charged particles, X-ray generation, and manipulation of nanoparticles. The present study aims to demonstrate that the electron annular beams can serve as sources of surface polaritons propagating along a cylindrical interface between two media.

The paper is organized as follows. In the next section we describe the geometry of the problem. The partial Fourier components of the electromagnetic potentials and the electric and magnetic field strengths are presented. In Section 3 the energy losses are studied for the general case of dispersions for dielectric permittivities of the cylinder and surrounding medium. The energy radiated in the form of surface polaritons is discussed in Section 4. The results of the corresponding numerical evaluations are presented. The main results are summarized in Section 5.

2 Problem setup and the electromagnetic field

The setup of the problem under consideration is illustrated in Fig. 1. A thin annular beam of charged particles moves coaxially outside a cylinder of radius r_c and with dielectric permittivity ε_0 . The general case of surrounding medium with dielectric permittivity ε_1 will be considered. The cylindrical coordinates (r, ϕ, z) will be used with the axis z along the cylinder axis. The current density for the annular beam of radius r_0 is given by the expression

$$j_l(x) = \delta_{3l} \frac{qv}{r} \delta(r - r_0) \delta(z - vt), \quad (1)$$

where v is the velocity of the charges. Here and below x is used to denote the spacetime point $x = (t, r, \phi, z)$ and the indices $i, l = 1, 2, 3$ correspond to the cylindrical components r, ϕ, z of the vectors. The charge density is expressed as $\rho(x) = q\delta(r - r_0)\delta(z - vt)/r$ and for the total charge of the beam one has $Q = 2\pi q$. We are interested in the radiation of surface polaritons propagating along the cylinder surface.

The electromagnetic fields are found by using the Green dyadic $G_{il}(x, x')$. In the Lorentz gauge the components of the vector potential $\mathbf{A}(x)$ are expressed as

$$A_i(x) = - \int d^4x' \sum_{l=1}^3 \frac{G_{il}(x, x')}{2\pi^2 c} j_l(x'). \quad (2)$$

By using the partial Fourier expansion

$$G_{il}(x, x') = \sum_{n=-\infty}^{\infty} \int_{-\infty}^{\infty} d\omega \int_{-\infty}^{\infty} dk_z G_{il,n}(\omega, k_z, r, r') \times e^{in(\phi-\phi') + ik_z(z-z') - i\omega(t-t')}, \quad (3)$$

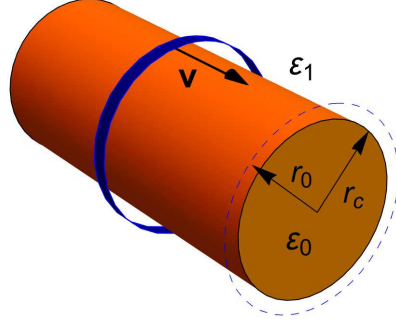


Figure 1: Setup of the problem.

and the expression (1), for the Fourier components of the vector potential we get

$$A_{lk_z}(r) = -2q\beta G_{l3,0}(k_z v, k_z, r, r_0), \quad (4)$$

where $\beta = v/c$. Here and below the Fourier component $f_{k_z}(r)$ of the field $f(x)$ is defined by the relation

$$f(x) = \int_{-\infty}^{\infty} dk_z f_{k_z}(r) e^{ik_z(z-vt)}. \quad (5)$$

The problem under consideration is azimuthally symmetric and the only nonzero contribution to the fields comes from the mode $n = 0$.

In [22] a general scheme is developed for the construction of the Green dyadic in cylindrically symmetric piecewise homogeneous media. By using the corresponding expressions for $G_{il,n}(\omega, k_z, r, r')$ in (4), in the region outside the cylinder, $r > r_c$, the nonzero components of the vector potential are presented as

$$\begin{aligned} A_{1k_z}(r) &= -2iq\beta D(k_z) H_0(u_1 \frac{r_0}{r_c}) H_1(u_1 \frac{r}{r_c}), \\ A_{3k_z}(r) &= i\pi q\beta \left[J_0(u_1 \frac{r_{<}}{r_0}) H_0(u_1 \frac{r_{>}}{r_0}) - \frac{U_0^J}{U_0^H} H_0(u_1 \frac{r_0}{r_c}) H_0(u_1 \frac{r}{r_c}) \right], \end{aligned} \quad (6)$$

where $r_{<} = \min(r_0, r)$, $r_{>} = \max(r_0, r)$, $J_n(y)$ and $H_n(y) = H_n^{(1)}(y)$ are the Bessel and Hankel functions, and

$$u_j = u (\beta^2 \varepsilon_j - 1)^{\frac{1}{2}}, \quad u = k_z r_c, \quad (7)$$

for $j = 0, 1$. The function $D(k_z)$ is defined by

$$D(k_z) = (\varepsilon_0 - \varepsilon_1) \frac{u J_0(u_0)}{U_0^H U(u)} \begin{cases} H_1(u_1), & r < r_c \\ J_1(u_0), & r > r_c \end{cases}, \quad (8)$$

with the function

$$U(u) = \varepsilon_1 u_0 J_0(u_0) H_1(u_1) - \varepsilon_0 u_1 J_1(u_0) H_0(u_1). \quad (9)$$

Here and below we use the notation

$$\begin{aligned} U_n^F &= u_1 J_n(u_0) F_n'(u_1) - u_0 F_n(u_1) J_n'(u_0) \\ &= -u_{1-n} J_0(u_0) F_1(u_1) + u_n J_1(u_0) F_0(u_1), \end{aligned} \quad (10)$$

for $F = J, H$, and $n = 0, 1$. In the region inside the cylinder, $r < r_c$, the expressions for the nonzero components of the vector potential read

$$\begin{aligned} A_{1k_z}(r) &= -2iq\beta D(k_z) H_0(u_1 \frac{r_0}{r_c}) J_1(u_0 \frac{r}{r_c}), \\ A_{3k_z}(r) &= -\frac{2q\beta}{U_0^H} H_0(u_1 \frac{r_0}{r_c}) J_0(u_0 \frac{r}{r_c}). \end{aligned} \quad (11)$$

The scalar potential $\varphi(x)$ is found from the gauge condition $(\varepsilon/c)\partial\varphi/\partial t + \nabla \cdot \mathbf{A} = 0$. The expression for the Fourier component takes the form

$$\begin{aligned} \varphi_{k_z}(r) &= \frac{i\pi q}{\varepsilon_1} \left[J_0(u_1 \frac{r^<}{r_c}) H_0(u_1 \frac{r^>}{r_c}) + H_0(u_1 \frac{r_0}{r_c}) \right. \\ &\quad \left. \times H_0(u_1 \frac{r}{r_c}) \left(\frac{2iu_1}{\pi u} D(k_z) - \frac{U_0^J}{U_0^H} \right) \right], \end{aligned} \quad (12)$$

in the region $r > r_c$ and

$$\varphi_{k_z}(r) = -\frac{2q}{\varepsilon_0} H_0(u_1 \frac{r_0}{r_c}) J_0(u_0 \frac{r}{r_c}) \left(\frac{u_0}{u} D(k_z) + \frac{1}{U_0^H} \right), \quad (13)$$

for $r < r_c$. The Fourier components have poles at the zeros of the function $U(u)$. Those poles correspond to the eigenmodes of the cylinder with respect to $u = k_z r_c$ for given β and ε_j .

The electric field is obtained by using the relation $\mathbf{E} = -(1/c)\partial\mathbf{A}/\partial t - \nabla\varphi$. For the nonzero Fourier components this gives

$$\begin{aligned} E_{1k_z}(r) &= \frac{\pi q}{i\varepsilon_1 r_c} \left[r_c \frac{\partial}{\partial r} J_0(u_1 \frac{r^<}{r_c}) H_0(u_1 \frac{r^>}{r_c}) \right. \\ &\quad \left. + u_1 H_0(u_1 \frac{r_0}{r_c}) H_1(u_1 \frac{r}{r_c}) \left(\frac{U_0^J}{U_0^H} + \frac{2iu}{\pi u_1} D(k_z) \right) \right], \\ E_{3k_z}(r) &= \frac{\pi q k_z}{\varepsilon_1} (1 - \beta^2 \varepsilon_1) \left[J_0(u_1 \frac{r^<}{r_c}) H_0(u_1 \frac{r^>}{r_c}) \right. \\ &\quad \left. - \left(\frac{U_0^J}{U_0^H} + \frac{2iu}{\pi u_1} D(k_z) \right) H_0(u_1 \frac{r_0}{r_c}) H_0(u_1 \frac{r}{r_c}) \right], \end{aligned} \quad (14)$$

outside the cylinder, $r > r_c$, and

$$E_{lk_z}(r) = \frac{2q}{\varepsilon_0 r_c} H_0(u_1 \frac{r_0}{r_c}) \left(D(k_z) - \frac{u_0}{u U_0^H} \right) \begin{cases} u J_1(u_0 \frac{r}{r_c}), & l = 1 \\ i u_0 J_0(u_0 \frac{r}{r_c}), & l = 3 \end{cases}, \quad (15)$$

in the interior region, $r < r_c$. For the magnetic field we have $\mathbf{H} = \nabla \times \mathbf{A}$. By using the expressions for the vector potential, for the Fourier components of the magnetic field it can be seen that $H_{1k_z}(r) = H_{3k_z}(r) = 0$ and

$$H_{2k_z}(r) = \beta \varepsilon E_{1k_z}(r), \quad \varepsilon = \varepsilon_0 \theta(r_c - r) + \varepsilon_1 \theta(r - r_c), \quad (16)$$

where $\theta(x)$ is the Heaviside unit step function. As seen, the electric and magnetic fields are orthogonal and the magnetic field is perpendicular to the cylinder axis (TM waves). The only nonzero component on the cylinder axis corresponds to $E_{3k_z}(r)$.

3 Energy losses

Having evaluated the electromagnetic fields we turn to the energy losses by the annular beam. The work done by the field per unit length of the beam trajectory is given by $dW/dz = QE_3(x)|_{r=r_0, z=vt}$. The spectral density of the energy losses per unit time, denoted here by $d\mathcal{E}/d\omega$, is related to the work done by the field through the formula

$$\frac{dW}{dz} = -\frac{1}{v} \int_0^\infty d\omega \frac{d\mathcal{E}}{d\omega}. \quad (17)$$

Plugging the Fourier expansion (5) for $E_3(x)$ and passing from the integration over k_z to the integration over $\omega = k_z v$, we get

$$\begin{aligned} \frac{d\mathcal{E}}{d\omega} = \frac{d\mathcal{E}_h}{d\omega} - \frac{Q^2}{c} \beta \omega \operatorname{Re} \left\{ \left(1 - \frac{1}{\beta^2 \varepsilon_1} \right) \frac{H_0^2(u_1 \frac{r_0}{r_c})}{U(u)} \right. \\ \left. \times [\varepsilon_1 u_0 J_0(u_0) J_1(u_1) - \varepsilon_0 u_1 J_1(u_0) J_0(u_1)] \right\}, \end{aligned} \quad (18)$$

where

$$\frac{d\mathcal{E}_h}{d\omega} = \frac{Q^2}{c} \beta \omega \operatorname{Re} \left[\left(1 - \frac{1}{\beta^2 \varepsilon_1} \right) J_0(u_1 \frac{r_0}{r_c}) H_0(u_1 \frac{r_0}{r_c}) \right], \quad (19)$$

is the spectral density of the energy losses in a homogeneous medium with permittivity ε_1 . In these expressions u_0 and u_1 are given by (7), where $k_z = \omega/v$ and $u = \omega r_c/v$.

For real dielectric permittivities ε_0 and ε_1 the possible channels of the energy losses are in the form of different types of radiation processes. They correspond to the Cherenkov radiation in the exterior medium under the condition $\beta\sqrt{\varepsilon_1} > 1$ (for the features of the Cherenkov radiation by a point charge moving paraxially inside and outside the cylinder see [17, 23]), to the radiation on guiding modes of the cylindrical waveguide under the conditions $\beta\sqrt{\varepsilon_1} < 1 < \beta\sqrt{\varepsilon_0}$, and to surface polaritons. The latter are radiated in the spectral range where the dielectric permittivities ε_0 and ε_1 have opposite signs and the Cherenkov condition in the medium with positive permittivity is not satisfied. The spectral density of the Cherenkov radiation intensity in a homogeneous medium with permittivity ε_1 , in the spectral range $\beta^2 \varepsilon_1(\omega) > 1$, is presented in the form

$$\frac{d\mathcal{E}_h}{d\omega} = \frac{Q^2}{c} \beta \omega \left(1 - \frac{1}{\beta^2 \varepsilon_1} \right) J_0^2 \left(\frac{\omega}{c} r_0 \sqrt{\varepsilon_1 - \beta^{-2}} \right). \quad (20)$$

In the limit $r_0 \rightarrow 0$ this formula is reduced to the one for a point charge Q . Note that the radiation intensity (20) becomes zero for frequencies corresponding to the zeros of the Bessel function $J_0(x)$.

Our main interest here is the energy losses in the form of surface polaritons. The details of the Cherenkov radiation in the exterior medium and of the radiation on guiding modes of the cylinder will be discussed elsewhere.

4 Radiation of surface polaritons

For surface polaritons the real parts ε'_0 and ε'_1 of the permittivities ε_0 and ε_1 should have opposite signs. We will consider the case $\varepsilon'_0 < 0 < \varepsilon'_1$ and $\beta^2 \varepsilon'_1 < 1$. It is convenient to introduce $\gamma_j = (1 - \beta^2 \varepsilon_j)^{\frac{1}{2}}$ with $u_j = i\gamma_j u$, where $u = \omega r_c/v$. Introducing the modified Bessel functions $I_\nu(x)$ and $K_\nu(x)$, and considering the special case of real ε_1 , the formula for the spectral density of the energy losses is

presented as

$$\frac{d\mathcal{E}}{d\omega} = \frac{2Q^2}{\pi c} \beta \omega \left(\frac{1}{\beta^2 \varepsilon_1} - 1 \right) \text{Im} \left\{ \frac{K_0^2(w_1 \frac{r_0}{r_c})}{U_{\text{sp}}(u)} \right. \\ \left. \times [\varepsilon_0 w_1 I_1(w_0) I_0(w_1) - \varepsilon_1 w_0 I_0(w_0) I_1(w_1)] \right\}, \quad (21)$$

where $w_j = u (1 - \beta^2 \varepsilon_j)^{\frac{1}{2}}$ and

$$U_{\text{sp}}(u) = \varepsilon_1 w_0 I_0(w_0) K_1(w_1) + \varepsilon_0 w_1 I_1(w_0) K_0(w_1). \quad (22)$$

Note that for real ε_1 and $\beta^2 \varepsilon_1 < 1$ we have $d\mathcal{E}_h/d\omega = 0$. The result (21) for the spectral density of the energy losses is valid for general case of the dispersion law $\varepsilon_j = \varepsilon_j(\omega)$, $j = 0, 1$. The dependence on the beam radius enters through the function $K_0^2(w_1 r_0/r_c)$ and the energy losses exponentially decay for $r_0 > \lambda_{\text{sp}}/(2\pi\gamma_1)$, where λ_{sp} is the radiation wavelength. As it follows from the formulas in the previous section, the electric and magnetic fields for surface polaritons are orthogonal and TM waves are radiated.

Let us consider the behavior of the energy losses (21) for limiting values of the parameter $\beta_1 = \beta\sqrt{\varepsilon_1}$. In the limit $\beta_1 \rightarrow 1$ one has $w_1 \rightarrow 0$. By using the asymptotics of the modified Bessel functions for small argument, in the leading order we get

$$\frac{d\mathcal{E}}{d\omega} \approx \frac{Q^2 \sqrt{\varepsilon_1}}{2\pi r_c} \left(\frac{\omega r_c}{c} \right)^3 [(1 - \beta_1^2) \ln(1 - \beta_1^2)]^2 \text{Im} \left[\frac{\varepsilon_0 I_1(w_0)}{\varepsilon_1 w_0 I_0(w_0)} - \frac{1}{2} \right], \quad (23)$$

where $w_0 \approx u\sqrt{1 - \varepsilon_0/\varepsilon_1}$. Hence, $d\mathcal{E}/d\omega$ tends to zero for $\beta_1 \rightarrow 1$. In the nonrelativistic limit, $\beta \ll 1$, we have $w_j \approx \omega r_c/v \gg 1$ and the arguments of the modified Bessel functions are large. In the leading approximation the behavior of the energy losses is described by

$$\frac{d\mathcal{E}}{d\omega} \approx \frac{2Q^2 v}{\pi r_c^2 \omega} \frac{\varepsilon_0'' e^{-2\omega(r_0 - r_c)/v}}{(\varepsilon_1 + \varepsilon_0')^2 + \varepsilon_0''^2}, \quad (24)$$

with ε_0' and ε_0'' being the real and imaginary parts of ε_0 . As expected, one has $d\mathcal{E}/d\omega \rightarrow 0$ in the limit $\beta \rightarrow 0$. Therefore, for both small and large velocities, the radiation intensity tends to zero. The highest peaks in the spectral distribution are obtained for intermediate values of the beam velocity.

Here we will illustrate the results for the Drude model of the interior dielectric permittivity,

$$\varepsilon_0(\omega) = 1 - \frac{\omega_p^2}{\omega^2 + i\gamma\omega}, \quad (25)$$

where ω_p is the plasma frequency and γ is the damping frequency. It will be assumed that the dispersion for the permittivity ε_1 is weak in the spectral range under consideration. In particular, we can take $\varepsilon_1 = 1$, corresponding to the motion of the beam outside a cylinder in the vacuum. The numerical results will be presented for the dimensionless quantity

$$I(\omega) = \frac{r_c}{Q^2} \frac{d\mathcal{E}}{d\omega}. \quad (26)$$

In Fig. 2 the dependence of this quantity on the ratio ω/ω_p is displayed for different values of β (the numbers near the curves). The graphs are plotted for $\varepsilon_1 = 1$, $r_0/r_c = 1.05$ and $\gamma/\omega_p = 1/100$. The full and dashed curves correspond to $\omega_p r_c/c = 5$ and $\omega_p r_c/c = 10$, respectively.

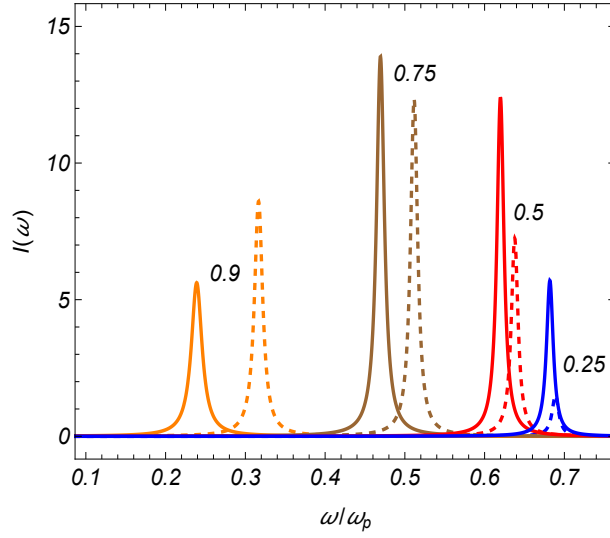


Figure 2: Energy losses described by (26) versus the frequency for $r_0/r_c = 1.05$ and $\gamma/\omega_p = 1/100$. The full and dashed curves are plotted for $\omega_p r_c/c = 5$ and $\omega_p r_c/c = 10$ and the numbers near the curves are the values of β . It is assumed that the beam moves in the vacuum ($\epsilon_1 = 1$).

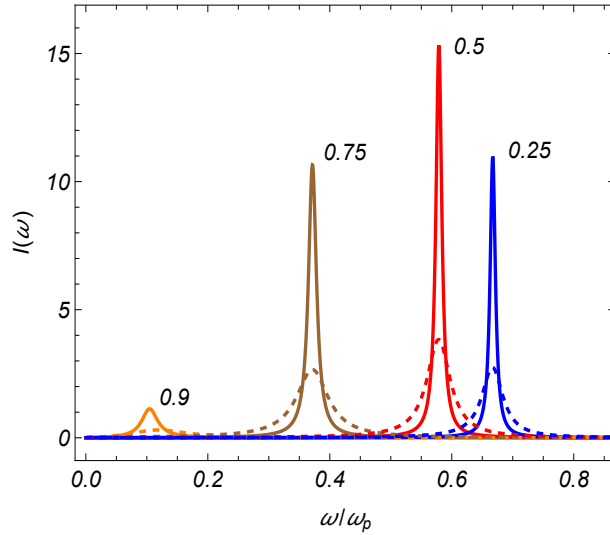


Figure 3: The same as in Fig. 2 for $r_0/r_c = 1.05$ and $\omega_p r_c/c = 2.5$. $\gamma/\omega_p = 1/25$. The full and dashed curves are plotted for $\gamma/\omega_p = 1/100$ and $\gamma/\omega_p = 1/25$.

To illustrate the dependence on the parameter γ in (25), in Fig. 3 the quantity $I(\omega)$ is plotted versus ω/ω_p for $\gamma/\omega_p = 1/100$ (full curves) and $\gamma/\omega_p = 1/25$ (dashed curves). For the other parameters we have taken the values corresponding to the dimensionless combinations $\omega_p r_c/c = 2.5$ and $r_0/r_c = 1.05$. As before, the numbers near the curves are the values of β . As expected, the heights of the peaks decrease with increasing γ whereas their widths increase.

In the idealized problem with real dielectric permittivities ε_0 and ε_1 in the range $\varepsilon_0 < 0 < \varepsilon_1 < 1/\beta^2$, the expression in the right-hand side of (21) has poles at the zeros of denominator. These poles correspond to the surface polariton eigenmodes of the cylinder and the equation determining their locations reads (for the dispersion equation in the general case of the azimuthal number n and the features of the distribution of the eigenmodes see, e.g., [16, 18, 24, 25])

$$U_{\text{sp}}(u) = 0. \quad (27)$$

The roots of this equation depend on the problem parameters in the form of two combinations $\beta_1 = \beta\sqrt{\varepsilon_1}$ and $\varepsilon_1/\varepsilon_0$. It can be shown that for a given β_1 the equation has a single root in the range

$$\beta_1^2 - 1 < \frac{\varepsilon_1}{\varepsilon_0} < 0, \quad (28)$$

and there are no roots outside that range. We will denote the root by $u = u_{\text{sp}}(\beta_1, \varepsilon_1/\varepsilon_0)$. For fixed β_1 the root u_{sp} is a monotonically decreasing function of the ratio $\varepsilon_1/\varepsilon_0$. We have $u_{\text{sp}} \rightarrow 0$ for $\varepsilon_1/\varepsilon_0 \rightarrow 0$ and $u_{\text{sp}} \rightarrow \infty$ for $\varepsilon_1/\varepsilon_0 \rightarrow \beta_1^2 - 1$. To see the values of the ratio $\varepsilon_1/\varepsilon_0$ needed to have a radiation on a given wavelength (determined by $u = k_z r_c$), we can consider (27) as an equation with respect to $\varepsilon_1/\varepsilon_0$ for a given u . The dependence of the corresponding roots, as functions of u , is depicted in Fig. 4 for different values of β_1 (numbers near the curves). With increasing velocity of the beam the range of the ratio $\varepsilon_1/\varepsilon_0$ allowing the existence of surface polaritons becomes narrower.

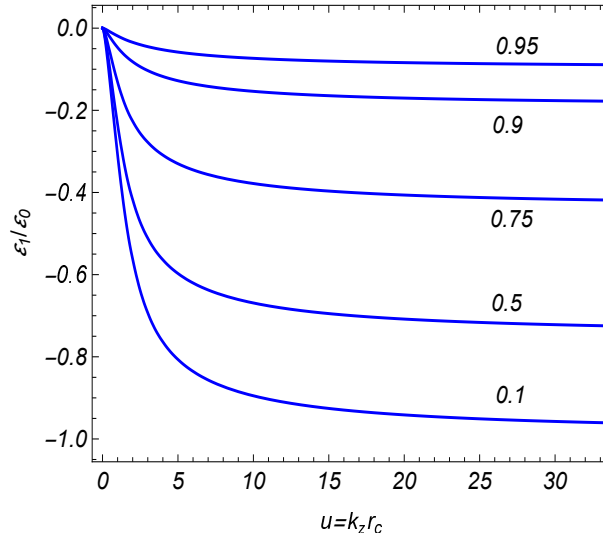


Figure 4: The solutions of the equation for surface polariton eigenmodes with respect to the ratio $\varepsilon_1/\varepsilon_0$ as functions of $u = k_z r_c$. The numbers near the curves correspond to the values of β_1 .

For real ε_0 and ε_1 in the range $\varepsilon_0 < 0 < \varepsilon_1 < 1/\beta^2$ the only energy losses are in the form of surface polaritons. In this case the expression under the imaginary part sign in (21) is real and the nonzero contribution to the total energy losses $\mathcal{E}_{\omega_{\text{sp}}} = \int d\omega (d\mathcal{E}/d\omega)$ comes from the pole $\omega = \omega_{\text{sp}} = v u_{\text{sp}}/r_c$

with u_{sp} being the root of the equation (27). In order to specify the integration contour near the pole we introduce a small imaginary part of the permittivity ε_0 writing it in the form $\varepsilon_0 = \varepsilon'_0 + i\varepsilon''_0$. Expanding with respect to the small imaginary part ε''_0 , we get

$$\begin{aligned} \frac{d\mathcal{E}}{d\omega} = & -Q^2 \frac{2\omega\gamma_1^2}{\pi v \varepsilon_1} \left[\frac{\varepsilon_1 w_0 I_0(w_0) I_1(w_1)}{\varepsilon_0 w_1 I_1(w_0) I_0(w_1)} - 1 \right] \\ & \times \text{Im} \left[\frac{\frac{I_0(w_1)}{K_0(w_1)} K_0^2(w_1 \frac{r_0}{r_c})}{U_{\text{sp}}(u) + \frac{i\varepsilon''_0}{\varepsilon_0} B} \right]_{\varepsilon_0 = \varepsilon'_0}. \end{aligned} \quad (29)$$

where

$$B = 1 + \frac{\varepsilon_0 \beta^2}{2\gamma_0} u \left[\frac{I_1(w_0)}{I_0(w_0)} - \frac{I_0(w_0)}{I_1(w_0)} \right]. \quad (30)$$

By taking into account that $0 \leq I_1(x)/I_0(x) < 1$ for $x \geq 0$ and $\varepsilon''_0(\omega) > 0$ for $\omega > 0$, we conclude that in the spectral range with $\varepsilon'_0 < 0$ one has $B > 0$. The limit $\varepsilon''_0 \rightarrow 0$ is taken by using the formula

$$\lim_{a \rightarrow 0^+} \text{Im} \left(\frac{1}{x - ia} \right) = \lim_{a \rightarrow 0^+} \frac{a}{x^2 + a^2} = \pi \delta(x). \quad (31)$$

By making use of this relation in (29) and integrating over frequency, for the energy radiated per unit time on a given surface polariton mode $u = u_{\text{sp}}$ we find

$$\mathcal{E}_{\omega_{\text{sp}}} = \frac{2Q^2 \omega_{\text{sp}}}{r_c \varepsilon_1} \frac{K_0^2(w_1 \frac{r_0}{r_c})}{|\partial_u U_{\text{sp}}(u)|} \gamma_1^2 [\varepsilon_1 w_0 I_0(w_0) I_1(w_1) - \varepsilon_0 w_1 I_1(w_0) I_0(w_1)]_{u=u_{\text{sp}}}. \quad (32)$$

Inside (outside) the cylinder, the radial dependence of the electric and magnetic fields corresponding to the radiated surface polaritons are given in terms of the function $I_1(\gamma_0 u_{\text{sp}} r/r_c)$ ($K_1(\gamma_1 u_{\text{sp}} r/r_c)$) for the components E_1 and H_2 and in terms of the function $I_0(\gamma_0 u_{\text{sp}} r/r_c)$ ($K_0(\gamma_1 u_{\text{sp}} r/r_c)$) for E_3 . The latter is the only nonzero component on the axis of the cylinder.

We have considered an idealized linear annular beam. The corresponding results describe the radiation intensity in the spectral range where the radiation wavelength is much larger than the beam transverse and longitudinal sizes. The corresponding results for the spectral density of the radiation intensity can be generalized for a finite size annular beam with azimuthally symmetric charge distribution $\rho(r, z)$. The Fourier components of the fields corresponding to the annular element of the beam with the charge $2\pi\rho(r', z')r'dr'dz'$ are obtained from the expressions given in Section 2 by the replacement

$$q \rightarrow \rho(r', z') e^{-ik_z z'} r' dr' dz', \quad r_0 \rightarrow r'. \quad (33)$$

The fields are obtained by the inverse Fourier transformation. For example, denoting by $\mathbf{E}_{(\rho)}(x)$ the electric field generated by the beam under consideration, we get

$$\mathbf{E}_{(\rho)}(x) = \int_0^\infty dr' \int_{-\infty}^{+\infty} dz' r' \rho(r', z') \int_{-\infty}^\infty dk_z e^{ik_z(z-z'-vt)} \frac{\mathbf{E}_{k_z}(r)|_{r_0=r'}}{q}, \quad (34)$$

where the nonzero components of $\mathbf{E}_{k_z}(r)$ are given by (14) and (15). The energy losses per unit length are expressed as

$$\frac{dW_{(\rho)}}{dz} = 2\pi \int_0^\infty dr \int_{-\infty}^{+\infty} dz r \rho(r, z) E_{(\rho)3}(x). \quad (35)$$

5 Conclusion

In this study, we have examined the radiation of surface polaritons from an annular beam of charged particles enclosing a cylindrical waveguide embedded in a homogeneous medium. The electric and magnetic fields have been found by using the Green dyadic for the geometry under consideration. The Fourier components of the electric field outside and inside the cylinder are given by the expressions (14) and (15). The magnetic field is directed along the azimuthal direction and the corresponding Fourier component is connected to the electric field by the relation (16). In the general case of dispersion for dielectric permittivities $\varepsilon_j = \varepsilon_j(\omega)$, the spectral density of the energy losses per unit time is given by (18), where the first term in the right-hand side corresponds to the energy losses in a homogeneous medium with permittivity ε_1 . Depending on the spectral range and dispersion law, the formula (18) describes different types of radiation processes: Cherenkov radiation propagating outside the cylinder, radiation on guiding modes of cylindrical waveguide and emission of surface polaritons.

The surface polaritons are radiated in the spectral range where the real parts of dielectric permittivities of the cylinder and surrounding medium have opposite signs. The detailed consideration is presented for the case $\varepsilon'_0 < 0 < \varepsilon'_1$. In this case the general formula is specified to (21). For small values of the imaginary part of the dielectric permittivity the spectral density of the energy losses have strong narrow peaks centered at the frequencies corresponding to the surface polaritonic eigenmodes of the dielectric cylinder. They are roots of the equation (27). The highest peaks are obtained for intermediate values of the beam velocity. We have presented the numerical results in the case of the Drude dispersion law for the cylinder dielectric permittivity. The spectral density of the radiation intensity for surface polaritons is displayed in Figs. 2 and 3 as a function of the radiation frequency in units of the plasma frequency.

As the damping frequency decreases, the height of the peaks in the spectral distribution of radiation intensity for surface polaritons increases, and their width decreases. In the limit $\gamma \rightarrow 0$ the spectrum of the surface polaritons becomes discrete with the eigenfrequencies determined by the solutions of (27). We have analytically demonstrated that transition by using the relation (31). For a given β_1 , the surface polaritons are radiated under the condition (28) for the ratio of dielectric permittivities. The wavelength of the radiated surface polaritons increases with increasing ratio $\varepsilon_1/\varepsilon_0$ (see Fig. 4).

Acknowledgement

A.A.S. was supported by the Science Committee of RA, in the frames of the research project No. 21AG-1C047. L.Sh.G., H.F.K., and V.Kh.K were supported by the Science Committee of RA, in the frames of the research project No. 21AG-1C069.

References

- [1] S.A. Maier, *Plasmonics: Fundamentals and Applications*, Springer, 2007.
- [2] S. Enoch, N. Bonod (Editors), *Plasmonics: From Basics to Advanced Topics*, Springer, 2012.
- [3] M.I. Stockman *et al.*, Roadmap on plasmonics, *J. Optics* 20 (2018) 043001.
- [4] R. Marqués, F. Martín, M. Sorolla, *Metamaterials with Negative Parameters: Theory, Design, and Microwave Applications*, John Wiley & Sons, Hoboken, NJ, 2008.
- [5] Zh. Han, S.I. Bozhevolnyi, Radiation guiding with surface plasmon polaritons, *Rep. Prog. Phys.* 76 (2013) 016402.
- [6] A. Boltasseva, H.A. Atwater, Low-loss plasmonic metamaterials, *Science* 331(6015) (2011) 290.

- [7] T.M. Wijesinghe, M. Premaratne, G.P. Agrawal, Low-loss dielectric-loaded graphene surface plasmon polariton waveguide based biochemical sensor, *J. Appl. Phys.* 117 (2015) 213105.
- [8] P.A.D. Gonçalves, N.M.R. Peres, *An Introduction to Graphene Plasmonics*, World Scientific, Singapore, 2016.
- [9] Y. Hajati, Z. Zambouri, M. Sabaeian, Low-loss and high-performance mid-infrared plasmon-phonon in graphene-hexagonal boron nitride waveguide, *J. Opt. Soc. Am. B.* 35 (2018) 446.
- [10] K. Zheng, Y. Yuan, L. Zhao, Y. Chen, F. Zhang, J. Song, J. Qu, Ultra-compact, low-loss terahertz waveguide based on graphene plasmonic technology, *2D Mater.* 7 (2020) 015016.
- [11] D. Teng, Z. Wang, Q. Huan, H. Wang, and K. Wang, A low loss platform for subwavelength terahertz graphene plasmon propagation, *Optical Materials* 128 (2022) 112436.
- [12] X. Qin, Y. He, W. Sun, P. Fu, S. Wang, Z. Zhou, Y. Li, Stepped waveguide metamaterials as low-loss effective replica of surface plasmon polaritons, *Nanophotonics* 12(7) (2023) 1285.
- [13] F.J. García de Abajo, Optical excitations in electron microscopy, *Rev. Mod. Phys.* 82 (2010) 209.
- [14] A. Rivacoba, N. Zabala, J. Aizpurua, Image potential in scanning transmission electron microscopy, *Prog. Surf. Sci.* 65 (2000) 1.
- [15] A.S. Kotanjyan, A.R. Mkrtchyan, A.A. Saharian, V.Kh. Kotanjyan, Radiation of surface waves from a charge rotating around a dielectric cylinder, *JINST* 13 (2018) C01016.
- [16] A.S. Kotanjyan, A.R. Mkrtchyan, A.A. Saharian, V.Kh. Kotanjyan, Generation of surface polaritons in dielectric cylindrical waveguides, *Phys. Rev. Spec. Top. Accel. Beams* 22 (2019) 040701.
- [17] A.A. Saharian, L.Sh. Grigoryan, A.Kh. Grigorian, H.F. Khachatryan, A.S. Kotanjyan, Cherenkov radiation and emission of surface polaritons from charges moving paraxially outside a dielectric cylindrical waveguide, *Phys. Rev. A* 102 (2020) 063517.
- [18] A.A. Saharian, L.Sh. Grigoryan, A.S. Kotanjyan, H.F. Khachatryan, Surface polariton excitation and energy losses by a charged particle in cylindrical waveguides, *Phys. Rev. A* 107 (2023) 063513.
- [19] *Annular Electron Beams*, in: *Pulsed Power*. Springer, Boston, MA, 2005, Chapter 23, pp. 413-432. https://doi.org/10.1007/0-306-48654-7_23.
- [20] S.M. Lloyd, M. Babiker, G. Thirunavukkarasu, J. Yuan, Electron vortices: Beams with orbital angular momentum, *Rev. Mod. Phys.* 89 (2017) 035004.
- [21] Y. Liu, D. Wu, T. Liang, Zh. Sheng, X. He, Manipulation of annular electron beams in plasmas, [arXiv:2410.10196](https://arxiv.org/abs/2410.10196).
- [22] L.Sh. Grigoryan, A.S. Kotanjyan, A.A. Saharian, Green function of an electromagnetic field in cylindrically symmetric inhomogeneous medium, *Izv. Nats. Akad. Nauk Arm., Fiz.* 30 (1995) 239 (Engl. Transl.: *J. Contemp. Phys.*).
- [23] A.A. Saharian, S.B. Dabagov, H.F. Khachatryan, L.Sh. Grigoryan, Quasidiscrete spectrum Cherenkov radiation by a charge moving inside a dielectric waveguide, *JINST* 19 (2024) C06017.
- [24] J.C. Ashley, L.C. Emerson, Dispersion relations for nonradiative surface plasmons on cylinders, *Surf. Sci.* 41 (1974) 615.
- [25] H. Khosravi, D. R. Tilley, R. Loudon, Surface polaritons in cylindrical optical fibers, *J. Opt. Soc. Am. A* 8 (1991) 112.