

# Randomized directional search for nonconvex optimization

Yuxuan Zhang<sup>1\*</sup> and Wenxun Xing<sup>1</sup>

<sup>1</sup>Department of Mathematical Sciences, Tsinghua University, Beijing, 100084, China.

\*Corresponding author. E-mail: [yx-z20@mails.tsinghua.edu.cn](mailto:yx-z20@mails.tsinghua.edu.cn);  
Contributing author: [wxing@tsinghua.edu.cn](mailto:wxing@tsinghua.edu.cn);

## Abstract

Direct search methods are a class of popular global optimization algorithms for general nonconvex programs. In this paper, we propose a randomized directional search algorithm (RDSA) for globally solving nonconvex optimization problems. The convergence of RDSA to a global optimizer is established and its computational complexity is derived. Additionally, IRDSA is proposed as an improved algorithm of RDSA. We then apply both RDSA and IRDSA to nonconvex programs with multiple local optima. Results demonstrate that RDSA and IRDSA exhibit remarkable efficacy to identify the global optimum and outperform other global optimization algorithms in terms of accuracy, efficiency, and robustness.

**Keywords:** Randomized directional search, Directional direct search method, Nonconvex optimization, Global optimality

**MSC Classification:** 90C26 , 90C56 , 90C60

---

**Funding:** This work is supported by the National Natural Science Foundation of China Grant No. 11771243

# 1 Introduction

In this paper, we consider the following nonconvex optimization problem:

$$\begin{aligned} \min \quad & f(x) \\ \text{s.t.} \quad & x \in \mathcal{X}, \end{aligned} \tag{1}$$

where  $f(x)$  is a real-valued continuous and nonconvex function, and  $\mathcal{X}$  is a compact and convex set in the  $N$ -dimensional Euclidean space  $\mathbb{R}^N$ . The primary focus of our research lies in global optimization algorithms and their associated computational complexity.

In the academia as well as the industry, nonconvex optimization problems have a wide range of applications. However, in most nonconvex optimization problems of the form (1), locating the global minimum is NP-hard [1]. Typically, global optimization algorithms can be categorized into two principal classes, the deterministic algorithms and the randomized algorithms.

Many classical algorithms, such as the branch and bound method [2], the cutting plane method [3] and the filled function method [4, 5], fall within the category of deterministic global optimization algorithms. The branch and bound method and the cutting plane method are both intended for structured optimization problems. Specifically, the branch and bound method necessitates the relaxed problem to be easily solvable. And the cutting plane method is particularly applicable in the context of Mixed Integer Linear Programming (MILP). The filled function method, in contrast, is designed for general optimization problems. It escapes from local minima through minimizing an auxiliary function. Nonetheless, the complexity analysis for the filled function method remains insufficient.

Randomized algorithms can be further categorized into derivative-based algorithms and derivative-free algorithms. Recent works on randomized derivative-based algorithms include both first-order methods [6, 7] and second-order methods [8, 9]. A significant number of these methods are extended from convex optimization algorithms and theoretical developments of these algorithms center on their convergence rates to stationary points rather than the global minimum.

On the other hand, research on randomized derivative-free algorithms exhibits greater diversity [10, 11]. Some of these are direct search methods, such as pure random search (PRS) [12], adaptive search methods [13, 14] and intelligent algorithms [15]. In typical direct search methods, random points are sampled from a specific distribution and the best solution found is retained. In PRS, the sampling distribution is always the uniform distribution over  $\mathcal{X}$ . To attain an  $\epsilon$ -optimal solution, the expected number of sampling points in PRS is  $O((K/\epsilon)^N)$  when  $\mathcal{X}$  is a  $N$ -dimensional unit ball and  $f$  satisfies the Lipschitz condition with the Lipschitz constant  $K$  [12]. In pure adaptive search (PAS),  $x_{k+1}$  is uniformly sampled from the improving level set  $\{x \in \mathcal{X} | f(x) < f(x_k)\}$ , for  $k = 0, 1, \dots$ . To attain an  $\epsilon$ -optimal solution, the expected number of sampling points in PAS is  $O(1 + N[\ln(KD_0/\epsilon)])$  where  $K$  is the Lipschitz constant and  $D_0$  is the diameter of  $\mathcal{X}$  [16]. Although this complexity result is linear in the dimension  $N$ , PAS cannot be directly implemented because it is difficult to generate a point from an arbitrary level set. Linear complexity results in converging to the global minimum can

be established as well for other adaptive search methods, including hesitant adaptive search (HAS) and annealing adaptive search (AAS) [14]. Nonetheless, these methods cannot be precisely implemented. In intelligent algorithms, diverse rules are devised to generate the next iteration point. For instance, the Metropolis rule is utilized by simulated annealing (SA) and the pseudo-random proportional rule is employed by the ant colony system (ACS). Intelligent algorithms are straightforward in implementation, and some have been proven to converge in probability to the global minimum [17]. However, their computational complexity are rarely evaluated.

The other randomized derivative-free algorithms are directional direct search methods. In directional direct search methods, random directions are sampled at each step and the iteration points are generated by line searching along these random directions. Modifications within directional direct search methods primarily involve designing the set of random directions and determining the line search stepsizes. Many such algorithms are designed for the derivative-free optimization (DFO) scenario, where  $f$  is smooth, yet the derivatives of  $f$  are inaccessible. In these algorithms, random directions are typically required to form a positive spanning set (PSS), whose conical combination spans  $\mathbb{R}^N$  and stepsizes are chosen to be sufficiently small to ensure descent. Recent works [18–20] have explored the convergence rates and worst-case complexity of these algorithms to merely stationary points when  $f$  is nonconvex. Hit-and-run methods [21] represent a class of directional direct search methods aiming at finding a global minimizer. These methods couple the hit-and-run generator with ideas from adaptive search methods. The hit-and-run generator approximates a uniform distribution over an arbitrary set by sampling random directions from a multivariate normal distribution and random stepsizes from the set of all feasible stepsizes. However, the convergence rate of the hit-and-run generator has only been discussed in the context of convex sets. When  $f$  is nonconvex, the level sets of  $f$  may be nonconvex. Thus the convergence analysis of any hit-and-run method in the nonconvex case is inadequate. In conclusion, there are few existing results on the computational complexity of a directional direct search algorithm in identifying a global minimizer.

The main contributions of this paper are summarized as follows.

We propose a randomized directional search algorithm (RDSA) for globally solving (1). In RDSA, the random directions are sampled from the uniform distribution over a hypersphere and multiple points are searched along each random direction at a uniform distance. Different from other directional direct search algorithms, RDSA is proved to converge in probability to a global minimizer and its computational complexity is investigated as well.

We later introduce an assumption that  $|f(x) - f(x')| \leq \frac{\epsilon}{2}$  for all  $x \in \mathcal{X}$  and  $\|x - x'\| \leq R_0$ . Additionally, denoted by  $D_0$  the diameter of  $\mathcal{X}$  (details of notations and assumptions are given in Section 2). Under the assumption, we demonstrate that, to attain an  $\epsilon$ -optimal solution, the expected number of points searched by RDSA is at most  $O\left(\left(\frac{2D_0}{\sqrt{3}R_0}\right)^N \cdot \frac{D_0}{R_0} \cdot \sqrt{N}\right)$ . This complexity result can be compared with the  $O((K/\epsilon)^N)$  complexity of PRS, which is a direct search method. Due to distinct assumptions regarding  $f$  and  $\mathcal{X}$ , the complexity results differ in their base parameters; nevertheless, they possess the same exponential magnitude.

Furthermore, an improved randomized directional search algorithm (IRDSA) is designed to enhance the performance of RDSA in numerical experiments, even though its theoretical complexity is higher than RDSA. We then conduct experiments on RDSA and IRDSA using benchmark nonconvex optimization problems, against two direct search methods and a filled function method. Experimental results indicate that RDSA and IRDSA surpass the other algorithms in terms of accuracy, efficiency and robustness.

The rest of the paper is organized as follows. In Section 2, notations, assumptions and some relevant results are provided. In Section 3, we present RDSA and IRDSA and state theoretically the convergence and computational complexity of RDSA. Numerical tests are discussed in Section 4. Finally, concluding remarks are presented in Section 5.

## 2 Preliminaries

General notations are listed as follows.  $\mathbb{R}^N$  denotes the  $N$ -dimensional Euclidean space and  $\|\cdot\|$  denotes the Euclidean norm. For points  $x, y$  in  $\mathbb{R}^N$ ,  $d(x, y) = \|x - y\|$  denotes their Euclidean distance. For vectors  $x, y$  in  $\mathbb{R}^N$ ,  $\langle x, y \rangle$  denotes their included angle and  $(x, y)$  denotes their inner product. For a point  $x$  and a vector  $d$  both in  $\mathbb{R}^N$ ,  $\mathcal{R}(x, d) = \{x + td | t \geq 0\}$  denotes the ray starting from  $x$  along  $d$ . A mathematical calligraphy font letter (e.g.,  $\mathcal{S}$ ) denotes a set. For a set  $\mathcal{S}$ ,  $d_{\mathcal{S}}(x) = \min_{s \in \mathcal{S}} d(x, s)$  denotes the Euclidean distance from a point  $x$  to  $\mathcal{S}$  and  $d(\mathcal{S}) = \max_{s_1, s_2 \in \mathcal{S}} \|s_1 - s_2\|$  denotes the diameter of  $\mathcal{S}$ .  $m(\mathcal{S})$  denotes the measure of  $\mathcal{S}$ .  $\mathcal{B}(x, R) = \{y \in \mathbb{R}^N | d(x, y) < R\}$  denotes the open ball centered at  $x$  with radius  $R$  and  $\overline{\mathcal{B}}(x, R)$  denotes its closure;  $\mathcal{S}^{N-1} = \{x \in \mathbb{R}^N | \|x\| = 1\}$  denotes the  $(N-1)$ -dimensional sphere. In addition, denoted by  $f^*$  the global optimal value of (1),

$$f^* = \inf_{x \in \mathcal{X}} f(x)$$

and by  $D_0$  the diameter of  $\mathcal{X}$ ,

$$D_0 = d(\mathcal{X}).$$

Furthermore, some definitions and relevant results are given below.

**Definition 1** (Extended Set.) Given a set  $\mathcal{X}$  in  $\mathbb{R}^N$  and a  $R > 0$ , the  $R$ -extended set  $\mathcal{X}_R$  of  $\mathcal{X}$  is defined as

$$\mathcal{X}_R = \{x \in \mathbb{R}^N | d_{\mathcal{X}}(x) \leq R\}.$$

**Proposition 1** For a convex  $\mathcal{X}$  and any  $R > 0$ ,  $\mathcal{X}_R$  is a convex set.

**Proposition 2** For a  $\mathcal{X}$  and any  $R > 0$ , the diameter of  $\mathcal{X}_R$  satisfies  $d(\mathcal{X}_R) \leq D_0 + 2R$ .

**Definition 2** ( $\epsilon$ -better and  $\epsilon$ -optimal.) Given any  $\epsilon > 0$  and any  $x_1 \in \mathcal{X}$ ,  $x_2 \in \mathcal{X}$  is called an  $\epsilon$ -better point than  $x_1$  if  $f(x_2) \leq f(x_1) - \epsilon$ ;  $x$  is called an  $\epsilon$ -optimal point if  $f(x) \leq f^* + \epsilon$ .

An error threshold  $\epsilon$  is preset, meaning that the algorithm is designed to find an  $\epsilon$ -optimal point.

Finally, the following assumptions are considered throughout the paper.

**Assumption 1** Given any  $R > 0$ , it is trivial to verify whether  $x$  is in  $\mathcal{X}_R$ .

**Assumption 2** For the given threshold  $\epsilon > 0$ , there exists a  $R_0 > 0$  such that  $f$  is well-defined on  $\mathcal{X}_{R_0}$  and

$$|f(x') - f(x)| \leq \frac{\epsilon}{2}, \quad \forall x' \in \overline{\mathcal{B}}(x, R_0) \subseteq \mathcal{X}_{R_0}$$

holds for any  $x \in \mathcal{X}$  where  $f$  is the objective function in (1).

For the general  $\mathcal{X}$  and  $f$ , chances exist that the global minimum of (1) lies on the boundary of  $\mathcal{X}$ . The  $R_0$ -neighborhood of each global minimizer is included in  $\mathcal{X}_{R_0}$  and thus algorithms are designed in  $\mathcal{X}_{R_0}$ .

### 3 Main algorithms and theoretical results

In this section, we firstly present the pseudocode of RDSA and provide brief illustrations. Then the convergence and computational complexity of RDSA are discussed. Lastly, IRDSA is presented as an improved algorithm of RDSA.

#### 3.1 The pseudocode of RDSA

RDSA is presented as follows.

---

**Algorithm 1:** Randomized Directional Search Algorithm (RDSA)

---

**Input:** An initial point  $x_0$ .  
**Output:** A feasible point of (1).

- 1 Choose the number of generated directions  $M$  and an initial stepsize  $R_0$ ; set  $m = 1$  and  $x_1 = x_0$ ;
- 2 **while**  $m \leq M$  **do**
- 3     Generate a  $d_m$  from the uniform distribution over  $\{d \in \mathbb{R}^N \mid \|d\| = 1\}$ ;  
        $r = R_0$ ;
- 4     **while**  $x_0 + r \cdot d_m \in \mathcal{X}_{R_0}$  **do**
- 5         **if**  $f(x_0 + r \cdot d_m) < f(x_1)$  **then**
- 6              $x_1 = x_0 + r \cdot d_m$ ;
- 7         **end**
- 8          $r = r + R_0$ ;
- 9     **end**
- 10     $m = m + 1$ ;
- 11 **end**
- 12 Select a  $x_2$  in  $\mathcal{X} \cap \overline{\mathcal{B}}(x_1, R_0)$ ;  
       **return**  $\arg \min_{x_0, x_2} f(x)$ ;

---

For  $m = 1, 2, \dots, M$ , a direction  $d_m$  is randomly generated and multiple points are searched along  $d_m$  at a uniform distance of  $R_0$ . The obtained best point  $x_1$  is updated whenever a better point  $x_0 + r \cdot d_m$  is found. The searching point  $x_0 + r \cdot d_m$  is allowed in  $\mathcal{X}_{R_0}$  which is an extended set of  $\mathcal{X}$ . After the random search,  $x_2$  is selected from  $\mathcal{X} \cap \overline{\mathcal{B}}(x_1, R_0)$  as a feasible alternation of  $x_1$ . The attainability of  $x_2$  is guaranteed by Assumptions 1 and 2, and moreover,  $f(x_2) \leq f(x_1) + \frac{\epsilon}{2}$ . Eventually, the better point between  $x_2$  and  $x_0$  is picked as the output point.

### 3.2 The convergence and complexity results of RDSA

In this subsection, we aim at verifying the  $\epsilon$ -global optimality of RDSA. To begin with, the following definition is introduced corresponding to the optimal value  $f^*$  and the threshold  $\epsilon$ .

**Definition 3** For the given threshold  $\epsilon > 0$ , the set  $\mathcal{X}^*(\frac{\epsilon}{2}) := \{x \in \mathcal{X}_{R_0} | f(x) \leq f^* + \frac{\epsilon}{2}\}$  is defined as the  $\frac{\epsilon}{2}$ -optimal set in  $\mathcal{X}_{R_0}$ .

The following lemma is now given as a sufficient condition for the  $\epsilon$ -optimality of RDSA.

**Lemma 1** *If a point  $x_1$  in  $\mathcal{X}^*(\frac{\epsilon}{2})$  is found along any of the  $M$  random directions in RDSA, then  $x_2 \in \mathcal{X}$  is  $\epsilon$ -optimal and RDSA succeeds to output an  $\epsilon$ -optimal point in  $\mathcal{X}$ .*

**Proof.** According to Assumptions 1 and 2, when  $x_1$  is  $\frac{\epsilon}{2}$ -optimal, we have

$$f(x_2) \leq f(x_1) + \frac{\epsilon}{2} \leq f^* + \epsilon. \quad \square$$

Since  $\mathcal{X}$  is a compact set and  $f$  is continuous, the optimal value  $f^*$  of (1) is reachable in  $\mathcal{X}$ , and the following lemma is formulated for any global minimizer  $x^*$  such that  $f(x^*) = f^*$ .

**Lemma 2** *Let  $x^* \in \mathcal{X}$  be a global minimizer of (1) and assume that  $x_0 \in \mathcal{X}$  is not  $\epsilon$ -optimal (i.e.,  $f(x_0) > f^* + \epsilon$ ), then  $\|x^* - x_0\| > R_0$  and  $\overline{\mathcal{B}}(x^*, R_0) \subseteq \mathcal{X}^*(\frac{\epsilon}{2})$ .*

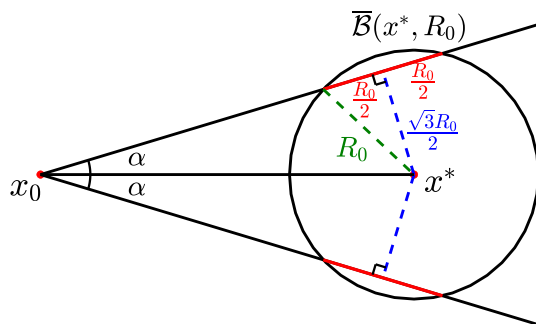
**Proof.** According to Assumption 2, for all  $x \in \overline{\mathcal{B}}(x^*, R_0) \subseteq \mathcal{X}_{R_0}$ , we have

$$f(x) \leq f(x^*) + \frac{\epsilon}{2} = f^* + \frac{\epsilon}{2} < f(x_0) - \frac{\epsilon}{2},$$

which implies that  $\|x^* - x_0\| > R_0$  and  $\overline{\mathcal{B}}(x^*, R_0) \subseteq \mathcal{X}^*(\frac{\epsilon}{2})$ . □

Define the process of randomly sampling a  $d_m$  and line searching along  $d_m$  as one random trial and consider the total  $M$  random trials altogether as the random search. In light of Lemma 1, the analysis on the global optimality of RDSA is continued by determining whether a point within  $\mathcal{X}^*(\frac{\epsilon}{2})$  is located in the random search. One such point found is regarded as the success of RDSA and we proceed to estimate the success probability of RDSA.

The only use of randomness in the random search is in sampling each  $d_m$ , which is independent and identically distributed. Therefore the success probability of each



**Fig. 1**  $R(x_0, d)$  when  $\langle x^* - x_0, d \rangle = \alpha$  and  $\overline{B}(x^*, R_0)$  ( $N = 2$ )

random trial is identical, and is denoted by  $p_\epsilon$  later. A lower bound for  $p_\epsilon$  will be given in Theorem 1 beginning with the following definition.

**Definition 4** Let  $x^* \in \mathcal{X}$  be a global minimizer of (1) and assume that  $x_0 \in \mathcal{X}$  is not  $\epsilon$ -optimal, the angle  $\alpha$  is defined as  $\alpha = \arcsin \frac{\sqrt{3}R_0}{2\|x^* - x_0\|}$  and the set of directions is defined as  $\mathcal{S}_\alpha^{N-1} = \{d \in \mathbb{R}^N \mid \|d\| = 1, \langle x^* - x_0, d \rangle \leq \alpha\}$ .

By Lemma 2,  $\|x^* - x_0\| > R_0$  and thus  $\alpha$  is well-defined. For notational convenience,  $\alpha$  and  $\mathcal{S}_\alpha^{N-1}$  are used in the above definition neglecting their dependencies on  $x_0$  and  $x^*$ . One unit vector in  $\mathbb{R}^N$  is uniquely correspondent to one unit sphere point on  $\mathcal{S}^{N-1}$  ( $\mathcal{S}^{N-1}$  is the  $(N-1)$ -dimensional unit sphere defined in Section 2) and thus  $\mathcal{S}_\alpha^{N-1}$  represents a spherical cap with the colatitude angle  $\alpha$  as well. The following lemma illustrates some properties of  $\alpha$  and  $\mathcal{S}_\alpha^{N-1}$ .

**Lemma 3** Let  $x^* \in \mathcal{X}$  be a global minimizer of (1) and assume that  $x_0 \in \mathcal{X}$  is not  $\epsilon$ -optimal, the angle  $\alpha$  and the set  $\mathcal{S}_\alpha^{N-1}$  satisfies:

1.  $\frac{\sqrt{3}R_0}{2D_0} \leq \sin \alpha < \frac{\sqrt{3}}{2}$ , and equivalently  $\arcsin\left(\frac{\sqrt{3}R_0}{2D_0}\right) \leq \alpha < \frac{\pi}{3}$ .

2. For every  $d \in \mathcal{S}_\alpha^{N-1}$ , the length of the chord  $\mathcal{R}(x_0, d) \cap \overline{B}(x^*, R_0)$  is no less than  $R_0$ .

**Proof.** Since  $x_0, x^* \in \mathcal{X}$ ,  $\|x^* - x_0\| \leq d(\mathcal{X}) = D_0$ , and  $\|x^* - x_0\| > R_0$  is given in Lemma 2. Together with  $\sin \alpha = \frac{\sqrt{3}R_0}{2\|x^* - x_0\|}$ , the first conclusion is obtained. The distance from  $x^*$  to the ray  $\mathcal{R}(x_0, d)$  equals  $\|x^* - x_0\| \cdot \sin(\langle x^* - x_0, d \rangle)$ , and is no greater than  $\frac{\sqrt{3}}{2}R_0$  for every  $d \in \mathcal{S}_\alpha^{N-1}$ . Therefore the length of the chord  $\mathcal{R}(x_0, d) \cap \overline{B}(x^*, R_0)$  is no less than  $R_0$ , which is illustrated in Fig. 1.  $\square$

Based on Lemma 3, the following lemma describes a sufficient condition for the success of RDSA.

**Lemma 4** *If any randomly generated  $d_m$  is in  $\mathcal{S}_\alpha^{N-1}$ , then the success of RDSA is achieved.*

**Proof.** Along each random direction  $d_m$ , points are uniformly searched at a distance of  $R_0$ . Thus a point in  $\overline{\mathcal{B}}(x^*, R_0)$  is obtained for certain along any  $d_m \in \mathcal{S}_\alpha^{N-1}$  according to Lemma 3. Since  $\overline{\mathcal{B}}(x^*, R_0) \subseteq \mathcal{X}^*(\frac{\epsilon}{2})$  by Lemma 2, then RDSA succeeds and outputs an  $\epsilon$ -optimal point in  $\mathcal{X}$  following Lemma 1.  $\square$

It is concluded that the probability of a  $d_m$  belonging to  $\mathcal{S}_\alpha^{N-1}$  serves as a lower bound for  $p_\epsilon$ . Such a probability is estimated in the following theorem.

**Theorem 1** *Let  $x^* \in \mathcal{X}$  be a global minimizer of (1) and assume that  $x_0 \in \mathcal{X}$  is not  $\epsilon$ -optimal. For a random direction  $d_m$  generated from the uniform distribution over  $\{d \in \mathbb{R}^N \mid \|d\| = 1\}$ , define  $p_{N,\alpha}$  as the probability of such  $d_m$  belonging to  $\mathcal{S}_\alpha^{N-1} = \{d \in \mathbb{R}^N \mid \|d\| = 1, \langle x^* - x_0, d \rangle \leq \alpha\}$ , then the following statements hold for  $p_{N,\alpha}$ :*

$$p_{N,\alpha} = \begin{cases} \frac{1}{\pi} \alpha & N = 2 \\ \frac{1}{2} (1 - \cos \alpha) & N = 3 \\ \frac{1}{\pi} \left( \alpha - \sum_{t=0}^{\frac{N}{2}-2} \frac{(2t)!!}{(2t+1)!!} \cos \alpha \sin^{2t+1} \alpha \right) & N \text{ is even and } N \geq 4 \\ \frac{1}{2} \cdot \left[ 1 - \cos \alpha \left( 1 + \sum_{t=1}^{\frac{N-3}{2}} \frac{(2t-1)!!}{(2t)!!} \sin^{2t} \alpha \right) \right] & N \text{ is odd and } N \geq 5. \end{cases}$$

2.

$$p_{N,\alpha} \geq \begin{cases} \frac{(N-2)!!}{\pi N \cdot (N-3)!!} \cos \alpha \sin^N \alpha & N \text{ is even and } N \geq 4 \\ \frac{(N-2)!!}{2(N-1)!!} \cos \alpha \sin^{N-1} \alpha & N \text{ is odd and } N \geq 5. \end{cases}$$

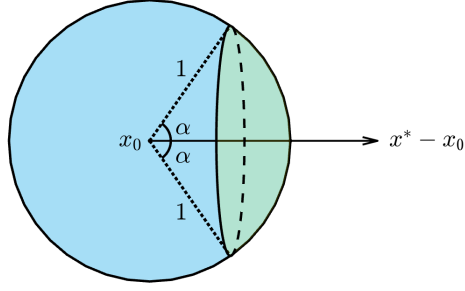
**Proof.** For a  $d_m$  generated from the uniform distribution over  $\{d \in \mathbb{R}^N \mid \|d\| = 1\}$ ,  $p_{N,\alpha}$  can be computed as the proportion of the area  $m(\mathcal{S}_\alpha^{N-1})$  of the spherical cap  $\mathcal{S}_\alpha^{N-1}$  to that of the unit sphere  $\mathcal{S}^{N-1}$ ,

$$p_{N,\alpha} = \frac{m(\mathcal{S}_\alpha^{N-1})}{w_{N-1}} \quad (2)$$

where  $w_{N-1}$  denotes the surface area of  $\mathcal{S}^{N-1}$ . For illustration, we demonstrate  $\mathcal{S}_\alpha^2$  (the green shaded area) and  $\mathcal{S}^2$  (the blue shaded area and the green shaded area as a whole) in Fig. 2. The surface area formula of the spherical cap  $\mathcal{S}_\alpha^{N-1}$  [22] is given by

$$m(\mathcal{S}_\alpha^{N-1}) = w_{N-2} \int_0^\alpha \sin^{N-2} \theta d\theta. \quad (3)$$





**Fig. 2** The spherical cap  $\mathcal{S}_\alpha^2$  of the unit ball in  $\mathbb{R}^3$

Therefore we have

$$p_{N,\alpha} = \frac{w_{N-2}}{w_{N-1}} \int_0^\alpha \sin^{N-2} \theta d\theta. \quad (4)$$

For any  $N \geq 2$ ,  $w_{N-1}$  is given by

$$w_{N-1} = \frac{2\pi^{N/2}}{\Gamma(N/2)}, \quad (5)$$

where  $\Gamma(\cdot)$  is the Gamma function with

$$\Gamma\left(\frac{N}{2}\right) = \begin{cases} \left(\frac{N}{2} - 1\right)\left(\frac{N}{2} - 2\right) \cdots 1 & N \text{ is even} \\ \left(\frac{N}{2} - 1\right)\left(\frac{N}{2} - 2\right) \cdots \frac{1}{2}\sqrt{\pi} & N \text{ is odd.} \end{cases} \quad (6)$$

When  $N \geq 2$ ,

$$\begin{aligned} \int_0^\alpha \sin^N \theta d\theta &= -\cos \alpha \sin^{N-1} \alpha - \int_0^\alpha (N-1)(\sin^2 \theta - 1) \sin^{N-2} \theta d\theta \\ \implies N \int_0^\alpha \sin^N \theta d\theta &= -\cos \alpha \sin^{N-1} \alpha + (N-1) \int_0^\alpha \sin^{N-2} \theta d\theta. \end{aligned} \quad (7)$$

Denote  $I_{N,\alpha} = \int_0^\alpha \sin^N \theta d\theta$ , we have when  $N \geq 2$

$$I_{N,\alpha} = \frac{N-1}{N} I_{N-2,\alpha} - \frac{1}{N} \cos \alpha \sin^{N-1} \alpha; \quad (8)$$

and when  $N = 0, 1$ ,

$$I_{1,\alpha} = \int_0^\alpha \sin \theta d\theta = 1 - \cos \alpha \quad \text{and} \quad I_{0,\alpha} = \int_0^\alpha \sin^0 \theta d\theta = \alpha. \quad (9)$$

Considering that  $I_{N,\alpha}$  and  $\Gamma(N/2)$  have different expressions when  $N$  is odd or even, the calculation of  $p_{N,\alpha}$  is categorized by the parity of  $N$ .

Condition 1:  $N$  is even.

When  $N = 2$ ,  $p_{2,\alpha} = \frac{m(\mathcal{S}_\alpha^1)}{w_1} = \frac{2\alpha}{2\pi} = \frac{1}{\pi}\alpha$  is directly calculated from (2).

When  $N \geq 4$ , for the first part of (4) we have from (5) and (6),

$$\begin{aligned} \frac{w_{N-2}}{w_{N-1}} &= \frac{\Gamma(\frac{N}{2})}{\sqrt{\pi} \cdot \Gamma(\frac{N-1}{2})} \\ &= \frac{(\frac{N}{2} - 1)(\frac{N}{2} - 2) \cdots 1}{\sqrt{\pi} (\frac{N-1}{2} - 1)(\frac{N-1}{2} - 2) \cdots \frac{1}{2} \sqrt{\pi}} \\ &= \frac{1}{\pi} \cdot \frac{(\frac{1}{2})^{N/2-1} \cdot (N-2)(N-4) \cdots 2}{(\frac{1}{2})^{N/2-1} \cdot (N-3)(N-5) \cdots 1} \\ &= \frac{(N-2)!!}{\pi(N-3)!!}. \end{aligned} \quad (10)$$

When  $N \geq 4$ , for the second part of (4), we have from (8),

$$\begin{aligned} I_{N-2,\alpha} &= \frac{N-3}{N-2} I_{N-4,\alpha} - \frac{1}{N-2} \cos \alpha \sin^{N-3} \alpha \\ &= \frac{(N-3)(N-5)}{(N-2)(N-4)} I_{N-6,\alpha} - \frac{N-3}{N-2} \frac{1}{N-4} \cos \alpha \sin^{N-5} \alpha - \frac{1}{N-2} \cos \alpha \sin^{N-3} \alpha \\ &= \cdots \\ &= \frac{(N-3)(N-5) \cdots 1}{(N-2)(N-4) \cdots 2} I_{0,\alpha} - \frac{(N-3)(N-5) \cdots 3}{(N-2)(N-4) \cdots 4} \frac{1}{2} \cos \alpha \sin \alpha - \cdots \\ &\quad - \frac{N-3}{N-2} \frac{1}{N-4} \cos \alpha \sin^{N-5} \alpha - \frac{1}{N-2} \cos \alpha \sin^{N-3} \alpha \\ &= \frac{(N-3)!!}{(N-2)!!} \alpha - \sum_{t=1}^{N/2-2} \frac{(N-3)(N-5) \cdots (2t+1)}{(N-2)(N-4) \cdots (2t+2)} \frac{1}{2t} \cos \alpha \sin^{2t-1} \alpha \\ &\quad - \frac{1}{N-2} \cos \alpha \sin^{N-3} \alpha. \end{aligned} \quad (11)$$

Combining (10) and (11), when  $N \geq 4$  we have

$$\begin{aligned}
p_{N,\alpha} &= \frac{w_{N-2}}{w_{N-1}} I_{N-2,\alpha} \\
&= \frac{(N-2)!!}{\pi(N-3)!!} \left[ \frac{(N-3)!!}{(N-2)!!} \alpha - \sum_{t=1}^{N/2-2} \frac{(N-3)(N-5)\cdots(2t+1)}{(N-2)(N-4)\cdots(2t+2)} \frac{1}{2t} \cos \alpha \sin^{2t-1} \alpha \right. \\
&\quad \left. - \frac{1}{N-2} \cos \alpha \sin^{N-3} \alpha \right] \\
&= \frac{1}{\pi} \left[ \alpha - \cos \alpha \sin \alpha - \frac{2}{3} \cos \alpha \sin^3 \alpha - \frac{4 \cdot 2}{5 \cdot 3} \cos \alpha \sin^5 \alpha - \cdots \right. \\
&\quad \left. - \frac{(N-4)!!}{(N-3)!!} \cos \alpha \sin^{N-3} \alpha \right] \\
&= \frac{1}{\pi} \left( \alpha - \sum_{t=0}^{N/2-2} \frac{(2t)!!}{(2t+1)!!} \cos \alpha \sin^{2t+1} \alpha \right).
\end{aligned} \tag{12}$$

Condition 2:  $N$  is odd.

When  $N = 3$ ,  $p_{N,\alpha} = \frac{w_1}{w_2} I_{1,\alpha} = \frac{1}{2}(1 - \cos \alpha)$  is calculated from (4) and (9).

When  $N \geq 5$ , for the first part of (4) we have from (5) and (6),

$$\begin{aligned}
\frac{w_{N-2}}{w_{N-1}} &= \frac{\Gamma(\frac{N}{2})}{\sqrt{\pi} \cdot \Gamma(\frac{N-1}{2})} \\
&= \frac{(\frac{N}{2} - 1)(\frac{N}{2} - 2) \cdots \frac{3}{2} \cdot \frac{1}{2} \sqrt{\pi}}{\sqrt{\pi} (\frac{N-1}{2} - 1)(\frac{N-1}{2} - 2) \cdots 1} \\
&= \frac{(\frac{1}{2})^{(N-1)/2} \cdot (N-2)(N-4) \cdots 3 \cdot 1}{(\frac{1}{2})^{(N-1)/2-1} \cdot (N-3)(N-5) \cdots 2} \\
&= \frac{(N-2)!!}{2(N-3)!!}.
\end{aligned} \tag{13}$$

When  $N \geq 5$ , for the second part of (4), we have from (8),

$$\begin{aligned}
I_{N-2,\alpha} &= \frac{N-3}{N-2} I_{N-4,\alpha} - \frac{1}{N-2} \cos \alpha \sin^{N-3} \alpha \\
&= \frac{(N-3)(N-5)}{(N-2)(N-4)} I_{N-6,\alpha} - \frac{N-3}{N-2} \frac{1}{N-4} \cos \alpha \sin^{N-5} \alpha - \frac{1}{N-2} \cos \alpha \sin^{N-3} \alpha \\
&= \dots \\
&= \frac{(N-3)(N-5)\dots 2}{(N-2)(N-4)\dots 3} I_{1,\alpha} - \frac{(N-3)(N-5)\dots 4}{(N-2)(N-4)\dots 5} \frac{1}{3} \cos \alpha \sin^2 \alpha - \dots \\
&\quad - \frac{N-3}{(N-2)} \frac{1}{N-4} \cos \alpha \sin^{N-5} \alpha - \frac{1}{N-2} \cos \alpha \sin^{N-3} \alpha \\
&= \frac{(N-3)!!}{(N-2)!!} (1 - \cos \alpha) - \sum_{t=1}^{(N-5)/2} \frac{(N-3)(N-5)\dots(2t+2)}{(N-2)(N-4)\dots(2t+3)} \frac{1}{2t+1} \cos \alpha \sin^{2t} \alpha \\
&\quad - \frac{1}{N-2} \cos \alpha \sin^{N-3} \alpha.
\end{aligned} \tag{14}$$

Combining (13) and (14), when  $N \geq 5$  we have

$$\begin{aligned}
p_{N,\alpha} &= \frac{w_{N-2}}{w_{N-1}} I_{N-2,\alpha} \\
&= \frac{(N-2)!!}{2(N-3)!!} \left[ \frac{(N-3)!!}{(N-2)!!} (1 - \cos \alpha) - \frac{1}{N-2} \cos \alpha \sin^{N-3} \alpha \right. \\
&\quad \left. - \sum_{t=1}^{(N-5)/2} \frac{(N-3)(N-5)\dots(2t+2)}{(N-2)(N-4)\dots(2t+3)} \frac{1}{2t+1} \cos \alpha \sin^{2t} \alpha \right] \\
&= \frac{1}{2} \left[ 1 - \cos \alpha \left( 1 + \sum_{t=1}^{(N-3)/2} \frac{(2t-1)!!}{(2t)!!} \sin^{2t} \alpha \right) \right]
\end{aligned} \tag{15}$$

and the proof of the first conclusion is completed.

To prove the second conclusion, we firstly consider the condition when  $N$  is odd. Considering the Taylor series of  $h(y) = \frac{1}{\sqrt{1-y}}$  at the point  $y_0 = 0$  and the expansion order  $N_1 = \frac{N-3}{2}$  with the Lagrange remainder  $R_{N_1}(y)$ , we have

$$\begin{aligned}
h(y) &= T_{N_1}(h, y_0; y) + R_{N_1}(y) \\
&= \sum_{t=0}^{N_1} \frac{h^{(t)}(y_0)}{t!} (y - y_0)^t + \frac{h^{(N_1+1)}(\xi)}{(N_1+1)!} (y - y_0)^{N_1+1} \quad (\xi \in [y_0, y]) \\
&= 1 + \sum_{t=1}^{N_1} \frac{(2t-1)!!}{(2t)!!} y^t + \frac{(2N_1+1)!!}{(2N_1+2)!!} (1-\xi)^{-\frac{3}{2}-N_1} y^{N_1+1} \quad (\xi \in [0, y]) \\
&= 1 + \sum_{t=1}^{(N-3)/2} \frac{(2t-1)!!}{(2t)!!} y^t + \frac{(N-2)!!}{(N-1)!!} (1-\xi)^{-\frac{N}{2}} y^{(N-1)/2} \quad (\xi \in [0, y]).
\end{aligned} \tag{16}$$

Substituting  $y$  in (16) with  $\sin^2 \alpha$  and we get

$$\frac{1}{\cos \alpha} = h(\sin^2 \alpha) = 1 + \sum_{t=1}^{(N-3)/2} \frac{(2t-1)!!}{(2t)!!} \sin^{2t} \alpha + \frac{(N-2)!!}{(N-1)!!} (1-\xi)^{-\frac{N}{2}} \sin^{N-1} \alpha. \quad (17)$$

for some  $\xi \in [0, \sin^2 \alpha]$ . Thus

$$\begin{aligned} & 1 + \sum_{t=1}^{(N-3)/2} \frac{(2t-1)!!}{(2t)!!} \sin^{2t} \alpha \\ &= \frac{1}{\cos \alpha} - \frac{(N-2)!!}{(N-1)!!} (1-\xi)^{-\frac{N}{2}} \sin^{N-1} \alpha \quad (\xi \in [0, \sin^2 \alpha]) \\ &\leq \frac{1}{\cos \alpha} - \frac{(N-2)!!}{(N-1)!!} \sin^{N-1} \alpha. \end{aligned} \quad (18)$$

Substituting (18) into (15), we have

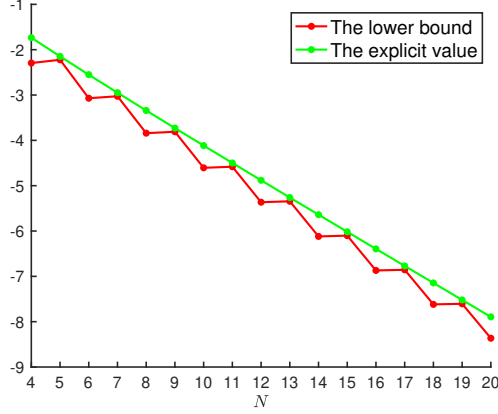
$$\begin{aligned} p_{N,\alpha} &= \frac{1}{2} \cdot \left[ 1 - \cos \alpha \left( 1 + \sum_{t=1}^{(N-3)/2} \frac{(2t-1)!!}{(2t)!!} \sin^{2t} \alpha \right) \right] \\ &\geq \frac{1}{2} \cdot \left[ 1 - \cos \alpha \left( \frac{1}{\cos \alpha} - \frac{(N-2)!!}{(N-1)!!} \sin^{N-1} \alpha \right) \right] \\ &= \frac{(N-2)!!}{2(N-1)!!} \cos \alpha \sin^{N-1} \alpha. \end{aligned} \quad (19)$$

Thus the proof of the second conclusion is completed for any odd  $N$ . When  $N$  is even, the conclusion holds since

$$\begin{aligned} p_{N,\alpha} &= \frac{w_{N-2}}{w_{N-1}} \int_0^\alpha \sin^{N-2} \theta d\theta \\ &\geq \frac{w_{N-2}}{w_{N-1}} \int_0^\alpha \sin^{N-1} \theta d\theta \\ &= \frac{w_{N-2}/w_{N-1}}{w_{N-1}/w_N} p_{N+1,\alpha} \\ &\geq \frac{(N-2)!!/\pi(N-3)!!}{(N-1)!!/2(N-2)!!} \cdot \frac{(N-1)!!}{2 \cdot N!!} \cos \alpha \sin^N \alpha \\ &= \frac{(N-2)!!}{\pi N \cdot (N-3)!!} \cos \alpha \sin^N \alpha. \end{aligned} \quad (20)$$

The second inequality above holds by using (10), (13) and (19). Therefore the proof of the second conclusion is completed.  $\square$

**Remark 1** Fig. 3 shows the trend of the explicit value and the lower bound of  $\log_{10} p_{N,\alpha}$  as  $N$  grows ( $\alpha = \frac{\pi}{7}$  fixed), using the expressions stated in Theorem 1. The



**Fig. 3** The explicit value and the lower bound of  $\log_{10} p_{N,\alpha}$  given in Theorem 1 ( $\alpha = \frac{\pi}{7}$ )

results are shown by their common logarithms. Both curves exhibit linear decays as  $N$  grows, illustrating an exponential decay of  $p_{N,\alpha}$  on  $N$ . The lower bound curve is a polygonal line due to its dependence on the parity of  $N$ . When  $N$  is odd, the lower bound is derived directly and is closer to the explicit value; when  $N$  is even, the lower bound is deducted from the result of  $N + 1$ , and is therefore farther from the explicit value.

Following Lemma 3 and Theorem 1,  $p_\epsilon \geq p_{N,\alpha} > 0$  when  $N$  is fixed. The number of trials when the success of RDSA occurs (that is, a point in  $\mathcal{X}^*(\frac{\epsilon}{2})$  located in one trial) for the first time can be considered as a geometric distribution with the success probability  $p_\epsilon$ . Subsequently, the computational complexity of RDSA can be measured by the expected number of sampling directions and searched points until RDSA succeeds and outputs an  $\epsilon$ -optimal point in  $\mathcal{X}$ . The complexity results of RDSA are given in the following theorem.

**Theorem 2** *The computational complexity of RDSA are given by the following statements.*

1. Define  $M_\epsilon$  as the number of directions generated in total when RDSA succeeds for the first time. Then the expected value of  $M_\epsilon$ , denoted as  $E(M_\epsilon)$ , satisfies that when  $N$  is even,

$$\lim_{N \rightarrow +\infty} \frac{E(M_\epsilon)}{\sqrt{N}/\sin^N \alpha} \leq \frac{\sqrt{2\pi}}{\cos \alpha};$$

and when  $N$  is odd,

$$\lim_{N \rightarrow +\infty} \frac{E(M_\epsilon)}{\sqrt{N}/\sin^{N-1} \alpha} \leq \frac{\sqrt{2\pi}}{\cos \alpha}.$$

Furthermore, it is concluded that  $E(M_\epsilon)$  is at most  $O((\frac{2D_0}{\sqrt{3}R_0})^N \cdot \sqrt{N})$ .

2. To attain an  $\epsilon$ -optimal solution in  $\mathcal{X}$ , the points searched by RDSA is at most  $O((\frac{2D_0}{\sqrt{3}R_0})^N \cdot \frac{D_0}{R_0} \cdot \sqrt{N})$  in expectation.

**Proof.** As analyzed above,  $M_\epsilon$  follows a geometric distribution with the success probability  $p_\epsilon$ . Thus the expected value of  $M_\epsilon$  satisfies

$$E(M_\epsilon) = \frac{1}{p_\epsilon} \leq \frac{1}{p_{N,\alpha}}. \quad (21)$$

Following the expression of  $p_{N,\alpha}$  in Theorem 1, the discussions are separated by the parity of  $N$ .

Condition 1:  $N$  is even.

Under this condition, from (20) and (21) we have

$$\begin{aligned} \lim_{N \rightarrow +\infty} \frac{E(M_\epsilon)}{\sqrt{N}/\sin^N \alpha} &\leq \lim_{N \rightarrow +\infty} \frac{\sin^N \alpha}{\sqrt{N}} \cdot \frac{1}{p_{N,\alpha}} \\ &\leq \lim_{N \rightarrow +\infty} \frac{1}{\sqrt{N}} \cdot \frac{1}{\cos \alpha} \cdot \frac{\pi N \cdot (N-3)!!}{(N-2)!!} \\ &= \frac{\sqrt{2\pi}}{\cos \alpha} \cdot \lim_{N \rightarrow +\infty} \frac{\sqrt{\pi N}(N-3)!!}{\sqrt{2}(N-2)!!} \\ &= \frac{\sqrt{2\pi}}{\cos \alpha}. \end{aligned} \quad (22)$$

For the establishment of the last equality, the limits

$$\lim_{N \rightarrow +\infty} \frac{\sqrt{\pi N}(N-3)!!}{\sqrt{2}(N-2)!!} = 1 \quad (23)$$

is deduced from the Wallis formula [23]

$$\lim_{j \rightarrow +\infty} \frac{1}{2j+1} \left[ \frac{(2j)!!}{(2j-1)!!} \right]^2 = \frac{\pi}{2}. \quad (24)$$

Condition 2:  $N$  is odd.

Under this condition, from (19) and (21) we have

$$\begin{aligned} \lim_{N \rightarrow +\infty} \frac{E(M_\epsilon)}{\sqrt{N}/\sin^{N-1} \alpha} &\leq \lim_{N \rightarrow +\infty} \frac{\sin^{N-1} \alpha}{\sqrt{N}} \cdot \frac{1}{p_{N,\alpha}} \\ &\leq \lim_{N \rightarrow +\infty} \frac{1}{\sqrt{N}} \cdot \frac{1}{\cos \alpha} \cdot \frac{2(N-1)!!}{(N-2)!!} \\ &= \frac{\sqrt{2\pi}}{\cos \alpha} \cdot \lim_{N \rightarrow +\infty} \frac{\sqrt{2}(N-1)!!}{\sqrt{\pi N}(N-2)!!} \\ &= \frac{\sqrt{2\pi}}{\cos \alpha}. \end{aligned} \quad (25)$$

For the establishment of the last equality, the limits

$$\lim_{N \rightarrow +\infty} \frac{\sqrt{2}(N-1)!!}{\sqrt{\pi N}(N-2)!!} = 1 \quad (26)$$

is deduced from the Wallis formula (24). Using Lemma 3,  $\frac{1}{\sin \alpha} \leq \frac{2D_0}{\sqrt{3}R_0}$ , and  $\frac{1}{\cos \alpha} < \frac{1}{\cos(\pi/3)} = 2$  is a constant. Thus it is concluded that  $E(M_\epsilon)$  is at most  $O\left(\left(\frac{2D_0}{\sqrt{3}R_0}\right)^N \cdot \sqrt{N}\right)$  for all  $N$ .

Performing the line search along each direction, points are uniformly searched at a distance of  $R_0$  inside  $\mathcal{X}_{R_0}$ . Thus along a single direction, at most  $\lceil \frac{D(\mathcal{X}_{R_0})}{R_0} \rceil \leq \lceil \frac{D_0}{R_0} \rceil + 2$  points are searched. Besides, by Lemma 1, when RDSA succeeds, the output point is guaranteed to be an  $\epsilon$ -optimal point in  $\mathcal{X}$ . In conclusion, RDSA needs at most  $O\left(\left(\frac{2D_0}{\sqrt{3}R_0}\right)^N \cdot \frac{D_0}{R_0} \cdot \sqrt{N}\right)$  searching points in expectation to find an  $\epsilon$ -optimal solution in  $\mathcal{X}$ .  $\square$

### 3.3 An improved algorithm of RDSA

In this subsection, we propose the improved randomized directional search algorithm (IRDSA). By incorporating local search steps, IRDSA is designed for computational considerations and its pseudocode is given as follows.

---

**Algorithm 2:** Improved Randomized Directional Search Algorithm (IRDSA)

---

**Input:** An initial point  $x_0$ .  
**Output:** A feasible point of (1).

- 1 Choose the number of generated directions  $M$ , an initial stepsize  $R_0$ , the maximal line search distance  $R_{max}$  and a descent threshold  $\epsilon$ ; set  $m = 1$  and  $x_1 = x_0$ ;
- 2 **while**  $m \leq M$  **do**
- 3     Generate a  $d_m$  from the uniform distribution over  $\{d \in \mathbb{R}^N \mid \|d\| = 1\}$ ;  
        $r = R_0$ ;
- 4     **while**  $x_1 + r \cdot d_m \in \mathcal{X}_{R_0}$  &&  $r \leq R_{max}$  **do**
- 5         **Local Search** at  $x_1 + r \cdot d_m$  to obtain  $x_1^*$ ;  
           **if**  $f(x_1^*) < f(x_1) - \epsilon$  **then**
- 6              $x_1 = x_1^*$ ;  $m = 0$ ; **break**;
- 7             **end**
- 8              $r = r + R_0$ ;
- 9     **end**
- 10     $m = m + 1$ ;
- 11 **end**
- 12 Select a  $x_2$  in  $\mathcal{X} \cap \overline{\mathcal{B}}(x_1, R_0)$ ;  
       **return**  $\arg \min_{x_0, x_2} f(x)$ ;

---



IRDSA distinguishes itself from RDSA in three ways. Firstly  $x_0$  is retained as the origin point in RDSA; while the obtained best point  $x_1$  is used as the origin point in IRDSA. Secondly, a local search step is incorporated into IRDSA for further refining every searched point. Any local search algorithm could be employed in this step. Thirdly, the maximal line search distance along a direction is controlled by a parameter  $R_{max}$  to save the computation time.

IRDSA has a greater theoretical complexity than that of RDSA. To simplify the analysis, let  $R_{max} = D_0$  and the line search remains unchanged compared with RDSA. By employing a descent threshold of  $\frac{\epsilon}{2}$ , the iteration point  $x_1$  is updated at most  $\frac{f(x_0) - f^*}{\epsilon/2}$  times, and at each  $x_1$  the expected number of points searched is the same as RDSA. Additionally, it is assumed that the complexity of one local search is bounded by a constant  $B$ . Thus, to attain an  $\epsilon$ -optimal solution, IRDSA searches at most  $O\left(\left(\frac{2D_0}{\sqrt{3}R_0}\right)^N \cdot \frac{D_0}{R_0} \cdot \sqrt{N} \cdot B\right) \cdot O\left(\frac{1}{\epsilon}\right)$  points in expectation.

However, IRDSA demonstrates better performance in numerical experiments compared to RDSA, especially on higher dimensions. Detailed results are presented in Section 4.

## 4 Numerical experiments

In this section, we evaluate the performance of RDSA and IRDSA on a couple of benchmark nonconvex optimization problems where there exist various local minima. RDSA are compared with two direct search methods, pure random search (PRS) and simulated annealing (SA) and IRDSA are compared with a parameter-free filled function method (CPFF). Numerical results demonstrate the efficacy of RDSA and IRDSA in identifying the global minimum.

### 4.1 Background

The algorithms are implemented in Matlab R2024a on a MacBook Air laptop with an Apple M2 chip and 16GB memory. The error threshold is set as  $\epsilon = 10^{-4}$ , and in experiments, every solution within this threshold is regarded as global optimal.

Five algorithms are performed in total, including RDSA, IRDSA, PRS in [12], SA in [24] and CPFF in [4]. PRS, SA and RDSA belong to the class of randomized derivative-free algorithms and are set in parallel for comparison. Notably, PRS and SA are direct search algorithms whereas RDSA is a directional direct search algorithm. CPFF is a parameter-free filled function method and the filled function proposed is

$$F(x_k^*, x) = [(\|x - x_k^*\|^2 + 1)^{-1/2} - 1] + \phi(f(x) - f(x_k^*))$$

where

$$\phi(s) = \begin{cases} 0 & s \geq 0 \\ -\arctan(s^2) & s < 0 \end{cases}$$

and  $x_k^*$  denotes the local minimizer. Both CPFF and IRDSA incorporate local search steps and are compared with each other. The BFGS Quasi-Newton method [25] is used as the local search algorithm. The BFGS method is given as below.

---

**Algorithm 3:** BFGS Quasi-Newton method

---

**Input:** An initial point  $x_0$ , the objective function  $f(x)$ .  
**Output:** A point  $x_k$ .

- 1 Choose an error threshold  $\epsilon$ ; set  $k = 0$ ,  $g_0 = \nabla f(x_0)$ ,  $c = 10^{-3}$ ,  $\alpha = 1$ ,  $H_0 = I$   
(the identity matrix in  $\mathbb{R}^{N \times N}$ );
- 2 **while**  $\|g_k\| \geq \epsilon$  &&  $\alpha \geq 10^{-4}$  **do**
- 3      $d_k = -H_k g_k$ ;  $\alpha = 1$ ;  
       **while**  $f(x_k + \alpha \cdot d_k) \geq f(x_k) + c\alpha (d_k^T g_k)$  &&  $\alpha > 10^{-4}$  **do**
- 4          $\alpha = \alpha / 2$ ;
- 5     **end**
- 6      $x_{k+1} = x_k + \alpha \cdot d_k$ ;  $s_k = x_{k+1} - x_k$ ;  $g_{k+1} = \nabla f(x_{k+1})$ ;  $y_k = g_{k+1} - g_k$ ;  
        $H_{k+1} = (I - \frac{s_k y_k^T}{s_k^T y_k}) H_k (I - \frac{y_k s_k^T}{s_k^T y_k}) + \frac{s_k s_k^T}{s_k^T y_k}$ ;  $k = k + 1$ ;
- 7 **end**
- 8 **return**  $x_k$ ;

---

The algorithms are tested on two well-known optimization problems. Numerical experiments are carried out across different dimensions of each problem. On each dimension, algorithms are executed 20 times using 20 different random initial points generated from the uniform distribution over  $\mathcal{X}$  (specifically the initial point is unnecessary for PRS). The test problems are listed below.

**Example 1** (Ackley function problem)

$$\begin{aligned} \min \quad & -a \cdot \exp \left( -b \sqrt{\frac{1}{N} \sum_{i=1}^N x_i^2} \right) - \exp \left( \frac{1}{N} \sum_{i=1}^N \cos(cx_i) \right) + a + \exp(1) \\ \text{s.t.} \quad & -10 \leq x_i \leq 10, \quad i = 1, \dots, N. \end{aligned} \quad (27)$$

The parameters  $a, b, c$  are set to be  $a = 20$ ,  $b = 0.2$ ,  $c = 2\pi$ . The behaviors of the Ackley function are shown in Fig. 4 ( $N = 2$ ) and it can be seen that there exist many local minima. The unique global minimizer of problem (27) is  $x^* = (0 \ 0 \ \dots \ 0)^T$  and the optimal value is 0.

**Example 2** (Levy function problem)

$$\begin{aligned} \min \quad & \sin^2(\pi y_1) + \sum_{i=1}^{N-1} (y_i - 1)^2 [1 + 10 \sin^2(\pi y_i + 1)] + (y_N - 1)^2 [1 + \sin^2(2\pi y_N)] \\ \text{s.t.} \quad & y_i = 1 + \frac{x_i - 1}{4} \\ & -10 \leq x_i \leq 10, \quad i = 1, \dots, N. \end{aligned} \quad (28)$$

The behaviors of the Levy function are shown in Fig 5 ( $N = 2$ ) and it can be seen that there exist many local minima. The unique global minimizer is  $x^* = (1 \ 1 \ \dots \ 1)^T$  and the optimal value is 0.

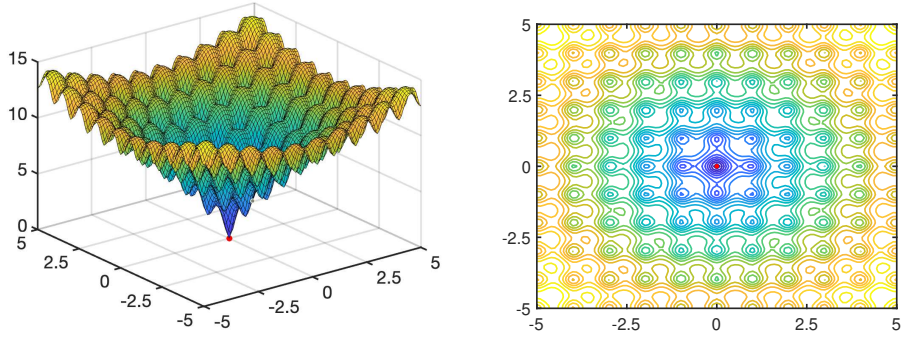


Fig. 4 Landscape and Contour of Ackley Function function ( $N = 2$ )

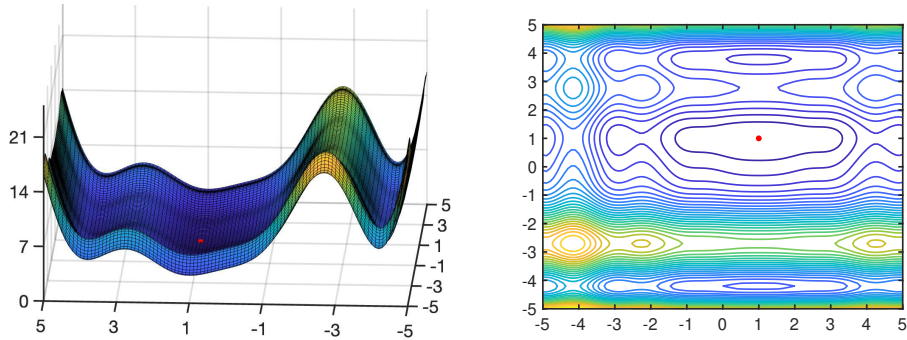


Fig. 5 Landscape and Contour of Levy function ( $N = 2$ )

## 4.2 Numerical results of derivative-free algorithms

In this subsection, we compare RDSA with SA and PRS. In the context of our numerical experiments, we introduce a modification to RDSA. Specifically, the origin point is updated whenever a better point is found in the random search. As analyzed in Section 3.3, the complexity in this case is multiplied by  $O(\frac{1}{\epsilon})$ , however, the numerical performance demonstrate a significant and notable improvement. This modified algorithm is still referred to as RDSA for the sake of simplicity and consistency. Furthermore, in order to obtain solutions with higher accuracies, one local search step is performed around the final point found by the algorithms. The parameters included in the algorithms are listed below.

RDSA:  $R_0$  represents the initial stepsize;  $M$  represents the number of directions generated.

SA:  $T_0$  represents the initial temperature;  $T_f$  represents the final temperature;  $\alpha$  represents the cooling rate;  $n_T$  represents the number of iterations at each temperature.

PRS:  $n_{PRS}$  represents the number of sampling points.

**Table 1:** Parameters of derivative-free algorithms

Sampling Type	RDSA		SA				PRS
	$R_0$	$M$	$T_0$	$T_f$	$\alpha$	$n_T$	$n_{PRS}$
Polynomial	$0.5 \times (N/2)^{0.25}$	$20 \times N^2$	50	$10^{-2}$	0.8 / 0.95	$6 \times N^2$	$200 \times N^2$
Exponential	$0.5 \times (N/2)^{0.25}$	$20 \times 2^N$	50	$10^{-2}$	0.8 / 0.95	$25 \times 2^{N-2}$	$100 \times 2^N$

**Table 2:** Results on the Ackley function problem using derivative-free algorithms (Polynomial case)

$N$	RDSA		SA ( $\alpha = 0.8$ )		SA ( $\alpha = 0.95$ )		PRS	
	SR	Avg T	SR	Avg T	SR	Avg T	SR	Avg T
2	100%	0.0262	100%	0.0531	100%	0.1942	90%	0.0442
3	100%	0.0493	100%	0.1048	100%	0.4271	60%	0.0869
5	95%	0.1219	95%	0.2713	100%	1.2730	10%	0.2300
7	100%	0.2683	60%	0.5274	80%	2.5170	0%	0.4366
10	100%	0.5728	15%	1.2108	5%	5.0603	0%	0.9086

**Table 3:** Results on the Ackley function problem using derivative-free algorithms (Exponential case)

$N$	RDSA		SA ( $\alpha = 0.8$ )		SA ( $\alpha = 0.95$ )		PRS	
	SR	Avg T	SR	Avg T	SR	Avg T	SR	Avg T
2	100%	0.0262	100%	0.0534	100%	0.2017	80%	0.0281
3	100%	0.0491	100%	0.0965	100%	0.3937	45%	0.0432
5	100%	0.1544	100%	0.3554	100%	1.6243	5%	0.1477
7	100%	0.5967	75%	1.5618	85%	7.2019	0%	0.5523
10	100%	5.0393	30%	12.6032	55%	57.0487	0%	5.2304

All the parameters are set based on the problem dimension  $N$ . The parameters related to sampling numbers are chosen for both exponential and polynomial scenarios and the results of two settings are compared. Instead of theoretically determining  $R_0$ , we make an empirical polynomial selection. Considering its satisfactory performance in numerical experiments, we refrain from exploring alternative choices. The cooling rate  $\alpha$  in SA is set with two different values. The exact values of parameters are given in Table 1.

Numerical results are presented in Table 2-5. SR denotes the success rate in finding a solution within the threshold  $\epsilon = 10^{-4}$ ; and Avg T denotes the average CPU running time. Overall, RDSA achieves the highest success rate with the least running time in both cases. In the polynomial case, the success rates of SA and PRS decrease significantly as  $N$  grows, while RDSA maintains a high success rate except in the case of the Levy problem when  $N = 10$ . In the exponential case, RDSA is the only algorithm that achieves a 100% success rate in all problems with the least average running time. SA ( $\alpha = 0.95$ ) attains the second-highest success rate but costs considerably more time

**Table 4:** Results on the Levy function problem using derivative-free algorithms (Polynomial case)

$N$	RDSA		SA ( $\alpha = 0.8$ )		SA ( $\alpha = 0.95$ )		PRS	
	SR	Avg T	SR	Avg T	SR	Avg T	SR	Avg T
2	100%	0.0283	100%	0.0493	100%	0.1913	100%	0.0588
3	100%	0.0606	85%	0.1043	100%	0.4043	90%	0.0872
5	100%	0.1766	90%	0.2858	95%	1.2014	30%	0.2440
7	100%	0.3439	60%	0.5314	75%	2.5268	5%	0.4437
10	70%	0.8524	20%	1.1216	40%	5.2001	0%	0.9492

**Table 5:** Results on the Levy function problem using derivative-free algorithms (Exponential case)

$N$	RDSA		SA ( $\alpha = 0.8$ )		SA ( $\alpha = 0.95$ )		PRS	
	SR	Avg T	SR	Avg T	SR	Avg T	SR	Avg T
2	100%	0.0283	100%	0.0574	100%	0.2039	100%	0.0265
3	100%	0.0487	60%	0.1022	100%	0.3916	80%	0.0442
5	100%	0.1854	95%	0.3676	100%	1.7439	30%	0.1459
7	100%	0.8211	55%	1.5345	100%	6.7380	25%	0.5676
10	100%	7.5799	55%	12.4439	65%	57.0461	20%	5.0491

than other algorithms. PRS and SA ( $\alpha = 0.8$ ) cost similar computation time as RDSA but their success rates drop markedly when  $N$  grows. To sum up, RDSA exhibits a high degree of accuracy in attaining the global minimum, especially when the sampling number is chosen to be exponential with respect to the dimension. Moreover, RDSA outperforms the two direct search methods in terms of accuracy and efficiency.

### 4.3 Numerical results of algorithms with local search

In this subsection, we compare IRDSA with CPFF, as both of the algorithms incorporate local search steps. The key difference is that IRDSA is randomized while CPFF is deterministic.

Briefly speaking, CPFF does local minimization and escapes from non-optimal local minimizers in turn. The local minimization phase is realized by a local search algorithm. And the filled function  $F(x_k^*, x)$  is designed for the escaping phase. At any local minimizer  $x_k^*$ ,  $F(x_k^*, x)$  has the following properties:  $x = x_k^*$  is a strict local maximizer of  $F(x_k^*, x)$ ; if  $x_k^*$  is not global minimal, then any local minimizer or saddle point of  $F(x_k^*, x)$  lies in the better region relative to  $x_k^*$ . CPFF attempts to obtain a better point than  $x_k^*$  by minimizing  $F(x_k^*, x)$ . However,  $\|\nabla F(x_k^*, x)\| = 0$  holds for  $x = x_k^*$ . Thus CPFF conducts a directional search:  $x_k^* + (\mu_0 + l\rho_0)e_i$  is taken as the initial point of minimization from  $l = 0$  till  $l = (\mu - \mu_0)/\rho_0$ , and the escaping phase terminates once a better point than  $x_k^*$  is found. The set  $\{e_i | 1 \leq i \leq 2N\}$  consists of positive and negative coordinate directions, as suggested in [4].

The parameters included in the algorithms are listed below.

**Table 6:** Parameters of algorithms with local search

Sampling Type	IRDSA			CPFF	
	$R_0$	$R_{max}$	$M$	$(\mu_0, \rho_0, \mu)$	$Q$
Polynomial	0.5	2.5	$\lfloor 25 \times (N/2) \rfloor$	$(0.05, 0.05, 0.5)$ / $(0.1, 0.1, 1)$	$2N$

**Table 7:** Results on the Ackley function problem using algorithms with local search

$N$	IRDSA			CPFF $(\mu_0, \rho_0, \mu) = (0.05, 0.05, 0.5)$			CPFF $(\mu_0, \rho_0, \mu) = (0.1, 0.1, 1)$		
	$f_{best}$	SR	Avg T	$f_{best}$	SR	Avg T	$f_{best}$	SR	Avg T
2	3.55e-15	100%	0.0732	3.55e-15	100%	0.3876	3.55e-15	100%	0.2415
5	3.55e-15	100%	0.3440	3.55e-15	100%	1.7155	3.55e-15	100%	2.0544
10	7.11e-15	100%	0.9426	7.11e-15	100%	3.8617	7.11e-15	100%	4.1902
20	5.80e-07	100%	1.5074	3.04e-07	85%	1.2780	4.70e-07	85%	2.7176
30	1.08e-06	100%	2.8066	1.38e-07	50%	2.7593	7.58e-09	60%	1.7247
50	3.34e-07	100%	7.3127	4.79e-07	40%	8.2026	3.17e-07	35%	3.9138

**Table 8:** Results on the Levy function problem using algorithms with local search

$N$	IRDSA			CPFF $(\mu_0, \rho_0, \mu) = (0.05, 0.05, 0.5)$			CPFF $(\mu_0, \rho_0, \mu) = (0.1, 0.1, 1)$		
	$f_{best}$	SR	Avg T	$f_{best}$	SR	Avg T	$f_{best}$	SR	Avg T
2	9.65e-13	100%	0.0338	2.01e-13	100%	0.8506	1.98e-13	100%	0.2851
5	1.06e-11	100%	0.0915	2.95e-12	90%	0.8012	1.52e-11	100%	0.8245
10	2.27e-11	100%	0.2010	1.25e-12	100%	2.1636	1.21e-11	100%	1.9525
20	8.82e-12	100%	0.4239	3.17e-13	100%	1.6102	5.22e-12	5%	2.0211
30	2.89e-12	100%	0.7382	2.99e-14	100%	1.2046	1.43e-01	0%	2.5275
50	1.73e-12	100%	1.8225	2.50e-13	95%	3.0541	1.14e-01	0%	1.8142

IRDSA:  $R_0$  represents the initial stepsize;  $R_{max}$  represents the maximal line search distance;  $M$  represents the number of directions generated.

CPFF:  $\mu_0$  represents the initial stepsize;  $\rho_0$  represents the stepsize increment;  $\mu$  represents the maximal step length;  $Q$  represents the number of directions used.

All the parameters are determined empirically with respect to the dimension  $N$ . For IRDSA, the stepsize parameters are kept constant and the sampling parameter is set in a linear manner. For CPFF,  $\mu_0$  and  $\rho_0$  are chosen to be sufficiently small,  $\mu$  is chosen as  $\mu = 10 \cdot \mu_0$  and  $Q$  is chosen as  $2N$  as suggested. The exact values of parameters are given in Table 6.

Table 7 and Table 8 present the numerical results.  $f_{best}$  denotes the best function value obtained; SR denotes the success rate in finding a solution within the threshold  $\epsilon = 10^{-4}$ ; and Avg T denotes the average CPU running time. It can be seen that IRDSA demonstrates a high level of competitiveness by achieving a 100% accuracy

regardless of the problem type or the dimension. The average running time of IRDSA exhibits stable linear growth relative to  $N$ , whereas the average running time of CPFF exhibits significant fluctuations. In the context of the Ackley function problem (Table 7), the average running time of IRDSA is substantially lower than that of CPFF, despite both achieving a 100% accuracy when  $N \leq 10$ . However when  $N \geq 20$ , the success rate of IRDSA is significantly higher than that of CPFF. In the case of the Levy function problem (Table 8), both IRDSA and CPFF  $((\mu_0, \rho_0, \mu) = (0.05, 0.05, 0.5))$  achieve high accuracies across all dimensions, with IRDSA having a lower average running time, especially for smaller dimensions. Conversely, instability occurs in the accuracy of CPFF  $((\mu_0, \rho_0, \mu) = (0.1, 0.1, 1))$ , dropping from 100% to 5% at  $N = 20$ . In summary, the accuracy and time performance of IRDSA remain stable across all dimensions. Moreover, the parameter selection rules of IRDSA is simple and straightforward. By contrast, CPFF displays a pronounced sensitivity to parameter settings.

## 5 Conclusions

In this paper, we propose an algorithm named RDSA for globally solving optimization problems. We prove that RDSA converges in probability to a global minimizer. Moreover, we derive the computational complexity of RDSA, to the best of our knowledge, which is the first complexity result on a directional direct search method in identifying a global minimizer. In fact, we show that RDSA searches at most  $O\left(\left(\frac{2D_0}{\sqrt{3}R_0}\right)^N \cdot \frac{D_0}{R_0} \cdot \sqrt{N}\right)$  points in expectation to locate an  $\epsilon$ -global optimal point of (1). We further present an enhanced algorithm of RDSA, designated as IRDSA, for computational considerations. Both algorithms are simple in implementation. Numerical results show that RDSA performs the best among three derivative-free algorithms, superior in terms of both time efficiency and accuracy; and IRDSA surpasses the deterministic algorithm CPFF, demonstrating a high accuracy and exhibiting superiority in robustness.

## References

- [1] Pardalos, P.M., Vavasis, S.A.: Quadratic programming with one negative eigenvalue is NP-hard. *Journal of Global Optimization* **1**(1), 15–22 (1991). <https://doi.org/10.1007/BF00120662>
- [2] Land, A.H., Doig, A.G.: An automatic method of solving discrete programming problems. *Econometrica* **28**(3), 497–520 (1960)
- [3] Gomory, R.E.: Outline of an algorithm for integer solutions to linear programs. *Bulletin of the American Mathematical Society* **64**(5), 275–278 (1958)
- [4] Pandiya, R., Salmah, Widodo, Endrayanto, I.: A class of parameter-free filled functions for unconstrained global optimization. *International Journal of Computational Methods* **19**(04), 2250003 (2022). <https://doi.org/10.1142/S0219876222500037>

- [5] Tang, J., Xu, Y., Wang, W.: A filled penalty function method for solving constrained optimization problems. *Journal of Applied Analysis & Computation* **13**(2), 809–825 (2023). <https://doi.org/10.11948/20220125>
- [6] Ghadimi, S., Lan, G.: Accelerated gradient methods for nonconvex nonlinear and stochastic programming. *Mathematical Programming* **156**(1), 59–99 (2016). <https://doi.org/10.1007/s10107-015-0871-8>
- [7] Yuan, G., Wei, Z., Yang, Y.: The global convergence of the Polak–Ribière–Polyak conjugate gradient algorithm under inexact line search for nonconvex functions. *Journal of Computational and Applied Mathematics* **362**, 262–275 (2019). <https://doi.org/10.1016/j.cam.2018.10.057>
- [8] Wang, X., Ma, S., Goldfarb, D., Liu, W.: Stochastic quasi-newton methods for nonconvex stochastic optimization. *SIAM Journal on Optimization* **27**(2), 927–956 (2017). <https://doi.org/10.1137/15M1053141>
- [9] Guo, T.-D., Liu, Y., Han, C.-Y.: An overview of stochastic quasi-newton methods for large-scale machine learning. *Journal of the Operations Research Society of China* **11**(2), 245–275 (2023). <https://doi.org/10.1007/s40305-023-00453-9>
- [10] Conn, A.R., Scheinberg, K., Vicente, L.N.: *Introduction to Derivative-Free Optimization*. Society for Industrial and Applied Mathematics (2009). <https://doi.org/10.1137/1.9780898718768>
- [11] Larson, J., Menickelly, M., Wild, S.M.: Derivative-free optimization methods. *Acta Numerica* **28**, 287–404 (2019)
- [12] Zabinsky, Z.B.: Pure random search and pure adaptive search. In: *Stochastic Adaptive Search for Global Optimization*, pp. 25–54. Springer, Boston, MA (2003). Chap. 2
- [13] Appel, M.J., LaBarre, R., Radulovic, D.: On accelerated random search. *SIAM Journal on Optimization* **14**, 708–731 (2003). <https://doi.org/10.1137/S105262340240063X>
- [14] Zabinsky, Z.B.: *Stochastic Adaptive Search for Global Optimization*. Springer New York, NY (2003). <https://doi.org/10.1007/978-1-4419-9182-9>
- [15] Michel Gendreau, J.-Y.P. (ed.): *Handbook of Metaheuristics*, 3rd edn. International Series in Operations Research & Management Science. Springer Cham (2019). <https://doi.org/10.1007/978-3-319-91086-4>
- [16] Zabinsky, Z.B., Smith, R.L.: Pure adaptive search in global optimization. *Mathematical Programming* **53**(1), 323–338 (1992). <https://doi.org/10.1007/BF01585710>



- [17] Locatelli, M.: Simulated annealing algorithms for continuous global optimization. In: Pardalos, P.M., Romeijn, H.E. (eds.) *Handbook of Global Optimization: Volume 2*, pp. 179–229. Springer, Boston, MA (2002)
- [18] Bergou, E.H., Gorbunov, E., Richtárik, P.: Stochastic three points method for unconstrained smooth minimization. *SIAM Journal on Optimization* **30**(4), 2726–2749 (2020). <https://doi.org/10.1137/19M1244378>
- [19] Bibi, A., Bergou, E.H., Sener, O., Ghanem, B., Richtárik, P.: A stochastic derivative-free optimization method with importance sampling: Theory and learning to control. *Proceedings of the AAAI Conference on Artificial Intelligence* **34**, 3275–3282 (2020). <https://doi.org/10.1609/aaai.v34i04.5727>
- [20] Gratton, S., Royer, C.W., Vicente, L.N., Zhang, Z.: Direct search based on probabilistic descent. *SIAM Journal on Optimization* **25**(3), 1515–1541 (2015). <https://doi.org/10.1137/140961602>
- [21] Zabinsky, Z.B.: Global optimization: Hit and run methods. In: Pardalos, P.M., Prokopyev, O.A. (eds.) *Encyclopedia of Optimization*, pp. 1–6. Springer, Cham (2020)
- [22] Li, S.: Concise formulas for the area and volume of a hyperspherical cap. *Asian Journal of Mathematics & Statistics* **4**, 66–79 (2011). <https://doi.org/10.3923/ajms.2011.66.70>
- [23] Wästlund, J.: An elementary proof of the wallis product formula for pi. *The American Mathematical Monthly* **114**(10), 914–917 (2007). <https://doi.org/10.1080/00029890.2007.11920484>
- [24] Dekkers, A., Aarts, E.: Global optimization and simulated annealing. *Mathematical Programming* **50**(1), 367–393 (1991). <https://doi.org/10.1007/BF01594945>
- [25] Shanno, D.F.: Conditioning of quasi-newton methods for function minimization. *Mathematics of Computation* **24**, 647–656 (1970). <https://doi.org/10.1090/S0025-5718-1970-0274030-6>