

Cloitre's Self-Generating Sequence

Jeffrey Shallit*

School of Computer Science

University of Waterloo

Waterloo, ON N2L 3G1

Canada

shallit@uwaterloo.ca

January 3, 2025

Abstract

In 2009 Benoit Cloitre introduced a certain self-generating sequence

$$(a_n)_{n \geq 1} = 1, 1, 2, 1, 1, 1, 1, 2, 1, 1, 2, 1, 1, 2, 2, \dots,$$

with the property that the sum of the terms appearing in the n 'th run equals twice the n 'th term of the sequence. We give a connection between this sequence and the paperfolding sequence, and then prove Cloitre's conjecture about the density of 1's appearing in $(a_n)_{n \geq 1}$.

1 Introduction

Recall that a *run* in a sequence is a maximal block of consecutive identical values [6]. The starting point for this paper was a 2009 conjecture by Benoit Cloitre that appears in the entry for sequence [A157196](#) in the On-Line Encyclopedia of Integer Sequences (OEIS) [14]. Paraphrased, his conjecture reads as follows.

Conjecture 1. Let $(a_n)_{n \geq 1}$ be the unique sequence

$$\underbrace{1, 1}_2, \underbrace{2}_2, \underbrace{1, 1, 1, 1}_4, \underbrace{2}_2, \underbrace{1, 1}_2, \underbrace{2}_2, \underbrace{1, 1}_2, \underbrace{2, 2}_4, \underbrace{1, 1}_2, \underbrace{2}_2, \underbrace{1, 1, 1, 1}_4, \dots$$

over the alphabet $\{1, 2\}$, beginning with $a_1 = 1$, with the property that the sums of the elements appearing in the n 'th run equals twice the sequence itself. (The sums of the runs appear underneath the sequence.)

Then the number of 1's appearing in the prefix $a_1 a_2 \cdots a_n$ is $2n/3 + o(n)$.

*Research supported by a grant from NSERC, 2024-03725.

For example, $a_1 = 1$, so the first run must have two elements, both of which are 1's, so the sequence begins 1, 1. The next term then is forced to be a single 2. This forces the next four elements to be 1, and so forth.

Cloitre's sequence is reminiscent of another sequence, the celebrated Oldenburger-Kolakoski sequence

$$\mathbf{k} := 1, 2, 2, 1, 1, 2, 1, 2, 2, 1, 2, 2, 1, 1, 2, 1, 1, 2, 2, 1, 2, 1, 1, \dots$$

defined by the property that the n 'th term of the sequence is the length of the n 'th run. See, for example, [10, 8]. The properties of \mathbf{k} are still quite mysterious; in particular, understanding the asymptotic behavior of the number of 1's in a prefix of length n seems hard. It seems reasonable to conjecture that this number is $n/2 + o(n)$, but this is not currently known.

In this paper we prove Cloitre's conjecture about the sequence $(a_n)_{n \geq 1}$. This sequence is somehow much more tractable than the Oldenburger-Kolakoski sequence, because it is related to the binary expansion of n in a rather subtle way. In this, Cloitre's sequence $(a_n)_{n \geq 1}$ resembles another Kolakoski-like sequence more than the Oldenburger-Kolakoski sequence itself: namely, $(a_n)_{n \geq 1}$ resembles the Dekking sequence 1, 3, 3, 3, 1, 1, 1, 3, 3, 3, ... [3], in which we also have that the sequence of run lengths gives the sequence itself. Dekking's sequence is more tractable to understand, as it is the image of a fixed point of a morphism.

Along the way we will encounter many interesting sequences, all of which can be computed by finite automata, and these finite automata can be turned into proofs of our assertions.

1.1 Finite automata

We assume the reader has some basic familiarity with finite automata, as discussed, for example, in [7]. Each finite automaton has a number of states, depicted as circles, and labeled transitions between them, depicted as arrows. A circle with a headless arrow entering denotes the (unique) initial state, and a double circle denotes an accepting or final state. The first number inside a circle is the state number, and the second number (if it is there) denotes the output associated with that state.

Recall that a state q of an automaton is called *dead* if, starting at q , no accepting state can be reached. To save space, in this paper some automata are displayed without the dead state, nor transitions into or out of the dead state.

2 Paperfolding sequences

As it turns out, Cloitre's sequence is related to the regular paperfolding sequence. In this section we introduce this sequence as a member of a larger class of similar sequences.

Paperfolding sequences are sequences over $\{-1, 1\}$ arising from iterated folding of a piece of paper, where one can introduce a hill (+1) or valley (-1) at each fold. See, for example, [2, 4].

Formally, let \mathbf{f} be a finite sequence over $\{-1, 1\}$, and define

$$\begin{aligned} P_\epsilon &= \epsilon \\ P_{\mathbf{f}a} &= (P_{\mathbf{f}}) a (-P_{\mathbf{f}}^R) \end{aligned} \tag{1}$$

for $a \in \{-1, 1\}$ and $\mathbf{f} \in \{-1, 1\}^*$. Notation: ϵ denotes the empty sequence of length 0, $-x$ changes the sign of each element of a sequence x , and x^R reverses the order of symbols in a sequence x .

Now let $\mathbf{f} = f_0 f_1 f_2 \cdots$ be an infinite sequence in $\{-1, 1\}^\omega$. It is easy to see that $P_{f_0 f_1 \cdots f_n}$ is a prefix of $P_{f_0 f_1 \cdots f_{n+1}}$ for all $n \geq 0$, so there is a unique infinite sequence of which all the $P_{f_0 f_1 \cdots f_n}$ are prefixes; we call this infinite sequence $P_{\mathbf{f}}$.

We index the unfolding instructions starting at 0: $\mathbf{f} = f_0 f_1 f_2 \cdots$, while the paperfolding sequence itself is indexed starting at 1: $P_{\mathbf{f}} = p_1 p_2 p_3 \cdots$. Then clearly $P_{\mathbf{f}}[2^n] = p_{2^n} = f_n$ for $n \geq 0$. Hence there are uncountably many infinite paperfolding sequences.

The most famous such sequence is the *regular paperfolding sequence*, corresponding to the sequence of unfolding instructions $1^\omega = 111 \cdots$. For example

$$\begin{aligned} P_1 &= 1 \\ P_{11} &= 11(-1) \\ P_{111} &= 11(-1)11(-1)(-1). \end{aligned}$$

These are all prefixes of the infinite paperfolding sequence $(p_n)_{n \geq 1} = 1, 1, -1, 1, 1, -1, -1, \dots$

In this paper we are mostly concerned with the regular paperfolding sequence, although there are extensions to all paperfolding sequences discussed in Section 7.

3 The sequences

In this section we introduce the sequences we will study:

- the regular paperfolding sequence (p_n) defined above.
- $(q_n)_{n \geq 1}$, a version of the paperfolding sequence defined over the alphabet $\{0, 1\}$, and satisfying $p_n = (-1)^{q_n}$.
- the first difference sequence $(d_n)_{n \geq 1}$ of the sequence $(q_n)_{n \geq 1}$, defined by $d_1 = 1$ and $d_n = q_n - q_{n-1}$ for $n \geq 2$.
- the absolute value of the sequence $(d_n)_{n \geq 1}$, which we denote by $(d'_n)_{n \geq 1}$.
- the ending positions of the runs of d'_n , which we denote by e'_n . It is useful to set $e'_0 = 0$.
- the starting positions of the runs of d'_n , which we denote by s'_n .

- the run lengths of the sequence (d'_n) , which we denote by $(b_n)_{n \geq 1}$. We will see later that $b_n = a_n$, which will give a connection between the paperfolding sequence and Cloitre's sequence.
- the successive ending positions e_n of the successive runs appearing in the sequence (b_n) , and
- the starting positions s_n of these runs.
- the run lengths r_n of the runs appearing in $(b_n)_{n \geq 1}$.
- the sums of the elements appearing in the n 'th run of (b_n) , which we denote by σ_n .
- the number g_n of 1's appearing in the prefix $b_1 \cdots b_n$.
- the sequence $h_n = 3g_n - 2n$.

The first few values of each of these sequences are given in Table 1.

n	1	2	3	4	5	6	7	8	9	10	11	12	13	14	15	OEIS
a_n	1	1	2	1	1	1	1	2	1	1	2	1	1	2	2	A157196
p_n	1	1	-1	1	1	-1	-1	1	1	1	-1	-1	1	-1	-1	A034947
q_n	0	0	1	0	0	1	1	0	0	0	1	1	0	1	1	A014707
d_n	1	0	1	-1	0	1	0	-1	0	0	1	0	-1	1	0	
d'_n	1	0	1	1	0	1	0	1	0	0	1	0	1	1	0	A379728
e'_n	1	2	4	5	6	7	8	10	11	12	14	15	16	18	20	
s'_n	1	2	3	5	6	7	8	9	11	12	13	15	16	17	19	
b_n	1	1	2	1	1	1	1	2	1	1	2	1	1	2	2	A157196
e_n	2	3	7	8	10	11	13	15	17	18	22	23	25	27	31	A379729
s_n	1	3	4	8	9	11	12	14	16	18	19	23	24	26	28	
r_n	2	1	4	1	2	1	2	2	2	1	4	1	2	2	4	A379704
σ_n	2	2	4	2	2	2	2	4	2	2	4	2	2	4	4	
g_n	1	2	2	3	4	5	6	6	7	8	8	9	10	10	10	
h_n	1	2	0	1	2	3	4	2	3	4	2	3	4	2	0	

Table 1: The sequences we study in this paper.

4 The connection between paperfolding and Cloitre's sequence

We use the free software `Walnut` to help with proofs [9, 12]. Given a first-order formula about integers involving addition, logical operations, finite automata, and the universal and existential quantifiers, this software can provide rigorous proofs or disproofs of assertions.

The idea is that each of the sequences we study is, *mirabile dictu*, computable using a finite automaton. There are two different ways to be so computable, depending on the type of sequence. If the sequence z_n takes integer values, then we can use a *synchronized automaton* [11]. Such an automaton accepts two inputs in parallel, n and z , and accepts if and only if $z = z_n$. If the sequence takes only finitely many integer values, then we can also use a *deterministic finite automaton with output* (DFAO), where an output is associated with the last state reached [1]. In all of the automata in this paper, the inputs are expressed in base 2, *starting with the least significant bit*.

We start with the regular paperfolding sequence q_n over the alphabet $\{0, 1\}$. We index it, like all of our sequences, starting with $n = 1$. However, it is useful to define $q_0 = 0$. With this definition, the sequence obeys the recurrence $q_{2n} = q_n$, $q_{4n+1} = 0$, $q_{4n+3} = 1$ for $n \geq 0$, as is well known [4]. Also in [4] one can find the 4-state DFAO for it, illustrated in Figure 1, and called Q. We can check that it obeys the definition as follows:

```
eval q_test "?lsd_2 An (Q[2*n]=Q[n] & Q[4*n+1]=@0 & Q[4*n+3]=@1)":
```

and Walnut returns TRUE.

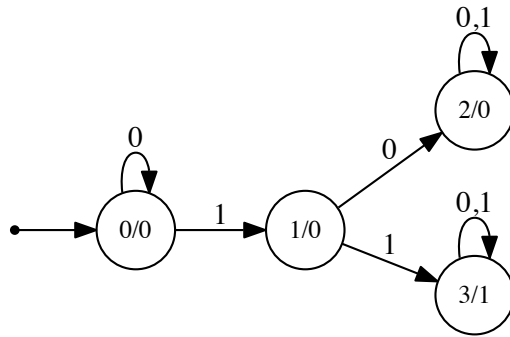


Figure 1: The lsd-automaton for (q_n) .

Now that we are giving Walnut commands, it is time to briefly explain Walnut's syntax. The Walnut commands **def** and **reg** create automata that can be used in later calculations. The command **eval** returns a result TRUE or FALSE. The jargon `?lsd_2` indicates that integers are represented in base 2 in least-significant-digit first format. The symbols `&`, `|`, `=>`, `<=>` represent logical AND, OR, implication, and IFF, respectively. The symbol **A** represents the universal quantifier \forall and **E** represents the existential quantifier \exists . The `@` sign precedes a numerical constant that can be the output of an automaton. The **combine** command allows one to take a number of finite automata and turn them into a DFAO with different prescribed outputs. The **minimize** command allows us to find an equivalent automaton with the smallest possible number of states.

Now let us create the automaton for d_n , the first difference of the paperfolding sequence. It seems natural to define this using Q and subtraction, but since the default domain for

numbers is \mathbb{N} , the non-negative integers, we must use a trick and substitute some suitable value, such as 2, for -1 , and then replace it later. We first create a synchronized automaton for this, and then convert it into a DFAO.

```
def synchd "?lsd_2 (n=0 & z=0) | (n=1 & z=1) |
  (z=1 & Q[n]=@1 & Q[n-1]=@0) | (n>=2 & z=0 & Q[n]=Q[n-1]) |
  (z=2 & Q[n]=@0 & Q[n-1]=@1)":
def d0 "?lsd_2 $synchd(n,0)":
def d1 "?lsd_2 $synchd(n,1)":
def d2 "?lsd_2 $synchd(n,2)":
combine D d0=0 d1=1 d2=-1:
```

This 12-state automaton, called D, is displayed in Figure 2.

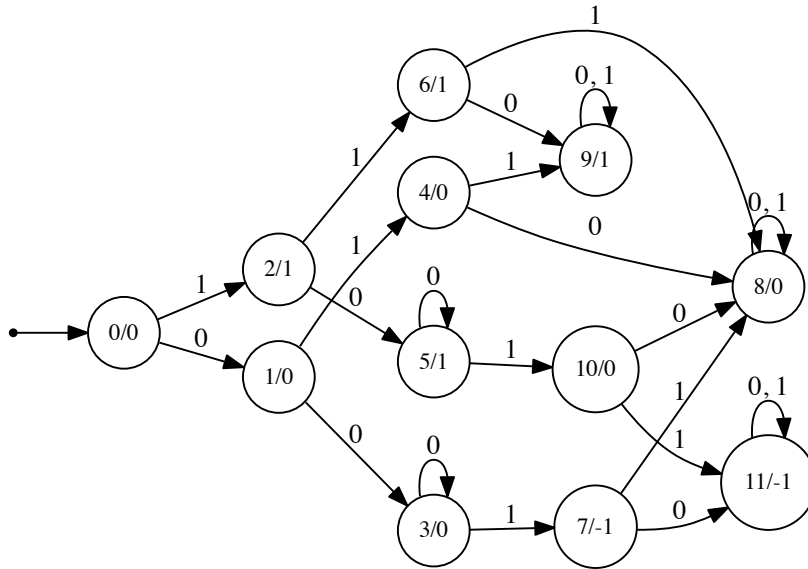


Figure 2: The lsd-automaton D for (d_n) .

Next we create the DFAO DP for (d'_n) .

```
def dp12 "?lsd_2 $synchd(n,1) | $synchd(n,2)":
combine DPP dp0=0 dp12=1:
minimize DP DPP:
```

This 9-state automaton, called DP, is displayed in Figure 3.

Next we turn to creating a synchronized automaton ep for (e'_n) , the ending positions of the runs of (d'_n) . In general, there is no guarantee that an automaton for these ending positions for an automatic sequence will exist, so it seems difficult to get an automaton for

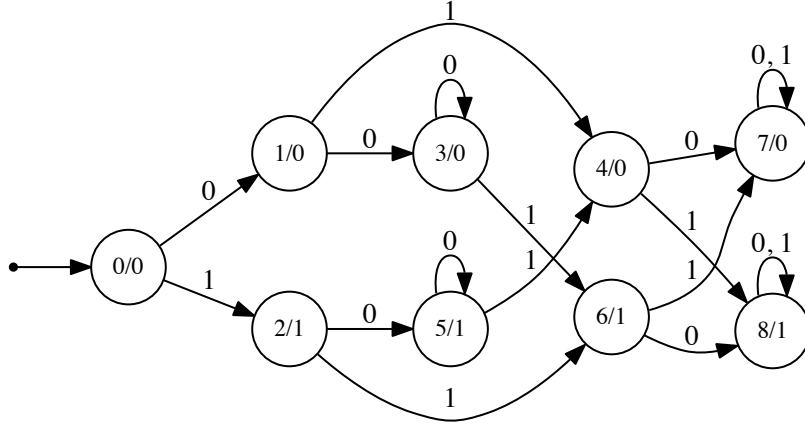


Figure 3: The lsd-automaton DP for (d'_n) .

(e'_n) through some sort of deterministic procedure. Instead, we use a tactic discussed before in [12]: we *guess* the automaton from empirical data, and then, once guessed, we can verify its correctness *rigorously* through Walnut. The guessed automaton, which has 19 states, is displayed in Figure 4.

To verify its correctness, we use Walnut to check that the automaton `ep` really computes a strictly increasing function e''_n , that the symbol of d' at position e''_n differs from that at position $e''_n + 1$, that all the symbols from position $e''_{n-1} + 1$ to $e''_n - 1$ are the same, and that $e''_1 = 1$. We do this as follows:

```
eval ep1 "?lsd_2 An Ex $ep(n,x)":
# there is a value for each non-negative integer n
eval ep2 "?lsd_2 ~En,x,y x!=y & $ep(n,x) & $ep(n,y)":
# there is no n for which ep takes two distinct values
eval ep3 "?lsd_2 An,x,y ($ep(n,x) & $ep(n+1,y)) => x<y":
# the function ep computes is strictly increasing
eval ep4 "?lsd_2 An,x $ep(n,x) => DP[x]!=DP[x+1]":
# the symbol of d'_n at position e'_n differs from that at position e'_n + 1
eval ep5 "?lsd_2 An,x,y,t ($ep(n-1,x) & $ep(n,y) & t>=x+2 & t<y) =>
  DP[t]=DP[x+1]":
# all the symbols from e'_{n-1}+1 to e'_n - 1 are the same
eval ep6 "?lsd_2 $ep(1,1)":
# e'_1 = 1
```

All of these return TRUE. Now an easy induction proves that $e'_n = e''_n$. The same trick appeared in a recent paper [13].

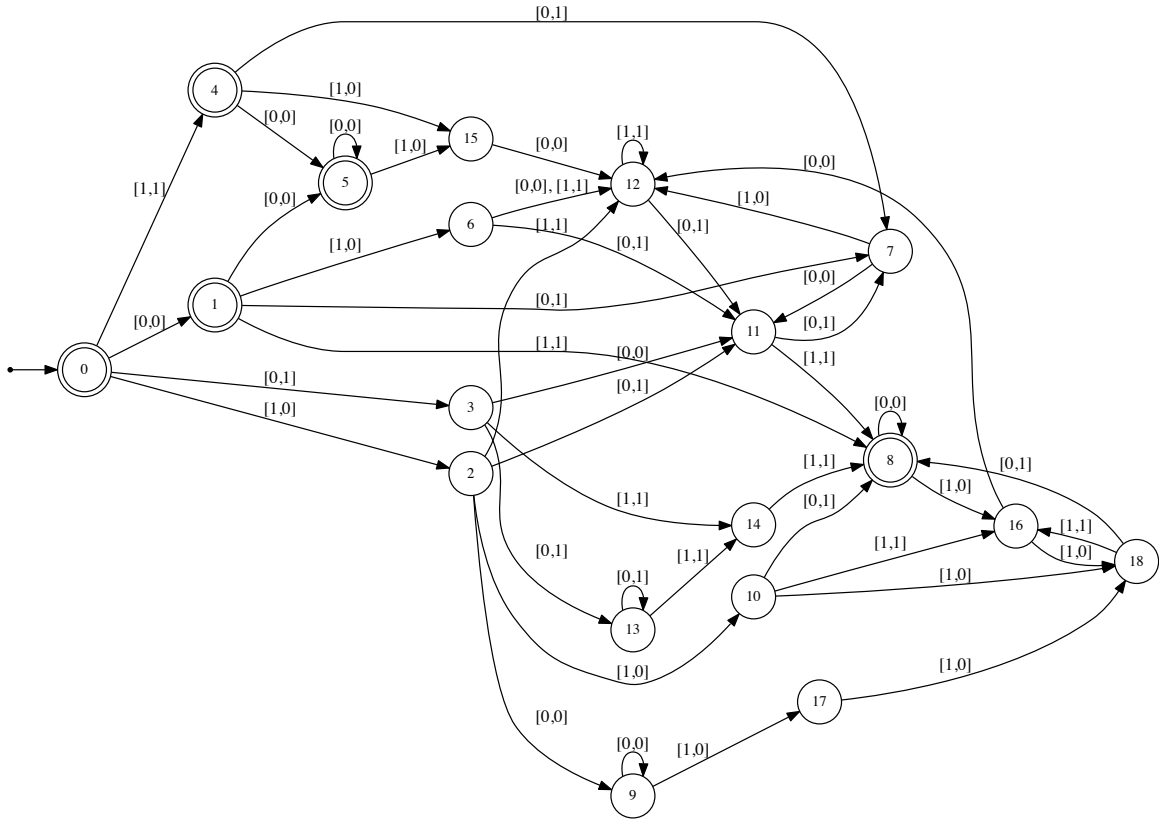


Figure 4: The lsd-automaton ep for (e'_n) .

Once we have the automaton ep for e'_n , we can trivially obtain the 20-state automaton sp for s'_n , the starting positions of runs of d'_n , as follows:

```
def sp "?lsd_2 (n=0 & z=0) | $ep(n-1,z-1)":
```

And once we have the automaton for s'_n and e'_n , we can obtain a 32-state synchronized automaton b for b_n :

```
def b "?lsd_2 Ex,y $sp(n,x) & $ep(n,y) & z=(y-x)+1":
```

We can now check that b_n is either 1 or 2.

```
eval b12 "?lsd_2 An (n>=1) => ($b(n,1) | $b(n,2))":
```

which evaluates to TRUE. Finally, we can get a DFAO B for b_n as follows:

```
def b1 "?lsd_2 $b(n,1)":
```

```
def b2 "?lsd_2 $b(n,2)":
```

```
combine B b1=1 b2=2:
```

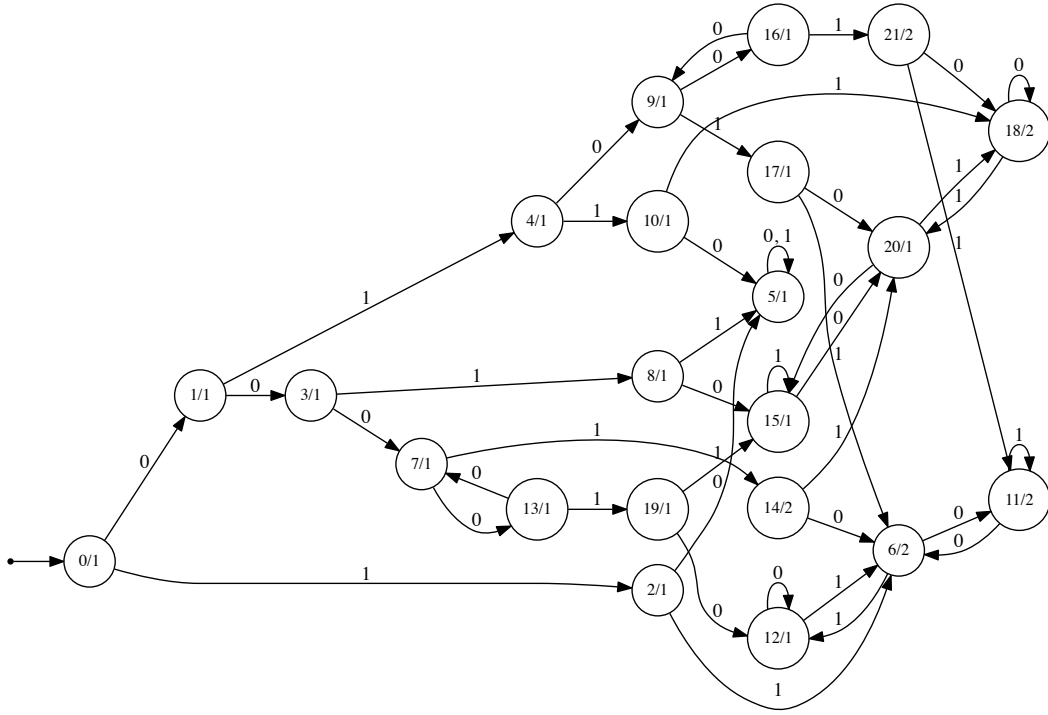



Figure 5: The lsd-automaton B for (b_n) .

This 22-state automaton is displayed in Figure 5. Notice that from the way we have defined the sequences, it follows immediately that that $e'_n = \sum_{1 \leq i \leq n} b_i$.

It's now time to verify that the sum of the runs appearing in b_n have the desired property. To do that we first need \mathbf{e} , a synchronized automaton for e_n , the ending position of runs in b_n . We adopt the same strategy as before: guess the automaton and then verify it is correct. It has 30 states. We can verify the correctness of the automaton \mathbf{e} in exactly the same way that we did for \mathbf{ep} above. We omit the details.

We can now compute the starting positions of runs in much the same way as we did for \mathbf{sp} above. The following command creates a 32-state automaton \mathbf{s} .

```
def s "?lsd_2 (n=0 & z=0) | $e(n-1,z-1)":
```

We can now compute the lengths of the runs r_n in exactly the same way we did for (b_n) above.

```
def r "?lsd_2 Ex,y $s(n,x) & $e(n,y) & z=(y-x)+1":
```

This gives us a 32-state synchronized automaton \mathbf{r} . We observe that the only runs in (b_n) are of length 1, 2, or 4.

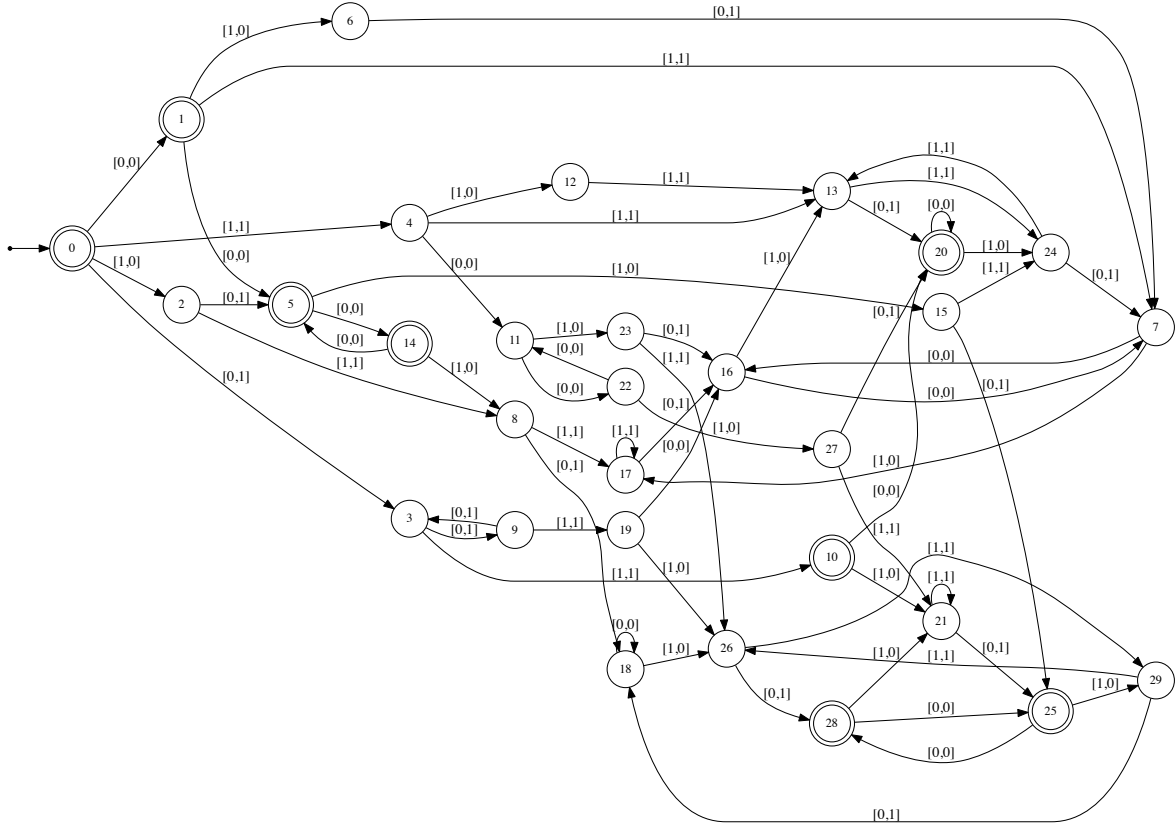


Figure 6: The synchronized automaton for (e_n) .

```
def r_check "?lsd_2 An,x $r(n,x) => (x=1 | x=2 | x=4)":
```

And Walnut returns TRUE. Notice that, from the way we have defined the sequences, it follows immediately that $e_n = \sum_{1 \leq i \leq n} r_i$.

Next, we can compute a synchronized automaton `sigma` for the sum of the values of each run, using the fact that the runs of 1's and 2's alternate.

```
reg even lsd_2 "()|0(0|1)*":
reg odd lsd_2 "1(0|1)*":
def sigma "?lsd_2 Ex,y ($odd(n) & $s(n,x) & $e(n,y) & z=(y-x)+1) |
($even(n) & $s(n,x) & $e(n,y) & z=2*((y-x)+1))":
```

This automaton has 31 states.

Finally, let us check that $\sigma_n = 2b_n$:

```
eval b_property "?lsd_2 An,x,y ($b(n,x) & $sigma(n,y)) => y=2*x":
```

And Walnut returns TRUE.

At this point we now know that indeed $a_n = b_n$; that is, the sequence b_n we constructed starting from the regular paperfolding sequence is indeed Cloitre's sequence a_n .

5 The proof of Cloitre's conjecture

We can now proceed to the proof of our main result, which resolves Cloitre's conjecture:

Theorem 2. *Let g_n be the number of 1's in the sequence $a_1 a_2 \cdots a_n$. Then*

$$0 \leq 3g_n - 2n \leq 4 \quad (2)$$

for all n , and hence $\lim_{n \rightarrow \infty} g_n/n = 2/3$.

Proof. We adopt a similar strategy as before: we guess the synchronized automaton for g_n and then verify it is correct. It has 16 states and is displayed in Figure 7. To verify it is correct, we need to check that $g_n = g_{n-1} + 1$ if $b_n = 1$, and $g_n = g_{n-1}$ if $b_n = 2$. We can do that as follows:

```
eval g_correctness "?lsd_2 $g(0,0) &
  An (n>=1) => (Ex ($g(n,x) & $g(n-1,x)) <=> $b(n,2))":
```

Finally, we can verify the inequality (2) as follows:

```
eval inequality_check "?lsd_2 An,x $g(n,x) => (3*x>=2*n & 3*x<=2*n+4)":
```

And Walnut returns TRUE. This completes the proof. \square

6 Another result

Benoit Cloitre (personal communication) conjectured that if we define

$$w_n = \min\{t \geq 1 : e'_t \geq n\},$$

then $(w_n)_{n \geq 1}$ is sequence [A091960](#) in the OEIS.

Using his definition, we can define a synchronized automaton for w_n as follows:

```
def w "?lsd_2 Ex $ep(t,x) & x>=n & Au,y ($ep(u,y) & y>=n) => u>=t":
```

Once we have it, we can verify that indeed w_n satisfies the construction rules given in the OEIS entry for [A091960](#), namely, that $w_1 = 1$ and $w_{2n} = w_{2n-1} + (w_n \bmod 2)$, and $w_{2n+1} = w_{2n} + 1$ for $n \geq 1$.

```
def mod2 "?lsd_2 n=z+2*(n/2)":
eval w_check "?lsd_2 $w(1,1) &
  (An,x,y,z,t (n>=1 & $w(2*n,x) & $w(2*n-1,y) & $w(n,z)
  & $mod2(z,t)) => x=y+t) &
  (An,x,y (n>=1 & $w(2*n+1,x) & $w(2*n,y)) => x=y+1)":
```

And Walnut returns TRUE.

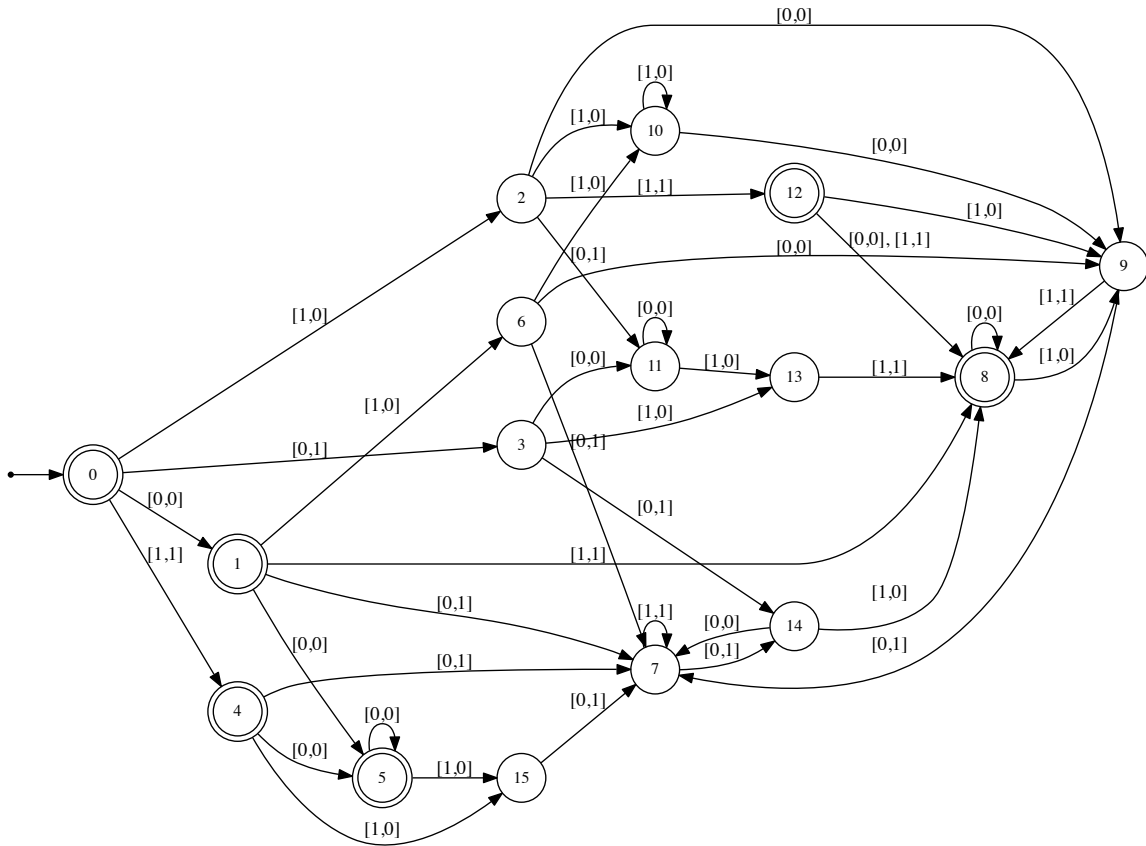


Figure 7: The synchronized automaton for (g_n) .

7 Going further

As in [5, 12], there is a single finite automaton that can compute the values of any finite paperfolding sequence. The input is the sequence of unfolding instructions f and an integer n , and the result is the n 'th term of the associated paperfolding sequence.

Using this automaton, we can find the analogues of the sequences of Table 1 more generally; there is a *single* finite automaton that computes the sequence for *all* finite sequences of folding instructions simultaneously. Once again, the method it involves guessing some of the automata and using **Walnut** to verify their correctness; then computing others from these.

Although there is no obvious analogue of the self-generating property for an arbitrary paperfolding sequence, all of the other results hold for an arbitrary paperfolding sequence, including Theorem 2.

8 Acknowledgments

I thank Benoit Cloitre for sharing his conjecture about e'_n , w_n , and [A091960](#). Thanks once again to the OEIS for providing a great resource.

References

- [1] J.-P. Allouche and J. Shallit. *Automatic Sequences: Theory, Applications, Generalizations*. Cambridge University Press, 2003.
- [2] C. Davis and D. E. Knuth. Number representations and dragon curves–I, II. *J. Recreational Math.* **3** (1970), 66–81, 133–149.
- [3] F. M. Dekking. What is the long range order in the Kolakoski sequence? In R. V. Moody, ed., *The Mathematics of Long-Range Aperiodic Order. NATO ASI Series C Mathematical and Physical Sciences—Advanced Study Institute* **489** (1997), pp. 115–125.
- [4] F. M. Dekking, M. Mendès France, and A. J. van der Poorten. Folds! *Math. Intelligencer* **4** (1982), 130–138, 173–181, 190–195. Erratum, **5** (1983), 5.
- [5] D. Goč, H. Mousavi, L. Schaeffer, and J. Shallit. A new approach to the paperfolding sequences. In A. Beckmann et al., eds., *CiE 2015, Lecture Notes in Comput. Sci.*, Vol. 9136, Springer, 2015, pp. 34–43.
- [6] S. W. Golomb. Run-length encodings. *IEEE Trans. Info. Theory* **IT-12** (1966), 399–401.
- [7] J. E. Hopcroft and J. D. Ullman. *Introduction to Automata Theory, Languages, and Computation*. Addison-Wesley, 1979.
- [8] W. Kolakoski. Problem 5304. *Amer. Math. Monthly* **72** (1965), 674. Solution in *Amer. Math. Monthly* **73** (1966), 681–682.
- [9] H. Mousavi. Automatic theorem proving in Walnut. Arxiv preprint arXiv:1603.06017 [cs.FL], available at <http://arxiv.org/abs/1603.06017>, 2016.
- [10] R. Oldenburger. Exponent trajectories in symbolic dynamics. *Trans. Amer. Math. Soc.* **46** (1939), 453–466.
- [11] J. Shallit. Synchronized sequences. In T. Lecroq and S. Puzynina, eds., *WORDS 2021, Lecture Notes in Comp. Sci.*, Vol. 12847, Springer, 2021, pp. 1–19.
- [12] J. Shallit. *The Logical Approach To Automatic Sequences: Exploring Combinatorics on Words with Walnut*, Vol. 482 of *London Math. Soc. Lecture Note Series*. Cambridge University Press, 2023.

- [13] J. Shallit. Runs in paperfolding sequences. ArXiv preprint arXiv:2412.17930 [math.CO], December 23 2024. Available at <https://arxiv.org/abs/2412.17930>.
- [14] N. J. A. Sloane et al. The On-Line Encyclopedia of Integer Sequences. Available at <https://oeis.org>.