
Fluctuations of topological charges in two-dimensional classical Heisenberg model

SHAN-CHANG TANG^{1,2} and YU SHI^{(a)3,1}

¹ *Department of Physics & State Key Laboratory of Surface Physics, Fudan University, Shanghai 200433, China*

² *Shanghai High School, Shanghai 200231, China*

³ *Wilczek Quantum Center, Shanghai Institute for Advanced Studies, Shanghai 201315, China*

Abstract –Binding and unbinding of vortices drives Kosterlitz-Thouless phase transition in two-dimensional XY model. Here we investigate whether similar mechanism works in two-dimensional Heisenberg model, by using the fluctuation of skyrmion number inside a loop to characterize the nature of binding versus unbinding of defects. Through Monte Carlo simulations, we find that the fluctuation is proportional to the perimeter of the loop at low temperatures while it is proportional to the area of the loop at high temperatures, implying binding of the defects at low temperatures and unbinding at high temperatures.

In 1966, Mermin and Wagner presented the theorem later bearing their names, that “a one- or two-dimensional isotropic spin-S Heisenberg model with finite-range exchange interaction can be neither ferromagnetic nor antiferromagnetic” at any nonzero temperature [1]. However, they also commented that only spontaneous magnetization of sublattice magnetization had been ruled out, while the possibility of other kinds of phase transitions was not. In 1973, Kosterlitz-Thouless (KT) transition, driven by the binding and unbinding of vortices, was discovered in two-dimensional XY model [2–4].

Many investigations have been made on whether there is a phase transition at a finite temperature in two-dimensional Heisenberg model, and this remains controversial [5]. Its possible existence was proposed according to the high-temperature expansion [6]. But its absence was predicted in various other approaches, including renormalization group [7–12], perturbation theory [13–15] and finite-size scaling [16], nevertheless these methods have also been used by other authors in claiming the opposite [17–19]. A recent analysis of the spin-spin correlation functions based on the tensor network method found supports both for its presence and for its absence [20]. In Monte Carlo simulations, the magnetization versus temperature relation is consistent with the absence [21–24]. However, a sharp peak in the susceptibility suggests the possibility of the presence, and it remains unclear whether the peak becomes singular at the thermodynamic limit [21, 24]. The magnetization and susceptibility as functions of temperature both shift to lower temperatures as the size increases [22, 23], and it is unclear whether they peak at a nonzero temperature in the thermodynamic limit. The specific heat [24, 25] as a function of temperature exhibits a smoothed peak that is scale-independent, very similar to that in 2D XY model [26]. It was conjectured that

^(a)yushi@fudan.edu.cn

topological defects may drive a phase transition in 2D Heisenberg model [24]. Vortex-like defects were spotted at low temperatures, but it was not sure whether they can lead to a phase transition [21, 27].

However, skyrmions cannot be stable topological defects in 2D Heisenberg model, as the dimension of the spin is larger than the spatial dimension [28]. There is escape to the third dimension, and it can be continuously deformed to a trivial state.

In this Letter, we perform a Monte Carlo simulation of 2D classical Heisenberg model, and investigate the temperature dependence of the nature of binding of topological defects, by using the fluctuation of skyrmion number as the characteristic quantity. It will be shown that there are skyrmion fragments with nonzero fluctuations of skyrmion numbers. At low temperatures, skyrmion fragments with opposite charges are paired with total charges zero. At high temperatures they are free. Therefore, although skyrmion fragments are not topologically protected, they can drive a transition in the 2D Heisenberg system, in a way similar to the KT transition driven by vortices in the 2D XY system.

We first introduce the method by using the 2D XY model as the instructive example. The Hamiltonian is

$$\mathcal{H}^{XY} = -J \sum_{\langle ij \rangle} \mathbf{S}_i \cdot \mathbf{S}_j, \quad (1)$$

where $J > 0$ is the ferromagnetic exchange constant, $\mathbf{S}_i = (S_{ix}, S_{iy})$ represents the two-component classical spins on site i , with $\mathbf{S}_i^2 = 1$, $\langle ij \rangle$ represents the nearest neighbours. It is well known that there exists a KT transition, driven by the binding and unbinding of vortices and antivortices. A vortex and an antivortex, with topological charges ± 1 , attract each other, with interaction proportional to the logarithm of their distance. They are bound together at low temperatures, and become unbound and move freely at high temperatures, as shown in Fig. 1.

Consider an arbitrary loop \mathcal{C} , with perimeter l and area \mathcal{S} . Inside the loop, the total topological charge is $Q = N_+ - N_-$, where N_+ and N_- are the numbers of the vortices and the antivortices respectively. Because of the randomness, $\langle N_+ \rangle = \langle N_- \rangle$ at high temperatures. Consequently, $\langle Q \rangle_{\text{high T}} = \langle N_+ - N_- \rangle = 0$. The fluctuation of the topological charge Q is

$$\chi^{XY} = \langle (Q - \langle Q \rangle)^2 \rangle. \quad (2)$$

As KT transition is driven by the binding and unbinding of topological defects, the fluctuation of topological charge can be used to characterize KT transition [2, 3], just like the fluctuation of magnetization can be used to characterize the phase transition of ferromagnetism.

At high temperatures, it can be found that

$$\chi_{\text{high T}}^{XY} = \langle (Q - \langle Q \rangle)^2 \rangle_{\text{high T}} = \langle (Q^2) - \langle Q \rangle^2 \rangle_{\text{high T}} \propto \mathcal{S}, \quad (3)$$

where \mathcal{S} is the area of the loop, for the following reason. The fluctuation of Q is $\langle Q^2 \rangle - \langle Q \rangle^2 = \langle (N_+^2) - \langle N_+ \rangle^2 \rangle + \langle (N_-^2) - \langle N_- \rangle^2 \rangle - 2\langle N_+ N_- \rangle + 2\langle N_+ \rangle \langle N_- \rangle = \langle (N_+^2) - \langle N_+ \rangle^2 \rangle + \langle (N_-^2) - \langle N_- \rangle^2 \rangle$, where $\langle N_{\pm} \rangle = \frac{\sum_{rs} N_{\pm r} e^{\beta \mu_{\pm} N_{\pm r} - \beta E_s}}{\sum_{rs} e^{\beta \mu_{\pm} N_{\pm r} - \beta E_s}}$ is the average number in the grand canonical ensemble theory, μ_{\pm} is the chemical potential for two kinds of topological defects, and it is assumed that the two kinds of topological defects are uncorrelated. As $k_B T \left(\frac{\partial \langle N_{\pm} \rangle}{\partial \mu_{\pm}} \right)_{T, V} = \langle N_{\pm}^2 \rangle - \langle N_{\pm} \rangle^2$. In terms of the unit volume $v_{\pm} = \frac{V}{\langle N_{\pm} \rangle}$, $\langle N_{\pm}^2 \rangle - \langle N_{\pm} \rangle^2 = -\frac{k_B T V}{v_{\pm}^2} \left(\frac{\partial v_{\pm}}{\partial \mu_{\pm}} \right)_T$. With $G_{\pm} = \mu_{\pm} \langle N_{\pm} \rangle$, $dG_{\pm} = -S dT + V dp + \mu_{\pm} d\langle N_{\pm} \rangle$, we have $d\mu_{\pm} = -s_{\pm} dT + v_{\pm} dp$, where $s_{\pm} \equiv \frac{S}{\langle N_{\pm} \rangle}$ is the unit entropy. As a result, we have $\left(\frac{\partial \mu_{\pm}}{\partial v_{\pm}} \right)_T = \left(\frac{\partial \mu_{\pm}}{\partial p} \right)_T \left(\frac{\partial p}{\partial v_{\pm}} \right)_T = v_{\pm} \left(\frac{\partial p}{\partial v_{\pm}} \right)_T$, therefore $\langle N_{\pm}^2 \rangle - \langle N_{\pm} \rangle^2 = -\frac{k_B T V}{v_{\pm}^2} \left(\frac{\partial v_{\pm}}{\partial p} \right)_T = \frac{k_B T \kappa_T}{v_{\pm}^2} V \equiv C_{\pm} V$, where all factors in C_{\pm} are all intensive quantities, while V becomes the area \mathcal{S} in two dimensions. Consequently, the fluctuation of the topological charge is $\chi^{XY} = (C_+ + C_-) \mathcal{S} \propto \mathcal{S}$.

At low temperatures, the topological defects are bounded as pairs (Fig. 1(b)). If the two defects of a pair are both inside the loop, their charges cancel each other, thus do not contribute to the total topological charge inside the loop. Only the inner member of each pair crossing the boundary contributes to the total topological charge.

Because of randomness, at low temperatures, the average topological charge is also zero

$$\langle Q \rangle_{\text{low T}} = \langle N_+ - N_- \rangle = 0. \quad (4)$$

However, since only the topological defects around the boundary from the inner side contribute, as shown in the grey belt in Fig.1(b), the fluctuation of the charge is proportional to the length l of the loop,

$$\chi_{\text{low T}}^{\text{XY}} = \langle (Q - \langle Q \rangle)^2 \rangle_{\text{low T}} = \langle (Q^2) - \langle Q \rangle^2 \rangle_{\text{low T}} \propto l, \quad (5)$$

for the following reason. As can be seen from Fig. 1(b), $Q = Q_{\text{in}} + Q_{\text{cross}} = Q_{\text{cross}}$, where Q_{in} represents the topological charge of the defects that totally reside in the loop and Q_{cross} represents the charge inside the gray belt on the graph. The area of this belt is $l \times D$, with D being the average size of the defects. As a result, the fluctuation in this case is $\chi_{\text{low T}}^{\text{XY}} = \langle Q^2 \rangle_{\text{low T}} - \langle Q \rangle_{\text{low T}}^2 = \langle Q_{\text{cross}}^2 \rangle_{\text{low T}} - \langle Q_{\text{cross}} \rangle_{\text{low T}}^2 \propto \mathcal{S}_{\text{belt}} \propto l$.

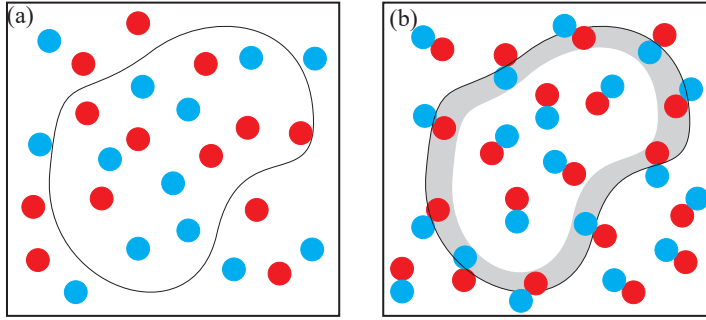


Fig. 1: (a) The distribution of the topological defects at a high temperature. (b) The distribution of the topological defects at a low temperature. Red circles represent positive topological charges while blue ones are negative. The black line represents an arbitrary loop in the two-dimensional space.

Therefore, if the fluctuation of the topological charge inside a loop scales with the perimeter of the loop, then it is indicated that the vortices and the antivortices are bound.

Now we consider the two-dimensional classical isotropic Heisenberg model, in which each spin possesses three components, $\mathbf{S} = (S_{ix}, S_{iy}, S_{iz})$. Its Hamiltonian is

$$\mathcal{H}^H = -J \sum_{\langle ij \rangle} \mathbf{S}_i \cdot \mathbf{S}_j. \quad (6)$$

Considering the possibility of topological defects in this model [21,27], we conjecture that there may be skyrmion fragments, with the total topological charge, or the total number, inside an arbitrary loop being

$$Q_{\text{continuous}} = \iint_{(x,y) \in \Omega} \mathbf{S} \cdot \left(\frac{\partial \mathbf{S}}{\partial x} \times \frac{\partial \mathbf{S}}{\partial y} \right) dx dy, \quad (7)$$

where Ω is the two-dimensional space inside the loop.

On a discrete square lattice, the definition of the topological charge is discretized [29]. As shown in Fig.2, there is a three-component normalized classical spin \mathbf{S}_{ij} on each site

(i, j) , where i and j represent the row and the column, respectively. The on-site topological charge density Q_{ij} can be defined as the sum of the two solid angles of the spins on the vertices of the two red triangles,

$$Q_{ij} = \alpha(\mathbf{S}_{ij}, \mathbf{S}_{i+1,j}, \mathbf{S}_{i+1,j+1}) + \alpha(\mathbf{S}_{ij}, \mathbf{S}_{i+1,j+1}, \mathbf{S}_{i,j+1}) \quad (8)$$

In the simulation, we choose a square loop with edge length d , and the total topological charge inside the loop is

$$Q = \sum_{1 \leq i \leq d, 1 \leq j \leq d} Q_{ij}. \quad (9)$$

In case there is a complete skyrmion inside the loop, Q is equal to 4π . This confirms that the definition (8) is reasonable.

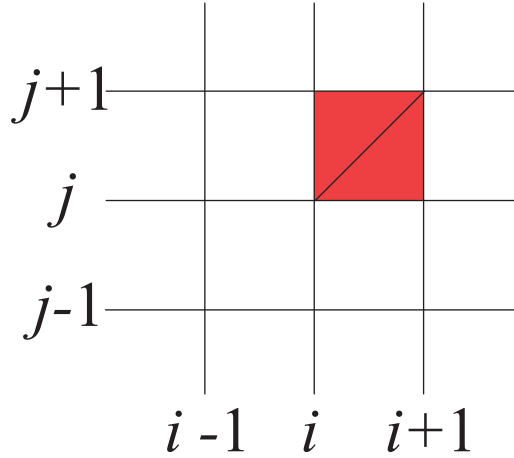


Fig. 2: A sketch of the two-dimensional square lattice.

Following the reasoning similar to that for the XY model, we can make the following hypotheses for the two-dimensional Heisenberg model. (1) Area law: At high temperatures, the defects can move freely, the fluctuation of the total topological charge inside an arbitrary loop is proportional to the area surrounded by the loop, $\chi_{\text{high T}}^H = \langle (Q - \langle Q \rangle)^2 \rangle_{\text{high T}} = (\langle Q^2 \rangle - \langle Q \rangle^2)_{\text{high T}} \propto \mathcal{S}$. (2) Perimeter law: At low temperatures, if the defects of opposite topological charges are bound, the fluctuation of the total topological charge inside an arbitrary loop is proportional to the length of the loop. $\chi_{\text{low T}}^H = \langle (Q - \langle Q \rangle)^2 \rangle_{\text{low T}} = (\langle Q^2 \rangle - \langle Q \rangle^2)_{\text{low T}} \propto l$. We can then calculate these physical quantities in the Monte Carlo simulations.

We perform the Monte Carlo simulation using the standard Metropolis algorithm on an $L \times L$ square lattice with the periodic boundary condition ($L = 32, 64, 128, 256, 512$). We start with a random spin configuration at a temperature $k_B T = 2J$, where k_B is the Boltzmann constant. Then we gradually lower the temperature until it approaches zero. For each value of the temperature, there are 10^5 computational steps per spin, the ensemble average of the physical quantities is made over 10^4 samples. The number of the intermediate sweeps between two samples is 30. Here the intermediate sweeps, which are included to decrease the correlation between the chosen configurations, refer to the sweeps between two configurations that are used to calculate the thermal quantities.

Several thermodynamic quantities are numerically calculated in the simulations. Most of these results are similar to previous works, indicating that our simulation method is plausible.

First, the magnetization $M = \langle \sqrt{\mathbf{m} \cdot \mathbf{m}} \rangle$, where $\mathbf{m} = \frac{1}{L^2} \sum_i \mathbf{S}_i$ is the average magnetic moment for a certain spin configuration, the susceptibility $\chi = \frac{\langle \mathbf{m} \cdot \mathbf{m} \rangle - M^2}{T}$, and the specific heat capacity $c = \frac{1}{L^2} \frac{\langle E^2 \rangle - \langle E \rangle^2}{k_B T^2}$, where E is the total energy of the system. We have obtained these three thermodynamic quantities as functions of temperatures, for different lattice sizes (Fig. 3).

With the increase of the lattice size, the magnetization as a function of the temperature shifts towards lower temperature (Fig. 3(a)), in consistency with [22, 23], the susceptibility, which displays a sharp peak, also shifts towards lower temperature (Fig. 3(b)), in consistency with [21, 24], the specific heat capacity, exhibiting a smoothed peak, remains independent of the lattice size, in consistency with [24, 25].

Moreover, in our simulation, the specific heat capacity approaches k_B as the temperature approaches zero, in consistency with the equipartition theorem, as there are two degrees of freedom in the $O(3)$ Heisenberg model.

In one of the previous simulations [25], the specific heat capacity, which is called ‘‘heat capacity’’ there, approaches k_B , in consistency with our result. In another simulation [24], the limit of the specific heat is 2, which seems to be with a different definition.

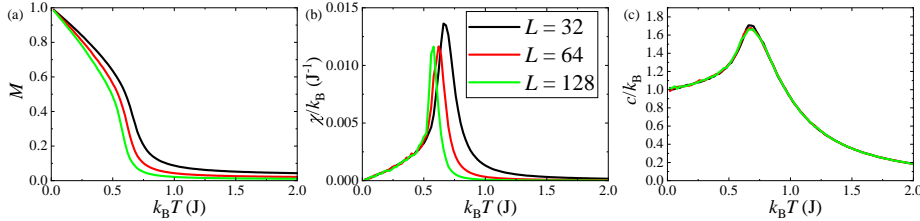


Fig. 3: (a) The magnetization. (b) The susceptibility. (c) The specific heat capacity as function of temperature. The plots with different colors represent different lattice sizes: 32×32 , 64×64 , 128×128 .

Now we come to the charge fluctuation. For each value of the temperature, we calculate the charge fluctuation χ^H for various values of d . For $L = 128$, the results for $k_B T = 0.1J$ and $k_B T = 1.0J$ are shown in Fig. 4(a) and (c), respectively. It is clear that the dependence on d is different for high and low temperatures.

Furthermore, for various values of the temperature, the relation between the logarithm of the fluctuation and the logarithm of the loop size (Fig. 4b and Fig. 4d) is well fitted by a linear function,

$$\ln(\chi^H) = k \cdot \ln(d), \quad (10)$$

where the $k \approx 1.01769$ for $k_B T = 0.1J$ while it is $k \approx 2.00114$ for $k_B T = 1.0J$. This implies that at a lower temperature, $\chi_{\text{Low T}}^H \propto d^{1.01769}$, while at a higher temperature, $\chi_{\text{High T}}^H \propto d^{2.00114}$. That is, the fluctuation is approximately proportional to the loop size at a lower temperature while approximately proportional to the square of the loop size at a higher temperature. Since the perimeter is proportional to the the loop size $l = 4d$ and the area is the square of the loop size $S = d^2$, the above result confirms our conjecture that the topological charge fluctuation satisfies the perimeter law at a lower temperature, while it satisfies the area law at a higher temperature.

For each of the five values of the lattice size, and for different temperatures, we obtain the slope k of the logarithm of the fluctuation as a linear function of the logarithm of d , thus we obtain k as a function of temperature (Fig. 5).

The result clearly shows that the charge fluctuation satisfies the perimeter law at low temperatures, while it satisfies area law at high temperatures, as conjectured above, moreover, there is a sharp transition between these two topological phases and it becomes sharper as the lattice becomes larger .

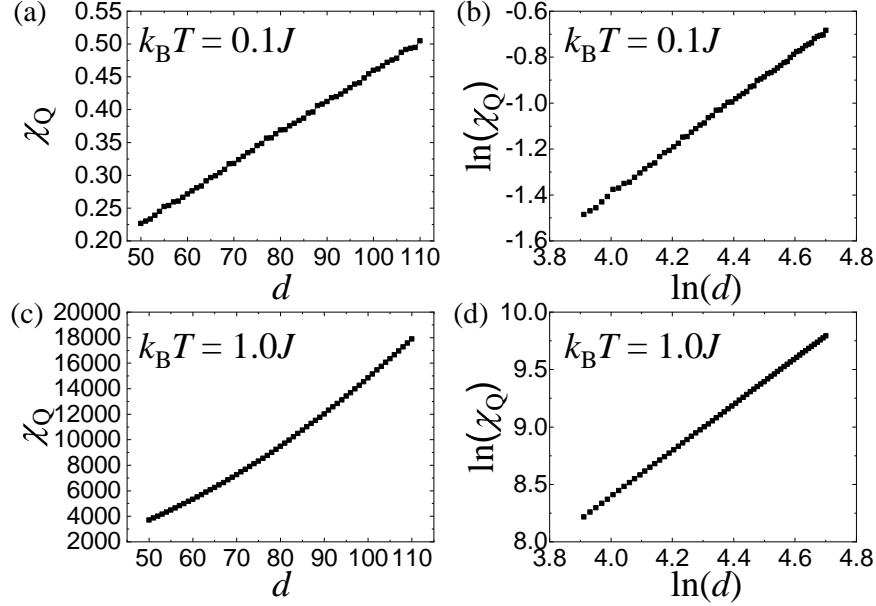


Fig. 4: (a) The topological charge fluctuation versus the linear size d of the loop at $k_B T = 0.1 J$. (b) Plot of (a) in terms of the logarithms of the fluctuation and d . (c) The topological charge fluctuation versus the linear size d at $k_B T = 1.0 J$. (d) Plot of (c) in terms of the logarithms of the fluctuation and d . The lattice size is $L = 128$.

We have also calculated the distribution of skyrmion density Q_{ij} for various lattice sizes at various temperatures (Fig. 6). In the simulation, we note that indeed there are no complete skyrmions, rather, there are only fragments of the skyrmions, with nonzero topological charges.

It is quite difficult to distinguish different topological phases from the patterns of these skyrmion fragments. In fact, our method provides a very useful quantitative way to describe well the binding and unbinding of the defects.

To summarize, we have performed Monte Carlo simulations to study various properties of the classical isotropic Heisenberg model in two dimensions. The magnetization, the magnetic susceptibility and the specific heat capacity are calculated for different temperatures and are consistent with previous results. A novel physical quantity, the fluctuation of the topological charge inside a loop, is defined and calculated for different temperatures. We find that it is proportional to the area of the loop at high temperatures while proportional to the perimeter of the loop at low temperatures. This discovery strongly indicates that at low temperatures, the defects with opposite topological charges are bound together into a composite particle with topological charge zero, while they are unbound and can move freely at high temperatures. The binding versus unbinding of defects implies a possible transition in the two-dimensional Heisenberg model, similar to KT transition in the two-dimensional XY model. In our simulation, the topological defects are skyrmion fragments, rather than complete skyrmions, but they can still pair into neutral composites. Our work sheds new light on the phases in the two-dimensional Heisenberg model. The methods we use may also be applied to other systems such as three-dimensional Heisenberg model.

We thank Ping Ao, Siu-Tat Chui and John M. Kosterlitz for useful discussions. This work was supported by National Science Foundation of China (Grant No. 12075059).

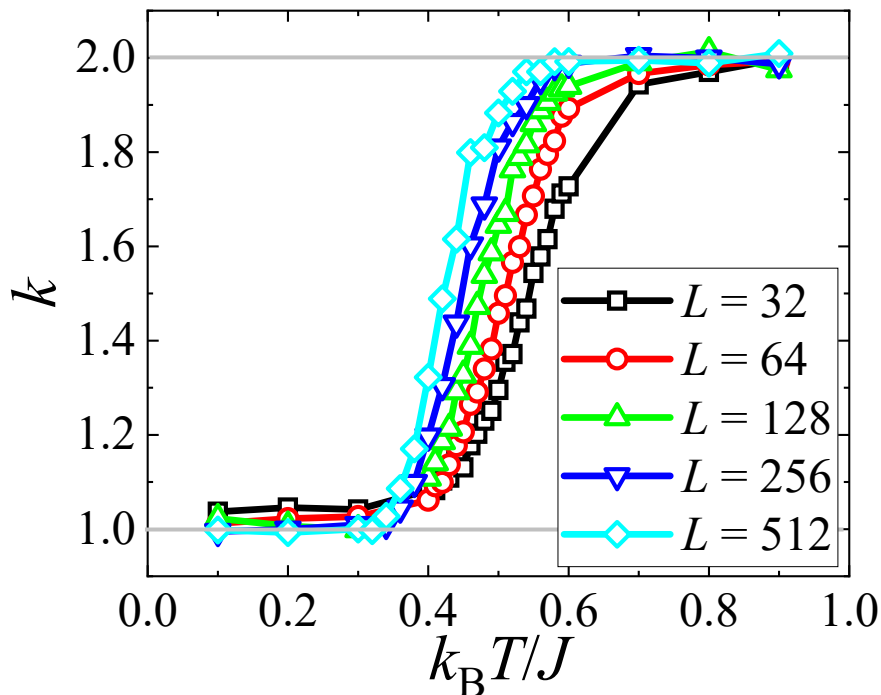


Fig. 5: The slope k of the logarithm of the fluctuation as a linear function of the logarithm of d , as a function of temperature for different lattice sizes. The range of d for $L = 32$ is from 10 to 20; for $L = 64$ is from 20 to 50; for $L = 128$ is from 50 to 110; for $L = 256$ is from 110 to 240; for $L = 512$ is from 240 to 500.

REFERENCES

- [1] N. D. Mermin and H. Wagner, Absence of ferromagnetism or antiferromagnetism in one- or two-dimensional isotropic Heisenberg models. *Phys. Rev. Lett.* **17**, 1133 (1966).
- [2] J. M. Kosterlitz and D. J. Thouless, Long range order and metastability in two dimensional solids and superfluids. (application of dislocation theory). *J. Phys. C: Solid State Phys.* **5**, L124 (1972).
- [3] J. M. Kosterlitz and D. J. Thouless, Ordering, metastability and phase transitions in two-dimensional systems. *J. Phys. C: Solid State Phys.* **6**, 1181 (1973).
- [4] J. M. Kosterlitz, The critical properties of the two-dimensional xy model. *J. Phys. C: Solid State Phys.* **7**, 1046 (1974).
- [5] R. Kenna, Homotopy in statistical physics. *Condensed Matter Physics* **9**, 283 (2006).
- [6] H. E. Stanley and T. A. Kaplan. Possibility of a phase transition for the two-dimensional Heisenberg model. *Phys. Rev. Lett.* **17**, 913 (1966).
- [7] A. M. Polyakov, Interaction of goldstone particles in two dimensions. Applications to ferromagnets and massive yang-mills fields. *Phys. Lett. B* **59**, 79 (1975).
- [8] E. Brézin and J. Zinn-Justin, Spontaneous breakdown of continuous symmetries near two dimensions. *Phys. Rev. B* **14**, 3110 (1976).
- [9] E. Brézin and J. Zinn-Justin, Renormalization of the nonlinear σ model in $2+\epsilon$ dimensions-application to the Heisenberg ferromagnets. *Phys. Rev. Lett.* **36**, 691 (1976).
- [10] David R. Nelson and Robert A. Pelcovits, Momentum-shell recursion relations, anisotropic spins, and liquid crystals in $2+\epsilon$ dimensions. *Phys. Rev. B* **16**, 2191 (1977).
- [11] Stephen H. Shenker and Jan Tobochnik, Monte carlo renormalization-group analysis of the classical Heisenberg model in two dimensions. *Phys. Rev. B* **22**, 4462 (1980).

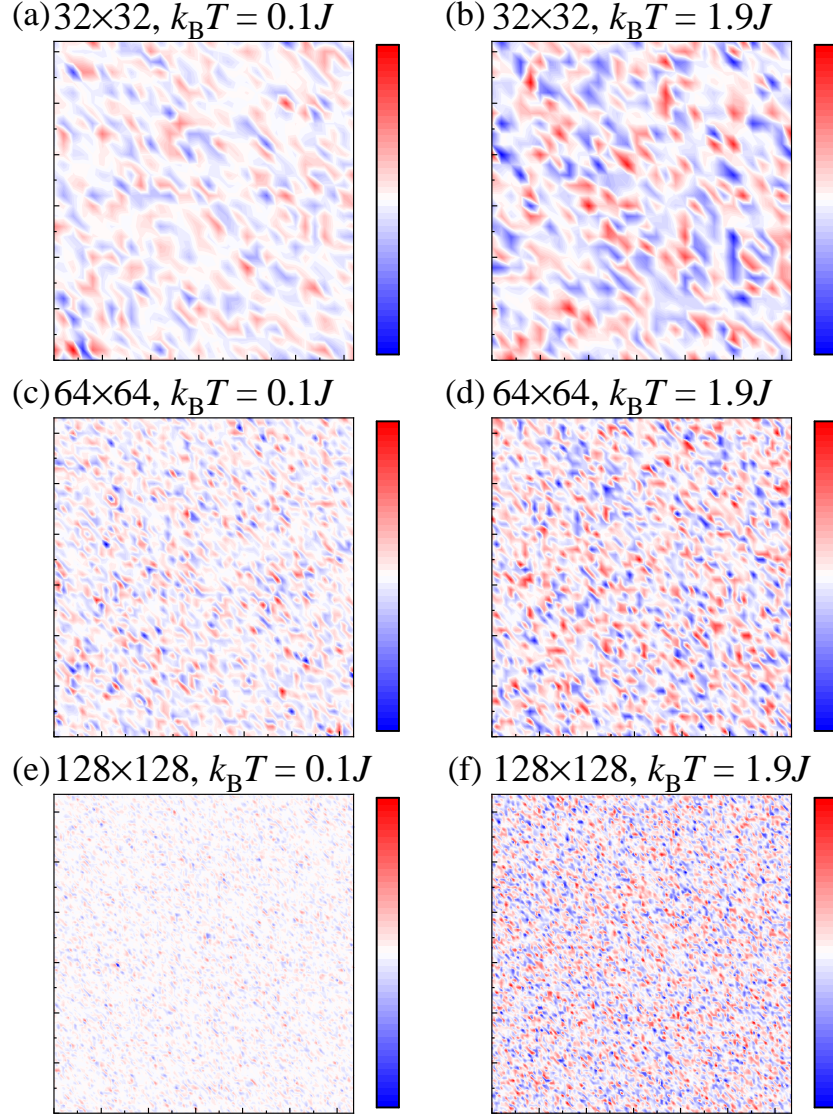


Fig. 6: Distribution of skyrmion density for various lattice sizes at various temperatures. A red point represents $Q_{ij} > 0$ and a blue point represents $Q_{ij} < 0$. (a) $L = 32, k_B T = 0.1J$. (b) $L = 32, k_B T = 1.9J$. (c) $L = 64, k_B T = 0.1J$. (d) $L = 64, k_B T = 1.9J$. (e) $L = 128, k_B T = 0.1J$. (f) $L = 128, k_B T = 1.9J$.

- [12] Luca Biferale and Roberto Petronzio, Renormalisation group study of xy and Heisenberg models in two dimensions. *Nucl. Phys. B* **328**, 677 (1989).
- [13] Minoru Takahashi, Classical Heisenberg ferromagnet in two dimensions. *Phys. Rev. B* **36**, 3791 (1987).
- [14] B. Allés, A. Buonanno, and G. Cella, Perturbation theory predictions and monte carlo simulations for the 2d $o(n)$ non-linear σ -models. *Nucl. Phys. B* **500**, 513 (1997).
- [15] B. Allés, G. Cella, M. Dilaver, and Y. Gündüç, Testing fixed points in the 2d $o(3)$ nonlinear σ model. *Phys. Rev. D* **59**, 067703 (1999).
- [16] Yusuke Tomita, Finite-size scaling analysis of pseudocritical region in two-dimensional continuous-spin systems. *Phys. Rev. E* **90**, 032109 (2014).
- [17] Adrian Patrascioiu and Erhard Seiler, Is the 2d $o(3)$ nonlinear σ model asymptotically free?

- Phys. Lett. B **430**, 314 (1998).
- [18] Erhard Seiler, The case against asymptotic freedom. arXiv:hep-th/0312015 (2003).
 - [19] O. Kapikranian, B. Berche, and Yu Holovatch, Quasi-long-range ordering in a finite-size 2d classical Heisenberg model. J. Phys. A: Math. Theor. **40**, 3741 (2007).
 - [20] Philipp Schmoll, Augustine Kshetrimayum, Jens Eisert, Román Orús and Matteo Rizzi, The classical two-dimensional Heisenberg model revisited: An SU(2)-symmetric tensor network study. SciPost Phys. **11**, 098 (2021).
 - [21] M. A. Klenin, Evidence for glasslike ordering in the two-dimensional classical Heisenberg magnet. Phys. Rev. B **19**, 4733 (1979).
 - [22] R. E. Watson, M. Blume, and G. H. Vineyard, Classical Heisenberg magnet in two dimensions. Phys. Rev. B **2**, 684 (1970).
 - [23] H. Betsuyaku, Monte carlo investigation of magnetic properties of a two-dimensional classical Heisenberg magnet. Solid State Commun. **25**, 185 (1978).
 - [24] R. G. Brown and M. Ciftan, *The 2d/3D classical Heisenberg ferromagnet*, in *Computer Simulation Studies in Condensed-Matter Physics V*, edited by David P. Landau, K. K. Mon, and Heinz-Bernd Schüttle (Springer, Berlin and Heidelberg), pp. 150–154, 1993.
 - [25] J. L. Colot, Heat capacity of two-dimensional o(n) spin systems by the monte carlo method. J. Phys. A: Math. Gen. **16**, 4423 (1983).
 - [26] C. Kawabata and K. Binder, Evidence for vortex formation in Monte Carlo studies of the two-dimensional XY-model. Solid State Commun. **22**, 705 (1977).
 - [27] C. Kawabata and A. R. Bishop, Monte carlo evidence for inhomogeneous states in the two-dimensional classical Heisenberg model. Solid State Commun. **33**, 453 (1980).
 - [28] G. Toulouse and M. Kléman, Principles of a classification of defects in ordered media. J. Phys. Lett. (Paris) **37** (1976) 149.
 - [29] B. Berg and M. Lüscher, Definition and statistical distributions of a topological number in the lattice O(3) σ -model. Nucl. Phys. B **190**, 412 (1981).