

Ohm's law, Joule heat, and Planckian dissipation

Hiroyasu Koizumi

^a*Center for Computational Sciences, University of Tsukuba, 1-1-1
Tennodai, Tsukuba, 305-8577, Ibaraki, Japan*

Abstract

Previously, we have shown that the gradient of the chemical potential force arises from the time-component of the Berry connection from many-electron wave functions. We will demonstrate the importance of it in electron conduction problems in metals in this work. We first revisit the well-studied dissipation problem, Joule heating by electric current in a metallic wire connected to an electric battery. It is known that Poynting's theorem explains it in a strange manner: The energy for the Joule heating enters from the outside of the wire as radiation. We show that a sensible explanation is given if the generation of the current is due to the chemical potential gradient generated inside the wire by the battery connection. Next, we demonstrate its importance in the discharging of a capacitor problem where the capacitor plays a role of a battery; and the tunneling supercurrent through the Josephson junction problem, where the original derivation of the Josephson relation does not include the capacitor contribution inherently exists in the junction. Lastly, we argue that the gauge fluctuation of the time-component of the Berry connection included in the chemical potential gradient force explains the Planckian dissipation observed in strange metals.

1. Introduction

One of old and established physical laws for the electric current is Ohm's law discovered by Ohm [1] (unpublished materials indicate it was known before Ohm by Cavendish [2]): The electric current I generated by connecting a battery of voltage V to a metallic wire with resistance R is given by

$$I = \frac{V}{R} \quad (1)$$

The battery originally used by Ohm was an electric battery, where the electromotive force was generated by chemical reactions.

Joule found that the heat generated by a metallic wire of resistance R with current I is given by

$$RI^2 = IV \quad (2)$$

where the Ohm's law is used [3]. It indicates the heat is equivalent to the work done by the battery, establishing that the heat is a kind of energy.

Surprisingly, this old, thought to be established, dissipation phenomenon has loose ends that should be tied: The energy flow explained by the Poynting theorem for the above Joule heat generation is known to be rather odd [4, 5].

Let us first explain the Poynting theorem. The conservation of the energy in systems composed of electromagnetic field and electric current was formulated by Poynting and called, ‘Poynting’s theorem’ [6]. It states that the rate of the energy consumed by the current in the volume \mathcal{V} is given by $\int_{\mathcal{V}} d^3r \mathbf{j} \cdot \mathbf{E}$, where \mathbf{j} and \mathbf{E} are the current density and electric field, respectively; and the rate of the energy leaving \mathcal{V} as radiation is given by $\int_{\mathcal{S}} d\mathbf{S} \cdot (\mathbf{E} \times \mathbf{H})$, where \mathbf{B} is the magnetic field, \mathbf{H} is related to \mathbf{B} by $\mathbf{H} = \mu_0^{-1}\mathbf{B}$ (μ_0 is the vacuum permeability) in a vacuum, and \mathcal{S} is the boundary surface of the volume \mathcal{V} . In short, the energy conservation is given by

$$\int_{\mathcal{V}} d^3r \mathbf{j} \cdot \mathbf{E} + \int_{\mathcal{S}} d\mathbf{S} \cdot (\mathbf{E} \times \mathbf{H}) = -\frac{\partial}{\partial t} \int_{\mathcal{V}} d^3r u \quad (3)$$

where u is the energy density of the electromagnetic field. The first term looks similar to Eq. (2); thus, it is often said that it expresses the Joule heat.

The Ohm’s law was explained by Drude [7], and later by Lorentz [8, 9] and Bohr [10], assuming that the battery connected to the wire generates the electric field $\mathbf{E}_{\text{Drude}}$ inside it. The law is expressed in a local field relation,

$$\mathbf{j} = \sigma \mathbf{E}_{\text{Drude}} \quad (4)$$

where σ is the conductivity of the wire. Then, $\mathbf{j} \cdot \mathbf{E}$ in the first term in Eq. (3) is given by $\mathbf{j} \cdot \mathbf{E}_{\text{Drude}} = \sigma^{-1}\mathbf{j}^2 > 0$; here, the plus sign indicates that it is the energy consumed.

The oddness of the energy flow is that the radiation enters into the wire from outside as expressed by the Poynting vector $\mathbf{E} \times \mathbf{H}$ in Eq. (3), and supplies the energy for the Joule heat consumed in the wire. However, it is sensible to consider that the energy for the Joule heat is supplied by the battery through the current flows in the wire.

This problem was taken up by the present author, recently [11]. A sensible explanation is obtained by identifying that the gradient of the chemical potential force is the one accelerates electrons instead of the electric field. In other words, the battery connection generates the chemical potential difference inside the wire. During the time when Drude developed his theory, the chemical potential was unknown; however, we now know the chemical potential exists, and the electromotive force generated is due to the chemical potential difference generated by chemical reactions in the battery. It is also noteworthy that the chemical potential difference is used in the Landauer-Büttiker theory [12, 13, 14], where the chemical potential appears as the Fermi energy of the distribution function of the free-electron theory of conduction electrons.

The chemical potential was originally introduced by Gibbs in the context of thermodynamics [15]. However, it has been show recently that it arises as a quantum many-body effect described by the Berry connection; this indicates the appearance of the Berry connection and also of the chemical potential

is general consequences of the Schrödinger equation for many-body systems [16, 17]. It is also notable that both of them include contributions with \hbar (\hbar is the reduced Planck constant).

Recently, the Planckian dissipation observed in strange metals such as high transition temperature cuprate superconductors is a focus of attention in condensed matter physics [18, 19, 20]. It is characterized by the relaxation time with \hbar , given by $\tau_{\hbar} = \frac{\hbar}{k_B T}$ (k_B is the Boltzmann constant, and T is temperature). The elucidation of the origin of it is considered to be the key to understand high transition temperature cuprate superconductivity; thus, it may help to find room temperature superconductors at ambient pressure. The main purpose of the present work is to show that this Planckian dissipation may be related to the fluctuation of the Berry connection that produces the chemical potential. Then, it may be related to the loose ends of the Joule heating problem, where the gradient of the chemical potential force originates from the Berry connection rectifies the odd energy flow by the Drude theory.

The Berry connection from many-electron wave functions originally presented by the present author to develop a new superconductivity theory [16, 17] that encompasses the standard theory based on the BCS one [21] (A short explanation of this theory and its relation to the BCS theory is provided in Appendix A). This theory is made to explain the accumulating experimental results that indicate the need for the fundamental change in the description of the supercurrent (this point will be discussed in Section 3). In this theory, the Berry connection produces persistent current if it is equipped with nontrivial topological quantum numbers. If the fluctuation of the topological quantum numbers for the Berry connection (we will call it, the ‘gauge fluctuation’) occurs, the current produced by it becomes resistive. Such a resistive current is expected to exist in the vicinity of a superconducting phase of the phase diagram, and will exhibit the Planckian dissipation.

Before dealing with the Planckian dissipation problem, we will revisit the Joule heating problem and show how the standard textbook explanation is rectified to a sensible explanation. We also consider the discharging of a capacitor and the supercurrent flow through the Josephson junction including the capacitor contribution. It is noteworthy that although the Josephson junction inherently has a capacitor contribution due to its structure, it was not included in the original Josephson’s work [22] or the textbook explanation [23]. The derivation with the capacitance contribution indicates that the electrons transfer singly across the junction, in contrast to the Josephson’s derivation that assumes the pair-wise transfer [22]. Note that this does not mean that the stabilization by the electron-pairing does not exist, and the experimentally observed flux quantum or the Josephson relation are still obtained.

Actually, the existence of single electrons in superconductors has been speculated for a long time to explain the Knight shift experiments [24]. It is also noteworthy that a recent experiment indicates the absence of the dissipative quantum phase transition in a Josephson junction system predicted by the standard theory [25]; and also the so-called ‘quasiparticle poisoning problem’ indicates the existence a large amount of excited single electrons in Josephson

junction systems for qubits, obtaining the observed ratio of their number to the Cooper pair number $10^{-9} \sim 10^{-5}$ in disagreement with the standard theory ratio 10^{-52} [26, 27].

The organization of the present work is as follows: First, we briefly summarize the Berry connection from many-electron wave functions, and explain the appearance of the gradient of the chemical potential force from it. Then, we put forward a new criterion to differentiate the normal and superconducting states based on the stability of the velocity field with the Berry connection equipped with non-trivial topological quantum numbers.

Next, we consider the energy flow for electric conduction in a metallic wire connected to a battery; we argue that the battery connection generates the gradient of the chemical potential inside the wire, and this is the force accelerates conduction electrons. Then, we consider the energy flow during the discharging of a capacitor through a resistive wire; in this case, the capacitor acts as the battery for the current generation. We will also discuss the Josephson effect in superconductors with including the capacitor contribution; then, the Planckian dissipation is examined by considering the gauge fluctuation of the Berry connection. Lastly, we conclude the present work by discussing its implications.

2. Forces on electrons in an electromagnetic field including the Berry connection from many-electron wave functions

Let us consider the Berry connection from many-body wave functions defined by

$$\mathbf{A}_{\Psi}^{\text{MB}}(\mathbf{r}, t) = \frac{\text{Re} \left\{ \int d\sigma_1 d\mathbf{x}_2 \cdots d\mathbf{x}_N \Psi^*(\mathbf{r}, \sigma_1, \cdots, \mathbf{x}_N, t) (-i\hbar\nabla) \Psi(\mathbf{r}, \sigma_1, \cdots, \mathbf{x}_N, t) \right\}}{\hbar N^{-1} \rho(\mathbf{r}, t)} \quad (5)$$

Here, ‘Re’ denotes the real part, Ψ is the total wave function, \mathbf{x}_i collectively stands for the coordinate \mathbf{r}_i and the spin σ_i of the i th electron, N is the total number of electrons, $-i\hbar\nabla$ is the Schrödinger’s momentum operator for the coordinate vector \mathbf{r} , and ρ is the number number density calculated from Ψ [11, 17].

From the original wave function Ψ , we can construct the following currentless wave function using the Berry connection $\mathbf{A}_{\Psi}^{\text{MB}}$

$$\Psi_0(\mathbf{x}_1, \cdots, \mathbf{x}_N, t) = \Psi(\mathbf{x}_1, \cdots, \mathbf{x}_N, t) \exp \left(-i \sum_{j=1}^N \int_0^{\mathbf{r}_j} \mathbf{A}_{\Psi}^{\text{MB}}(\mathbf{r}', t) \cdot d\mathbf{r}' \right) \quad (6)$$

The current density calculated by Ψ_0 is zero due to the cancellation of the current density from Ψ and that from $\exp \left(-i \sum_{j=1}^N \int_0^{\mathbf{r}_j} \mathbf{A}_{\Psi}^{\text{MB}}(\mathbf{r}', t) \cdot d\mathbf{r}' \right)$. Con-

versely, Ψ is expressed using Ψ_0 as

$$\Psi(\mathbf{x}_1, \dots, \mathbf{x}_N, t) = \exp \left(i \sum_{j=1}^N \int_0^{\mathbf{r}_j} \mathbf{A}_{\Psi}^{\text{MB}}(\mathbf{r}', t) \cdot d\mathbf{r}' \right) \Psi_0(\mathbf{x}_1, \dots, \mathbf{x}_N, t) \quad (7)$$

where the electric current generation is entirely attributed to the factor, $\exp(i \sum_j \int_0^{\mathbf{r}_j} \mathbf{A}_{\Psi}^{\text{MB}}(\mathbf{r}', t) \cdot d\mathbf{r}')$.

The velocity field \mathbf{v} for the electrons is calculated using Ψ with including the electromagnetic vector potential \mathbf{A} as

$$\mathbf{v} = \frac{e}{m_e} \mathbf{A} + \frac{\hbar}{m_e} \mathbf{A}_{\Psi}^{\text{MB}} \quad (8)$$

where $-e$ is the electron charge and m_e is the electron free mass. Up to this point, no approximation is made.

Now, we introduce angular variable χ with period 2π and assume that it is related to $\mathbf{A}_{\Psi}^{\text{MB}}$ in the following manner

$$\chi(\mathbf{r}, t) = -2 \int_0^{\mathbf{r}} \mathbf{A}_{\Psi}^{\text{MB}}(\mathbf{r}', t) \cdot d\mathbf{r}' \quad (9)$$

The reason for the introduction of this χ will be explained, later (see also Appendix A around Eq. (A.9)).

Then, Ψ is expressed as

$$\Psi(\mathbf{x}_1, \dots, \mathbf{x}_N, t) = \exp \left(-\frac{i}{2} \sum_{j=1}^N \chi(\mathbf{r}_j, t) \right) \Psi_0(\mathbf{x}_1, \dots, \mathbf{x}_N, t) \quad (10)$$

and \mathbf{v} as

$$\mathbf{v} = \frac{e}{m_e} \left(\mathbf{A} - \frac{\hbar}{2e} \nabla \chi \right) \quad (11)$$

Next, we consider the sum, $\mathbf{A} - \frac{\hbar}{2e} \nabla \chi$, in \mathbf{v} in Eq. (11). It is gauge invariant due to the fact that the gauge ambiguity of \mathbf{A} is compensated by the ambiguity of $\nabla \chi$; in other words, the value of $\mathbf{A} - \frac{\hbar}{2e} \nabla \chi$ is the same irrespective of the choice made for \mathbf{A} since during the evaluation process of $\nabla \chi$, this freedom is compensated to give the same value for $\mathbf{A} - \frac{\hbar}{2e} \nabla \chi$ (this point may be found in the calculations performed in [28]).

It also implies that the time-component partner of $\mathbf{A} - \frac{\hbar}{2e} \nabla \chi$ (this is the space-component), $\varphi + \frac{\hbar}{2e} \partial_t \chi$, is also gauge invariant. Note that the electromagnetic four-vector gauge potential (\mathbf{A}, φ) corresponds to $(\mathbf{A} - \frac{\hbar}{2e} \nabla \chi, \varphi + \frac{\hbar}{2e} \partial_t \chi)$ in the present case. Taking into account the fact that the chemical potential μ

appears in a similar manner as the scalar potential φ in the electron Hamiltonian, and also the fact that the chemical potential is gauge invariant, we obtain the following relation

$$\mu = e \left(\varphi + \frac{\hbar}{2e} \partial_t \chi \right) \quad (12)$$

This is the chemical potential we use in this work (this relation is also obtained in Appendix from a different reasoning). A similar relation is obtained by Anderson for the case of superfluid helium [29].

Let us calculate the force acting on electrons

$$\begin{aligned} m_e \frac{d\mathbf{v}}{dt} &= m_e \left[\partial_t \mathbf{v} + \frac{1}{2} \nabla v^2 - \mathbf{v} \times (\nabla \times \mathbf{v}) \right] \\ &= e \partial_t \mathbf{A} - \frac{\hbar}{2} \partial_t (\nabla \chi) + \frac{m_e}{2} \nabla v^2 - e \mathbf{v} \times \mathbf{B} + \frac{\hbar}{2} \mathbf{v} \times \nabla \times (\nabla \chi) \\ &= -e \mathbf{E} - \nabla \mu + \frac{m_e}{2} \nabla v^2 - e \mathbf{v} \times \mathbf{B} \\ &\quad + \frac{\hbar}{2} \mathbf{v} \times \nabla \times (\nabla \chi) + \frac{\hbar}{2} (\nabla \partial_t - \partial_t \nabla) \chi \end{aligned} \quad (13)$$

where the following relations, $\mathbf{B} = \nabla \times \mathbf{A}$, $\mathbf{E} = -\partial_t \mathbf{A} - \nabla \varphi$ and Eq. (12), are used. The forces in Eq. (13) include the standard Lorenz force $-e\mathbf{E} - e\mathbf{v} \times \mathbf{B}$, and additional forces. The important one in this work is the gradient of the chemical potential force, $-\nabla \mu$.

In superconductors, \mathbf{v} in Eq. (11) can be nonzero, and stable. Then, the current density is given by

$$\mathbf{j} = -en_s \mathbf{v} = -\frac{e^2 n_s}{m_e} \left(\mathbf{A} - \frac{\hbar}{2e} \nabla \chi \right) \quad (14)$$

where n_s is the number density of electrons that flow with \mathbf{v} . We can identify n_s to ρ_χ in Appendix A.

Since \mathbf{v} is gauge invariant, we may choose \mathbf{A} in the gauge $\nabla \cdot \mathbf{A} = 0$. Then, the conservation of the charge for the stationary case yields

$$\nabla^2 \chi = 0 \quad (15)$$

where the spatial dependence of the electron number density n_s is neglected for simplicity. The solutions to the above equation are characterized by an integer called the ‘winding number’,

$$w[\chi]_C = \frac{1}{2\pi} \oint_C \nabla \chi \cdot d\mathbf{r} \quad (16)$$

where C is a loop in the space. If this number is non-zero, a persistent loop current flows. If a collection of such loop currents is stable, a macroscopic persistent current, ‘supercurrent’ will be realized. This supercurrent yields the

flux quantization in the unit of $\frac{h}{2e}$ as observed in superconductors. The reason for the introduction of χ in Eq. (9) is to reproduce this experimental result in the present work. However, more physical explanation can be given based on the following two constraints on the solution of the Schrödinger equation: 1) the conservation of local charge; 2) the single-valuedness of the wave function as a function of the coordinates. The spinor property of electrons causes sign-change of the spin-function when spin is twisted one around for the excursion along the loop; then, in order to fulfill the above constraint 2), χ appears on the coordinate function to compensate the spin function sign change. The fact that it also needs to fulfill the constraint 1), gives the enough information to determine $\nabla\chi$. This point has been explained our previous works [17, 28].

3. Differentiation of normal and superconducting metals.

Before the advent of high transition temperature cuprate superconductors [30], it was believed the BCS theory had solved all major problems of superconductivity [21]. In this theory, the superconducting state is explained as the state stabilized by electron-pair formation; the temperature where the electron pair is formed corresponds to the superconducting transition temperature. Thus, the energy gap formed by the electron-pair formation was considered as the theoretical hallmark of superconductors, and methods to accurately obtain the energy gap formation temperature have been developed.

However, the elucidation of the mechanism of superconductivity in the cuprates has not been successful based on the BCS theory. A theory indicates that the superconducting transition temperature corresponds to the stabilization temperature of nano-sized loop currents [31] and a simulation based on the spin-vortex-induced loop current model has yielded the result that supports this claim [32]. Besides, revisiting of experimental facts of superconductivity has found several problems in the standard theory based on the BCS one:

1. The standard theory relies on the use of particle number non-conserving formalism to explain the $U(1)$ gauge symmetry breaking although superconductivity occurs in an isolated system where the particle-number is conserved [33].
2. The superconducting carrier mass obtained by the London moment experiment is the free electron mass m_e , although the standard theory prediction is the effective mass m^* of the normal state [34]. The London moment is a phenomenon associated with the rotating superconductor. A magnetic field is generated inside, and this magnetic field is called the ‘London magnetic field’ and the magnetic moment associated by it is the ‘London moment’, which has been observed experimentally.
3. The correct centripetal force in the London moment experiment cannot be obtained by the standard theory [34, 35].
4. The reversible superconducting-normal phase transition in a magnetic field cannot be explained by the standard theory [36].

5. The dissipative quantum phase transition in a Josephson junction system predicted by the standard theory is absent [25].
6. The so-called ‘quasiparticle poisoning problem’ indicates the existence a large amount of excited single electrons in Josephson junction systems for qubits, obtaining the observed ratio of their number to the Cooper pair number $10^{-9} \sim 10^{-5}$ in disagreement with the standard theory ratio 10^{-52} [26, 27].

The existence of the above problems indicate the need for serious revisions of the superconductivity theory. A theory that encompasses the BCS theory has been developed by the present author using the Berry connection from many-electron wave functions [16, 17] (A brief explanation of the relation between the new theory and the BCS one is given in Appendix). It resolves the above problems. In the following, we explain how normal and superconducting metals are differentiated by the new theory.

First, we consider a general case where the Berry connection from many-body wave functions is composed of contributions from a set of states $\{\Psi_j\}$ whose occupation probability is given by the Boltzmann distribution,

$$\mathbf{A}^{\text{MB}} = \sum_j p_j \mathbf{A}_{\Psi_j}^{\text{MB}}, \quad p_j = \frac{e^{-\frac{E_j}{k_B T}}}{\sum_i e^{-\frac{E_i}{k_B T}}} \quad (17)$$

where $\mathbf{A}_{\Psi_j}^{\text{MB}}$ is the Berry connection from many-body wave functions for the wave function Ψ_j [11, 37], and k_B is Planck’s constant. We rewrite \mathbf{A}^{MB} as

$$\mathbf{A}^{\text{MB}} = -\frac{1}{2} \nabla \chi \quad (18)$$

Here, we do not assume χ to be an angular variable with period 2π as in superconductors since it may be an average of $\mathbf{A}_{\Psi_j}^{\text{MB}}$ from many Ψ_j ’s. However, it may be an angular variable with period 2π when only one Ψ_j is involved, that may be superconducting. Anyway, we express \mathbf{v} in the form given in Eq. (11), and μ in Eq. (12).

The supercurrent in Eq. (14) explains a number of characteristics observed in superconductors as follows:

1. Persistent current:
Can be explained as due to the presence of χ with stable non-zero $w[\chi]_C$ [37].
2. Meissner effect:
If $\nabla \times$ is operated on the both sides of Eq. (14), $\nabla^2 \mathbf{B} = \frac{e^2 n}{m_e} \mathbf{B}$ is obtained. This is the equation obtained by London for explaining the Meissner effect.
3. Flux quantization:
If we take a loop C in Eq. (16) along a path inside a ring-shaped superconductor where $\mathbf{B} = \mathbf{j} = 0$, we obtain $\oint_C \mathbf{A} \cdot d\mathbf{r} = \frac{h}{2e} w[\chi]_C$. This explains the observed flux quantization.

4. London moment:

Consider a rotating superconductor with an angular velocity $\boldsymbol{\omega}$. The velocity field inside the superconductor is $\mathbf{v} = \boldsymbol{\omega} \times \mathbf{r}$. Substitute \mathbf{v} in Eq. (11) to this, and operate $\nabla \times$ on the both sides of it, the relation $2\boldsymbol{\omega} = \frac{e}{m_e} \mathbf{B}$ is obtained. This indicates that the magnetic field $\mathbf{B} = \frac{2m_e}{e} \boldsymbol{\omega}$ is created inside the superconductor, which has been observed, experimentally.

The normal conductor is the one without non-trivial χ that satisfies Eq. (15). In this case, the gauge ambiguity of \mathbf{A} in Eq. (14) is not absorbed by χ . If \mathbf{j} is calculated as an average value over different \mathbf{A} , it will result in zero.

4. Energy flow for a metallic wire connected to a battery.

We will investigate the Planckian dissipation, later. Before that, let us consider an old dissipation phenomenon, the Joule heating by electric current in a metallic wire connected to an electrical battery, with including the Berry connection from many-body wave functions.

The dissipation is believed to arise from the thermal fluctuation of the electric field. We use the following Langevin equation [38, 39] to take into account of the fluctuation

$$m_e \frac{d\mathbf{v}}{dt} = -\frac{m_e}{\tau} \mathbf{v} + \boldsymbol{\eta} \quad (19)$$

where τ is the relaxation time. The thermal average of the noise $\boldsymbol{\eta} = (\eta_1, \eta_2, \eta_3)$ satisfies the following relations,

$$\langle \eta_i(t) \rangle = 0, \quad \langle \eta_i(t) \eta_j(t') \rangle = \frac{2m_e k_B T}{\tau} \delta_{ij} \delta(t - t') \quad (20)$$

where $k_B T$ arises from the assumption that the thermal average of velocity $\mathbf{v} = (v_1, v_2, v_3)$ satisfies

$$\frac{1}{2} m \langle v_i^2(t) \rangle = \frac{1}{2} k_B T \quad (21)$$

according to the Maxwell velocity distribution. The noise arising from the fluctuating electric field is the cause of the dissipation.

The Langevin equation in Eq. (19) with an additional force \mathbf{F} on the right-hand-side has the following solution

$$\langle \mathbf{v}(t) \rangle = \frac{\tau}{m} \mathbf{F} (1 - e^{-\frac{t}{\tau}}) + \langle \mathbf{v}(0) \rangle e^{-\frac{t}{\tau}} \quad (22)$$

which yields the following final velocity

$$\langle \mathbf{v}(\infty) \rangle = \frac{\tau}{m} \mathbf{F} \quad (23)$$

The situation relevant to the Ohm's law is the one with the above stationary current, and we identify it to the drift velocity

$$\mathbf{v}_d = \frac{\tau}{m} \mathbf{F} \quad (24)$$

When the stationary drift velocity is established, the velocity fluctuation occurs around \mathbf{v}_d ; this situation may be described by modifying Eq. (19) as

$$m_e \frac{d(\mathbf{v} - \mathbf{v}_d)}{dt} = -\frac{m_e}{\tau}(\mathbf{v} - \mathbf{v}_d) + \boldsymbol{\eta}', \quad \boldsymbol{\eta}' = \boldsymbol{\eta} + \mathbf{F} \quad (25)$$

with

$$\langle \eta'_i(t) \rangle_{\mathbf{F}} = 0, \quad \langle \eta'_i(t) \eta'_j(t') \rangle_{\mathbf{F}} = \frac{2m_e k_B T}{\tau} \delta_{ij} \delta(t - t') \quad (26)$$

where $\langle \dots \rangle_{\mathbf{F}}$ indicates the thermal average in the presence of \mathbf{F} . Here, we assume that the effect of the presence of \mathbf{F} on τ is negligible, and the same τ in Eq. (19) can be used in Eq. (25). The center of the noise is shifted, and the noise from it is denoted by $\boldsymbol{\eta}'$.

From Eqs. (25) and (26), the following relation is obtained

$$\langle \boldsymbol{\eta} \rangle_{\mathbf{F}} = -\mathbf{F} \quad (27)$$

The above is the relation between the shift of the fluctuation force and the applied force. Since the noise arises from the fluctuating electric field, we denote the shift as the induced electric field given by

$$\mathbf{E}_{\text{ind}} = \frac{1}{-e} \langle \boldsymbol{\eta} \rangle_{\mathbf{F}} \quad (28)$$

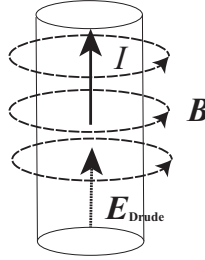


Figure 1: A part of a metallic wire connected to a battery. The effect of the battery connection is the appearance of an electric field $\mathbf{E}_{\text{Drude}}$ in the Drude model; this gives rise to the force that accelerates conduction electrons. The electric current I flows in the same direction as $\mathbf{E}_{\text{Drude}}$ in the wire, generating a circumferential magnetic field \mathbf{B} around the wire. The Poynting vector $\mathbf{E}_{\text{Drude}} \times \mathbf{B}/\mu_0$ points radially inwards to the wire. Thus, radiation enters into the wire. The radiation energy entered is consumed as the Joule heat $\mathbf{j} \cdot \mathbf{E}_{\text{Drude}}$ in the wire.

Now we consider the Joule heating by the Drude model (see Fig. 1). In the textbook explanation based on the Drude theory, the electric current is obtained using Eq. (24) with $\mathbf{F} = -e\mathbf{E}_{\text{Drude}}$. The induced field in Eq. (28) is

not taken into account, thus, the electric field is $\mathbf{E}_{\text{Drude}}$. Then, the Poynting vector $\mathbf{E}_{\text{Drude}} \times \mathbf{H}$ points radially inwards to the wire, supplying energy for the Joule heat $\mathbf{E}_{\text{Drude}} \cdot \mathbf{j} = \sigma^{-1} \mathbf{j}^2$ [4]. This is strange since it is sensible to consider the energy is supplied by the battery by the current through the wire.

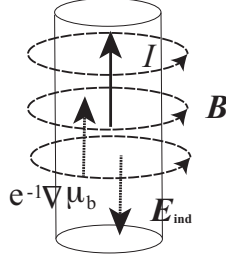


Figure 2: The same as in Fig. 1 but the battery connection gives rise to the chemical potential gradient $-\nabla\mu_b$ inside the wire. An electric field \mathbf{E}_{ind} is generated to counteract the force from the gradient of $-\nabla\mu_b$; due to the balance of the two forces, the electrons perform stationary translational motion with the velocity \mathbf{v}_d . The Poynting vector $\mathbf{E}_{\text{ind}} \times \mathbf{B}/\mu_0$ points radially outwards from the wire, thus, radiation is emitted. The radiation energy emitted is equal to the Joule heat $\mathbf{j} \cdot \mathbf{E}_{\text{ind}}$, which is the work done by the battery.

Let us now assume that the voltage V actually arises from the chemical potential difference realized by some chemical processes inside the battery. Then, the voltage V is given by

$$V = -e^{-1} \int_{\mathbf{r}_1}^{\mathbf{r}_2} \nabla\mu_b \cdot d\mathbf{r} = -e^{-1}(\mu_b(\mathbf{r}_2) - \mu_b(\mathbf{r}_1)) \quad (29)$$

where μ_b is the chemical potential whose origin is the battery, and \mathbf{r}_1 and \mathbf{r}_2 are points where the battery is connected.

We consider that the situation given by the Langevin equation in Eq. (25) is relevant, rather than the one described by the Langevin equation in Eq. (19). By taking $\mathbf{F} = -\nabla\mu_b$, and using the relations in Eqs. (24), (27), and (28), the following relations are obtained,

$$\mathbf{j} = e^{-1} \sigma \nabla, \quad \mathbf{E}_{\text{ind}} = -e^{-1} \nabla\mu_b \quad (30)$$

The direction of \mathbf{E}_{ind} is opposite to the current direction (see Fig. 2); thus, the direction of the Poynting vector $\mathbf{E}_{\text{ind}} \times \mathbf{B}/\mu_0$ points radially outwards from the wire.

If we follow the typical textbook calculation of the Poynting theorem energy flow for the above situation, it goes as follows: Let us assume the part of the wire depicted is a cylindrical shape with circular cross sectional area of radius r and length ℓ . Then, a magnetic field with the magnitude $H = \frac{I}{2\pi r}$ exists at the surface of the wire. The magnitude of the Poynting vector $\mathbf{E}_{\text{ind}} \times \mathbf{H}$ is $\frac{I E_{\text{ind}}}{2\pi r}$. By integrating it over the side surface of the cylinder, the total energy flow is

obtained as

$$\int_{\mathcal{S}} d\mathbf{S} \cdot (\mathbf{E}_{\text{ind}} \times \mathbf{H}) = IE_{\text{ind}}\ell \quad (31)$$

where \mathcal{S} is the surface of the cylinder; the Poynting vector goes out only through the side surface of the cylinder with area $2\pi r$. Since \mathbf{E}_{ind} points in the opposite direction to \mathbf{j} , we have

$$\int_{\mathcal{V}} d^3r \mathbf{j} \cdot \mathbf{E}_{\text{ind}} = - \int_{\mathcal{V}} d^3r jE_{\text{ind}} = -IE_{\text{ind}}\ell \quad (32)$$

where \mathcal{V} is the volume of the cylinder, and relation $I = j\pi r^2$ is used. Then, the relation in Eq. (3) is satisfied since the electromagnetic field energy in the wire is constant in the stationary situation. The term with $\mathbf{j} \cdot \mathbf{E}_{\text{ind}}$ has the minus sign, indicating that it is the work done by the battery. Thus, the Poynting theorem now states that the energy for the emitted radiation is supplied by the battery through the wire. This is a sensible result. This emitted radiation is the Joule heat; when it is absorbed by some materials it will cause heating.

Actually, the Drude model description for the energy flow is relevant for the optical conductivity case. In this case the electric field is applied from outside of the sample as radiation, and the relation in Eq. (4) is valid. The absorption of the radiation occurs in the sample, which can be calculated usually using the Fermi's golden rule formalism of quantum mechanics; this will correspond to the radiation energy consumption.

The conductivity by the battery connection is, in a sense, the reverse process of the optical conductivity case. Collisions among the conduction electrons and those between the ion cores and the electrons generate quantum mechanical excited states that correspond to the excited state created by the absorption of the radiation in the optical conductivity case. The relaxation of the excited states cause emission of radiation in the battery connected case, which corresponds to the reverse process of the excitation by the applied radiation for the optical conductivity case. The generation of the induced field \mathbf{E}_{ind} and resulting emission of radiations by the Poynting vector may be considered as classical approximations for processes that occur quantum mechanically described above.

The differences between metals and semiconductors cannot be described by the present method. It requires microscopic quantum mechanical calculations, which can differentiate electronic excitations in metals and semiconductors.

5. Energy flow during discharging of a capacitor

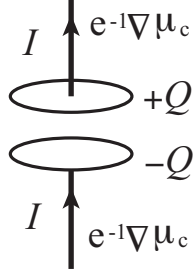


Figure 3: A capacitor of capacitance C with charge Q stored and a wire with resistance R that shunts the capacitor. During discharging Q decreases as $Q(t) = Q_0 e^{-\frac{1}{RC}t}$, where Q_0 is the initial charge at $t = 0$. The electric current $I = \frac{dQ}{dt}$ flows after $t = 0$. We assume the balance of the voltage given in Eq. (33) is maintained in the quasi-stationary current situation. The electric field energy originally stored between the electrodes is $\frac{Q_0^2}{2C}$, which is emitted as the radiation from the wire.

Let us consider the discharging of a capacitor. In the beginning, the charges $+Q_0$ and $-Q_0$ are on each electrodes of the capacitor, respectively (see Fig. 3), and the chemical potential difference Q_0/C exists across the electrodes, where C is the capacitance of the capacitor. This chemical potential difference is due to the difference of the electron number density on each electrode; note that the electron number density depends on the chemical potential. We may consider that this situation is realized first by connecting the capacitor to a battery of the voltage Q_0/C , and then, by disconnecting the battery after the charging that establishes the voltage balance between the battery and the capacitor.

The energy stored as the energy of the electric field \mathbf{E} between the electrodes. The balance of the voltage between the chemical potential difference between the two electrodes and the electromagnetic field \mathbf{E} in the space between the electrodes is given by

$$V = - \int_1^2 \mathbf{E} \cdot d\boldsymbol{\ell} = \frac{1}{-e} \int_1^2 \nabla \mu_c \cdot d\boldsymbol{\ell} \quad (33)$$

where ‘1’ and ‘2’ indicate points in the electrodes; the subscript c in the chemical potential indicates that it is the capacitor origin.

Now, we shunt the capacitor by the connection of a resistive wire. We assume a quasi-stationary current flows. It flows due to the chemical potential difference between the electrodes. The capacitor acts as the battery that produces the gradient of the chemical potential $\nabla \mu_c$. The decrease of the electric field \mathbf{E} occurs due to the decrease of the charge stored on the capacitor, and the electric field energy stored is reduced. A typical textbook explanation is as follows: The variation of \mathbf{E} generates a magnetic field \mathbf{B} by the displacement current, and the Poynting vector $\mathbf{E} \times \mathbf{H}$ directing radially outwards from the capacitor is

generated. The reduction of the electric field energy occurs due to the outward radiation from the space between the electrodes.

On the other hand, the present explanation is as follows: \mathbf{A} and φ are fundamental physical quantities instead of \mathbf{E} and \mathbf{B} ; then, \mathbf{E} and \mathbf{B} are two disguises of \mathbf{A} and φ . If we adopt the gauge $\nabla \cdot \mathbf{A} = 0$, the vector potential is given as follows [40]

$$\mathbf{A}(\mathbf{r}, t) = \frac{\mu_0}{4\pi} \int d^3r' \frac{\mathbf{j}(\mathbf{r}', t - |\mathbf{r} - \mathbf{r}'|/c)}{|\mathbf{r} - \mathbf{r}'|} \quad (34)$$

This indicates that only the true current \mathbf{j} generates \mathbf{A} ; thus, the generation of \mathbf{B} by the displacement current does not occur. The energy flow occurs through the wire by the current generated by the chemical potential gradient generated by the capacitor that acts as a battery. Applying Eq. (32) for the wire in Fig. 3 with neglecting the effect of bending of the wire, the rate of the work done by the capacitor is calculated as

$$\int_{\mathcal{V}} d^3r \mathbf{j} \cdot \mathbf{E} = I(t)V(t) \quad (35)$$

where $V(t)$ is the voltage on the capacitor, $I(t)$ is the current flowing in the wire, and now \mathcal{V} is the volume of the shunt wire. The total work done by the capacitor is obtained by integrating Eq. (35) in the time interval $0 \leq t \leq \infty$ as

$$\int_0^\infty I(t)V(t)dt = \int_0^\infty \frac{dQ(t)}{dt} \frac{Q(t)}{C} dt = -\frac{Q_0^2}{C} \quad (36)$$

where $Q(t) = Q_0 e^{-\frac{1}{RC}t}$ is used. The total work capacitor done is equal to the energy stored originally as the electric field. As shown in Eq. (31), this energy is equal to the energy irradiated from the wire as the Joule heat.

6. Josephson junction

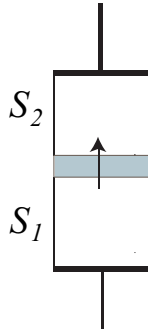


Figure 4: Josephson junction composed of two superconducting electrodes (S_1 and S_2) and an insulator (gray region) between them. This structure inherently has a capacitor contribution due to the presence of two electrodes facing each other with the insulator between them.

Now we consider the supercurrent flow through the Josephson junction. The Josephson junction is schematically depicted in Fig. 4. The current through it is given by

$$I = I_c \sin \phi \quad (37)$$

where I_c is the critical current of the junction and ϕ is the superconducting phase difference between the two superconductors [23]. When a finite voltage exists across the Josephson junction, the time variation of ϕ given by

$$\frac{d\phi}{dt} = \frac{2eV}{\hbar} \quad (38)$$

occurs, where V is the voltage across the junction. This formula has been confirmed, experimentally [41]. It was first obtained by Josephson [22], and also derived by Feynman in his textbook [23]. By assuming the Cooper-pair tunneling, ϕ is given by

$$\phi = \frac{2e}{\hbar} \int_1^2 \left(\mathbf{A} - \frac{\hbar}{2e} \nabla \chi \right) \cdot d\mathbf{r} \quad (39)$$

where ‘1’ and ‘2’ are points in the two superconductors S_1 and S_2 of the junction, respectively. Note that $(\mathbf{A} - \frac{\hbar}{2e} \nabla \chi)$ is gauge invariant, and $2e$ in the factor $\frac{2e}{\hbar}$ is the Cooper-pair charge.

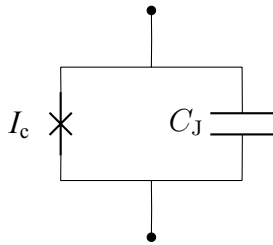


Figure 5: A Josephson junction composed of a capacitor with capacitance C_J and an electron transfer part with critical current I_c .

Note that a Josephson junction is composed of an electron transfer contribution and a capacitor contribution as depicted with circuit elements in Fig. 5. The capacitor contribution arises from the structure of two facing electrodes as seen in Fig. 4. The tunneling electron goes through the transfer part with experiencing the electric field between the superconducting electrodes giving rise to the capacitor contribution. This capacitor contribution is lacking in the Josephson’s and textbook derivations [22, 23].

Let us calculate the time derivative of Eq. (39) with including the capacitor contribution. The result is

$$\frac{d\phi}{dt} = \frac{2e}{\hbar} \int_1^2 \left(\partial_t \mathbf{A} - \frac{\hbar}{2e} \nabla \partial_t \chi \right) \cdot d\mathbf{r}$$

$$= \frac{2e}{\hbar} \int_1^2 (-\mathbf{E} - e^{-1}\nabla\mu) \cdot d\mathbf{r} \quad (40)$$

where μ in Eq. (12) and $\mathbf{E} = -\nabla\varphi - \partial_t\mathbf{A}$ are used. The voltage balance between the gradient of the chemical potential part and the electric field part gives rise to the relation in Eq. (33). Then, we have $\frac{d\phi}{dt} = \frac{4eV}{\hbar}$, which disagrees with Eq. (38). This discrepancy is resolved if we consider that the electron transfer occurs singly, not pair-wise. This indicates that the factor $\frac{2e}{\hbar}$ in Eq. (39) is actually $\frac{e}{\hbar}$. This situation was considered by the present author, previously [42].

Since the pairing stabilization exists in superconductors, there are situations where subsequent single electron transfers observed as the pair-wise transfers. Thus, this result does not contradict experiment. It is noteworthy that it explains the so-called ‘quasiparticle poisoning problem’: In quantum electronic circuits with Josephson junctions, a large amount of excited single electrons in Josephson junctions is observed, with the observed ratio of their number to the Cooper pair number $10^{-9} \sim 10^{-5}$ in disagreement with the standard theory ratio 10^{-52} [26, 27]; this may be the consequence of abundant single-electron transfer.

7. Planckian dissipation

We consider another superconductivity related problem. It is so-called, the ‘Planckian dissipation’ problem. The dissipations with the relaxation time of the Planckian time, $\tau_{\hbar} = \frac{\hbar}{k_B T}$, order have been observed in anomalous metals [18, 19, 20], including the high transition temperature cuprate superconductors. It is believed that the elucidation of it is the key to understand the cuprate superconductivity. We examine this problem with the fluctuation of the gradient of the chemical potential force.

First, we consider the fluctuation of $-e\nabla\varphi$ term arising from $-\nabla\mu$, where μ is given in Eq. (12). We assume that the fluctuation from $-e\nabla\varphi$ can be mimicked by the force from an electric field $e\mathbf{E}$. We consider the motion of electrons in the x direction. Then, we have

$$\tau = \frac{2m_e k_B T}{e^2 \langle E_x(t) E_x(t') \rangle} \delta(t - t') \approx \frac{2m_e k_B T}{e^2 \langle E_x(t) E_x(t) \rangle} \frac{1}{\tau_E} \quad (41)$$

where E_x is the x component of the fluctuating electric field; the effect of the delta function is replaced by a temperature independent constant τ_E with the dimension of time.

We may express the electric field $E_x(t)$ using the creation and annihilation operators for the photon with energy $\hbar\omega_n$, $\hat{a}_{k_n}^\dagger$ and \hat{a}_{k_n} , respectively:

$$E_x(t) = i \sum_n \sqrt{\frac{\hbar\omega_n}{2\epsilon_0 L_x L_y L_z}} \left(\hat{a}_{k_n} e^{-i(\omega_n t - k_n x)} - \hat{a}_{k_n}^\dagger e^{i(\omega_n t - k_n x)} \right) \quad (42)$$

$L_x L_y L_z$ is the volume of a rectangular cuboid with length L_x in the x direction, width L_y in the y direction, and height L_z in the z direction; the wave number k_n is given by $k_n = \frac{2\pi}{L_x} n$, (n is an integer), and ω_n by $\omega_n = c|k_n|$.

Then, $\langle E_x(t)E_x(t) \rangle$ is estimated as

$$\begin{aligned} \langle E_x(t)E_x(t) \rangle &= \sum_n \frac{\hbar\omega_n}{2\epsilon_0 L_x L_y L_z} \langle 2\hat{a}_{k_n}^\dagger \hat{a}_{k_n} + 1 \rangle \\ &\approx \frac{1}{\pi\epsilon_0 L_y L_z} \int_0^\infty dk \hbar ck e^{-\frac{\hbar ck}{k_B T}} \\ &= \frac{\hbar c}{\pi\epsilon_0 L_y L_z} \left(\frac{k_B T}{\hbar c} \right)^2 \end{aligned} \quad (43)$$

where the sum \sum_n is replaced by $\frac{L_x}{2\pi} \int dk$ and the approximation $\langle 2\hat{a}_{k_n}^\dagger \hat{a}_{k_n} + 1 \rangle \approx 2e^{-\frac{\hbar c|k_n|}{k_B T}}$ is used, where $e^{-\frac{\hbar c|k_n|}{k_B T}}$ is the Boltzmann factor. Then, τ is given by

$$\tau \approx \frac{m_e L_y L_z}{2\alpha \hbar \tau_E} \frac{\hbar}{k_B T} \quad (44)$$

where $\alpha \approx \frac{1}{137}$ is the fine structure constant. There are unknown parameters, L_y , L_z and τ_E , but τ exhibits the dependence on $\frac{\hbar}{k_B T}$, a signature of the Planckian dissipation. Due to the presence of α^{-1} , however, the above estimate is too large to explain the observed $\tau \sim \frac{\hbar}{k_B T}$ relation if unknown parameters are in the order of 1 in the atomic units.

Let us now estimate τ using the fluctuation of $-\frac{\hbar}{2}\partial_t(\nabla\chi)$ from $-\nabla\mu$, the ‘gauge fluctuation’; we assume it is associated with the fluctuation of the winding number in Eq. (16). First, we write τ as

$$\tau = \frac{2m_e k_B T}{\frac{\hbar^2}{4} \langle \partial_t \partial_x \chi(t) \partial_t \partial_x \chi(t') \rangle} \delta(t-t') \approx \frac{2m_e k_B T}{\frac{\hbar^2}{4} \langle \partial_t \partial_x \chi(t) \partial_t \partial_x \chi(t) \rangle} \frac{1}{\tau_\chi} \quad (45)$$

where the effect of the delta function is replaced by a temperature independent constant τ_E with the dimension of time.

We also perform the following approximation

$$\partial_t \partial_x \chi(t) \approx \frac{\partial_x \chi(t + \tau_\chi) - \partial_x \chi(t)}{\tau_\chi} \approx \frac{\partial_x \chi(t + \tau_\chi)}{\tau_\chi}, \text{ or } \frac{-\partial_x \chi(t)}{\tau_\chi} \quad (46)$$

This approximation is based on the assumption that the abrupt change of $\partial_x \chi$ occurs in an average interval of τ_χ , and the abrupt change is due to the creation or annihilation of the vortices of $\nabla\chi$ that is approximated as $\partial_x \chi = 0$ in the before or in the after. We assume such abrupt change occurs as the consequence of the fluctuation of the winding number in Eq. (16).

Using the above approximation and assuming that the vortices exit in the xy plane, we have

$$\langle \partial_t \partial_x \chi(t) \partial_t \partial_x \chi(t) \rangle \approx \frac{1}{\tau_\chi^2} \langle \partial_x \chi(t) \partial_x \chi(t) \rangle \approx \frac{1}{2\tau_\chi^2} \langle (\nabla\chi(t))^2 \rangle \quad (47)$$

Next, we use the following approximation for the thermal average,

$$\frac{\hbar^2}{8m_e} \langle (\nabla\chi(t))^2 \rangle \approx 2 \frac{1}{\Delta E_\chi} \int_0^\infty dE_\chi E_\chi e^{-\frac{E_\chi}{k_B T}} = \frac{2}{\Delta E_\chi} (k_B T)^2 \quad (48)$$

where $E_\chi = \frac{\hbar^2}{8m_e} (\nabla\chi(t))^2$ is used for the energy for the vortex of χ ; it is the kinetic energy of mass m_e and the velocity $\frac{\hbar}{2m_e} \nabla\chi$ given in Eq. (11) with neglecting \mathbf{A} . ΔE_χ is the typical energy fluctuation caused by the gauge fluctuation; and factor 2 takes into account the degeneracy due to the state with $\nabla\chi$ and that with $-\nabla\chi$.

Overall, τ is given by

$$\tau \approx \frac{\tau_\chi \Delta E_\chi}{k_B T} \approx \frac{\hbar}{k_B T} \quad (49)$$

where $\tau_\chi \Delta E_\chi \approx \hbar$ is used in the last equality. This explains the Planckian time-scale.

The above Planckian time behavior was observed in the cuprate superconductor $\text{Bi}_2\text{Sr}_2\text{CuO}_{6+\delta}$ from the superconducting transition temperature $T_c \approx 7$ up to 700 K [43]. The superconductivity in the cuprate occurs in the CuO_2 plane [44, 45]; and an estimate of the transition temperature indicates it corresponds to the stabilization of nanometer-sized loop currents in that plane [31]. The BKT transition type superconducting transition temperature behavior in the cuprate also indicates it is related to the stabilization of loop currents [46]. A computer simulation for a model for loop currents in the cuprate exhibits that the superconducting transition temperature corresponds to the temperature where the fluctuation of $-\frac{\hbar}{2} \partial_t (\nabla\chi)$ is suppressed [32]. Taking into account of all the results, it is sensible to consider that the Planckian time behavior of the relaxation time in the cuprate superconductivity is related to the superconducting mechanism of it, and the supercurrent is generated as a collection of stable loop currents of the nanometer size in the CuO_2 plane.

8. Concluding remarks

In textbooks, the Ohm's law is explained by assuming that the effect of the battery connection is to generate electric field inside the metallic wire. During the development of the Drude theory, the force from the gradient of chemical potential was not known; thus, the forces used were the electric field force and the friction force. By considering the balance of them, the conductivity was obtained. Since the friction force causes the energy dissipation, the Joule heat was attributed to it. However, this theory is known to give an odd energy flow when the Poynting theorem is used [4, 5]. We have rectified this oddness by including the gradient of the chemical potential force. Note that the Drude theory is applicable for the optical conductivity case, where the radiation enters from outside, and absorbed by the wire.

The chemical potential employed in this work is not the thermodynamical origin, in contrast to the one introduced by Gibbs [15]. In the electron gas

theory by Sommerfeld [47], the chemical potential appears in the Fermi distribution function. In the more elaborated Boltzmann equation method, the spatial variation of the chemical potential is taken into account, and the chemical potential gradient force appears. However it starts from the free electron model, thus, cannot be applied to highly correlated electron systems. On the other hand, the present method starts from the many-body wave function, thus, the many-body effect is included from the beginning. This point is crucial to explain the Planckian dissipation problem.

For the explanation of the Planckian dissipation problem, ‘gauge fluctuation’, the fluctuation of $-\frac{\hbar}{2}\partial_t(\nabla\chi)$, is the key ingredient. If this fluctuation is suppressed ($\mathbf{A} - \frac{\hbar}{2e}\nabla\chi$) becomes gauge invariant; then, \mathbf{v} that explicitly depends on \mathbf{A} is realized. Conversely, we may say that the reason for the gauge invariance in \mathbf{E} and \mathbf{B} in the classical electromagnetic theory is due to the fact that it deals with cases where the ‘gauge fluctuation’ is so large that physical variables are those survive the noise from it; and \mathbf{E} and \mathbf{B} are such variables.

In Maxwell’s equations, \mathbf{A} and φ do not appear, although Maxwell used them to formulate the equations [48]. Feynman stated, ‘If we take away the scaffolding he used to build it, we find that Maxwell’s beautiful edifice stands on its own’ [49]. The present work indicates the need for the revision of this statement: What used to be considered as the scaffolding is actually part of the edifice; the noise from ‘gauge fluctuation’ blurs its appearance, and we have been mistakenly consider the part made of \mathbf{E} and \mathbf{B} exhibits the whole beauty of the edifice. If the noise is cleared, the true beauty of the edifice is revealed. It is made of \mathbf{A} and φ with accompanying the Berry connection.

Appendix A. The relation between the BCS theory and the new theory using the Berry connection

For the convenience of the reader, we succinctly explain the relation between the BCS theory and the new theory. More detailed explanation may be find in Ref. [17, 50].

The BCS superconducting state vector is given by

$$|\text{BCS}(\theta)\rangle = \prod_{\mathbf{k}} \left(u_{\mathbf{k}} + v_{\mathbf{k}} c_{\mathbf{k}\uparrow}^\dagger c_{-\mathbf{k}\downarrow}^\dagger e^{i\theta} \right) |\text{vac}\rangle \quad (\text{A.1})$$

where real parameters $u_{\mathbf{k}}$ and $v_{\mathbf{k}}$ satisfy $u_{\mathbf{k}}^2 + v_{\mathbf{k}}^2 = 1$. It is a linear combination of different particle number states, thus, breaks the global $U(1)$ gauge invariance. The spacial variation of θ (which is absent in Eq. (A.1) but appears later in Eq. (A.8)) is the Nambu-Goldstone mode and the vector potential \mathbf{A} enters the theory by the combination

$$\mathbf{A} + \frac{\hbar}{2e} \nabla\theta \quad (\text{A.2})$$

The BCS theory is systematically described using the following Bogoliubov operators [51] given by

$$\gamma_{\mathbf{k}\uparrow}^{\text{BCS}} = u_{\mathbf{k}} e^{-\frac{i}{2}\theta} c_{\mathbf{k}\uparrow} - v_{\mathbf{k}} e^{\frac{i}{2}\theta} c_{-\mathbf{k}\downarrow}^\dagger$$

$$\gamma_{-\mathbf{k}\downarrow}^{\text{BCS}} = u_k e^{-\frac{i}{2}\theta} c_{-\mathbf{k}\downarrow} + v_k e^{\frac{i}{2}\theta} c_{\mathbf{k}\uparrow}^\dagger \quad (\text{A.3})$$

Using the above operators, the superconducting ground state is defined as the ground state for the Bogoliubov excitations

$$\gamma_{\mathbf{k}\uparrow}^{\text{BCS}} |\text{BCS}\rangle = 0, \quad \gamma_{-\mathbf{k}\downarrow}^{\text{BCS}} |\text{BCS}\rangle = 0 \quad (\text{A.4})$$

The normal metallic state is assumed to be well-described by the free electrons with the effective mass m^* . Then, the electron field operators are given by

$$\hat{\Psi}_\sigma^{\text{norm}}(\mathbf{r}) = \frac{1}{\sqrt{V}} \sum_{\mathbf{k}} e^{i\mathbf{k}\cdot\mathbf{r}} c_{\mathbf{k}\sigma} \quad (\text{A.5})$$

On the other hand, in the superconducting state, the electron field operators are expressed using the the Bogoliubov operators as follows

$$\begin{aligned} \hat{\Psi}_\uparrow^{\text{BCS}}(\mathbf{r}) &= \sum_{\mathbf{k}} e^{\frac{i}{2}\theta} \left[\gamma_{\mathbf{k}\uparrow}^{\text{BCS}} u_{\mathbf{k}}(\mathbf{r}) - (\gamma_{-\mathbf{k}\downarrow}^{\text{BCS}})^\dagger v_{\mathbf{k}}(\mathbf{r}) \right] \\ \hat{\Psi}_\downarrow^{\text{BCS}}(\mathbf{r}) &= \sum_{\mathbf{k}} e^{\frac{i}{2}\theta} \left[\gamma_{\mathbf{k}\downarrow}^{\text{BCS}} u_{\mathbf{k}}(\mathbf{r}) + (\gamma_{-\mathbf{k}\uparrow}^{\text{BCS}})^\dagger v_{\mathbf{k}}(\mathbf{r}) \right] \end{aligned} \quad (\text{A.6})$$

where the following coordinate dependent functions are introduced

$$u_{\mathbf{k}}(\mathbf{r}) = \frac{1}{\sqrt{V}} e^{i\mathbf{k}\cdot\mathbf{r}} u_k, \quad v_{\mathbf{k}}(\mathbf{r}) = \frac{1}{\sqrt{V}} e^{i\mathbf{k}\cdot\mathbf{r}} v_k \quad (\text{A.7})$$

We further allow the coordinate dependent functions that are different from plane waves. We use the label n in place of the wave number \mathbf{k} . Then, the field operators become

$$\begin{aligned} \hat{\Psi}_\uparrow^{\text{BCS}}(\mathbf{r}) &= \sum_n e^{\frac{i}{2}\theta(\mathbf{r})} \left[\gamma_{n\uparrow}^{\text{BCS}} u_n(\mathbf{r}) - (\gamma_{n\downarrow}^{\text{BCS}})^\dagger v_n^*(\mathbf{r}) \right] \\ \hat{\Psi}_\downarrow^{\text{BCS}}(\mathbf{r}) &= \sum_n e^{\frac{i}{2}\theta(\mathbf{r})} \left[\gamma_{n\downarrow}^{\text{BCS}} u_n(\mathbf{r}) + (\gamma_{n\uparrow}^{\text{BCS}})^\dagger v_n^*(\mathbf{r}) \right] \end{aligned} \quad (\text{A.8})$$

where the coordinate dependence of θ is also introduced. This is basically the field operator used for the Bogoliubov-de Gennes formalism [52, 53]. At this point, we may view the superconducting state in the standard theory is the theory that goes beyond the wave function theory of Schrödinger by breaking the global $U(1)$ gauge invariance. The phase factor $e^{\frac{i}{2}\theta(\mathbf{r})}$ plays the important roles as it produces the gauge invariant combination in Eq. (A.2).

Comparing Eqs. (10) and (A.8), we notice that $e^{\frac{i}{2}\theta(\mathbf{r})}$ may describe the phase factor with the Berry connection, and the rest does Ψ_0 . Then, the following correspondence may be possible

$$\theta \rightarrow -\hat{\chi} \quad (\text{A.9})$$

where $\hat{\chi}$ is the operator version of χ . We use the operator for χ , $\hat{\chi}$, here. The reason is that this allows to change the number of electrons participate in the collective mode described by χ (we call it, ‘ χ mode’). This is not possible in the wave mechanical description of quantum mechanics; however, it is possible operator based description of it. The χ mode is the collective mode that produces supercurrent, and its canonical conjugate variable can describe the number of particles participating in it as will be shown below.

Let us examine the quantization of χ and its conjugate variable. In order to find the conjugate variable we use the following Lagrangian

$$\begin{aligned} L &= \langle \Psi | i\hbar \frac{\partial}{\partial t} - H | \Psi \rangle \\ &= \int d^3r \hbar \frac{\dot{\chi}}{2} \rho + i\hbar \langle \Psi_0 | \frac{\partial}{\partial t} | \Psi_0 \rangle - \langle \Psi | H | \Psi \rangle \end{aligned} \quad (\text{A.10})$$

The above indicates that the conjugate field of χ , π_χ , is

$$\pi_\chi = \frac{\delta L}{\delta \dot{\chi}} = \frac{\hbar}{2} \rho \quad (\text{A.11})$$

Then, the canonical quantization condition

$$[\hat{\chi}(\mathbf{r}, t), \hat{\pi}_\chi(\mathbf{r}', t)] = i\hbar \delta(\mathbf{r} - \mathbf{r}') \quad (\text{A.12})$$

yields $[\hat{\chi}(\mathbf{r}, t), \hat{\rho}(\mathbf{r}', t)] = 2i\delta(\mathbf{r} - \mathbf{r}')$ for the quantization condition for $\hat{\chi}$. At this point, we make a departure from the wave function description of the physical state; the use of $\hat{\chi}$ allows the possibility that the number of electrons participating in the χ mode can be less than the total number. Namely, we use ρ_χ instead of ρ as the conjugate variable, where the total number of electrons calculated by ρ_χ is less than N . As seen in Eq. (11), this χ mode gives rise to the velocity field \mathbf{v} , thus, ρ_χ can be identified as n_s in Eq. (14).

The quantization condition for $\hat{\chi}$ is given by

$$[\hat{\chi}(\mathbf{r}, t), \hat{\rho}_\chi(\mathbf{r}', t)] = 2i\delta(\mathbf{r} - \mathbf{r}') \quad (\text{A.13})$$

where ρ_χ is the operator for the number density of electrons that participate in the χ mode. Using the commutation relation in Eq. (A.13), it can be shown that $e^{\frac{i}{2}\hat{\chi}}$ is the number changing operators that increases the number of electrons participating the collective motion by one, and $e^{-\frac{i}{2}\hat{\chi}}$ decreases the number by one.

By replacing θ by $-\hat{\chi}$ in Eq. (A.8), the field operators for the new theory are given by

$$\begin{aligned} \hat{\Psi}_\uparrow(\mathbf{r}) &= \sum_n e^{-\frac{i}{2}\hat{\chi}(\mathbf{r})} \left[\gamma_{n\uparrow} u_n(\mathbf{r}) - \gamma_{n\downarrow}^\dagger v_n^*(\mathbf{r}) \right] \\ \hat{\Psi}_\downarrow(\mathbf{r}) &= \sum_n e^{-\frac{i}{2}\hat{\chi}(\mathbf{r})} \left[\gamma_{n\downarrow} u_n(\mathbf{r}) + \gamma_{n\uparrow}^\dagger v_n^*(\mathbf{r}) \right] \end{aligned} \quad (\text{A.14})$$

where $\gamma_{n\sigma}, \gamma_{n\sigma}^\dagger$ are the Bogoliubov operators of the new theory. The important point here is that the above Bogoliubov operators conserve particle numbers, thus we call them the particle number conserving Bogoliubov operators (PNC-BOs). The PNC-BOs cause the fluctuation of the number of electrons in the collective mode.

The PNC-BOs satisfy

$$\gamma_{n\sigma}|\text{Gnd}(N)\rangle = 0, \quad \langle \text{Gnd}(N)|\gamma_{n\sigma}^\dagger = 0 \quad (\text{A.15})$$

where N is the total number of particles. They contain an additional operator $e^{\frac{i}{2}\hat{\chi}(\mathbf{r})}$. We take the ground state to be the eigenstate of it that satisfies

$$e^{\frac{i}{2}\hat{\chi}(\mathbf{r})}|\text{Gnd}(N)\rangle = e^{\frac{i}{2}\hat{\chi}(\mathbf{r})}|\text{Gnd}(N+1)\rangle \quad (\text{A.16})$$

At this point, we may view the superconducting state in the new theory is the theory that goes beyond the wave function theory of Schrödinger by including the neglected $U(1)$ phase by Dirac and quantized it. The phase factor $e^{-\frac{i}{2}\hat{\chi}(\mathbf{r})}$ plays the important roles as it produces the gauge invariant velocity field in Eq. (11).

Using the PNC-BO, we can construct the particle number conserving Bogoliubov-de Gennes equations (PNC-BdG equations). Let us consider the following electronic Hamiltonian

$$H_e = \sum_{\sigma} \int d^3r \hat{\Psi}_{\sigma}^{\dagger}(\mathbf{r}) h(\mathbf{r}) \hat{\Psi}_{\sigma}(\mathbf{r}) - \frac{1}{2} \sum_{\sigma, \sigma'} \int d^3r d^3r' V_{\text{eff}}(\mathbf{r}, \mathbf{r}') \hat{\Psi}_{\sigma}^{\dagger}(\mathbf{r}) \hat{\Psi}_{\sigma'}^{\dagger}(\mathbf{r}') \hat{\Psi}_{\sigma'}(\mathbf{r}') \hat{\Psi}_{\sigma}(\mathbf{r}) \quad (\text{A.17})$$

where $h(\mathbf{r})$ is the single-particle Hamiltonian given by

$$h(\mathbf{r}) = \frac{1}{2m_e} \left(\frac{\hbar}{i} \nabla + \frac{e}{c} \mathbf{A} \right)^2 + U(\mathbf{r}) - \mu \quad (\text{A.18})$$

and $-V_{\text{eff}}$ is the effective interaction between electrons.

We perform the mean field approximation on H_e . The result is

$$\begin{aligned} H_e^{\text{MF}} &= \sum_{\sigma} \int d^3r \hat{\Psi}_{\sigma}^{\dagger}(\mathbf{r}) h(\mathbf{r}) \hat{\Psi}_{\sigma}(\mathbf{r}) + \int d^3r d^3r' \left[\Delta(\mathbf{r}, \mathbf{r}') \hat{\Psi}_{\uparrow}^{\dagger}(\mathbf{r}) \hat{\Psi}_{\downarrow}^{\dagger}(\mathbf{r}') e^{-\frac{i}{2}(\hat{\chi}(\mathbf{r}) + \hat{\chi}(\mathbf{r}'))} + \text{H.c.} \right] \\ &+ \int d^3r d^3r' \frac{|\Delta(\mathbf{r}, \mathbf{r}')|^2}{V_{\text{eff}}(\mathbf{r}, \mathbf{r}')} \end{aligned} \quad (\text{A.19})$$

where the gap function $\Delta(\mathbf{r}, \mathbf{r}')$ is defined as

$$\Delta(\mathbf{r}, \mathbf{r}') = V_{\text{eff}}(\mathbf{r}, \mathbf{r}') \langle e^{\frac{i}{2}(\hat{\chi}(\mathbf{r}) + \hat{\chi}(\mathbf{r}'))} \hat{\Psi}_{\uparrow}(\mathbf{r}) \hat{\Psi}_{\downarrow}(\mathbf{r}') \rangle \quad (\text{A.20})$$

Due to the factor $e^{\frac{i}{2}(\hat{\chi}(\mathbf{r}) + \hat{\chi}(\mathbf{r}'))}$ the expectation value in Δ can be calculated using the particle number fixed state.

Using commutation relations for $\hat{\Psi}_\sigma^\dagger(\mathbf{r})$ and $\hat{\Psi}_\sigma(\mathbf{r})$,

$$\begin{aligned}\{\hat{\Psi}_\sigma(\mathbf{r}), \hat{\Psi}_{\sigma'}^\dagger(\mathbf{r}')\} &= \delta_{\sigma\sigma'}\delta(\mathbf{r}-\mathbf{r}') \\ \{\hat{\Psi}_\sigma(\mathbf{r}), \hat{\Psi}_{\sigma'}(\mathbf{r}')\} &= 0 \\ \{\hat{\Psi}_\sigma^\dagger(\mathbf{r}), \hat{\Psi}_{\sigma'}^\dagger(\mathbf{r}')\} &= 0\end{aligned}\tag{A.21}$$

the following relations are obtained

$$\begin{aligned}\left[\hat{\Psi}_\uparrow(\mathbf{r}), H_{\text{MF}}\right] &= h(\mathbf{r})\hat{\Psi}_\uparrow(\mathbf{r}) + \int d^3r' \Delta(\mathbf{r}, \mathbf{r}') \hat{\Psi}_\downarrow^\dagger(\mathbf{r}') e^{-\frac{i}{2}(\hat{\chi}(\mathbf{r})+\hat{\chi}(\mathbf{r}'))} \\ \left[\hat{\Psi}_\downarrow(\mathbf{r}), H_{\text{MF}}\right] &= h(\mathbf{r})\hat{\Psi}_\downarrow(\mathbf{r}) - \int d^3r' \Delta(\mathbf{r}, \mathbf{r}') \hat{\Psi}_\uparrow^\dagger(\mathbf{r}') e^{-\frac{i}{2}(\hat{\chi}(\mathbf{r})+\hat{\chi}(\mathbf{r}'))}\end{aligned}\tag{A.22}$$

The PNC-BOs $\gamma_{n\sigma}$ and $\gamma_{n\sigma}^\dagger$ obey fermion commutation relations. They are chosen to satisfy

$$\left[H_{\text{MF}}, \gamma_{n\sigma}\right] = -\epsilon_n \gamma_{n\sigma}, \quad \left[H_{\text{MF}}, \gamma_{n\sigma}^\dagger\right] = \epsilon_n \gamma_{n\sigma}^\dagger\tag{A.23}$$

with $\epsilon_n \geq 0$. Then, H_{MF} is diagonalized as

$$H_{\text{MF}} = E_g + \sum'_{n,\sigma} \epsilon_n \gamma_{n\sigma}^\dagger \gamma_{n\sigma}\tag{A.24}$$

where E_g is the ground state energy, and ‘ \sum' ’ indicates the sum is taken over $\epsilon_n \geq 0$ states.

From Eqs. (A.22), (A.23), and (A.24), we obtain the following system of equations

$$\begin{aligned}\epsilon_n u_n(\mathbf{r}) &= e^{\frac{i}{2}\hat{\chi}(\mathbf{r})} h(\mathbf{r}) e^{-\frac{i}{2}\hat{\chi}(\mathbf{r})} u_n(\mathbf{r}) + e^{\frac{i}{2}\hat{\chi}(\mathbf{r})} \int d^3r' \Delta(\mathbf{r}, \mathbf{r}') e^{-\frac{i}{2}\hat{\chi}(\mathbf{r})} v_n(\mathbf{r}') \\ \epsilon_n v_n^*(\mathbf{r}) &= -e^{\frac{i}{2}\hat{\chi}(\mathbf{r})} h(\mathbf{r}) e^{-\frac{i}{2}\hat{\chi}(\mathbf{r})} v_n^*(\mathbf{r}) + e^{\frac{i}{2}\hat{\chi}(\mathbf{r})} \int d^3r' \Delta(\mathbf{r}, \mathbf{r}') e^{-\frac{i}{2}\hat{\chi}(\mathbf{r})} u_n^*(\mathbf{r}')\end{aligned}$$

We take the expectation value of the above equations for the state $|\text{Gnd}(N)\rangle$. Using the relation in Eq. (A.16), the above are cast into the following,

$$\begin{aligned}\epsilon_n u_n(\mathbf{r}) &= \bar{h}(\mathbf{r}) u_n(\mathbf{r}) + \int d^3r' \Delta(\mathbf{r}, \mathbf{r}') v_n(\mathbf{r}') \\ \epsilon_n v_n(\mathbf{r}) &= -\bar{h}^*(\mathbf{r}) v_n(\mathbf{r}) + \int d^3r' \Delta^*(\mathbf{r}, \mathbf{r}') u_n(\mathbf{r}')\end{aligned}\tag{A.25}$$

where the single particle Hamiltonian \bar{h} is

$$\bar{h}(\mathbf{r}) = \frac{1}{2m_e} \left(\frac{\hbar}{i} \nabla + \frac{e}{c} \mathbf{A} - \frac{\hbar}{2} \nabla \chi \right)^2 + U(\mathbf{r}) - \mu\tag{A.26}$$

the pair potential $\Delta(\mathbf{r}, \mathbf{r}')$ is

$$\Delta(\mathbf{r}, \mathbf{r}') = V_{\text{eff}} \sum_n' [u_n(\mathbf{r})v_n^*(\mathbf{r}')(1 - f(\epsilon_n)) - u_n(\mathbf{r}')v_n^*(\mathbf{r})f(\epsilon_n)] \quad (\text{A.27})$$

and $f(\epsilon_n)$ is the Fermi function ($T \rightarrow 0$ limit should be considered for the ground state). The number density is given by

$$\rho(\mathbf{r}) = \sum_n' [|u_n(\mathbf{r})|^2 f(\epsilon_n) + |v_n(\mathbf{r})|^2 (1 - f(\epsilon_n))] \quad (\text{A.28})$$

They are the PNC-BdG equations [54]. The gauge potential in the single particle Hamiltonian $\bar{h}(\mathbf{r})$ is the effective one given by

$$\mathbf{A}^{\text{eff}} = \mathbf{A} - \frac{\hbar}{2e} \nabla \chi \quad (\text{A.29})$$

This combination corresponds to Eq. (A.2), and appeared in the velocity field in Eq. (11).

Now the total energy is a functional of $\mathbf{A} - \frac{\hbar}{2e} \nabla \chi$, its time-component partner $\varphi + \frac{\hbar}{2e} \partial_t \chi$, and ρ . We may write it in the following form

$$H = \int d^3r \left[\mathcal{H} \left(\mathbf{A} - \frac{\hbar}{2e} \nabla \chi, \varphi + \frac{\hbar}{2e} \partial_t \chi, \rho \right) - e\rho\varphi \right] \quad (\text{A.30})$$

Note that the last term is the contribution from the electrostatic potential, and the number density ρ is the sum of ρ_χ and the rest. The above functional should be compared with the one proposed by Oliveira, Gross, and Kohn [55], which uses Δ as the extra parameter to describe the superconducting state. In the present case, the superconducting state is characterized by $(\nabla \chi, \partial_t \chi)$; they originate from the neglected $U(1)$ phase by Dirac [17], which upsets the fundamental assumption of the density functional theory [56]; the use of the operator form of the momentum $\mathbf{p} = -i\hbar\nabla$ is not possible. The present formalism indicates that the superconducting state is related to the violation of using $\mathbf{p} = -i\hbar\nabla$. This formalism agrees with the claim that the fundamental physics occurring in superconductivity is the gauge symmetry breaking accompanied by the appearance of the Nambu-Goldstone mode [57, 58].

Employing the classical counterpart of the commutation relation in Eq. (A.13), i.e., taking $\frac{\hbar}{2}\chi$ and ρ_χ as canonical conjugate classical variables, we obtain the following Hamilton equations

$$\frac{\hbar}{2} \partial_t \chi = \frac{\partial \mathcal{H}}{\partial \rho_\chi} - e\varphi \quad (\text{A.31})$$

$$\begin{aligned} \partial_t \rho_\chi &= \nabla \cdot \frac{\partial \mathcal{H}}{\partial \frac{\hbar}{2} \nabla \chi} = -\frac{1}{e} \nabla \cdot \frac{\partial \mathcal{H}}{\partial \mathbf{A}} \\ &= \frac{1}{e} \nabla \cdot \mathbf{j} \end{aligned} \quad (\text{A.32})$$

The equation (A.31) corresponds to Eq. (12) with $\mu = \frac{\partial \mathcal{H}}{\partial \rho_\chi}$. The equation (A.32) describes the local charge conservation with $\mathbf{j} = -e\rho_\chi \mathbf{v}$, where \mathbf{v} is given by Eq. (11).

References

- [1] G. S. Ohm, *Die galvanische Kette, mathematisch bearbeitet*, T. H. Riemann, Berlin, 1827.
- [2] J. C. Maxwell (Ed.), *The Electrical Researches of the Honourable Henry Cavendish, F.R.S., Written Between 1771 and 1781*, Cambridge University Press, London, 1879.
- [3] J. P. Joule, On the heat evolved by metallic conductors of electricity, and in the cells of a battery during electrolysis, *Philosophical Magazine* 19 (1841) 260.
- [4] R. P. Feynman, R. B. Leighton, M. Sands, *The Feynman Lectures on Physics*, Vol. II, Addison-Wesley, Reading, 1963, Ch. 27-5.
- [5] G. Mörée, M. Leijon, Comparison of poynting's vector and the power flow used in electrical engineering, *AIP Advances* 12 (8) (2022) 085219. arXiv:https://pubs.aip.org/aip/adv/article-pdf/doi/10.1063/5.0101339/16468542/085219_1_online.pdf, doi:10.1063/5.0101339. URL <https://doi.org/10.1063/5.0101339>
- [6] J. H. Poynting, On the transfer of energy in the electromagnetic field, *Philosophical Transactions of the Royal Society of London* 175 (1884) 343—361.
- [7] P. Drude, Zur elektronentheorie der metalle, *Annalen der Physik* 306 (1900) 566—613.
- [8] H. A. Lorentz, Le mouvement des électros dans les métaux, *Ach. néerl.* 10 (1905) 336.
- [9] H. A. Lorentz, *The theory of electrons and its applications to the phenomena of light and radiant heat*, 2nd Edition, Dover, New York, 1952.
- [10] N. Bohr, *Studier over metallernes elektrontheori*, Thaning & Appel, Kopenhagen, 1911.
- [11] H. Koizumi, Constrained hamiltonian dynamics for electrons in magnetic field and additional forces besides the lorentz force acting on electrons, *J. Phys. A: Math. Theor.* 57 (2024) 435304.
- [12] R. Landauer, Spatial variation of currents and fields due to localized scatterers in metallic conduction, *IBM J. Res. Dev.* 1 (1957) 223.
- [13] M. Büttiker, Y. Imry, R. Landauer, S. Pinhas, Generalized many-channel conductance formula with application to small rings, *Phys. Rev. B* 31 (1985) 6207—6215. doi:10.1103/PhysRevB.31.6207. URL <https://link.aps.org/doi/10.1103/PhysRevB.31.6207>

- [14] S. Datta, *Electronic Transports in Mesoscopic Systems*, Cambridge Univ. Press, Cambridge, 1995.
- [15] J. W. Gibbs, On the equilibrium of heterogeneous substances. first part, *Transactions of the Connecticut Academy of Arts and Sciences* 3 (1876) 108—248.
- [16] H. Koizumi, Schrödinger representation of quantum mechanics, berry connection, and superconductivity, *Physics Letters A* 450 (2022) 128367. doi:<https://doi.org/10.1016/j.physleta.2022.128367>. URL <https://www.sciencedirect.com/science/article/pii/S0375960122004492>
- [17] H. Koizumi, Neglected $u(1)$ phase in the schroedinger representation of quantum mechanics and particle number conserving formalisms for superconductivity, *Journal of Physics A: Mathematical and Theoretical* 56 (2023) 455303.
- [18] S. Sachdev, J. Ye, Universal quantum-critical dynamics of two-dimensional antiferromagnets, *Phys. Rev. Lett.* 69 (1992) 2411–2414. doi:[10.1103/PhysRevLett.69.2411](https://doi.org/10.1103/PhysRevLett.69.2411). URL <https://link.aps.org/doi/10.1103/PhysRevLett.69.2411>
- [19] J. Zaanen, Planckian dissipation, minimal viscosity and the transport in cuprate strange metals, *SciPost Phys.* 6 (2019) 061. doi:[10.21468/SciPostPhys.6.5.061](https://doi.org/10.21468/SciPostPhys.6.5.061). URL <https://scipost.org/10.21468/SciPostPhys.6.5.061>
- [20] S. A. Hartnoll, A. P. Mackenzie, Colloquium: Planckian dissipation in metals, *Rev. Mod. Phys.* 94 (2022) 041002. doi:[10.1103/RevModPhys.94.041002](https://doi.org/10.1103/RevModPhys.94.041002). URL <https://link.aps.org/doi/10.1103/RevModPhys.94.041002>
- [21] J. Bardeen, L. N. Cooper, J. R. Schrieffer, Theory of superconductivity, *Phys. Rev.* 108 (1957) 1175.
- [22] B. D. Josephson, Possible new effects in superconductive tunneling, *Phys. Lett.* 1 (1962) 251.
- [23] R. P. Feynman, R. B. Leighton, M. Sands, *The Feynman Lectures on Physics*, Vol. III, Addison-Wesley, Reading, 1963, Ch. 21-9.
- [24] J. R. Schrieffer, *Theory Of Superconductivity*, Benjamin-Cummings Publishing Company, 1983, Ch. 8-8.
- [25] A. Murani, N. Bourlet, H. le Sueur, F. Portier, C. Altimiras, D. Esteve, H. Grabert, J. Stockburger, J. Ankerhold, P. Joyez, Absence of a dissipative quantum phase transition in Josephson junctions, *Phys. Rev. X* 10 (2020) 021003. doi:[10.1103/PhysRevX.10.021003](https://doi.org/10.1103/PhysRevX.10.021003). URL <https://link.aps.org/doi/10.1103/PhysRevX.10.021003>

- [26] J. Aumentado, G. Catelani, K. Serniak, Quasiparticle poisoning in superconducting quantum computers, *Physics Today* 76 (8) (2023) 34–39.
- [27] K. Serniak, Nonequilibrium quasiparticles in superconducting qubits, PhD thesis, Yale University (2019).
- [28] H. Koizumi, A. Ishikawa, Berry connection from many-body wave functions and superconductivity: Calculations by the particle number conserving Bogoliubov-de Gennes equations, *Journal of Superconductivity and Novel Magnetism* 34 (2021) 2795. doi:10.1007/s10948-021-05991-y.
URL <https://doi.org/10.1007/s10948-021-05991-y>
- [29] P. W. Anderson, Considerations on the flow of superfluid helium, *Rev. Mod. Phys.* 38 (1966) 298.
- [30] J. G. Bednorz, K. A. Müller, Possible high T_c superconductivity in the Ba-La-Cu-O system, *Z. Phys. B* 64 (1986) 189.
- [31] V. J. Emery, S. A. Kivelson, Importance of phase fluctuation in superconductors with small superfluid density, *Nature* 374 (1995) 434.
- [32] A. Okazaki, H. Wakaura, H. Koizumi, M. A. Ghantous, M. Tachiki, Superconducting transition temperature of the hole-doped cuprate as the stabilization temperature of supercurrent loops generated by spin-twisting itinerant motion of electrons, *J. Supercond. Nov. Magn.* 28 (2015) 3221–3233.
- [33] R. Peierls, Spontaneously broken symmetries, *J. Phys. A* 24 (1991) 5273.
- [34] J. E. Hirsch, The London moment: what a rotating superconductor reveals about superconductivity, *Physica Scripta* 89 (1) (2013) 015806. doi:10.1088/0031-8949/89/01/015806.
URL <https://doi.org/10.1088/0031-8949/89/01/015806>
- [35] J. E. Hirsch, The lorentz force and superconductivity, *Phys. Lett. A* 315 (2003) 474–479.
- [36] J. E. Hirsch, Momentum of superconducting electrons and the explanation of the Meissner effect, *Phys Rev. B* 95 (2017) 014503.
- [37] H. Koizumi, Supercurrent and electromotive force generations by the berry connection from many-body wave functions, *Journal of Physics A: Mathematical and Theoretical* 56 (18) (2023) 185301. doi:10.1088/1751-8121/acc858.
URL <https://dx.doi.org/10.1088/1751-8121/acc858>
- [38] N. G. V. Kampen, *Stochastic processes in physics and chemistry*, 3rd Edition, Elsevier, 2007.
- [39] C. Gardiner, P. Zoller, *Quantum Noise*, 3rd Edition, Springer-Verlag, 2004.

- [40] R. P. Feynman, R. B. Leighton, M. Sands, *The Feynman Lectures on Physics*, Vol. II, Addison-Wesley, Reading, 1963, Ch. 21-3.
- [41] S. Shapiro, Josephson currents in superconducting tunneling: the effect of microwaves and other observations, *Phys. Rev. Lett.* 11 (1963) 80.
- [42] H. Koizumi, Superconductivity by Berry connection from many-body wave functions: Revisit to Andreev-Aaint-James reflection and Josephson effect, *Journal of Superconductivity and Novel Magnetism* 34 (8) (2021) 2017–2029. doi:10.1007/s10948-021-05905-y.
URL <https://doi.org/10.1007/s10948-021-05905-y>
- [43] S. Martin, A. T. Fiory, R. M. Fleming, L. F. Schneemeyer, J. V. Waszczak, Normal-state transport properties of $\text{Bi}_{2+x}\text{Sr}_{2-y}\text{CuO}_{6+\delta}$ crystals, *Phys. Rev. B* 41 (1990) 846–849. doi:10.1103/PhysRevB.41.846.
URL <https://link.aps.org/doi/10.1103/PhysRevB.41.846>
- [44] D. Jiang, T. Hu, L. You, Q. Li, A. Li, H. Wang, G. Mu, Z. Chen, H. Zhang, G. Yu, J. Zhu, Q. Sun, C. Lin, H. Xiao, X. Xie, M. Jiang, High-Tc superconductivity in ultrathin $\text{Bi}_2\text{Sr}_2\text{CaCu}_2\text{O}_{8+\delta}$ down to half-unit-cell thickness by protection with graphene., *Nat Commun* 5 (2014) 5708. doi:10.1038/ncomms6708.
- [45] Y. Yu, L. Ma, P. Cai, R. Zhong, C. Ye, J. Shen, G. D. Gu, X. H. Chen, Y. Zhang, High-temperature superconductivity in monolayer $\text{Bi}_2\text{Sr}_2\text{CaCu}_2\text{O}_{8+\delta}$, *Nature* 575 (7781) (2019) 156–163. doi:10.1038/s41586-019-1718-x.
URL <https://doi.org/10.1038/s41586-019-1718-x>
- [46] L. Zhang, C. Kang, C. Liu, K. Wang, W. Zhang, Two-dimensional superconducting nature of $\text{Bi}_2\text{Sr}_2\text{CaCu}_2\text{O}_{8+\delta}$ thin films revealed by bkt transition, *RSC Adv.* 13 (2023) 25797–25803. doi:10.1039/D3RA02701E.
URL <http://dx.doi.org/10.1039/D3RA02701E>
- [47] A. Sommerfeld, Zur elektronentheorie der metalle auf grund der fermischen statistik, *Zeitschrift für Physik* 47 (1) (1928) 1–32. doi:10.1007/BF01391052.
URL <https://doi.org/10.1007/BF01391052>
- [48] J. Maxwell, *A Treatise on Electricity and Magnetism*, 3rd Edition, Dover, 1954.
- [49] R. P. Feynman, R. B. Leighton, M. Sands, *The Feynman Lectures on Physics*, Vol. II, Addison-Wesley, Reading, 1963, Ch. 18-1.
- [50] H. Koizumi, London Moment, London’s Superpotential, Nambu-Goldstone Mode, and Berry Connection from Many-Body Wave Functions, *Journal of Superconductivity and Novel Magnetism* 34 (5) (2021) 1361–1370. doi:10.1007/s10948-021-05827-9.
URL <https://doi.org/10.1007/s10948-021-05827-9>

- [51] N. N. Bogoliubov, A new method in the theory of superconductivity I, Soviet Physics JETP 34 (1958) 41.
- [52] P. G. de Gennes, Superconductivity of Metals and Alloys, W. A. Benjamin, Inc., 1966.
- [53] J.-X. Zhu, Bogoliubov-de Gennes Method and Its Applications, Springer, 2016.
- [54] H. Koizumi, Explanation of superfluidity using the Berry connection for many-body wave functions, J. Supercond. Nov. Magn. 33 (2020) 1697–1707.
- [55] L. N. Oliveira, E. K. U. Gross, W. Kohn, Density-functional theory for superconductors, Phys. Rev. Lett. 60 (1988) 2430–2433. doi:10.1103/PhysRevLett.60.2430.
URL <https://link.aps.org/doi/10.1103/PhysRevLett.60.2430>
- [56] P. Hohenberg, W. Kohn, Inhomogeneous electron gas, Phys. Rev. 136 (1964) B864–B871. doi:10.1103/PhysRev.136.B864.
URL <https://link.aps.org/doi/10.1103/PhysRev.136.B864>
- [57] P. W. Anderson, Basic Notions of Condensed Matter Physics, The Benjamin/Cummings Publishing Company, Inc., San Francisco, 1984.
- [58] S. Weinberg, Superconductivity for particular theorists, Progress of Theoretical Physics Supplement 86 (1986) 43–53. doi:10.1143/PTPS.86.43.
URL <https://doi.org/10.1143/PTPS.86.43>