

Bayesian analysis of nonlinear structured latent factor models using a Gaussian Process Prior

Yimang Zhang¹, Xiaorui Wang¹ and Jian Qing Shi^{1,2} *

¹Department of Statistics and Data Science, Southern University of Science and Technology, China

²National Center for Applied Mathematics Shenzhen, China

January 7, 2025

Abstract

Factor analysis models are widely utilized in social and behavioral sciences, such as psychology, education, and marketing, to measure unobservable latent traits. In this article, we introduce a nonlinear structured latent factor analysis model which is more flexible to characterize the relationship between manifest variables and latent factors. The confirmatory identifiability of the latent factor is discussed, ensuring the substantive interpretation of the latent factors. A Bayesian approach with a Gaussian process prior is proposed to estimate the unknown nonlinear function and the unknown parameters. Asymptotic results are established, including structural identifiability of the latent factors, consistency of the estimates of the unknown parameters and the unknown nonlinear function. Simulation studies and a real data analysis are conducted to investigate the performance of the proposed method. Simulation studies show our proposed method performs well in handling nonlinear model and successfully identifies the latent factors. Our analysis incorporates oil flow data, allowing us to uncover the underlying structure of latent nonlinear patterns.

*Corresponding author, email: shjq@sustech.edu.cn.

1 Introduction

Factor analysis (McCabe, 1984) is widely employed in fields such as psychology, social sciences, and market research, serving as a useful tool for modeling common dependence among multivariate data. Identifiability is a crucial property of latent factor models, essential for ensuring a substantive interpretation of latent factors. When a model is identifiable, certain latent factors can be uniquely extracted from observed data, facilitating a rich understanding of the relationships between observed variables and latent factors. It is well known that a factor model is typically non-identifiable due to its invariance with respect to orthogonal transformations. Some existing methods achieve identifiability by imposing constraints on the factor loadings. Such as, Varimax (Rohe and Zeng, 2020), Promax and Oblimin (Abdi, 2003) methods achieve identifiability by maximizing the simplicity or sparsity of factor loadings; Several approaches (Bartholomew et al., 2011) facilitate the identification of remaining parameters by setting a specific factor loading to zero or fixing the variance of a particular latent factor.

In recent years, there has been widespread interest in investigating the identifiability of factor models based on the design information between observed variables and latent factors, which is commonly applied in the field of confirmatory factor analysis (Harrington, 2009). Such approaches involve pre-specifying design information and then translating it into a zero constraint on a loading parameter of the model. Therefore, it is also referred to as structural latent factor model. Chen et al. (2020) studied how the design information affects the identifiability and the estimation of a generalized structured latent factor model, incorporating linear latent factor models. Leeb (2021) gave an elementary proof showing that the asymptotic identifiability of latent factors proposed by Chen et al. (2020) holds non-asymptotically, and provided the identifiability of the loading matrix. Papastamoulis and Ntzoufras (2022) studied the identifiability of Bayesian factor analytic models.

The existing methods are based on the assumption of linear or generalized linear relationship between manifest variables and latent factors, but in real-world data the relationship is usually unknown. In this paper, we consider a nonlinear structural latent factor model, where the link function is unknown. Due to the complex distribution associated with the nonlinear

factors, statistical analyses of nonlinear factor analysis models are very difficult. Nonlinear FA models with polynomial relationships were first explored by McDonald (1962). Yalcin and Amemiya (2001) proposed a more general nonlinear factor analysis model. However, the assumption made in this model is considered too strong because it explicitly specifies the nonlinear relationships and assumes that the factor represents the “true value” of certain observed variables, thereby eliminating any factor indeterminacy. The study only considers a single factor model, which limits its generality, and the parametrization of measurement errors in the variables does not pose any identifiability issues. Paisley and Carin (2009) propose a non-parametric extension to the linear factor analysis using a beta process prior on the loading matrix to achieve its sparseness, which has been introduced for dictionary learning of the sparse representation in speech enhancement (Li et al., 2016). Other process can also be used as a prior like Gamma process dynamic poisson factor analysis model (Acharya et al., 2015) and negative binomial factor analysis model (Zhou, 2018).

Gaussian Process latent variable models (GPLVM) (Lawrence, 2005) use the idea of Gaussian Process regression(GPR) model (Shi and Choi, 2011) to do non-parametric and non-linear dimension reduction. Gaussian Process Dynamical Models (GPDM) (Wang et al., 2005) assumes that different samples are correlated by time, in this model, the unknown link function is also assumed a GP priori. Damianou et al. (2011) gives another GP prior in the latent space. However, the computation of the inverse of $N \times N$ covariance matrix is very heavy, where N is the number of recording time points and Damianou et al. (2011) uses variational approximations for GPDM. The limit is that the approximation of Variational Bayesian cannot reach consistency of the estimates. Although both GPLVM and GPDM are capable of making excellent predictions, they do not take into account identifiability of latent variables. Non-identifiability of latent factors limits their interpretability, and thus limits their applications for some real-word problems. We will discuss this problem with an unknown link function.

In this paper, we discuss the identifiability and estimation of a nonlinear structured factor analysis model. The effectiveness of the proposed method is validated through asymptotic properties and empirical studies. Comparing with existing works, our paper has following

contributions. First, We propose a nonlinear structural factor model with an unknown linking function. In comparison to conventional structural factor models, it offers high flexibility in practical applications. Furthermore, in contrast to single- and multiple-index models, we extend nonlinear functions to the domain of factor models. Second, we apply nonparametric Bayesian methods to latent factor models, specifically employing GPR approach to estimate unknown functions. Unlike GPLVM, which does not provide a clear substantive interpretation of latent factors, we establish identifiability for latent factors.

The rest of the article is organized as follows. In Section 2, we define nonlinear structured latent factor models, investigate the identifiability and provide two estimators of the unknown parameters, latent factors and unknown link functions. In Section 3, we discuss the identifiability of the latent factors, the consistency of the estimates of unknown parameters and posterior consistency of the estimates of the unknown link functions. In Section 4, numerical results are presented that contain simulation studies and an application to a oil dataset. Finally, concluding remarks and further studies are made in Section 5. All technical proofs and additional simulated examples are provided in Appendix.

2 Model description: basic setup and implementation

2.1 Nonlinear structured latent factor model

A structured latent factor model refers to a statistical model that represents the relationships among manifest (observed) variables through low-dimensional latent (unobserved) factors. The term “structured” indicates that the model incorporates a specific pattern or constraints on the relationships among the latent factors and observed variables which is crucial for ensuring the identifiability of the latent factors. Conventionally, such a structure is established by imposing zero constraints on factor loadings, indicating that each observed variable depends on certain latent factors. Consequently, these latent factors can be uniquely extracted from the data, ensuring both identifiability and substantive interpretability. Chen et al. (2020) investigated the identifiability and estimation of structured factor models with given generalized link functions, including linear and logistic models as special cases. However, in

practice, the relationship between observed variables and latent factors may be unknown. In this paper, we consider a nonlinear structured latent factor model (NSLFA).

Denote N as the number of individuals (e.g., N test-takers) and J as the number of manifest variables (e.g., J test items). Let Y_{ij} be a random variable denoting the i th individual's value on the j th manifest variable. Suppose that each individual i is associated with a K -dimensional latent factor, denoted as $\mathbf{x}_i = (x_{i1}, \dots, x_{iK})^\top$ and each manifest variable j is associated with K parameters $\mathbf{a}_j = (a_{j1}, \dots, a_{jK})^\top$. The model can be written as

$$Y_{ij} = f_j(\mathbf{a}_j^\top \mathbf{x}_i) + \varepsilon_{ij}, \quad \varepsilon_{ij} \sim \mathcal{N}(0, \sigma^2), \quad \text{for } j = 1, \dots, J, \quad (1)$$

where f_1, \dots, f_J are unknown link function and ε_{ij} 's are i.i.d. random errors. When $f_j(t) = t$, i.e., identity link function for all $j = 1, \dots, J$, the model degenerates into a linear factor analysis model. When $f_j(t)$'s are the inverse of known link function, like logistic or log link function, the model degenerates into a generalized linear factor analysis model (Chen et al., 2020).

Model (1) extends the single- or multiple-index model to latent factor analysis. In single index models, there are various methods to estimate unknown link functions. The frequentist typically employs methods such as kernel, local linear, B-spline, while in the Bayesian framework, the GPR method is commonly used. In this paper, we adapt a Bayesian Non-parametric method with a Gaussian process prior or T-process prior (Choi et al., 2011; Wang et al., 2021) to estimate the unknown function.

As mentioned before we will study the identifiability of the structured nonlinear factor analysis model. To this end, design information is incorporated as zero constraints on loading coefficients \mathbf{a}_j for $j = 1, \dots, J$. Design information is recorded by a matrix $Q = (q_{jk})_{J \times K}$, where each entry takes value 0 or 1. "0" indicates that the j -th manifest variable is not directly associated with the k -th latent factor. Under the confirmatory manner of latent factor models, design information on the relationship between manifest variables and latent factors is previously known. A design matrix Q can be defined to incorporate domain knowledge into the statistical analysis by imposing zero constraints on factor loadings, i.e., the loading parameters a_{jk} is constrained to zero if q_{jk} is zero and otherwise if q_{jk} is 1. The

constraints induced by the design matrix play an important role in the identifiability and the interpretation of the latent factors. We now discuss the identifiability and how to estimate the unknown quantities in the following subsections. Before proceeding further, let's introduce some notations. For positive integers K, N and J , let $\mathbf{x}_1, \dots, \mathbf{x}_N$ be vectors in \mathbb{R}^K and let $\mathbf{a}_1, \dots, \mathbf{a}_J$ be vectors in \mathbb{R}^K ; and define the matrices $\mathbf{X}^\top = [\mathbf{x}_1, \dots, \mathbf{x}_N] \in \mathbb{R}^{K \times N}$ and $\mathbf{A}^\top = [\mathbf{a}_1, \dots, \mathbf{a}_J] \in \mathbb{R}^{K \times J}$. Let \mathbb{Z}_+ denote the set of positive integers; \mathbb{R}^K and $\mathbb{R}^{\mathbb{Z}_+}$ represent vectors with K and countably infinite real number components, respectively; $\mathbb{R}^{K \times N}$, $\mathbb{R}^{K \times J}$ and $\mathbb{R}^{\mathbb{Z}_+ \times K}$ respectively represent matrices of size $K \times N$, $K \times J$ and countably infinite rows by K columns.

2.2 Structural Identifiability

To ensure the substantive interpretation of latent factors, identifiability plays a pivotal role in structured latent factor model. Under Model (1), it is well known that the latent factor is not identifiable due to rotational indeterminacy. To this end, we first formalize the definition of structural identifiability. Here we consider that the number of individuals N grows to infinity and the number of manifest variables J is fixed, then the identifiability of the k -th latent factor $\mathbf{X}_{[k]} = (x_{1k}, x_{2k}, \dots)^\top \in \mathbb{R}^{\mathbb{Z}_+}$ is equivalent to the identification of the direction of an infinite dimensional vector. Define the following as

$$\sin_+ \angle(\mathbf{u}, \mathbf{v}) = \limsup_{N \rightarrow \infty} \sin \angle(\mathbf{u}_{[1:N]}, \mathbf{v}_{[1:N]}),$$

to quantify the angle between two vectors \mathbf{u} and \mathbf{v} where $\mathbf{u} = (u_1, u_2, \dots)^\top$, $\mathbf{v} = (v_1, v_2, \dots)^\top \in \mathbb{R}^{\mathbb{Z}_+}$ are two vectors with countably infinite components. When $\sin_+ \angle(\mathbf{u}, \mathbf{v})$ is 0, we say the angle between \mathbf{u} and \mathbf{v} is 0.

Definition 1 (Structural identifiability of a latent factor). Consider the k -th latent factor, where $k \in \bar{k} = \{1, \dots, K\}$, and a nonempty parameter space $\mathcal{S} \subset \mathbb{R}^{\mathbb{Z}_+ \times K} \times \mathbb{R}^{J \times K}$ for (\mathbf{X}, \mathbf{A}) defined in the Appendix D.1. We say the k -th latent factor is structurally identifiable in the parameter space \mathcal{S} if for any $(\mathbf{X}, \mathbf{A}), (\mathbf{X}', \mathbf{A}') \in \mathcal{S}$, $P_{\mathbf{X}, \mathbf{A}} = P_{\mathbf{X}', \mathbf{A}'}$ implies $\sin_+ \angle(\mathbf{X}_{[k]}, \mathbf{X}'_{[k]}) = 0$, where $P_{\mathbf{X}, \mathbf{A}}$ is the probability distribution of $(Y_{ij}, i \in \mathbb{Z}_+, j \in \{1, \dots, J\})$, given factor scores \mathbf{X} and loadings \mathbf{A} .

The following Theorem 1 provides a necessary and sufficient condition on the design matrix Q for the structural identifiability of the k -th latent factor.

Theorem 1. Denote $R_Q(S) = \{j : q_{jk} = 1, \text{ if } k \in S \text{ and } q_{jk} = 0, \text{ if } k \notin S, 1 \leq j \leq J\}$, where S is a subset of \bar{k} . Under the Definition 1 and Assumptions A1-A2 given in the Appendix D.1, given the hyper-parameters τ, w , the k -th latent factor is structurally identifiable in \mathcal{S}_Q if and only if

$$\{k\} = \bigcap_{k \in S, R_Q(S) \text{ non-empty}} S, \quad (2)$$

where we define $\bigcap_{k \in S, R_Q(S) \text{ non-empty}} S = \emptyset$ if $R_Q(S) = \emptyset$ for all S that contains k .

The detailed setting of the model including the definition of hyper-parameters will be given in the following subsections. The proof of theorem is given in Appendix D.2.

2.3 Estimation of unknown parameters, latent factors and unknown function

Before presenting the estimates, we give a very brief introduction to the GPR approach. Both Bayesian non-parametric methods with a GP prior or a T-process prior are flexible and can capture complex patterns, the key distinction lies in the choice of the underlying distribution. A GP prior assumes a Gaussian distribution, while a T-process prior incorporates heavy-tailed distributions like the Student's t-distribution to handle non-Gaussian data and outliers more effectively.

The GPR model is a nonparametric model and has some nice features; see details in (Shi and Choi, 2011). Suppose we have a data set

$$\mathcal{D} = \left\{ \left(\begin{array}{c} Y_1 \\ \mathbf{t}_1 \end{array} \right) \left(\begin{array}{c} Y_2 \\ \mathbf{t}_2 \end{array} \right) \dots \left(\begin{array}{c} Y_N \\ \mathbf{t}_N \end{array} \right) \right\}.$$

In general, $\mathbf{t} \in \mathcal{R}^d$ is a d -dimensional vector but in this paper t is a scalar index value. Here we take the following model

$$Y = f(\mathbf{t}) + \varepsilon, \quad \varepsilon \sim \mathcal{N}(0, \sigma^2)$$

as an example to illustrate the GPR approach and a Gaussian process is used as a prior of the unknown function $f(\cdot)$ in a functional space, i.e.,

$$f(\cdot)^{prior} \sim \mathcal{GP}(0, k(\cdot, \cdot; \boldsymbol{\theta})). \quad (3)$$

where $k(\cdot, \cdot; \boldsymbol{\theta})$ is a covariance kernel and $\boldsymbol{\theta}$ is called hyperparameters. Furthermore, $\text{Cov}(f(\mathbf{t}), f(\mathbf{t}')) = k(\mathbf{t}, \mathbf{t}'; \boldsymbol{\theta})$ for any $\mathbf{t}, \mathbf{t}' \in \mathcal{R}^d$. Let $\mathbf{f}_N = (f(\mathbf{t}_1), \dots, f(\mathbf{t}_N))^\top$. When the value of the hyperparameters $\boldsymbol{\theta}$ is given, the posterior distribution, $p(\mathbf{f}_N | \mathcal{D}, \sigma^2)$, is a multivariate normal distribution with

$$\begin{aligned} \mathbb{E}(\mathbf{f}_N | \mathcal{D}, \sigma^2) &= \mathbf{C}_N (\mathbf{C}_N + \sigma^2 \mathbf{I}_N)^{-1} \mathbf{Y}_N, \\ \text{Cov}(\mathbf{f}_N | \mathcal{D}, \sigma^2) &= \sigma^2 \mathbf{C}_N (\mathbf{C}_N + \sigma^2 \mathbf{I}_N)^{-1}, \end{aligned}$$

where $\mathbf{Y}_N = (Y_1, \dots, Y_N)^\top$, \mathbf{I}_N is the $N \times N$ identity matrix, covariance matrix \mathbf{C}_N is calculated by using the kernel covariance function. Its (i, l) -th element is calculated by

$$\mathbf{C}_N(i, l) = \text{Cov}(f(\mathbf{t}_i), f(\mathbf{t}_l)) = k(\mathbf{t}_i, \mathbf{t}_l; \boldsymbol{\theta}).$$

To estimate $f_j(\cdot)$ in the nonlinear structured latent factor model (1), we assume a GP priori (3), and use squared exponential kernel, that is,

$$\mathbf{C}_j(i, l) = \text{Cov}(f_j(\mathbf{a}_j^\top \mathbf{x}_i), f_j(\mathbf{a}_j^\top \mathbf{x}_l)) = \tau \exp\left(-\frac{w(\mathbf{a}_j^\top \mathbf{x}_i - \mathbf{a}_j^\top \mathbf{x}_l)^2}{2}\right). \quad (4)$$

Other types of covariance kernels can be found in Rasmussen and Williams (2006) and Shi and Choi (2011). We will assume the identifiability assumptions are satisfied in the remaining of the paper.

2.3.1 Joint estimation of loading matrix, factor scores and hyperparameters

Under the Bayesian analysis of NSLFA model, there are four types of parameters: $\{\mathbf{a}_j, j = 1, \dots, J\}$ for loading coefficients, $\{\mathbf{x}_i, i = 1, \dots, N\}$ for factor scores, σ^2 for independent errors and $\{w, \tau\}$ involved in squared exponential covariance function (4). For convenience in notation, denote $\boldsymbol{\theta} \triangleq \{w, \tau, \sigma^2\}$ and Θ represents all parameters. Recall that (\mathbf{X}, \mathbf{A}) are the matrix forms of factor scores $\mathbf{x}_i = (x_{i1}, \dots, x_{iK})^\top$ and loading coefficients $\mathbf{a}_j = (a_{j1}, \dots, a_{jK})^\top$.

From the NSLFA model (1) and the definition (3) of GP prior, the marginal distribution of $\mathbf{Y}_j = (Y_{1j}, \dots, Y_{Nj})^\top$ given Θ is obtained as a multivariate normal distribution,

$$\mathbf{Y}_j \mid \Theta \sim N(\mathbf{0}_N, \sigma^2 \mathbf{I}_N + \mathbf{C}_j). \quad (5)$$

Then the joint posterior distribution of $(\mathbf{X}, \mathbf{A}, \theta)$ is calculated as follows (Lawrence, 2005):

$$p(\mathbf{X}, \mathbf{A}, \theta \mid \mathbf{Y}) \propto \prod_{j=1}^J p(\mathbf{Y}_j \mid \mathbf{X}, \mathbf{A}, \theta) p(\mathbf{X}) p(\theta).$$

Therefore, the maximum a posteriori distribution (MAP) estimates of $(\mathbf{X}, \mathbf{A}, \theta)$ can be obtained through maximizing the posterior density function, or the following log density function:

$$\ell_F(\mathbf{X}, \mathbf{A}, \theta) = \sum_{j=1}^J \left[-\frac{1}{2} \log |\sigma^2 \mathbf{I}_N + \mathbf{C}_j| - \frac{1}{2} \text{tr}((\sigma^2 \mathbf{I}_N + \mathbf{C}_j)^{-1} \mathbf{Y}_j \mathbf{Y}_j^T) \right] + \log p(\mathbf{X}). \quad (6)$$

Furthermore, in order to address identifiability, we need to impose the constraints on $\mathbf{a}_j \in \mathcal{D}_j$, $j = 1, \dots, J$, where $\mathcal{D}_j = \{\mathbf{a}_j \in \mathbb{R}^K : a_{jk} = 0 \text{ if } q_{jk} = 0\}$. The optimization of maximization of (6) requires the first derivatives of the objective function with respect to the unknown parameters, which are given in Appendix B.

Maximizing the log-likelihood function (6) directly to calculate the joint estimate of these four types of unknown parameters may lead to some numerical problems. We give an iterative estimation approach to solve this problem in the following subsections

2.3.2 An iterative estimation approach

From model (1), data are independent for $i = 1, \dots, N$ when given \mathbf{X}, \mathbf{A} and the unknown function, i.e., $Y_{ij} \mid f_j(\cdot), \mathbf{A}, \mathbf{X} \sim N(f_j(\mathbf{a}_j^\top \mathbf{x}_i), \sigma^2)$ independently for $i = 1, \dots, N$. The iterative approach starts with giving initial values of \mathbf{A} and \mathbf{X} .

Step 1: Estimate $\theta = (w, \tau, \sigma^2)$ given \mathbf{A} and \mathbf{X} . This is similar to the Empirical Bayesian approach discussed in Shi and Choi (2011). Specifically, we maximize log likelihood function of the marginal distribution of Y_{ij} to estimate $\theta = (w, \tau, \sigma^2)$,

$$\ell(\theta \mid \mathbf{Y}, \mathbf{A}, \mathbf{X}) = \sum_{j=1}^J \left[-\frac{N}{2} \log(2\pi) - \frac{1}{2} \log |\sigma^2 \mathbf{I}_N + \mathbf{C}_j| - \frac{1}{2} \text{tr}((\sigma^2 \mathbf{I}_N + \mathbf{C}_j)^{-1} \mathbf{Y}_j \mathbf{Y}_j^T) \right] + \log p(\mathbf{X}).$$

Once $\boldsymbol{\theta}$ is estimated, we can calculate the conditional distribution of $f_j(\cdot)$. Let $t_j^* = \mathbf{a}_j^\top \mathbf{x}^*$ and $t_{ij} = \mathbf{a}_j^\top \mathbf{x}_i$. Shi and Choi (2011)(p.19, formula (2.7)) gives the explicit analytic expression of the prediction of $f_j(t_j^*)$ at the data point t_j^* as follows

$$\mathbb{E}(f_j(t_j^*) | \mathcal{D}) = \boldsymbol{\psi}_j^\top(t_j^*) (\mathbf{C}_j + \sigma^2 \mathbf{I}_N)^{-1} \mathbf{Y}_j, \quad (7)$$

where $\boldsymbol{\psi}_j(t_j^*) = (k(t_j^*, t_{1j}), \dots, k(t_j^*, t_{Nj}))^\top$ is the covariance between $f_j(t_j^*)$ and $\mathbf{f}_j = (f_j(t_{1j}), \dots, f_j(t_{Nj}))^\top$.

Step 2: Estimate \mathbf{a}_j and \mathbf{x}_i given $f_j(\cdot)$, i.e., \mathbf{A} and \mathbf{X} separately for different i . Due to $Y_{ij}|f_j(\cdot) \sim N(f_j(\mathbf{a}_j^\top \mathbf{x}_i), \sigma^2)$ independently for $i = 1, \dots, N$, we can give the estimators for each i separately. For $i = 1, \dots, N$, $\mathbf{x}_i \in \arg \min_{\mathbf{x}} -\ell_i(\mathbf{x})$, where

$$\ell_i(\mathbf{x}) = \sum_{j=1}^J Y_{ij} f_j(\mathbf{a}_j^\top \mathbf{x}) - \frac{1}{2} (f_j(\mathbf{a}_j^\top \mathbf{x}))^2.$$

For $j = 1, \dots, J$, $\mathbf{a}_j \in \arg \min_{\mathbf{a}} -\ell_j(\mathbf{a})$, where

$$\ell_j(\mathbf{a}) = \sum_{i=1}^N Y_{ij} f_j(\mathbf{a}^\top \mathbf{x}_i) - \frac{1}{2} (f_j(\mathbf{a}^\top \mathbf{x}_i))^2.$$

Step 3: Repeat Step 1 and Step 2 until convergence. Both $\mathbf{x}_i = (x_{i1}, \dots, x_{iK})^\top$ and $\mathbf{a}_j = (a_{j1}, \dots, a_{jK})^\top$ in Step 2 are K dimensional vectors. Because K is relatively small, this optimization algorithm is easy to implement.

By the iterative algorithm, we can obtain the estimator of all parameters, then substituting those into Equation (7) to obtain an estimation of the unknown link function. More specifically, we use the mean vector $\boldsymbol{\mu}_j = \mathbf{C}_j (\mathbf{C}_j + \sigma^2 \mathbf{I}_N)^{-1} \mathbf{Y}_j$ as the estimator of \mathbf{f}_j .

We use the values of principle components in PCA as the initial values of \mathbf{X} and uniform prior for \mathbf{A} and $\boldsymbol{\theta}$. Ultimate value of \mathbf{X} , \mathbf{A} , $\boldsymbol{\theta}$ are estimated via the Scaled Conjugate Gradient(SCG) algorithm (Møller, 1993), we also use an easy optimization algorithm: gradient descent algorithm as an alternative, and we can get the same result although gradient descent algorithm has low speed of convergence.

3 Asymptotic Properties

In this section, we present the asymptotic properties for the estimators of parameters and unknown link function. Theorem 2 shows that the MAP estimators $\widehat{\mathbf{a}}_j^\top \widehat{\mathbf{x}}_i$ converge to the true value of parameter $\mathbf{a}_{j*}^\top \mathbf{x}_{i*}$ in probability by the general result of the consistency of the maximum-likelihood estimator in the discrete parameter stochastic processes in Rao (1980) and each latent factor is consistently estimated if satisfied the conditions of Theorem 1. Theorem 3 provides posterior consistency for (f_j, σ^2) given the MAP estimators.

Theorem 2. Let $(\mathbf{X}^*, \mathbf{A}^*) \in \mathcal{S}_Q$, where \mathcal{S}_Q is defined in the Appendix D.1, be the true factor scores and loading matrix, \mathbf{x}_{i*} is the i -th row of \mathbf{X}^* and \mathbf{a}_{j*} is the j -th row of \mathbf{A}^* . Let τ_*, θ_* be the true values of hyperparameters. Let $(\widehat{\mathbf{a}}_j^\top \widehat{\mathbf{x}}_i, \widehat{\tau}, \widehat{w})$ denote the MAP estimators of $(\mathbf{a}_{j*}^\top \mathbf{x}_{i*}, \tau_*, \theta_*)$. Under Assumptions A1-A4, the MAP estimators are consistent estimators. That is, for $j = 1, \dots, J$,

$$\widehat{\mathbf{a}}_j^\top \widehat{\mathbf{x}}_i \xrightarrow{p} \mathbf{a}_{j*}^\top \mathbf{x}_{i*}, \quad \widehat{\tau} \xrightarrow{p} \tau_* \text{ and } \widehat{w} \xrightarrow{p} w_* \text{ as } N \rightarrow \infty. \quad (8)$$

Moreover, if Q satisfies expression (2) and thus the k -th latent factor is structurally identifiable, then

$$\mathbb{E} \sin \angle \left(\mathbf{X}_{[1:N,k]}^*, \widehat{\mathbf{X}}_{[1:N,k]} \right) \rightarrow 0 \text{ as } N \rightarrow \infty. \quad (9)$$

Theorem 3. Let P_0 denote the joint conditional distribution of $\{Y_{ij}\}_{i=1}^\infty$ given the true factor scores \mathbf{X}^* and loading matrix \mathbf{A}^* . Assuming that f_{j*} is the true link, σ_*^2 is the true variance of noise. Under Assumptions A1-A4, for every $\epsilon > 0$,

$$\Pi \left\{ (f_j, \sigma) \in W_\epsilon \mid \mathbf{Y}, \widehat{\mathbf{a}}_j^\top \widehat{\mathbf{x}}_i, \sigma_*^2, \widehat{\tau}, \widehat{w} \right\} \rightarrow 1 \text{ in } P_0^N - \text{probability},$$

where

$$W_\epsilon = \left\{ (f_j, \sigma) : \left| f_j \left(\widehat{\mathbf{a}}_j^\top \widehat{\mathbf{x}}_i \right) - f_{j*} \left(\mathbf{a}_{j*}^\top \mathbf{x}_{i*} \right) \right| < \epsilon, \left| \frac{\sigma}{\sigma_*} - 1 \right| < \epsilon \right\}.$$

In other words, for each j , we have $f_j \left(\widehat{\mathbf{a}}_j^\top \widehat{\mathbf{x}}_i \right) \xrightarrow{p} f_{j*} \left(\mathbf{a}_{j*}^\top \mathbf{x}_{i*} \right)$ as $N \rightarrow +\infty$.

The proof of both theorems are given in Appendix D.2.

4 Numerical results

Numerical illustrations of the NSLFA model are made based on the implementation procedure described before. For simulated examples in Section 4.1, we consider two scenarios, one is that all the latent factors are identifiable and the other is that a latent factor is not identifiable. The ‘multi-phase oil flow’ data is discussed as an illustration of a real-world example in Section 4.2. More simulated examples are provided in Appendix C.

4.1 Simulated Examples

The true model to generate the data is Model (1) with the following setting

$$f_j(\mathbf{a}_j^\top \mathbf{x}) = \frac{1}{1 + e^{-\mathbf{a}_j^\top \mathbf{x}}}, \quad y_j = f_j(\mathbf{a}_j^\top \mathbf{x}) + \epsilon_j, \quad j = 1, \dots, J,$$

and $\epsilon_j \sim N(0, \sigma^2)$ where $\sigma^2 = 0.25$. To investigate the conditions of identifiability, we consider two scenarios, where the first one satisfies conditions of identifiability, but the second one violates them. Let $|\cdot|$ denote the cardinality of a set.

(i) *Scenario 1.* Set the design matrix as

$$Q_1^\top = \begin{pmatrix} 1 & 1 & \cdots & 0 & 0 & \cdots \\ 0 & 0 & \cdots & 1 & 1 & \cdots \end{pmatrix}.$$

All latent factors are structurally identifiable with this simple structure, the ‘‘simple structure’’ design is a safe design. Under the simple structure design, each manifest variable is associated with one and only one factor, where $|R_{Q_1}(\{k\})| = J/2, k = 1, 2$. Given Q_1 , $\mathbf{a}_j = (a_{j1}, 0)^\top$ for $j = 1, \dots, J/2$ and $\mathbf{a}_j = (0, a_{j2})^\top$ for $j = J/2 + 1, \dots, J$. Scenario 2 will be discussed in the next part. For both design structures, different values of J are considered and we let $N = 5J$. Specifically, we consider $J = 6, 10, 20, 30, \dots$. The factor scores $\mathbf{x}_1, \mathbf{x}_2$ and the loading coefficients \mathbf{a}_j s are generated iid from distributions over the ball $\{\mathbf{x} \in \mathbb{R}^2 : \|\mathbf{x}\| \leq 2.5\}$.

We use Models (1) and (3) (NSLFA) and the implementation method discussed in Section 2 to analyse the data. In this Simulation Study, we mainly investigate the convergence on estimating the latent variables and the unknown function. The former is measured by

correlation and sin value between the latent variables and their estimation. To validate the accuracy of the estimation of $\mathbf{X}\mathbf{A}$, we used the quantity $d_{\mathbf{X}\mathbf{A}} = \|\mathbf{X}_*\mathbf{A}_* - \widehat{\mathbf{X}}\widehat{\mathbf{A}}\|_F^2/NJ$, where $\|\mathbf{A}\|_F = \sqrt{\sum_i \sum_j a_{ij}^2}$ denotes the Frobenius norm on the matrix space and NJ is the total number of the elements of $\mathbf{X}_*\mathbf{A}_*$. To measure the convergence of the estimation of the unknown function f_j for $j = 1, \dots, J$, we used the quantity $d_f = \frac{\sum_{j=1}^J \|\hat{\mathbf{f}}_j - \mathbf{f}_{j*}\|^2}{NJ}$. For each sample size, 100 replications are conducted and we take the average of those measures. For the sake of simplicity and convenience of notation, we denote $\text{Corr}\mathbf{x}_1 = \text{corr}(\mathbf{x}_1, \hat{\mathbf{x}}_1)$, $\text{Corr}\mathbf{x}_2 = \text{corr}(\mathbf{x}_2, \hat{\mathbf{x}}_2)$, $\text{Sin}\mathbf{x}_1 = \text{sin}(\mathbf{x}_1, \hat{\mathbf{x}}_1)$ and $\text{Sin}\mathbf{x}_2 = \text{sin}(\mathbf{x}_2, \hat{\mathbf{x}}_2)$.

Table 1: The result of *NSLFA*, *Linear FA* and *GPLVM* in Scenario 1

		Corr \mathbf{x}_1	Corr \mathbf{x}_2	Sin \mathbf{x}_1	Sin \mathbf{x}_2	$d_{\mathbf{X}\mathbf{A}}$	d_f
<i>NSLFA</i>	$J=6$	0.88	0.90	0.38	0.33	2.47	0.578
	$J=10$	0.92	0.92	0.35	0.32	2.02	0.453
	$J=20$	0.98	0.98	0.21	0.22	0.98	0.332
	$J=30$	0.99	0.99	0.15	0.14	0.54	0.231
<i>Linear FA</i>	$J=6$	0.78	0.74	0.61	0.65	10.25	
	$J=10$	0.84	0.80	0.52	0.58	7.47	
	$J=20$	0.89	0.86	0.43	0.49	4.21	
	$J=30$	0.91	0.88	0.41	0.46	2.70	
	$J=40$	0.91	0.89	0.39	0.44	2.70	
	$J=50$	0.92	0.90	0.37	0.42	1.08	
<i>GPLVM</i>	$J=6$	0.32	0.18	0.94	0.98		0.325
	$J=10$	0.72	0.67	0.69	0.73		0.254
	$J=20$	0.79	0.72	0.60	0.69		0.161
	$J=30$	0.80	0.50	0.75	0.72		0.031
	$J=40$	0.85	0.44	0.52	0.89		0.025
	$J=50$	0.85	0.27	0.52	0.96		0.010

We use two gradient-based algorithm respectively in the step of optimization, both scale conjugate gradient algorithm and gradient descent algorithm lead to the same result although they have different convergence speed.

Table 2: The result of *Scenario 2* using NSLFA

	Corr \mathbf{x}_1	Corr \mathbf{x}_2	Sin \mathbf{x}_1	Sin \mathbf{x}_2	$d_{\mathbf{X}\mathbf{A}}$	d_f
$J=5$	0.88	0.43	0.38	0.88	3.75	0.820
$J=10$	0.92	0.43	0.35	0.86	3.12	0.675
$J=20$	0.98	0.47	0.21	0.84	2.26	0.451
$J=30$	0.99	0.49	0.15	0.81	1.37	0.235
$J=50$	0.99	0.56	0.03	0.78	0.09	0.110

As comparison, we also use a linear factor analysis model (denoted by LFA) and GPLVM (Lawrence, 2005). In LFA, we use the same constraints applied to the loading matrix while there are no constraints that can be imposed on GPLVM. The results of the simulation study are presented in Table 1 and Figures 1-2.

Figures 1 and 2 are the true value and estimation of x_1 and x_2 evaluated from 50 observations when $J = 10$ and $N = 50$ in Scenario 1 for one replication using NSLFA. For this replication, the estimation of x_1 is a good estimate of the true x_1 . In this case, the correlation between the true value and the estimate of x_1 is 0.92 and the value of sin is 0.35 based on 100 replications. The correlation is close to 1, indicating the identifiability of the estimated factor scores. It is also confirmed by the small sin values. The performance of the estimation for \mathbf{x}_2 is very similar in this case. The convergence of the estimation of the factor scores is mainly dependent on J . Table 1 shows the results with different values of J . It shows clearly that the correlation tends to 1 and the sin value tends to 0 as J is increasing. The accuracy on estimating unknown parameters involved in A and the unknown function f depends on both N and J . The former is measured by $d_{\mathbf{X}\mathbf{A}}$ while the latter is measured by d_f . The results reported in Table 1 show the good accuracy of the estimation for both groups of unknown quantities, and improved as N and J are increasing. Figure 3 shows the true value of f and its estimated value for one replication with $J = 10$ and $N = 50$.

Comparing the results by using LFA, we can see the accuracy on estimating both the factor scores and the parameters is not comparable with the proposed model NSLFA due to its ignorance nonlinearity as expected.

Both NSLFA and GPLVM have a good estimation of the unknown function. Even if the latent space lacks uniqueness, GPLVM still can extract meaningful information and capturing patterns in the data, leading to effective prediction performance. However, there is a lack of stability in accurately estimating the factor scores of the GPLVM model. The lack of stability is mainly attributed to the oversight of the identifiability of the factor scores. Ignoring identifiability can lead to multiple plausible solutions for the factor scores, resulting in unstable estimates.

(ii) *Scenario 2: a simulated example without satisfying identifiability conditions.* We use the same settings as those discussed in the previous part except the structure of the design matrix, where in Scenario 2,

$$Q_2^\top = \begin{pmatrix} 1 & 1 & \cdots & 1 & 1 & \cdots \\ 0 & 0 & \cdots & 1 & 1 & \cdots \end{pmatrix}.$$

The purpose of Scenario 2 in the simulation example is to investigate the conditions of identifiability. From the setting and Theorem 1, the factor x_1 is identifiable but x_2 is not. Given Q_2 , $\mathbf{a}_j = (a_{j1}, 0)^\top$ for $j = 1, \dots, J/2$ and $\mathbf{a}_j = (a_{j1}, a_{j2})^\top$ for $j = J/2 + 1, \dots, J$, $|R_{Q_2}(\{1\})| = 1/2 > 0$, $|R_{Q_2}(\{1, 2\})| = 1/2 > 0$ and $R_{Q_2}(\{2\})$ is empty, when $k = 2$,

$$\bigcap_{2 \in S, R_{Q_2}(S) \text{ non-empty}} S = \{1, 2\} \neq \{2\},$$

so the second factor is not identifiable.

As we can see from Table 2 that convergence of \mathbf{x}_1 is almost the same as in Scenario 1 and $\text{Corr}\mathbf{x}_2$ is not close to 1, $\text{Sin}\mathbf{x}_2$ not close to 0 even for large J , so estimation of \mathbf{x}_2 is not identifiable. In linear factor analysis, rotation ambiguity leads to nonidentifiability in both loading coefficients and factor scores, while the product of the loadings and factor scores remains constant. This is true for the NSLFA model as well, indicating that the convergence of $\mathbf{X}\mathbf{A}$ is not impacted. This is the fact shown in Table 2, we can find the accuracy of the estimation of $\mathbf{X}\mathbf{A}$ is comparable with the results given in Table 1 where the identifiability conditions are satisfied. The accuracy of the estimation improves as NJ increases. The same phenomenon is found for the estimation of the unknown function. The accuracy of the estimation is not affected by the identifiability conditions and is improving when the

sample size is increasing. This is because even if the latent space lacks uniqueness, factor analysis and other related models like GPLVM excel at extracting meaningful information and capturing patterns in the data, leading to effective prediction performance.

We have conducted simulation studies with different settings. Appendix C presented the results with $K = 3$ and $K = 5$ factors. We have the findings similar to the above.

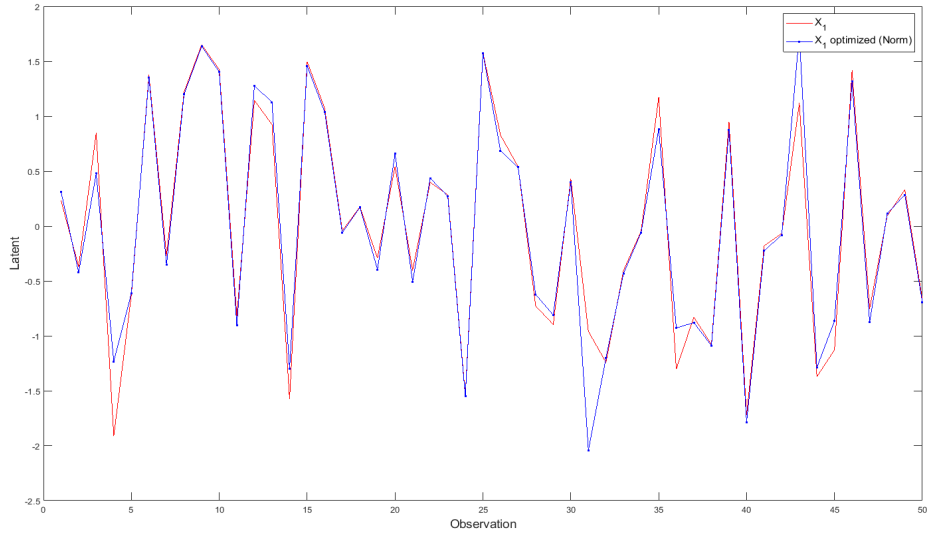


Figure 1: The true value and estimation of x_1 by using NSLFA in Scenario 1.

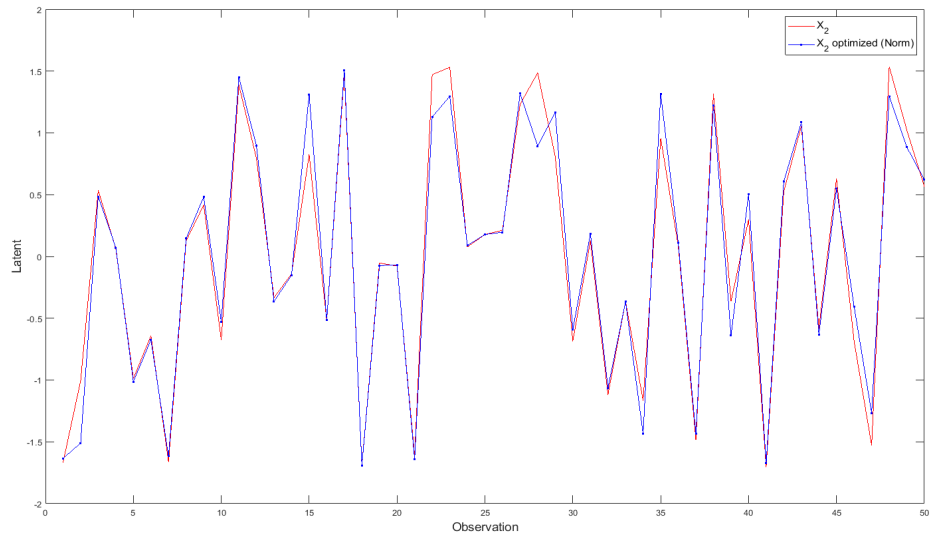


Figure 2: The true value and estimation of x_2 by using NSLFA in Scenario 1.

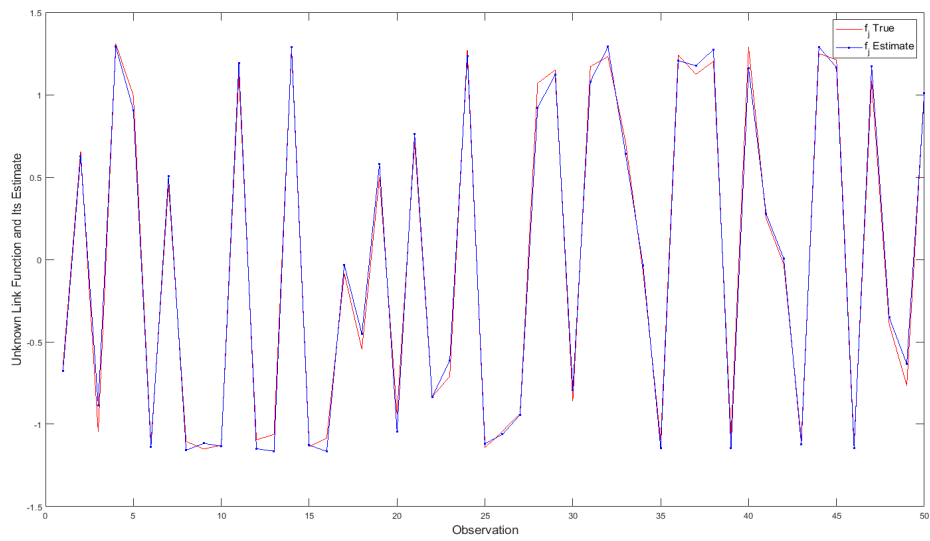


Figure 3: The true value and estimation of f_j by using NSLFA in Scenario 1.

4.2 Real Data Analysis

We use the ‘multi-phase oil flow’ data (Bishop and James, 1993) to illustrate the usefulness of NSLFA model for a real world example. This is synthetic data modelling non-intrusive measurements on a pipe-line transporting a mixture of oil, water and gas. The flow in the pipe takes one out of three possible configurations: horizontally stratified, nested annular or homogeneous mixture flow. The data are collected in a 12-dimensional measurement space, but for each configuration, there is only two degrees of freedom: the fraction of water and the fraction of oil. The fraction of gas is redundant, since the three fractions must sum to one. Hence, the data can be locally approximated 2-dimensional. The data set is artificially generated and therefore is known to lie on a lower dimensional manifold. For more details on the data see: <https://inverseprobability.com/3PhaseData.html>. Here we use a sub-sampled version of the data, containing 100 data points, to demonstrate the fitting of NSLFA model and the usefulness of the nonlinear model involved.

We conducted linear factor analysis on the data and used the varimax method to automatically set some coefficients to 0, in order to meet the identifiability conditions. After that, we compared our model with the linear factor analysis. In Figure 4 we show the visualisation obtained using the LFA and NSLFA model. The latent-space of NSLFA demonstrates significantly better results in terms of separating different flow phases compared to those obtained by the LFA model. To assess the quality of the visualizations objectively, we classified each data point based on the class of its nearest neighbor in the two-dimensional latent-space provided by each method. The classification error for LFA is 28, while for NSLFA it is only 7.

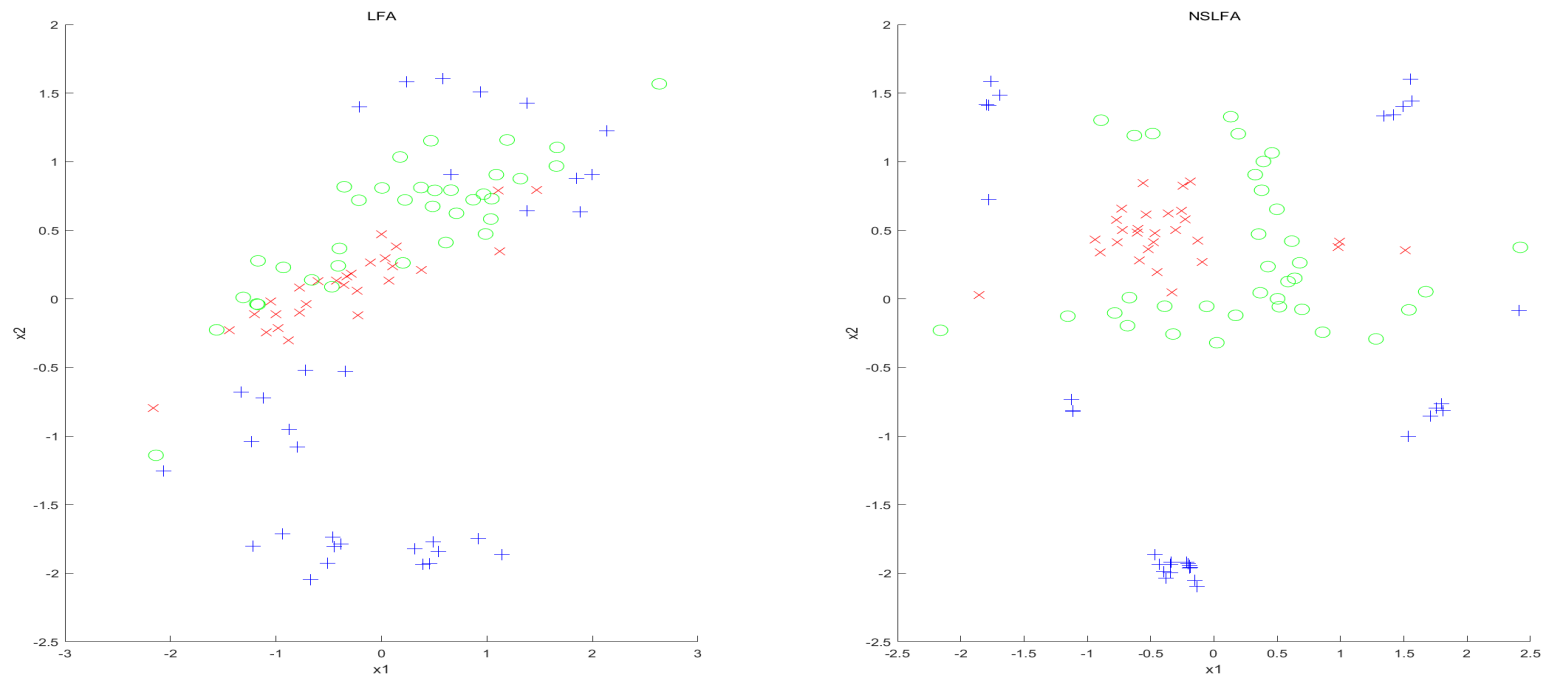


Figure 4: Visualisation of the Oil data with LFA(left) and NSLFA(right).

5 Discussion

In this paper, we develop a nonlinear structured latent factor analysis model that is capable of identifying and interpreting factors even when dealing with nonlinear data. We study how design information affects the identifiability and estimability of NSLAF model. We give necessary and sufficient conditions to achieve the structural identifiability of a given latent factor. We give an iterative two-step approach to recover the structurally identifiable latent factors and efficiently estimate the unknown function. In simulation study, our NSLAF model performs better than both LFA model and GPLVM. And we also demonstrate the model on a real-world data set.

The proposed NSLFA models (1) and (3) are an extension of high dimensional single index models (Radchenko, 2015) to a latent variable model. A more general model is to replace (1) by $Y_j = f_j(x_1, \dots, x_K) + \varepsilon_j$, where f_j is unknown. This method is similar to the GPLVM (Lawrence, 2005; Damianou et al., 2021; Lalchand et al., 2022), which is popular in machine learning and other areas. But the identifiability problem is usually ignored, which is not a problem when the model is used in prediction or classification, but the nonidentifiability limits the interpretation of the latent scores and then limits the application. Research along this direction is carrying on.

References

- Abdi, H. (2003). Factor rotations in factor analyses. *Encyclopedia for Research Methods for the Social Sciences*. Sage: Thousand Oaks, CA, pages 792–795.
- Acharya, A., Ghosh, J., and Zhou, M. (2015). Nonparametric bayesian factor analysis for dynamic count matrices. In *Artificial Intelligence and Statistics*, pages 1–9. PMLR.
- Bartholomew, D. J., Knott, M., and Moustaki, I. (2011). *Latent variable models and factor analysis: A unified approach*, volume 904. John Wiley & Sons.
- Basawa, I. and Rao, B. (1980). *Statistical Inference for Stochastic Processes*. Academic Press, London.
- Bishop, C. M. and James, G. D. (1993). Analysis of multiphase flows using dual-energy gamma densitometry and neural networks. *Nuclear Instruments and Methods in Physics Research Section A: Accelerators, Spectrometers, Detectors and Associated Equipment*, 327(2-3):580–593.
- Chen, Y., Li, X., and Zhang, S. (2020). Structured latent factor analysis for large-scale data: Identifiability, estimability, and their implications. *Journal of the American Statistical Association*, 115(532):1756–1770.
- Choi, T. and Schervish, M. J. (2007). On posterior consistency in nonparametric regression problems. *Journal of Multivariate Analysis*, 98(10):1969–1987.
- Choi, T., Shi, J. Q., and Wang, B. (2011). A gaussian process regression approach to a single-index model. *Journal of Nonparametric Statistics*, 23(1):21–36.
- Damianou, A., Lawrence, N. D., and Ek, C. H. (2021). Multi-view learning as a nonparametric nonlinear inter-battery factor analysis. *The Journal of Machine Learning Research*, 22(1):3867–3917.
- Damianou, A., Titsias, M., and Lawrence, N. (2011). Variational gaussian process dynamical systems. *Advances in Neural Information Processing Systems*, 24.
- Harrington, D. (2009). *Confirmatory factor analysis*. Oxford university press.

- Lalchand, V., Ravuri, A., and Lawrence, N. D. (2022). Generalised gplvm with stochastic variational inference. In *International Conference on Artificial Intelligence and Statistics*, pages 7841–7864. PMLR.
- Lawrence, N. (2005). Probabilistic non-linear principal component analysis with Gaussian process latent variable models. *Journal of Machine Learning Research*, 6:1783–1816.
- Leeb, W. (2021). A note on identifiability conditions in confirmatory factor analysis. *Statistics & Probability Letters*, 178:109190.
- Li, L., Wu, J., Ding, X., Hong, Q., and Zeng, D. (2016). Speech enhancement based on nonparametric factor analysis. In *2016 10th International Symposium on Chinese Spoken Language Processing (ISCSLP)*, pages 1–5. IEEE.
- McCabe, G. P. (1984). Principal variables. *Technometrics*, 26(2):137–144.
- McDonald, R. P. (1962). A general approach to nonlinear factor analysis. *Psychometrika*, 27(4):397–415.
- Møller, M. F. (1993). A scaled conjugate gradient algorithm for fast supervised learning. *Neural networks*, 6(4):525–533.
- Paisley, J. and Carin, L. (2009). Nonparametric factor analysis with beta process priors. In *Proceedings of the 26th annual international conference on machine learning*, pages 777–784.
- Papastamoulis, P. and Ntzoufras, I. (2022). On the identifiability of bayesian factor analytic models. *Statistics and Computing*, 32(2):23.
- Radchenko, P. (2015). High dimensional single index models. *Journal of Multivariate Analysis*, 139:266–282.
- Rao, B. P. (1980). Asymptotic inference for stochastic processes.
- Rasmussen, C. E. and Williams, C. K. I. (2006). *Gaussian Processes for Machine Learning*. The MIT Press, Cambridge, MA.

- Rohe, K. and Zeng, M. (2020). Vintage factor analysis with varimax performs statistical inference. *arXiv preprint arXiv:2004.05387*.
- Shi, J. Q. and Choi, T. (2011). *Gaussian Process Regression Analysis for Functional Data*. Chapman & Hall/CRC, London.
- Wang, J., Hertzmann, A., and Fleet, D. J. (2005). Gaussian process dynamical models. *Advances in neural information processing systems*, 18.
- Wang, Z., Noh, M., Lee, Y., and Shi, J. Q. (2021). A general robust t-process regression model. *Computational Statistics & Data Analysis*, 154:107093.
- Yalcin, I. and Amemiya, Y. (2001). Nonlinear factor analysis as a statistical method. *Statistical science*, pages 275–294.
- Zhou, M. (2018). Nonparametric bayesian negative binomial factor analysis. *Bayesian Analysis*, 13(4):1065–1093.

A Multivariate linear regression model

To help understanding, we put the definition of the multivariate linear regression model is

$$\mathbf{y}_i = \mathbf{A}^\top \mathbf{x}_i + \boldsymbol{\epsilon}_i$$

for $i = 1, \dots, N$, where the response variables $\mathbf{y}_i = (Y_1, \dots, Y_J)^\top$ and $J \geq 2$, the predictor variables $\mathbf{x}_i = (x_1, x_2, \dots, x_K)^\top$. So we can define the GP linear FA model as (too difficult, need to consider the correlation in \mathbf{f}):

$$\mathbf{y}_i = \mathbf{f}(\mathbf{A}^\top \mathbf{x}_i + \boldsymbol{\epsilon}_i)$$

For details, we can write

$$\mathbf{Z} = \mathbf{X}\mathbf{A} + \mathbf{E},$$

where the $N \times J$ matrix

$$\mathbf{Z} = \begin{bmatrix} Y_{1,1} & Y_{1,2} & \dots & Y_{1,J} \\ Y_{2,1} & Y_{2,2} & \dots & Y_{2,J} \\ \vdots & \vdots & \ddots & \vdots \\ Y_{N,1} & Y_{N,2} & \dots & Y_{N,J} \end{bmatrix} = \begin{bmatrix} \mathbf{Y}_1 & \mathbf{Y}_2 & \dots & \mathbf{Y}_J \end{bmatrix} = \begin{bmatrix} \mathbf{y}_1^\top \\ \vdots \\ \mathbf{y}_N^\top \end{bmatrix}.$$

The $N \times K$ design matrix of predictor variables is

$$\mathbf{X} = \begin{bmatrix} x_{1,1} & x_{1,2} & \dots & x_{1,K} \\ x_{2,1} & x_{2,2} & \dots & x_{2,K} \\ \vdots & \vdots & \ddots & \vdots \\ x_{N,1} & x_{N,2} & \dots & x_{N,K} \end{bmatrix} = \begin{bmatrix} \mathbf{v}_1 & \mathbf{v}_2 & \dots & \mathbf{v}_K \end{bmatrix} = \begin{bmatrix} \mathbf{x}_1^\top \\ \vdots \\ \mathbf{x}_N^\top \end{bmatrix}.$$

The $K \times J$ matrix

$$\mathbf{A} = \begin{bmatrix} a_{1,1} & a_{1,2} & \dots & a_{1,J} \\ a_{2,1} & a_{2,2} & \dots & a_{2,J} \\ \vdots & \vdots & \ddots & \vdots \\ a_{K,1} & a_{K,2} & \dots & a_{K,J} \end{bmatrix} = \begin{bmatrix} \mathbf{a}_1 & \mathbf{a}_2 & \dots & \mathbf{a}_J \end{bmatrix}.$$

The $N \times J$ matrix

$$\mathbf{E} = \begin{bmatrix} \epsilon_{1,1} & \epsilon_{1,2} & \cdots & \epsilon_{1,J} \\ \epsilon_{2,1} & \epsilon_{2,2} & \cdots & \epsilon_{2,J} \\ \vdots & \vdots & \ddots & \vdots \\ \epsilon_{N,1} & \epsilon_{N,2} & \cdots & \epsilon_{N,J} \end{bmatrix} = \begin{bmatrix} \mathbf{e}_1 & \mathbf{e}_2 & \cdots & \mathbf{e}_J \end{bmatrix} = \begin{bmatrix} \boldsymbol{\epsilon}_1^\top \\ \vdots \\ \boldsymbol{\epsilon}_N^\top \end{bmatrix}.$$

B Log-likelihood derivatives

B.1 Hyperparameter first derivatives

Let $\boldsymbol{\theta} = (w, \tau, \sigma^2)$ be the vector of kernel hyperparameters. Let $\mathbf{K}_j = \sigma^2 \mathbf{I}_N + \mathbf{C}_j$, the log-likelihood gradient is then given by

$$\begin{aligned} \frac{\partial \ell(\mathbf{X}, \mathbf{A})}{\partial \boldsymbol{\theta}} &= \sum_{j=1}^J \left[-\frac{1}{2} \text{tr} \left(\mathbf{K}_j^{-1} \frac{\partial \mathbf{K}_j}{\partial \boldsymbol{\theta}} \right) + \frac{1}{2} \left(\mathbf{Y}_j^T \mathbf{K}_j^{-1} \frac{\partial \mathbf{K}_j}{\partial \boldsymbol{\theta}} \mathbf{K}_j^{-1} \mathbf{Y}_j \right) \right] \\ &= \sum_{j=1}^J \frac{1}{2} \text{tr} \left((\boldsymbol{\alpha}_j \boldsymbol{\alpha}_j^T - \mathbf{K}_j^{-1}) \frac{\partial \mathbf{K}_j}{\partial \boldsymbol{\theta}} \right), \quad \text{where } \boldsymbol{\alpha}_j = \mathbf{K}_j^{-1} \mathbf{Y}_j. \end{aligned}$$

The derivatives $\partial \mathbf{K}_j / \partial \boldsymbol{\theta}$ are $N \times N$ dimensional matrices as follows

$$\begin{aligned} \left(\frac{\partial \mathbf{K}_j}{\partial w} \right) &= -\frac{1}{2} \mathbf{D}_{j1} \odot (\mathbf{K}_j - \sigma^2 \mathbf{I}_N), \\ \left(\frac{\partial \mathbf{K}_j}{\partial \tau} \right) &= \frac{1}{\tau} (\mathbf{K}_j - \sigma^2 \mathbf{I}_N), \\ \left(\frac{\partial \mathbf{K}_j}{\partial \sigma^2} \right) &= \mathbf{I}_N, \end{aligned}$$

where \odot represents the Hadamard (element-wise) product and \mathbf{D}_{j1} is also an $N \times N$ matrix whose il^{th} element is given by $(\mathbf{a}_j^\top \mathbf{x}_i - \mathbf{a}_j^\top \mathbf{x}_l)^2$.

B.2 Latent variables first derivatives

The first derivatives of the log-likelihood with respect the new latent variables is as follows

$$\begin{aligned} c_{ik} &= \frac{\partial \ell(\mathbf{X}, \mathbf{A})}{\partial x_{ik}} = \sum_{j=1}^J \left[-\frac{1}{2} \text{tr} \left(\mathbf{K}_j^{-1} \frac{\partial \mathbf{K}_j}{\partial x_{ik}} \right) + \frac{1}{2} \left(\mathbf{Y}_j^T \mathbf{K}_j^{-1} \frac{\partial \mathbf{K}_j}{\partial x_{ik}} \mathbf{K}_j^{-1} \mathbf{Y}_j \right) \right] \\ &= \sum_{j=1}^J \left[\frac{1}{2} \text{tr} \left((\boldsymbol{\alpha}_j \boldsymbol{\alpha}_j^T - \mathbf{K}_j^{-1}) \frac{\partial \mathbf{K}_j}{\partial x_{ik}} \right) \right], \quad \text{where } \boldsymbol{\alpha}_j = \mathbf{K}_j^{-1} \mathbf{Y}_j. \end{aligned}$$

The $\partial \mathbf{K}_j / \partial x_{ik}$ is an $N \times N$ sparse matrix of all zeros but the i^{th} row and column; the $(i, i)^{\text{th}}$ position is also zero, that is

$$\left(\frac{\partial \mathbf{K}_j}{\partial x_{ik}} \right) = \begin{pmatrix} \cdots & * & \cdots \\ \vdots & c_{li} & \vdots \\ \vdots & * & \vdots \\ * & c_{il} & 0 & * & * \\ \vdots & * & \vdots \\ \cdots & * & \cdots \end{pmatrix}.$$

The elements c_{il} of the i^{th} row/column are given by

$$c_{il} = \left(\frac{\partial \mathbf{K}_j(i, l)}{\partial x_{ik}} \right) = -w(\mathbf{a}_j^\top \mathbf{x}_i - \mathbf{a}_j^\top \mathbf{x}_l) a_{jk} \mathbf{C}_j(i, l).$$

Given the sparse structure of $\partial \mathbf{K}_j / \partial x_{ik}$ and the symmetry of $\boldsymbol{\alpha}_j \boldsymbol{\alpha}_j^\top - \mathbf{K}_j^{-1}$, then the trace calculation simplifies somewhat. Let us see that with a specific example how to calculate $\text{tr}(\mathbf{A}\mathbf{B})$. The matrices \mathbf{A} and \mathbf{B} are symmetric and the latter is also sparse as already discussed. Then,

$$\begin{aligned} & \text{tr} \left[\begin{pmatrix} a_{11} & a_{12} & a_{13} & \cdots & a_{1N} \\ a_{21} & a_{22} & a_{23} & \cdots & a_{2N} \\ a_{31} & a_{32} & a_{33} & \cdots & a_{3N} \\ \vdots & & \vdots & & \vdots \\ a_{N1} & a_{N2} & a_{N3} & \cdots & a_{NN} \end{pmatrix} \begin{pmatrix} 0 & 0 & b_1 & \cdots & 0 \\ 0 & 0 & b_2 & \cdots & 0 \\ b_1 & b_2 & 0 & \cdots & b_N \\ \vdots & \vdots & \vdots & & \vdots \\ 0 & 0 & b_N & \cdots & 0 \end{pmatrix} \right] \\ &= a_{13}b_1 + a_{23}b_2 + (a_{31}b_1 + a_{32}b_2 + 0 + \dots + a_{3N}b_N) + \dots + a_{N3}b_N \\ &= (a_{13} + a_{31})b_1 + (a_{23} + a_{32})b_2 + 0 + \dots + (a_{3N} + a_{N3})b_N \\ &= 2(a_{13}b_1 + a_{23}b_2 + 0 + \dots + a_{3N}b_N). \end{aligned}$$

B.3 Factor loadings first derivatives

For those $a_{mk} \neq 0$ as indicated by design matrix Q , the first derivatives of the log-likelihood with respect the factor loadings is as follows

$$\begin{aligned} \frac{\partial \ell(\mathbf{X}, \mathbf{A})}{\partial a_{mk}} &= \sum_{j=1}^J \left[-\frac{1}{2} \text{tr} \left(\mathbf{K}_j^{-1} \frac{\partial \mathbf{K}_j}{\partial a_{mk}} \right) + \frac{1}{2} \left(\mathbf{Y}_j^T \mathbf{K}_j^{-1} \frac{\partial \mathbf{K}_j}{\partial a_{mk}} \mathbf{K}_j^{-1} \mathbf{Y}_j \right) \right] \\ &= \sum_{j=1}^J \left[\frac{1}{2} \text{tr} \left((\boldsymbol{\alpha}_j \boldsymbol{\alpha}_j^T - \mathbf{K}_j^{-1}) \frac{\partial \mathbf{K}_j}{\partial a_{mk}} \right) \right], \quad \text{where} \quad \boldsymbol{\alpha}_j = \mathbf{K}_j^{-1} \mathbf{Y}_j. \end{aligned}$$

$\partial \mathbf{K}_j / \partial a_{mk} = \mathbf{0}$ if $j \neq m$ and $\partial \mathbf{K}_j / \partial a_{jk} = -\mathbf{D}_{j2} \odot (\mathbf{K}_j - \sigma^2 \mathbf{I}_n)$, where \odot represents the Hadamard (element-wise) product and \mathbf{D}_{j2} is also an $n \times n$ matrix whose il^{th} element is given by $w(\mathbf{a}_j^T \mathbf{x}_i - \mathbf{a}_j^T \mathbf{x}_l)(x_{ik} - x_{lk})$.

C Simulated examples

In this section, we present additional simulation studies, aiming to demonstrate the robustness of the conclusions derived from the simulation study. Here we consider $K = 3$ and 5 and more manifest variables. We examine two scenarios: the first scenario satisfies the identifiability conditions, while the second scenario violates them, with all other conditions remaining consistent with the simulation study.

Setting 1. A simple structure is not necessary for a good measurement design. A latent factor can still be identified even when it is always measured together with some other factors, we call this a mixed structure. In Setting 1, we consider $K = 3$. We consider two scenarios, where the first one satisfies conditions of identifiability, but the second one violates them. To be specific, in the first scenario,

$$Q_1^T = \begin{pmatrix} 1 & 1 & 0 & \cdots & 1 & 1 & 0 & \cdots \\ 1 & 0 & 1 & \cdots & 1 & 0 & 1 & \cdots \\ 0 & 1 & 1 & \cdots & 0 & 1 & 1 & \cdots \end{pmatrix},$$

all latent factors are structurally identifiable even when there is no item measuring a single

latent factor, where $|R_{Q_1}(S)| = J/3, S = \{1, 2\}, \{1, 3\}$ and $\{2, 3\}$. In the second scenario,

$$Q_2^\top = \begin{pmatrix} 1 & 1 & 0 & \cdots & 1 & 1 & 0 & \cdots \\ \mathbf{0} & 0 & 1 & \cdots & \mathbf{0} & 0 & 1 & \cdots \\ 0 & 1 & 1 & \cdots & 0 & 1 & 1 & \cdots \end{pmatrix},$$

the first and the third latent factors are identifiable, while the second latent factor is not identifiable, the design structure is given by $|R_{Q_2}(S)| = J/3, S = \{1\}, \{1, 3\}$ and $\{2, 3\}$. For both design structures above, a range of J values are considered and we let $N = 5J$. Specifically, we consider $J = 6, 12, 21, 30, 99, \dots, 252$.

Table 3: The result of *NSLFA*, *Linear FA* and *GPLVM* in Setting 1

		Corr \mathbf{x}_1	Corr \mathbf{x}_2	Corr \mathbf{x}_3	Sin \mathbf{x}_1	Sin \mathbf{x}_2	Sin \mathbf{x}_3	$d_{\mathbf{X}\mathbf{A}}$	d_f
<i>NSLFA</i>	$J=6$	0.82	0.83	0.82	0.45	0.44	0.45	7.77	0.615
	$J=12$	0.85	0.88	0.86	0.40	0.39	0.41	6.71	0.521
	$J=21$	0.90	0.89	0.90	0.38	0.38	0.38	6.45	0.410
	$J=30$	0.92	0.91	0.92	0.34	0.34	0.32	3.56	0.398
	$J=99$	0.95	0.95	0.93	0.15	0.17	0.16	1.45	0.215
	$J=252$	0.99	0.99	0.99	0.15	0.12	0.10	0.50	0.175
<i>Linear FA</i>	$J=6$	0.60	0.65	0.63	0.75	0.80	0.77	25.45	
	$J=12$	0.68	0.65	0.68	0.65	0.68	0.67	18.63	
	$J=21$	0.75	0.73	0.73	0.51	0.56	0.49	14.25	
	$J=30$	0.80	0.78	0.79	0.49	0.45	0.42	10.25	
	$J=99$	0.85	0.85	0.84	0.37	0.35	0.36	7.55	
	$J=252$	0.85	0.87	0.86	0.35	0.37	0.40	5.53	
<i>GPLVM</i>	$J=6$	0.50	0.35	0.23	0.85	0.98	0.99		0.580
	$J=12$	0.58	0.31	0.24	0.86	0.99	0.99		0.451
	$J=21$	0.58	0.31	0.33	0.81	0.96	0.99		0.336
	$J=30$	0.55	0.14	0.33	0.79	0.99	0.95		0.221
	$J=60$	0.58	0.45	0.22	0.77	0.98	0.96		0.120

Setting 2. More complex structures are considered with $K = 5$. Two scenarios are considered, where in the first scenario, all the factors are identifiable, while in the second scenario, there

Table 4: The result of *scenario 2* in Setting 1

	Corr \mathbf{x}_1	Corr \mathbf{x}_2	Corr \mathbf{x}_3	Sin \mathbf{x}_1	Sin \mathbf{x}_2	Sin \mathbf{x}_3	$d_{\mathbf{X}\mathbf{A}}$	d_f
$J=6$	0.82	0.45	0.82	0.45	0.85	0.45	9.57	0.815
$J=12$	0.85	0.48	0.86	0.40	0.80	0.41	7.65	0.621
$J=21$	0.90	0.51	0.90	0.38	0.76	0.38	6.89	0.410
$J=30$	0.92	0.54	0.92	0.34	0.70	0.32	5.45	0.398
$J=99$	0.95	0.57	0.93	0.15	0.61	0.16	3.55	0.254
$J=252$	0.99	0.58	0.99	0.15	0.60	0.10	1.78	0.141

are some factors that cannot be identifiable. To be specific, in scenario 1,

$$Q_1^\top = \begin{pmatrix} 1 & 0 & 0 & 1 & 1 & \cdots & 1 & 0 & 0 & 1 & 1 & \cdots \\ 1 & 1 & 0 & 0 & 1 & \cdots & 1 & 1 & 0 & 0 & 1 & \cdots \\ 1 & 1 & 1 & 0 & 0 & \cdots & 1 & 1 & 1 & 0 & 0 & \cdots \\ 0 & 1 & 1 & 1 & 0 & \cdots & 0 & 1 & 1 & 1 & 0 & \cdots \\ 0 & 0 & 1 & 1 & 1 & \cdots & 0 & 0 & 1 & 1 & 1 & \cdots \end{pmatrix},$$

all latent factors are structurally identifiable with with a mixed structure, where $|R_{Q_1}(S)| = J/5$, $S = \{1, 2, 3\}, \{2, 3, 4\}, \{3, 4, 5\}, \{4, 5, 1\}$, and $\{5, 1, 2\}$. In scenario 2,

$$Q_2^\top = \begin{pmatrix} 1 & 0 & 0 & 1 & 1 & \cdots & 1 & 0 & 0 & 1 & 1 & \cdots \\ 1 & 1 & 0 & 0 & 1 & \cdots & 1 & 1 & 0 & 0 & 1 & \cdots \\ 1 & 1 & 1 & 0 & 0 & \cdots & 1 & 1 & 1 & 0 & 0 & \cdots \\ \mathbf{1} & \mathbf{1} & \mathbf{1} & \mathbf{1} & \mathbf{0} & \cdots & \mathbf{1} & \mathbf{1} & \mathbf{1} & \mathbf{1} & \mathbf{0} & \cdots \\ 0 & 0 & 1 & 1 & 1 & \cdots & 0 & 0 & 1 & 1 & 1 & \cdots \end{pmatrix},$$

only the third latent factor is not identifiable, the design structure is given by $|R_{Q_2}(S)| = J/5$, $S = \{1, 2, 3, 4\}, \{2, 3, 4\}, \{3, 4, 5\}, \{4, 5, 1\}$, and $\{5, 1, 2\}$.

Table 5: The result of *NSLFA*, *Linear FA* and *GPLVM* in Setting 2

		Corr \mathbf{x}_1	Corr \mathbf{x}_3	Sin \mathbf{x}_1	Sin \mathbf{x}_3	$d_{\mathbf{X}\mathbf{A}}$	d_f
<i>NSLFA</i>	$J=10$	0.70	0.71	0.65	0.60	35.45	0.915
	$J=50$	0.75	0.78	0.52	0.56	27.10	0.821
	$J=100$	0.82	0.83	0.46	0.43	14.21	0.610
	$J=150$	0.87	0.90	0.34	0.32	13.65	0.498
	$J=200$	0.93	0.95	0.17	0.16	5.73	0.410
	$J=300$	0.99	0.99	0.12	0.16	0.25	0.310
	$J=500$	0.99	0.99	0.12	0.16	0.15	0.110
<i>Linear FA</i>	$J=10$	0.51	0.50	0.85	0.82	45.55	
	$J=50$	0.57	0.60	0.71	0.77	39.10	
	$J=100$	0.66	0.67	0.69	0.65	26.81	
	$J=150$	0.78	0.80	0.47	0.50	16.61	
	$J=200$	0.80	0.80	0.44	0.44	9.56	
	$J=300$	0.82	0.81	0.41	0.41	8.87	
	$J=500$	0.82	0.81	0.41	0.38	8.74	
<i>GPLVM</i>	$J=10$	0.51	0.10	0.85	0.99		0.780
	$J=50$	0.57	0.15	0.81	0.99		0.610
	$J=100$	0.60	0.11	0.80	0.99		0.410

D Technical details

D.1 Regular conditions

We now characterize the structural identifiability under suitable regularity conditions. Recall that design matrix $Q \in \{0, 1\}^{\mathbb{Z} \times \bar{k}}$. Our first regularity assumption is about the stability of the Q matrix.

A1 The set $R_Q(S) = \{j : q_{jk} = 1, \text{ if } k \in S \text{ and } q_{jk} = 0, \text{ if } k \notin S, 1 \leq j \leq J\}$ is non-empty for any subset $S \subset \{1, \dots, K\}$.

Table 6: The result of *scenario 2* in Setting 2

	Corr \mathbf{x}_1	Corr \mathbf{x}_3	Sin \mathbf{x}_1	Sin \mathbf{x}_3	$d_{\mathbf{X}\mathbf{A}}$	d_f
$J=10$	0.70	0.41	0.65	0.85	30.82	0.915
$J=50$	0.75	0.45	0.52	0.81	26.33	0.721
$J=100$	0.82	0.49	0.46	0.78	15.77	0.610
$J=150$	0.87	0.52	0.34	0.61	11.56	0.498
$J=200$	0.93	0.55	0.17	0.54	4.33	0.378
$J=300$	0.99	0.57	0.12	0.52	2.12	0.260
$J=500$	0.99	0.58	0.12	0.51	1.71	0.110

A2 The parameter space $\mathcal{S}_Q \subset \mathbb{R}^{\mathbb{Z}_+ \times K} \times \mathbb{R}^{J \times K}$, $\mathcal{S}_Q = \mathcal{S}_Q^{(1)} \times \mathcal{S}_Q^{(2)}$, here we define

$$\mathcal{S}_Q^{(1)} = \{\mathbf{X} \in \mathbb{R}^{\mathbb{Z}_+ \times K} : \|\mathbf{x}_i\| \leq C \text{ and } \gamma(\mathbf{X}) > 0\}$$

and

$$\mathcal{S}_Q^{(2)} = \{\mathbf{A} \in \mathbb{R}^{J \times K} : \|\mathbf{a}_j\| \leq C, \text{ the columns of } \mathbf{A}_{[R_Q(S), S]} \text{ are linearly independent}\},$$

where C is a positive constant, $\mathbf{A}_{[R_Q(S), S]}$ is a submatrix of \mathbf{A} consisting of the rows indexed by $R_Q(S)$ and the columns indexed by S , the γ function is defined as:

$$\gamma(\mathbf{X}) \triangleq \liminf_{n \rightarrow \infty} \frac{\sigma_m(\mathbf{X}_{[1:n, 1:m]})}{\sqrt{n}},$$

and $\sigma_1(\mathbf{X}) \geq \sigma_2(\mathbf{X}) \geq \dots \geq \sigma_m(\mathbf{X})$ are the singular values of a matrix $\mathbf{X} \in \mathbb{R}^{n \times m}$, in a descending order.

A3 $\phi_k(\mathbf{a}_j^\top \mathbf{x}_i)$ defined in the proof of Theorem 2 in Appendix D.2 is thrice differentiable with respect to $\mathbf{a}_j^\top \mathbf{x}_i$ for each $j \in \{1, 2, \dots, J\}$.

A4 f_j^* is continuously differentiable on a compact set.

D.2 Proofs

Proof of Theorem 1: Proof by contradiction. If $\{k\} = \bigcap_{k \in S, R_Q(S) \text{ non-empty}} S$, is not satisfied, then there are two cases: (1) $\{k, k'\} \subset \bigcap_{k \in S, R_Q(S) \text{ non-empty}} S$ for some $k' \neq k$, and

(2) $\emptyset = \bigcap_{k \in S, R_Q(S) \text{ non-empty}} S$. For these two cases, we follow Chen et al. (2020) to construct $(\tilde{\mathbf{X}}, \tilde{\mathbf{A}}), (\mathbf{X}', \mathbf{A}') \in \mathcal{S}_Q$.

According to the proof of Proposition 1 in Chen et al. (2020), we construct $(\mathbf{X}, \mathbf{A}) \in \mathcal{S}_Q$

where $\mathbf{X} = C \begin{bmatrix} I_K \\ I_K \\ \vdots \end{bmatrix}$. For each S , when $R_Q(S)$ is a empty set, we construct $\mathbf{A}_{[R_Q(S), 1:K]} = \mathbf{0}$.

When $R_Q(S)$ is non-empty, we construct $\mathbf{A}_{[R_Q(S), S]} = C \begin{bmatrix} I_{|S|} \\ I_{|S|} \\ \vdots \end{bmatrix}$, where I_m denotes the $m \times m$ Identity matrix.

Case 1: $\{k, k'\} \subset \bigcap_{k \in S, R_Q(S) \text{ non-empty}} S$. Let $\tilde{\mathbf{X}} = \frac{1}{2}\mathbf{X}$, $\tilde{\mathbf{A}} = \frac{1}{2}\mathbf{A}$, and the $(\mathbf{X}', \mathbf{A}')$ are constructed as follows,

$$x'_{im} = \begin{cases} x_{im}/2 & \text{if } m \neq k \\ (x_{ik} - x_{ik'})/2 & \text{if } m = k \end{cases} \quad \text{and } a'_{jm} = \begin{cases} a_{jm}/2 & \text{if } m \neq k' \\ (a_{jk} + a_{jk'})/2 & \text{if } m = k', \end{cases}$$

It is easy to check that $\sum_{m=1}^K x'_{im} a'_{jm} = \sum_{m=1}^K \tilde{x}_{im} \tilde{a}_{jm}$ for all $i \in \mathbb{Z}_+$, $j \in \{1, \dots, J\}$, i.e., $\tilde{\mathbf{a}}_j^\top \tilde{\mathbf{x}}_i = \mathbf{a}'_j{}^\top \mathbf{x}'_i$ for all $i \in \mathbb{Z}_+$, $j \in \{1, \dots, J\}$. Since $\mathbf{Y}_j \mid \mathbf{a}_j, \mathbf{x}_i, \tau, w, \sigma^2 \sim N(\mathbf{0}_N, \sigma^2 \mathbf{I}_N + \mathbf{C}_j)$ where

$$\mathbf{C}_j(i, l) = \text{Cov}(f(\mathbf{a}_j^\top \mathbf{x}_i), f(\mathbf{a}_j^\top \mathbf{x}_l)) = \tau \exp\left(-\frac{w(\mathbf{a}_j^\top \mathbf{x}_i - \mathbf{a}_j^\top \mathbf{x}_l)^2}{2}\right),$$

when given the hyper-parameters τ, w , this can lead to $P_{(\tilde{\mathbf{X}}, \tilde{\mathbf{A}})} = P_{(\mathbf{X}', \mathbf{A}')}$, where $P_{(\mathbf{X}, \mathbf{A})}$ denote the probability distribution of $(Y_{ij}, i \in \mathbb{Z}_+, j \in \{1, \dots, J\})$ given the parameters $\mathbf{X}, \mathbf{A}, \tau, w, \sigma^2$. From the proof of Theorem 1 in Chen et al. (2020), we can see that $\sin_+ \angle(\tilde{\mathbf{X}}_{[k]}, \mathbf{X}'_{[k]}) = 1/\sqrt{2} > 0$. This contradicts the definition of structural identifiability.

Case 2: We assume $K \geq 2$. Let $\tilde{\mathbf{X}}, \tilde{\mathbf{A}}$ be constructed in the same way as we did in case 1. Further let $\mathbf{A}' = \tilde{\mathbf{A}}$, \mathbf{X}' is constructed as follows: $\mathbf{X}'_{[m]} = \frac{1}{2}\tilde{\mathbf{X}}_{[m]}$ for $m \geq 2$, and $x'_{i1} = C/2$ for all $i \in \mathbb{Z}_+$. It is easy to check that $\mathbf{a}'_j{}^\top \mathbf{x}'_i = \tilde{\mathbf{a}}_j{}^\top \tilde{\mathbf{x}}_i$ for all $i \in \mathbb{Z}_+$, $j \in \{1, \dots, J\}$ since $\mathbf{Y}_j \mid \mathbf{a}_j, \mathbf{x}_i, \tau, w, \sigma^2 \sim N(\mathbf{0}_N, \sigma^2 \mathbf{I}_N + \mathbf{C}_j)$, then $P_{(\tilde{\mathbf{X}}, \tilde{\mathbf{A}})} = P_{(\mathbf{X}', \mathbf{A}')}$. From the proof of Theorem 1 in Chen et al. (2020), we have $\sin_+ \angle(\tilde{\mathbf{X}}_{[1]}, \mathbf{X}'_{[1]}) = \sqrt{K-1/K} > 0$. By contradiction, the proof of Theorem 1 completes.

Proof of (8) in Theorem 2 Based on Theorem 2.1 of Basawa and Rao (1980), let $\theta = \mathbf{a}_j^\top \mathbf{x}_i$, then we find the density function $p_k(\theta)$. For fixed j , assuming other parameters are given, the marginal likelihood of $\mathbf{a}_j^\top \mathbf{x} = (\mathbf{a}_j^\top \mathbf{x}_1, \dots, \mathbf{a}_j^\top \mathbf{x}_N)$, i.e., the marginal distribution of $\mathbf{Y}_j = (Y_{1j}, \dots, Y_{Nj})^\top$, $N \geq 1$ in the GP-SIM factor analysis model in Equation 1, has a multivariate normal distribution with mean $\mathbf{0}$ and covariance $\sigma^2 \mathbf{I}_N + \mathbf{C}_j$ as in Equation 5. Note that \mathbf{y}^k has nonsingular normal distribution $N_k(\mathbf{0}_m, \boldsymbol{\Sigma}_k)$. Thus, applying the standard theory of multivariate normal distribution, $p_k(\mathbf{a}_j^\top \mathbf{x}_i)$, the conditional probability density of Y_k given \mathbf{Y}^{k-1} is also a normal density with mean $m_k(\mathbf{a}_j^\top \mathbf{x})$ and variance $v_k(\mathbf{a}_j^\top \mathbf{x})$, where $m_k(\mathbf{a}_j^\top \mathbf{x})$ and $v_k(\mathbf{a}_j^\top \mathbf{x})$ are some functions of θ , determined by the linear combination of the submatrices of $\boldsymbol{\Sigma}_k$ and its inverse. Then by calculation, $\phi_k(\mathbf{a}_j^\top \mathbf{x}_i)$ and its derivatives are given by

$$\begin{aligned} \phi_k(\mathbf{a}_j^\top \mathbf{x}_i) &= \log p_k(\mathbf{a}_j^\top \mathbf{x}_i) = -\log \left(\sqrt{2\pi v_k(\mathbf{a}_j^\top \mathbf{x}_i)} \right) - \left\{ \frac{1}{2v_k(\mathbf{a}_j^\top \mathbf{x}_i)} (y_k - m_k(\mathbf{a}_j^\top \mathbf{x}_i))^2 \right\}, \\ \dot{\phi}_k(\mathbf{a}_j^\top \mathbf{x}_i) &= \frac{d}{d\mathbf{a}_j^\top \mathbf{x}_i} \phi_k(\mathbf{a}_j^\top \mathbf{x}_i) = -\frac{v'_k(\mathbf{a}_j^\top \mathbf{x}_i)}{2v_k(\mathbf{a}_j^\top \mathbf{x}_i)} + \frac{v'_k(\mathbf{a}_j^\top \mathbf{x}_i)}{2v_k(\mathbf{a}_j^\top \mathbf{x}_i)^2} (y_k - m_k(\mathbf{a}_j^\top \mathbf{x}_i))^2 \\ &\quad + \frac{(y_k - m_k(\mathbf{a}_j^\top \mathbf{x}_i))}{v_k(\mathbf{a}_j^\top \mathbf{x}_i)} m'_k(\mathbf{a}_j^\top \mathbf{x}_i), \\ \ddot{\phi}_k(\mathbf{a}_j^\top \mathbf{x}_i) &= \frac{d}{d\mathbf{a}_j^\top \mathbf{x}_i} \dot{\phi}_k(\mathbf{a}_j^\top \mathbf{x}_i) = A_k(\mathbf{a}_j^\top \mathbf{x}_i) (y_k - m_k(\mathbf{a}_j^\top \mathbf{x}_i))^2 \\ &\quad + B_k(\mathbf{a}_j^\top \mathbf{x}_i) (y_k - m_k(\mathbf{a}_j^\top \mathbf{x}_i)) + C_k(\mathbf{a}_j^\top \mathbf{x}_i), \end{aligned}$$

where $A_k(\mathbf{a}_j^\top \mathbf{x}_i)$, $B_k(\mathbf{a}_j^\top \mathbf{x}_i)$, and $C_k(\mathbf{a}_j^\top \mathbf{x}_i)$ are some functions of $\mathbf{a}_j^\top \mathbf{x}_i$, made up of first and second derivatives of $m_k(\mathbf{a}_j^\top \mathbf{x}_i)$ and $v_k(\mathbf{a}_j^\top \mathbf{x}_i)$. Subsequently, we apply a similar methodology as used in Choi et al. (2011) to verify the conditions C1-C4 in Basawa and Rao (1980), thus establishing the consistency of $\widehat{\mathbf{a}}_j^\top \widehat{\mathbf{x}}_i$.

Applying a identical verification steps same as $\mathbf{a}_j^\top \mathbf{x}_i$ to other hyperparameters, τ and w yields the consistency of the respective parameters. This completes the proof of (8) in Theorem 2.

Proof of (9) in Theorem 2. Recall the definition of \mathcal{S}_Q , there exist N_0 and $\epsilon' > 0$ such that for $N \geq N_0$, $\sigma_K(\mathbf{X}^*) \geq \epsilon' \sqrt{N}$. For fixed J , $\sigma_{|S|} \left(\mathbf{A}_{[R_Q(S), S]}^* \right) \geq \epsilon' \sqrt{J}$. From the structural identifiability condition of the k -th latent factor (Theorem 1), for all $S \subset \{1, \dots, K\}$ such that $R_Q(S)$ non-empty. Let $\widehat{\mathbf{M}} = \widehat{\mathbf{X}} \widehat{\mathbf{A}}^\top$ and $\mathbf{M}^* = \mathbf{X}^* \mathbf{A}^{*\top}$ and based on above results, we

define an event

$$\mathcal{E} = \left\{ \left\| \widehat{\mathbf{M}} - \mathbf{M}^* \right\|_2 < \frac{\sqrt{NJ}\epsilon'^2}{2} \right\}.$$

Then, using the fact that $\sin \angle \left(\mathbf{X}[k]^*, \widehat{\mathbf{X}}_{[k]} \right) \leq 1$,

$$\mathbb{E} \sin \angle \left(\mathbf{X}[k]^*, \widehat{\mathbf{X}}_{[k]} \right) \leq \mathbb{E} \left[\sin \angle \left(\mathbf{X}[k]^*, \widehat{\mathbf{X}}_{[k]} \right) \mathbf{1}_{\mathcal{E}} \right] + \Pr \left(\mathcal{E}^c \right). \quad (10)$$

From (8) in Theorem 2, we have $\widehat{\mathbf{a}}_j^\top \widehat{\mathbf{x}}_i \xrightarrow{p} \mathbf{a}_{j*}^\top \mathbf{x}_{i*}$ for $j = 1, \dots, J$, as $N \rightarrow \infty$, which indicates that

$$\Pr \left(\mathcal{E}^c \right) = \Pr \left(\left\| \widehat{\mathbf{M}} - \mathbf{M}^* \right\|_2 \geq \frac{\sqrt{NJ}\epsilon'^2}{2} \right) \leq \frac{2E \left\| \widehat{\mathbf{M}} - \mathbf{M}^* \right\|_2}{\sqrt{NJ}\epsilon'^2} \leq \frac{2E \left\| \widehat{\mathbf{M}} - \mathbf{M}^* \right\|_F}{\sqrt{NJ}\epsilon'^2} \rightarrow 0. \quad (11)$$

We proceed to the analysis of $\mathbb{E} \left[\sin \angle \left(\mathbf{X}_{[k]}^*, \widehat{\mathbf{X}}_{[k]} \right) \mathbf{1}_{\mathcal{E}} \right]$. Recall that when the event \mathcal{E} happens, we have

$$2 \left\| \widehat{\mathbf{M}} - \mathbf{M}^* \right\|_2 < \sqrt{NJ}\epsilon'^2, \quad (12)$$

Based on (10),(11) (12) and the proof of Theorem 2 in (Chen et al., 2020), we can get

$$\mathbb{E} \sin \angle \left(\mathbf{X}_{[k]}^*, \widehat{\mathbf{X}}_{[k]} \right) \leq C_1 \frac{\left\| \widehat{\mathbf{M}} - \mathbf{M}^* \right\|_F}{\sqrt{NJ}} \rightarrow 0 \text{ as } N \rightarrow \infty.$$

This completes the proof of (9) in Theorem 2.

Proof of Theorem 3. From Theorem 2, we have $\widehat{\mathbf{a}}_j^\top \widehat{\mathbf{x}}_i \xrightarrow{p} \mathbf{a}_{j*}^\top \mathbf{x}_{i*}$, $\widehat{\tau} \xrightarrow{p} \tau_*$, $\widehat{w} \xrightarrow{p} w_*$. The following two consistent estimator $\widehat{\tau}$, \widehat{w} are treated as fixed hyperparameters in the covariance function. And since f_{j*} is continuous, it follows that $f_{j*} \left(\widehat{\mathbf{a}}_j^\top \widehat{\mathbf{x}}_i \right) \xrightarrow{p} f_{j*} \left(\mathbf{a}_j^\top \mathbf{x}_i \right)$. Using triangle inequality,

$$\left| f_j \left(\widehat{\mathbf{a}}_j^\top \widehat{\mathbf{x}}_i \right) - f_{j*} \left(\mathbf{a}_{j*}^\top \mathbf{x}_{i*} \right) \right| < \left| f_j \left(\widehat{\mathbf{a}}_j^\top \widehat{\mathbf{x}}_i \right) - f_{j*} \left(\widehat{\mathbf{a}}_j^\top \widehat{\mathbf{x}}_i \right) \right| + \left| f_{j*} \left(\widehat{\mathbf{a}}_j^\top \widehat{\mathbf{x}}_i \right) - f_{j*} \left(\mathbf{a}_{j*}^\top \mathbf{x}_{i*} \right) \right|. \quad (13)$$

According to the above discussion, the second term on the right converges to 0 in probability.

To make the conclusion hold, we only need to prove that for every $\epsilon > 0$,

$$\Pi \left\{ (f_j, \sigma) \in W_\epsilon^c \mid \mathbf{Y}, \widehat{\mathbf{a}}_j^\top \widehat{\mathbf{x}}_i, \widehat{\tau}, \widehat{w} \right\} \rightarrow 0, \text{ a.s. } [P_{f_{j*}, \sigma_*}],$$

where

$$W_\epsilon = \left\{ (f_j, \sigma) : \left| f_j \left(\widehat{\mathbf{a}}_j^\top \widehat{\mathbf{x}}_i \right) - f_{j*} \left(\widehat{\mathbf{a}}_j^\top \widehat{\mathbf{x}}_i \right) \right| < \epsilon, \left| \frac{\sigma}{\sigma_*} - 1 \right| < \epsilon \right\},$$

W_ϵ^c is the complementary set of W_ϵ .

The above result follows from Theorem 1 in Choi and Schervish (2007) after setting $\theta = (f_j, \sigma)$, $\theta_* = (f_{j*}, \sigma_*)$, $Z_i = Y_i \mid f_j, \sigma^2, \widehat{\mathbf{a}}_j^\top \widehat{\mathbf{x}}_i$, and verifying their conditions (A1) and (A2). By calculation,

$$K_i(\theta_*; \theta) = \frac{1}{2} \log \frac{\sigma^2}{\sigma_*^2} - \frac{1}{2} \left(1 - \frac{\sigma_*^2}{\sigma^2} \right) + \frac{1}{2} \frac{\left[f_{j*} \left(\widehat{\mathbf{a}}_j^\top \widehat{\mathbf{x}}_i \right) - f_j \left(\widehat{\mathbf{a}}_j^\top \widehat{\mathbf{x}}_i \right) \right]^2}{\sigma^2}$$

and

$$V_i(\theta_*, \theta) = 2 \left[-\frac{1}{2} + \frac{1}{2} \frac{\sigma_*^2}{\sigma^2} \right]^2 + \left[\frac{\sigma_*^2}{\sigma^2} \left[f_j \left(\widehat{\mathbf{a}}_j^\top \widehat{\mathbf{x}}_i \right) - f_{j*} \left(\widehat{\mathbf{a}}_j^\top \widehat{\mathbf{x}}_i \right) \right] \right]^2$$

For each $\delta > 0$, define

$$B_\delta = \left\{ (f_j, \sigma) : \|f_j - f_{j*}\|_\infty < \delta, \left| \frac{\sigma}{\sigma_*} - 1 \right| < \delta \right\}.$$

Then, from the calculations of $K_i(\theta_*, \theta)$ and $V_i(\theta_*, \theta)$, it is easy to verify that condition (A1) holds. The condition (A2) is to verify the existence of test. Based on Assumption A4 and the model structure, following Choi and Schervish (2007) and Choi et al. (2011), the test is constructed. This completes the proof of Theorem 3.