

Mass (re)distribution for quantum dust cores of black holes

L. Gallerani^{ad*}, A. Mentrelli^{ade†}, A. Giusti^{bd‡} and R. Casadio^{cde§}

^a*Department of Mathematics, University of Bologna
Piazza di Porta San Donato 5, 40126 Bologna, Italy*

^b*Department of Physics and Astronomy
University of Sussex, Brighton, BN1 9QH, United Kingdom*

^c*Department of Physics and Astronomy "A. Righi", University of Bologna
via Irnerio 46, 40126 Bologna, Italy*

^d*Alma Mater Research Center on Applied Mathematics (AM²)
Via Saragozza 8, 40123 Bologna, Italy*

^e*I.N.F.N., Sezione di Bologna, I.S. FLAG
viale B. Pichat 6/2, 40127 Bologna, Italy*

January 14, 2025

Abstract

The collective ground state for a spherical symmetric dust ball has been investigated recently in R. Casadio, *Quantum dust cores of black holes*, Phys. Lett. B **843** (2023) 138055. In this study, we refine that model by obtaining a mass distribution that accounts for the superposition of wavefunctions across different layers. The refined mass distribution shows significant deviations from the approximation without quantum superpositions. Specifically, the new nearly parabolic distribution replaces the linear mass profile of the original work, featuring an overall downward concavity, which leads to a non-vanishing tension. Notably, the regularity of the metric and causal structure are preserved in the refined analysis.

*E-mail: luca.gallerani6@unibo.it

†E-mail: andrea.mentrelli@unibo.it

‡E-mail: A.Giusti@sussex.ac.uk

§E-mail: casadio@bo.infn.it

1 Introduction

General Relativity is the most successful (classical) theory of gravity to date. Along its well known predictions, it also allows for the existence of black holes with spacetime singularities hidden inside trapping surfaces [1]. A way to mathematically resolve this issue could be to take the quantum nature of the world into account. The hope is that quantum physics may fix the singularity like it does for the hydrogen atom, whose classical orbits would be unstable but simply do not exist in quantum mechanics (see Refs. [2, 3] for a discussion of such approaches).

In this article we propose to refine the quantum description of a dust ball recently introduced in Ref. [4]. One of its main outcome is precisely the regularization of the Schwarzschild metric in the interior ($0 \leq r \leq R_H$), via an effective energy density ρ that yields a Misner-Sharp-Hernandez (MSH) [5, 6] mass

$$m(r) \equiv 4\pi \int_0^r \rho(x) x^2 dx , \quad (1.1)$$

which depends linearly on the areal radius r inside the source. To clarify this aspect let us briefly recall the main features of the model.

The idea is to obtain a quantum state for the inner matter core of a spherically symmetric black hole based on the Oppenheimer-Snyder model of dust collapse [7]. The construction starts by considering a perfectly isotropic ball of dust with total Arnowitt-Deser-Misner (ADM) [8] mass M and areal radius $r = R_s(\tau)$, where τ is the proper time measured by clocks comoving with the dust. Dust particles are assumed to have the same proper mass $\mu \ll M$, and will follow radial geodesics $r = r(\tau)$ in the Schwarzschild spacetime metric

$$ds^2 = - \left(1 - \frac{2G_N m}{r} \right) dt^2 + \left(1 - \frac{2G_N m}{r} \right)^{-1} dr^2 + r^2 d\Omega^2 , \quad (1.2)$$

where $m = m(r)$ is the (MSH) fraction of ADM mass inside the sphere of radius $r = r(\tau)$ ¹.

We can discretise the ball by considering a spherical core of MSH mass $\mu_0 = \epsilon_0 M$ and radius $r = R_1(\tau)$, surrounded by N comoving layers of inner radius $r = R_i(\tau)$, thickness $\Delta R_i = R_{i+1} - R_i$, and mass $\mu_i = \epsilon_i M$, where ϵ_i is the fraction of ADM mass carried by the dust particles in the i^{th} layer. The MSH mass in the ball $r < R_i$ will be denoted by

$$M_i = \sum_{j=0}^{i-1} \mu_j = M \sum_{j=0}^{i-1} \epsilon_j , \quad (1.3)$$

with $M_1 = \mu_0$ and $M_{N+1} = M$. We also note that the radius R_1 and mass $M_1 = \mu_0$ of the innermost core as well as the thickness ΔR_i of each layer, can be made arbitrarily small by increasing the number N of layers in the classical picture. The number N should however remain such that the number of dust particles is very large in each layer, a condition that will play an important role in the present analysis. ²

¹We shall always use units with $c = 1$ and often write the Planck constant $\hbar = \ell_p m_p$ and the Newton constant $G_N = \ell_p/m_p$, where ℓ_p and m_p are the Planck length and mass, respectively.

²Ideally, one would like to describe an astrophysical object of several solar masses which therefore contains at least order of 10^{57} neutrons.

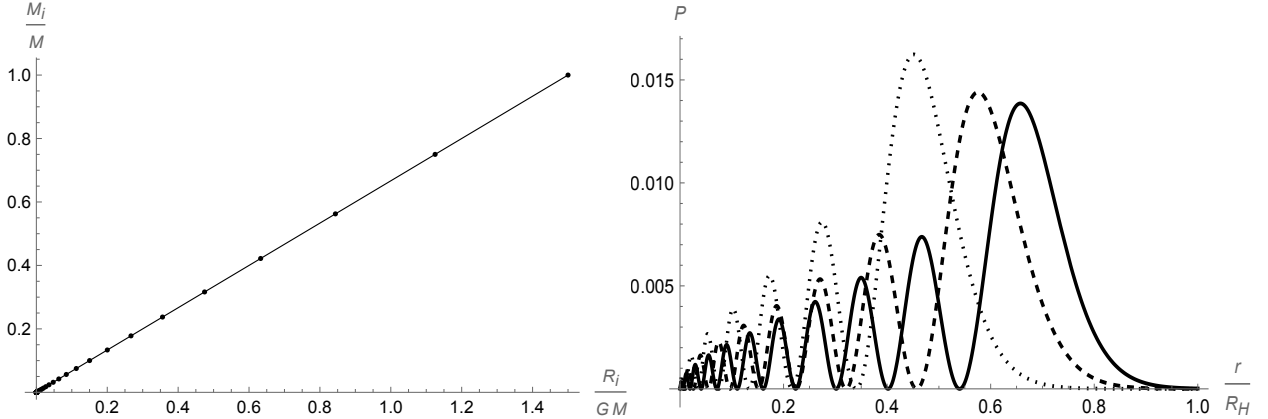


Figure 1: Left panel: discrete mass function M_i (dots) for $N = 100$ layers and its continuous approximation (1.11) (solid line). Right panel: probability densities (1.7) for $N = 3$, $\mu = m_p/10$, $M = (440/3)\mu$.

The evolution of each layer can be derived by noting that dust particles located on the sphere of radius $r = R_i(\tau)$ will follow the radial geodesic equation

$$H_i \equiv \frac{P_i^2}{2\mu} - \frac{G_N \mu M_i}{R_i} = \frac{\mu}{2} \left(\frac{E_i^2}{\mu^2} - 1 \right), \quad (1.4)$$

which defines the Hamiltonian H_i for dust particles in the system, hence the layers they are distributed on. The canonical quantization prescription then leads to a time-independent Schrödinger equation, whose solutions provide the Hamiltonian eigenstates $|n_i\rangle$. The integral of motion E_i for such states is well-defined only if the principal quantum number is bounded below [9] as $n_i \geq N_i \equiv \mu M_i/m_p^2$ [4], which therefore corresponds to the ground state wavefunction

$$\psi_{N_i}(R_i) = \sqrt{\frac{\mu m_p}{\pi \ell_p^3 M_i^2}} \exp\left(-\frac{\mu R_i}{m_p \ell_p}\right) L_{\frac{\mu M_i}{m_p^2} - 1}^1\left(\frac{2\mu R_i}{m_p \ell_p}\right), \quad (1.5)$$

where L_{n-1}^1 are generalized Laguerre polynomials and $n = 1, 2, \dots$. The states $|n_i\rangle$ are normalised in the scalar product which makes \hat{H}_i Hermitian, that is

$$\langle n_i | n'_i \rangle = 4\pi \int_0^\infty R_i^2 \psi_{n_i}^*(R_i) \psi_{n'_i}(R_i) dR_i = \delta_{n_i n'_i}, \quad (1.6)$$

so that the probability density to find a dust particle of the (inner surface of the) i^{th} layer at radial position r is given by

$$\mathcal{P}_i = 4\pi r^2 |\psi_{n_i}(r)|^2. \quad (1.7)$$

Examples for the ground states $n_i = N_i$ are plotted in the right panel of Fig. 1.

The expectation value of the areal radius on these ground states is given by ³

$$\bar{R}_i \equiv \langle N_i | \hat{R}_i | N_i \rangle = \frac{3 m_p^3 \ell_p N_i^2}{2 \mu^2 M_i} = \frac{3}{2} G_N M_i, \quad (1.8)$$

³To simplify the notation, we replace the subscript N_i with i hereon.

with relative uncertainty

$$\frac{\overline{\Delta R_i}}{\overline{R_i}} \equiv \frac{\sqrt{\langle N_i | \hat{R}_i^2 | N_i \rangle - \overline{R_i}^2}}{\overline{R_i}} = \frac{\sqrt{N_i^2 + 2}}{3 N_i} \simeq \frac{1}{3}, \quad (1.9)$$

which is used to determine the ground state thickness of the i^{th} layer. From the construction of a global ground state under the assumptions that N_i is a large integer for all $i = 1, \dots, N$ and that the probability density (1.7) is negligible for $|r - \overline{R_i}| > \overline{\Delta R_i}$, one finds

$$2 G_N M_i = \frac{4}{3} \overline{R_i} = \overline{R_i} + \overline{\Delta R_i} \simeq \overline{R_{i+1}} = \frac{3}{2} G_N M_{i+1}, \quad (1.10)$$

or $M_{i+1} \simeq 4 M_i/3$. The discrete mass function M_i therefore grows linearly with the areal radius $\overline{R_i}$ in the collective ground state, regardless of the number of layers N we employ to describe it. One can introduce a continuous effective energy density

$$\rho \simeq \frac{M}{4 \pi R_s r^2} \simeq \frac{m_p}{6 \pi \ell_p r^2}, \quad (1.11)$$

such that the effective MSH mass function (1.1) reads

$$m(r) = \frac{2 m_p r}{3 \ell_p} \quad (1.12)$$

and equals the total ADM mass M for $r = R_s = \overline{R}_{N+1}$ (see left panel of Fig. 1). Since dust particles in the ground state cannot collapse any further, the quantum core is necessarily in equilibrium and the Schwarzschild geometry is replaced by an ‘‘regular’’ metric for $0 \leq r \leq R_s$.⁴

This summary illustrates how the model predicts a linear relation between mass and radius, as a first approximation. However, the profile of \mathcal{P}_i shown in the right panel of Fig. 1, suggests that particles classically belonging to the i^{th} layer have a non-vanishing probability to be localised elsewhere. This mechanism should affect the mass of every layer, leading to a new MSH mass distribution \mathcal{M}_i , that will likely not preserve linearity. This effect can be seen as a first order correction on top of the linear behaviour described above, and its detailed derivation is given in Section 2 (an alternative but equivalent formulation is also provided in Appendix A). Section 3 then compares the new results with those previously reported in Ref. [4]. Conclusions from the present analysis are drawn in Section 4, along with an outlook on future developments.

2 Refined mass distribution with quantum superpositions

We want to estimate the correction to the linear relation (1.12) following from the radial profile of the ground state wavefunctions (1.5). From Eq. (1.3), the contribution to the MSH mass from the i^{th} layer is defined by

$$\mu_i = M_{i+1} - M_i, \quad \forall i = 1, \dots, N. \quad (2.1)$$

⁴Technically, the core geometry corresponds to an integrable singularity [10] in which no physical quantity diverges [11].

Using the approximate result in Eq. (1.10), we find

$$\mu_i = \frac{M_i}{3} = \frac{1}{4} \left(\frac{3}{4} \right)^{N-i} M, \quad (2.2)$$

being $M \equiv M_{N+1}$ the total ADM mass. Since the probability density \mathcal{P}_i in Eq. (1.7) does not vanish for $|r - R_i| > \Delta R_i$,⁵ the probability that particles belonging to the i^{th} layer are actually found inside a different layer is not zero, which affects the mass of both layers. The argument extends to all particles in the ball, so that one expects that the actual contribution to the MSH mass will differ from the expression (2.2) and the distribution M_i will differ from the linear behaviour (1.10).

An efficient way to keep track of the mass contributions that each ψ_i brings in all the other layers is to construct an $(N+1) \times (N+1)$ matrix $\Delta\mu$, whose entries $\Delta\mu_{i,j}$ are the contributions to the fraction of MSH mass μ_{j-1} inside the $(j-1)^{\text{th}}$ layer coming from dust particles in the ground state of the $(i-1)^{\text{th}}$ layer, that is

$$\Delta\mu_{i,j} = \mu_i \int_{R_j}^{R_{j+1}} \mathcal{P}_i(r) dr, \quad i, j = 0, \dots, N, \quad (2.3)$$

where $R_0 = 0$ ⁶ and \mathcal{P}_0 is the probability density for dust particles in the innermost core.

It is easy now to construct the matrix $\Delta\mu$ as follows:

$$\begin{aligned} \Delta\mu &= \begin{pmatrix} \mu_0 \int_0^{R_1} \mathcal{P}_0 dr & \mu_0 \int_{R_1}^{R_2} \mathcal{P}_0 dr & \dots & \mu_0 \int_{R_N}^{R_s} \mathcal{P}_0 dr \\ \mu_1 \int_0^{R_1} \mathcal{P}_1 dr & \mu_1 \int_{R_1}^{R_2} \mathcal{P}_1 dr & \dots & \mu_1 \int_{R_N}^{R_s} \mathcal{P}_1 dr \\ \dots & \dots & \dots & \dots \\ \mu_N \int_0^{R_1} \mathcal{P}_N dr & \mu_N \int_{R_1}^{R_2} \mathcal{P}_N dr & \dots & \mu_N \int_{R_N}^{R_s} \mathcal{P}_N dr \end{pmatrix} \\ &= \begin{pmatrix} \mu_0 & 0 & \dots & 0 \\ \Delta\mu_{1,0} & \Delta\mu_{1,1} & \dots & \Delta\mu_{1,N} \\ \dots & \dots & \dots & \dots \\ \Delta\mu_{N,0} & \Delta\mu_{N,1} & \dots & \Delta\mu_{N,N} \end{pmatrix}, \end{aligned} \quad (2.4)$$

where we assumed that dust particles in the innermost core have negligible probability to leak into larger layers and all μ_i are given in Eq. (2.2).

We note that the probabilities \mathcal{P}_i vanish for $r \rightarrow \infty$, and the probability of finding dust particles in the range $[R_s = R_{N+1}, \infty)$ is not zero. However, this tail of probability is essentially negligible for very large $M \gg \mu$, and we can formally take care of it in the calculation by setting $R_{N+1} \rightarrow \infty$.

The redistributed mass in the j^{th} layer is obtained by summing the terms in the $(j+1)^{\text{th}}$ column of the matrix $\Delta\mu$, i.e.

$$\Delta\mu_j = \Delta\mu_{0,j} + \Delta\mu_{1,j} + \dots + \Delta\mu_{N,j} = \sum_{i=0}^N \Delta\mu_{i,j}, \quad j = 0, \dots, N. \quad (2.5)$$

⁵We omit the bar over expectation values for simplicity, so that $\bar{R}_i = R_i$ from now on.

⁶We identify with $R_{(j=0)} = 0$ the origin of the ball.

Similarly to Eq. (1.3), we finally define the MSH mass function so obtained as

$$\mathcal{M}_i = \sum_{j=0}^i \Delta\mu_j, \quad i = 0, \dots, N. \quad (2.6)$$

The above expression can be computed numerically and then compared to the initial linear distribution M_i in Eq. (1.10). This comparison will be carried out in the next Section. Before that, we conclude with a final consideration regarding the validity of our construction in relation to the number of layers N . Notice that the value of \mathcal{M}_i depends on the initial choice of M , which fixes M_i , μ_i and \mathcal{P}_i . In particular, \mathcal{P}_i is determined also by the value of

$$N_i \simeq \left(\frac{3}{4}\right)^{N-i+1} \frac{\mu M}{m_p^2} \quad (2.7)$$

that represents both the quantum number for the i^{th} wavefunction ψ_i , and the order of its generalised Laguerre polynomial. Relation (2.7) reveals a degeneracy $N_i = 1$ for a large number of layers as a consequence of the integer nature of N_i , i.e. for a given M ,⁷ the relation (2.7) may fail to capture the differences among the N_i when the integer $N - i$ is large. For instance, when $M = 3000 m_p$ with $\mu = m_p/10$ and $N = 80$, one obtains

$$N_i = \underbrace{(1, \dots, 1)}_{N=60}, \underbrace{2, \dots, 300}_{N=20}, \quad (2.8)$$

while for the same values of masses, but $N = 100$,

$$N_i = \underbrace{(1, \dots, 1)}_{N=80}, \underbrace{2, \dots, 300}_{N=20}. \quad (2.9)$$

The conclusion is that only specific relations between N and M yield strictly monotonic sequences of N_i , which remain unaffected when N increases and do not worsen the degeneracy. In the approximation of Ref. [4], adding more layers to a certain value of N simply adds points near the core, that still satisfy the linear relation (1.10), as shown in the left panel of Fig. 2. However, all the red dots in that graph correspond to $N_i = 1$ and their addition to the system does not affect the outer layers, as the above example from (2.8) to (2.9) suggests. In fact, when $N = 80$, the model predicts $N + 1 = 81$ pairs of masses and radii, one for each layer, which can be ordered from the smallest to the largest in the sequence

$$\left\{ (R_1, \mu_0)|_{N=80}, (R_2, \mu_1)|_{N=80}, \dots, (R_{81}, \mu_{80})|_{N=80} \right\}. \quad (2.10)$$

Increasing N to 100 for the same M , is equivalent to adding 20 pairs in front of those in (2.10), while leaving the outer 81 unchanged,

$$\left\{ (R_1, \mu_0)|_{N=100}, \dots, (R_{101}, \mu_{100})|_{N=100} \right\} = \left\{ (R_1, \mu_0)|_{N=100}, \dots, (R_{20}, \mu_{19})|_{N=100}, \right. \\ \left. (R_1, \mu_0)|_{N=80}, \dots, (R_{81}, \mu_{80})|_{N=80} \right\}. \quad (2.11)$$

⁷The analysis does not depend on the proper mass μ which, in practice, is defined by the particle type.

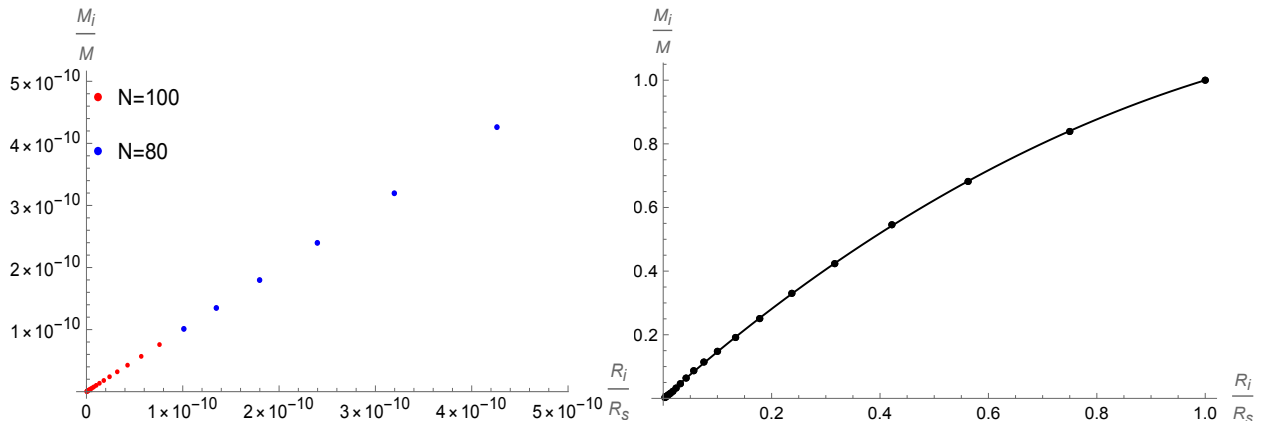


Figure 2: Left panel: linear mass function M_i for $M = 3000 m_p$ and $\mu = m_p/10$ with $N = 100$ (red dots) and $N = 80$ (blue dots). The outer points overlap, while the inner $\Delta N = 20$ red dots lie close to the origin as (2.10) and (2.11) suggest. Right panel: quantum corrected mass function for $N = 20$ with $M = 3000 m_p$ and $\mu = m_p/10$.

This pattern suggests that the physics of the system is reasonably captured by the outer layers carrying the higher fractions of MSH mass.

Similarly, when quantum superpositions are accounted for, increasing N for fixed M , corresponds to adding layers near the core. However, in the original approximation, introducing layers characterised by $N_i = 1$, does not seem to spoil the linear relation (1.10) between masses and radii. In the presently refined version, such degeneracies should instead be avoided as they are not accurately accounted for in Eq. (2.7), where for small i , slightly different N_i are treated as equal integers, leading to unphysical values of \mathcal{P}_i . To fully appreciate the contribution of the mass correction, it is essential to work with pairs of values for N and M that ensure an increasing monotonic sequence of the N_i . This can be achieved either by reducing the number N of layers or by increasing the value of the total mass for N fixed. While both approaches are theoretically valid, in practice, large values of M become computationally very demanding. For instance, for $M \sim 10^5 m_p$ we could only find $N \sim 30$ layers that ensure $N_i \gg 1$. For this reason, in the next Section, we will opt for a lower value of N to ease numerical evaluations.

3 Effective metric and energy-momentum tensor

As an example, we here consider a refined mass distribution \mathcal{M}_i obtained for $N = 20$, $M = 3000 m_p$ and $\mu = 10/m_p$ following the procedure outlined in Section 2. (An alternative method is described in Appendix A.) We first computed $\Delta\mu$ and summed over its columns to determine the mass of each layers, finally fitted to derive a numerical expression for \mathcal{M}_i , which takes the form

$$\frac{\mathcal{M}_i}{M} \simeq 1.53 \frac{R_i}{R_s} - 0.533 \left(\frac{R_i}{R_s} \right)^{1.90} \equiv a x + b x^c, \quad (3.1)$$

where we introduced the dimensionless $x = R_i/R_s$. The continuous and discrete profiles of \mathcal{M}_i are presented in the right panel of Fig. 2. The plot reveals a remarkable deviation from the linear profile found within the original model, reflecting the altered distribution of matter across the layers. This correction remains valid regardless of the values of N , provided the total mass M allows for the

existence of a monotonic sequence of N_i . With this in mind, as in the linear approximation of Ref. [4], one can exploit \mathcal{M}_i to define an effective continuous MSH mass from Eq. (3.1), which can then be substituted into the metric to obtain the line element

$$\frac{ds^2}{R_s^2} \simeq - \left[1 - \frac{2 G_N M}{R_s} (a + b x^{c-1}) \right] \frac{dt^2}{R_s^2} + \left[1 - \frac{2 G_N M}{R_s} (a + b x^{c-1}) \right]^{-1} dx^2 + x^2 d\Omega^2 . \quad (3.2)$$

It is remarkable that the quantum correction obtained here does not spoil the regularity of the metric around the origin that appeared in the linear approximation (which is consistently reproduced in the limit $b \rightarrow 0$ and $a \rightarrow 1$). Notice finally that there is no inner horizon inside the ball since $g_{tt} = g^{rr}$ only vanishes outside the ball, at a value of $x > 1$, as the left panel of Fig. 3 illustrates.

From the above metric, we can compute the effective Einstein tensor $G^\mu_\nu = 8 \pi G_N T^\mu_\nu$. Recalling that $x^1 = r$ ($x^0 = t$) is a time (space) coordinate inside the horizon, one has:

$$G^1_1 = -8 \pi G_N \rho = G^0_0 = 8 \pi G_N p_r \quad (3.3)$$

and

$$G^2_2 = G^3_3 = 8 \pi G_N p_\perp , \quad (3.4)$$

from which one finds the effective density and radial pressure

$$\rho(x) \simeq -p_r(x) \simeq \frac{M (a x + b c x^c)}{4 \pi R_s^3 x^3} , \quad (3.5)$$

and the effective tension

$$p_\perp(x) \simeq -\frac{b(c-1)c M x^{c-3}}{8 \pi R_s^3} \neq 0 . \quad (3.6)$$

The profiles of $\rho(x)$ and $p_\perp(x)$ are shown in the right panel of Fig. 3. The non vanishing tension is a new feature of the refined model with respect to the linear approximation, in which $c = 1$ and $p_\perp(x) = 0$. This result enriches the internal structure of the ball and depends on the introduction of quantum interactions among particles, that were previously neglected.

4 Conclusions and outlook

In Section 1, we first overviewed the quantum dust core model of black holes from Ref. [4] and highlighted one of its key features, namely the relation (1.12) which entails a mass that increases linearly with the areal radius. However, given the wavefunctions (1.5) and the shape of the corresponding probability density shown in Fig. 1 (right panel), it is natural to investigate how the previous scaling gets affected by quantum superpositions among the wavefunctions. Indeed the plot suggests that a fraction of particles in one layer may actually be localized in another one with some non-vanishing probability. For this reason we refined the model by including these quantum effects, that modify the value of the mass inside every layers.

The refinament was described in Section 2, where we exposed a way to calculate the amount of mass that each layer gains from the superposition with the others, along with a discussion on the dependence of the results on the number N of layers. The method is based on computing the probability that the mass μ_i of a generic i^{th} layer, is actually located in a j^{th} layer ($j \neq i$) using

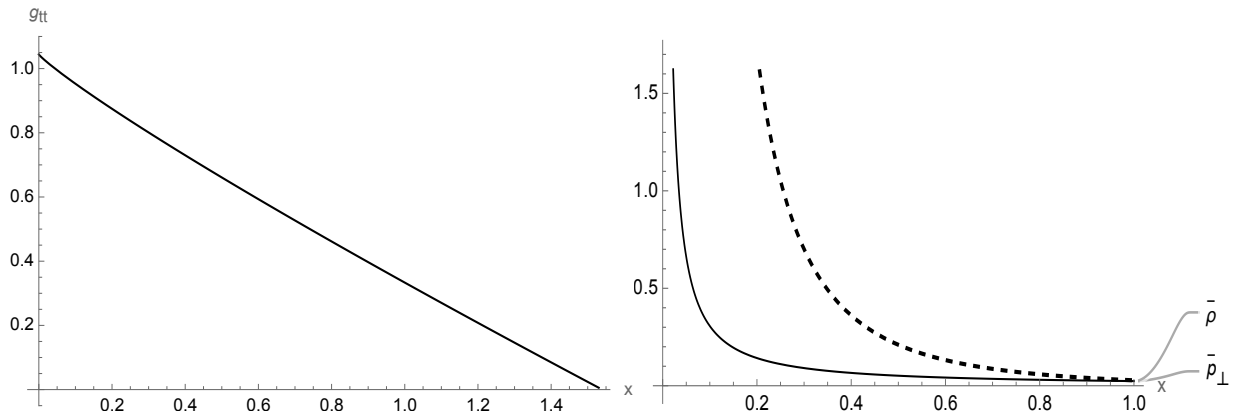


Figure 3: Left panel: g_{tt} for the metric (3.2) (its zero lies outside R_s , at $x > 1$). Right panel: normalized $\bar{p}_\perp = R_s^2 G_N p_\perp$ (continuous line) and $\bar{\rho} = R_s^2 G_N \rho$ (dashed line). Both panels are obtained for $a = 1.53$, $b = -0.533$, and $c = 1.90$.

the probability density (1.7). This is extended for every layer, recovering a new collective mass distribution \mathcal{M}_i that incorporates the effects of superpositions.

In Section 3, we provide a numerical evaluation of \mathcal{M}_i , for $N = 20$. Its plot is shown in Fig. 2 (right panel), which exhibits a deviation from the linear profile as expected. Indeed, the fitted function scales approximately like a second order polynomial in the radial variable with a downward concavity. The parabolic nature of the mass distributions (3.1) keeps the new effective metric (3.2) regular in the region $0 \leq r \leq R_s$ and free from inner horizons as in Ref. [4]. From this metric, we also solved the Einstein field equation to obtain an expression for p_r and p_\perp and whose profiles are illustrated in the right panel of Fig. 3.

Of course, the shortcomings highlighted in Ref. [4] are still present and further adjustments can be made, like improving the fitting accuracy by studying how the iteration of the corrective mechanism affects (3.1). This process may converge to a more precise mass distribution of the ball, although we leave these analysis for a future work. In conclusion both the original discussion in Ref. [4] and the present refinement, seem to point toward a common conclusion: quantum effects may regularise the central singularity.

Acknowledgments

R.C. is partially supported by the INFN grant FLAG. A.G. is supported in part by the Science and Technology Facilities Council (grants numbers ST/T006048/1 and ST/Y004418/1). A.M. is partially supported by MUR under the PRIN2022 PNRR project n. P2022P5R22A. This work has been carried out in the framework of the activities of the Italian National Group of Mathematical Physics [Gruppo Nazionale per la Fisica Matematica (GNFM), Istituto Nazionale di Alta Matematica (INdAM)]

A Alternative formulation

We briefly present here an alternative method for determining the mass function that is equivalent to the one employed in Section 2 but is based on the spreading of the mass of each layer over the whole ball. In particular, the mass μ_i is now weighted by the probability density that it is exactly confined within R_i and R_{i+1} . This construction is then applied cumulatively for every layer starting from the innermost all the way to the surface.

Let us call m_i the mass μ_i weighted by its probability density:

$$dm_i = \mu_i \mathcal{P}_i dr = 4 \pi \mu_i |\psi_i|^2 r^2 dr , \quad (\text{A.1})$$

such that every layer has its own weighted mass. Then, we can define the cumulative mass m as the sum of all these masses:

$$dm = \sum_{i=0}^N dm_i , \quad (\text{A.2})$$

which is strictly monotonic going from the innermost to the outermost layer. Finally we define the cumulative mass $\hat{\mathcal{M}}_j$ as the following integral over the radius:

$$\hat{\mathcal{M}}_j = \int_0^{R_j} dm = 4 \pi \sum_{i=0}^N \int_0^{R_j} \mu_i |\psi_i|^2 r^2 dr . \quad (\text{A.3})$$

With this approach we are first assigning a probabilistic mass to each layer and then summing over them cumulatively. In a sense this second approach is conceptually more static than the previous one, where we conceived the particles as free to redistribute in each layers. However, it is easy to check that Eq. (A.3) can be obtained from Eq. (2.6), that is

$$\begin{aligned} \mathcal{M}_j &\equiv 4 \pi \sum_{k=0}^j \sum_{i=0}^N \int_{R_k}^{R_{k+1}} \mu_i |\psi_i|^2 r^2 dr && \forall 0 \leq i, j \leq N , \\ &= 4 \pi \sum_{i=0}^N \int_0^{R_j} \mu_i |\psi_i|^2 r^2 dr && \forall 0 \leq j \leq N , \\ &= \hat{\mathcal{M}}_j , \end{aligned} \quad (\text{A.4})$$

as it should.

References

- [1] R. Penrose, “Gravitational collapse and space-time singularities,” *Phys. Rev. Lett.* **14** (1965) 57–59.
- [2] R. Casadio and A. Giusti, “The role of collapsed matter in the decay of black holes,” *Phys. Lett. B* **797** (2019) 134915, [arXiv:1904.12663 \[gr-qc\]](#).
- [3] H. M. Haggard and C. Rovelli, “Quantum-gravity effects outside the horizon spark black to white hole tunneling,” *Phys. Rev. D* **92** no. 10, (2015) 104020, [arXiv:1407.0989 \[gr-qc\]](#).
- [4] R. Casadio, “Quantum dust cores of black holes,” *Phys. Lett. B* **843** (2023) 138055, [arXiv:2304.06816 \[gr-qc\]](#).
- [5] C. W. Misner and D. H. Sharp, “Relativistic equations for adiabatic, spherically symmetric gravitational collapse,” *Phys. Rev.* **136** (1964) B571–B576.
- [6] W. C. Hernandez and C. W. Misner, “Observer Time as a Coordinate in Relativistic Spherical Hydrodynamics,” *Astrophys. J.* **143** (1966) 452.
- [7] J. R. Oppenheimer and H. Snyder, “On Continued gravitational contraction,” *Phys. Rev.* **56** (1939) 455–459.
- [8] R. Arnowitt, S. Deser, and C. W. Misner, “Dynamical Structure and Definition of Energy in General Relativity,” *Phys. Rev.* **116** (1959) 1322–1330.
- [9] R. Casadio, “A quantum bound on the compactness,” *Eur. Phys. J. C* **82** no. 1, (2022) 10, [arXiv:2103.14582 \[gr-qc\]](#).
- [10] V. N. Lukash and V. N. Stokov, “Space-Times with Integrable Singularity,” *Int. J. Mod. Phys. A* **28** (2013) 1350007, [arXiv:1301.5544 \[gr-qc\]](#).
- [11] R. Casadio, “The scale(s) of quantum gravity and integrable black holes,” *Gen. Rel. Grav.* **56** no. 10, (2024) 129.