

Brill Waves with Slow Fall-Off Towards Spatial Infinity

Lydia Bieri,^{1,*} David Garfinkle,^{2,†} and James Wheeler^{1,‡}

¹*Department of Mathematics, University of Michigan, Ann Arbor, MI 48109-1120, USA*

²*Dept. of Physics, Oakland University, Rochester, MI 48309, USA*

*and Michigan Center for Theoretical Physics, Randall Laboratory of Physics,
University of Michigan, Ann Arbor, MI 48109-1120, USA*

(Dated: January 15, 2025)

We compute families of solutions to the Einstein vacuum equations of the type of Brill waves, but with slow fall-off towards spatial infinity. We prove existence and uniqueness of solutions for physical data and numerically construct some representative solutions. We numerically construct an explicit example with slow-off which does not exhibit antipodal symmetry at spatial infinity.

CONTENTS

| | |
|--|----|
| I. Introduction | 1 |
| II. Brill Waves and General Relaxed Fall-Off Behavior | 2 |
| A. Asymptotically-Flat Spacetimes | 3 |
| III. Existence and Uniqueness of Brill Wave Solutions with Relaxed Fall-Off Behavior | 4 |
| IV. Numerical Computations of Brill Waves with Relaxed Fall-Off Behavior | 7 |
| V. Conclusions | 9 |
| Acknowledgements | 10 |
| A. Curvature Notation | 10 |
| B. Weighted Sobolev Spaces | 10 |
| References | 11 |

I. INTRODUCTION

Brill waves are simple solutions to the Einstein vacuum constraint equations. Nonetheless, they show interesting structures and allow one to study more involved properties of spacetimes in General Relativity. In this article, we compute families of solutions to the Einstein vacuum equations of the Brill wave type, but with slower fall-off towards spatial infinity than usually considered.

Brill wave solutions were introduced by D. Brill in [8]. See also [17] by N. Ó Murchadha, or [14] by A. Khirnov and T. Ledvinka for further results and discussions. They have been used as initial data in several numerical evolutions. See *e.g.* [1, 11, 12, 19].

The Einstein vacuum equations are

$$R_{\mu\nu} = 0 \quad (1)$$

with $\mu, \nu = 0, 1, 2, 3$. Generally, Greek indices denote spacetime coordinates, whereas Latin indices denote spatial components. We solve the equations for the unknown metric $\mathbf{g}_{\mu\nu}$, denoting the solution spacetimes by (M, \mathbf{g}) . These are 4-dimensional manifolds with a Lorentzian metric \mathbf{g} solving the system of equations (1). We denote initial data for the Einstein equations by (H, g_{ij}, k_{ij}) with i, j denoting spatial indices, where H is a 3-dimensional Riemannian manifold with metric g_{ij} and extrinsic curvature k_{ij} . Initial data have to satisfy the constraint equations (8)-(9) below.

Denote by (T, e_1, e_2, e_3) a frame field for the spacetime (M, \mathbf{g}) . Here T is a future-directed unit timelike vector field, and the remaining vector fields form an orthonormal frame for the spacelike hypersurface H . In the following, t and α are the time and lapse functions associated to the foliation of M constructed by evolving the initial data. Curvature quantities with a bar refer to curvature in H , whereas $R_{\alpha\beta\gamma\delta}$ is the spacetime Riemannian curvature tensor. The same rules apply to the Ricci and scalar curvatures, as well as the differential operators.

Let k_{ij} denote the second fundamental form with respect to the t -foliation, given by

$$k_{ij} = -g(D_{e_i}T, e_j) . \quad (2)$$

In particular, k_{ij} obeys the first variation equation

$$\frac{\partial g_{ij}}{\partial t} = -2\alpha k_{ij} . \quad (3)$$

* lbieri@umich.edu

† garfinkl@oakland.edu

‡ jcwheel@umich.edu

The structure equations ((4)-(6)) of the foliation read

$$\frac{\partial k_{ij}}{\partial t} = -\bar{\nabla}_i \bar{\nabla}_j \alpha + (R_{i0j0} - k_{im} k_j^m) \alpha \quad (4)$$

$$\bar{\nabla}_i k_{jm} - \bar{\nabla}_j k_{im} = R_{m0ij} \quad (5)$$

$$\bar{R}_{ij} + (\text{tr } k) k_{ij} - k_{im} k_j^m = R_{ij} + R_{i0j0} \quad (6)$$

The latter is the trace of the Gauss equation

$$\bar{R}_{imjn} + k_{ij} k_{mn} - k_{in} k_{mj} = R_{imjn} \quad (7)$$

From these, one may derive the constraint and evolution equations for the Einstein vacuum (EV) equations (1):

Constraint equations for EV

$$(\text{div } k)_j = \partial_j (\text{tr } k) \quad (8)$$

$$\bar{R} + (\text{tr } k)^2 - |k|^2 = 0 \quad (9)$$

Evolution equations for EV

$$\frac{\partial \bar{g}_{ij}}{\partial t} = -2\alpha k_{ij} \quad (10)$$

$$\frac{\partial k_{ij}}{\partial t} = -\bar{\nabla}_i \bar{\nabla}_j \alpha + (\bar{R}_{ij} + (\text{tr } k) k_{ij} - 2k_{im} k_j^m) \alpha \quad (11)$$

We also obtain

$$\frac{\partial \text{tr } k}{\partial t} = -\Delta \alpha - (\bar{R} + (\text{tr } k)^2) \alpha. \quad (12)$$

Moreover, we have the following equations in H

$$(\text{curl } k)_{ij} = H_{ij} \quad (13)$$

$$\bar{R}_{ij} = k_{im} k_j^m + E_{ij}. \quad (14)$$

where E_{ij} and H_{ij} denote electric and magnetic parts of the Weyl curvature, respectively.

When choosing, say, a maximal time function t , then $\text{tr } k = 0$ and the above equations simplify accordingly. For the Brill-type solutions considered in the upcoming section, we will have $k = 0$, so the equations will simplify considerably, allowing simpler characterization of the corresponding initial data.

The remainder of this article is organized as follows: In section II, we briefly review the Brill waves as introduced in [8], and give an overview of different types of asymptotically-flat spacetimes, from which data for the new Brill wave solutions are extracted. Existence and uniqueness of these new Brill wave solutions are then proven in section III and computed in section IV. The conclusions follow in section V.

We note that as a byproduct we construct an example of Brill wave initial data whose evolution cannot satisfy the antipodal conjecture of [20]. Recently, this topic has been discussed in the literature a lot, see for instance [18], [15], and a forthcoming paper addressing the general case [2].

II. BRILL WAVES AND GENERAL RELAXED FALL-OFF BEHAVIOR

In [8], D. Brill studied a family of solutions of the Einstein equations that have since been called Brill waves. More specifically, Brill waves are solutions of the Einstein vacuum equations that are axisymmetric and time-symmetric. They are defined by the initial spatial metric on $H = \mathbb{R}^3$ given in cylindrical coordinates $\{\rho, z, \varphi\}$ by

$$g = \Psi^4 (e^{2q} (d\rho^2 + dz^2) + \rho^2 d\varphi^2). \quad (15)$$

The function $q = q(\rho, z)$ can be chosen, subject to mild conditions, and the conformal factor Ψ is then determined by the constraint equations. In particular, we require

$$q = \frac{\partial q}{\partial \rho} = 0 \quad \text{along the } z\text{-axis}, \quad (16)$$

that it decays fast enough at infinity, and that it is sufficiently regular.

The time-symmetry implies that the extrinsic curvature vanishes, $k_{ij} = 0$. As a result, the constraint equation (8) becomes trivial, whereas (9) simplifies to

$$\bar{R} = 0. \quad (17)$$

Due to time symmetry, then, the momentum constraints are trivial, so to construct the data we only need to solve the Hamiltonian constraint (17). Under the metric ansatz (15), this reduces to

$$\Delta \Psi + \frac{1}{4} \left(\frac{\partial^2 q}{\partial \rho^2} + \frac{\partial^2 q}{\partial z^2} \right) \Psi = 0. \quad (18)$$

In [8], Brill looked at data that behaves towards spatial infinity like

$$q = O(r^{-2}) \quad (19)$$

$$\Psi = 1 + \frac{M}{2r} + O(r^{-2}) \quad (20)$$

with the constant M being the total mass.

In this article, we compute Brill-type solutions for more general data with slower fall-off. Before turning to the Brill-wave case where $k_{ij} = 0$, we first discuss the more general data $k_{ij} \neq 0$ in a larger framework to set up the context.

Ultimately, we need to understand the behavior of our spacetimes towards infinity, in particular of the quantities q and Ψ above. As we study asymptotically-flat initial data in the following subsection, we shall briefly introduce different types of such data, collecting the fall-off behavior of both the data and the resulting spacetime curvature. These will yield the physical scenarios from which we shall extract new fall-off behavior for q and Ψ in the Brill-wave ansatz.

A. Asymptotically-Flat Spacetimes

Data of type (A): First, we consider initial data (H, g_{ij}, k_{ij}) for which there exists a coordinate system (x^1, x^2, x^3) in a neighborhood of infinity in which the metric and extrinsic curvature satisfy, as $r := (\sum_{i=1}^3 (x^i)^2)^{\frac{1}{2}} \rightarrow \infty$,

$$g_{ij} = \delta_{ij} + h_{ij} + o_3(r^{-\frac{3}{2}}) \quad (21)$$

$$k_{ij} = o_2(r^{-\frac{5}{2}}) \quad (22)$$

with h_{ij} being homogeneous of degree -1 . In particular, h may include a non-isotropic mass term $M(\theta, \phi)$ depending on the angles θ, ϕ . The spacetime metric will include a resulting term, being homogeneous of degree -1 with corresponding limit $M(u, \theta, \phi)$ at future null infinity depending on the retarded time u . We refer to this type of initial data and the corresponding spacetimes as (A).

NOTATION: By u we denote the optical function (as in the stability proofs [10], [6], [7]) corresponding to *minus the retarded time* in Minkowski spacetime. We refer to u just as the *retarded time* with this sign convention. Set $\tau_- := \sqrt{1 + u^2}$.

At this point, we refer the reader to appendix A for the definitions of the curvature components to be discussed. It is shown in [4] and [5] that, for spacetimes of type (A), the compo-

nents of the spacetime curvature behave as

$$\underline{\alpha} = O(r^{-1} \tau_-^{-\frac{5}{2}}) \quad (23)$$

$$\underline{\beta} = O(r^{-2} \tau_-^{-\frac{3}{2}}) \quad (24)$$

$$\underline{\varrho} = O(r^{-3}) \quad (25)$$

$$\varrho - \bar{\varrho} = O(r^{-3}) \quad (26)$$

$$\sigma = O(r^{-3} \tau_-^{-\frac{1}{2}}) \quad (27)$$

$$\sigma - \bar{\sigma} = O(r^{-3} \tau_-^{-\frac{1}{2}}) \quad (28)$$

$$\beta = o(r^{-\frac{7}{2}}) \quad (29)$$

$$\alpha = o(r^{-\frac{7}{2}}) \quad (30)$$

Note that in the initial hypersurface H_0 , the decay behavior translates into $r^{-\frac{7}{2}}$ fall-off for all curvature components except for $\varrho = O(r^{-3})$ and $\varrho - \bar{\varrho} = O(r^{-3})$. The analogous statement is true for the other spacetimes below, but with different fall-off.

In particular, we also derive for type (A) spacetimes that

$$\nabla \varrho = O(r^{-4}) \quad (31)$$

whereas in the stability result by Christodoulou and Klainerman (CK) it is

$$\nabla \varrho = O(r^{-4} \tau_-^{-\frac{1}{2}}). \quad (32)$$

From this we extract the following fall-off conditions for the initial data to Brill-wave solutions of type (A), which we wish to investigate: as $r \rightarrow \infty$,

$$q = O(r^{-3/2}) \quad (33)$$

$$\Psi = 1 + \frac{M}{2r} + O(r^{-3/2}). \quad (34)$$

Here, M is a mass term which may, in general, be non-isotropic, having $M(\theta, \phi)$ depend on angle. In section III, however, we prove that any solutions of this type must, in fact, have M constant, reducing the data to the following, type (CK).

Data of type (CK): In [10], D. Christodoulou and S. Klainerman considered (CK) data, refer to this type of initial data and the corresponding spacetimes as (CK):

$$g_{ij} = \left(1 + \frac{2M}{r}\right) \delta_{ij} + o_4(r^{-\frac{3}{2}}) \quad (35)$$

$$k_{ij} = o_3(r^{-\frac{5}{2}}), \quad (36)$$

where M denotes the mass and is constant.

For spacetimes of type (CK) the curvature components behave like

$$\underline{\alpha} = O(r^{-1} \tau_-^{-\frac{5}{2}}) \quad (37)$$

$$\underline{\beta} = O(r^{-2} \tau_-^{-\frac{3}{2}}) \quad (38)$$

$$\varrho = O(r^{-3}) \quad (39)$$

$$\varrho - \bar{\varrho} = O(r^{-3} \tau_-^{-\frac{1}{2}}) \quad (40)$$

$$\sigma = O(r^{-3} \tau_-^{-\frac{1}{2}}) \quad (41)$$

$$\sigma - \bar{\sigma} = O(r^{-3} \tau_-^{-\frac{1}{2}}) \quad (42)$$

$$\beta = o(r^{-\frac{7}{2}}) \quad (43)$$

$$\alpha = o(r^{-\frac{7}{2}}) \quad (44)$$

Data of type (B): In [4], [5], L. Bieri proved stability for initial data of the following type, referring to this type of initial data and the corresponding spacetimes as (B): as $r \rightarrow \infty$,

$$g_{ij} = \delta_{ij} + o_3(r^{-\frac{1}{2}}) \quad (45)$$

$$k_{ij} = o_2(r^{-\frac{3}{2}}). \quad (46)$$

Further, in the initial hypersurface H_0 it follows that the Weyl curvature W is of the order $r^{-\frac{5}{2}}$. At this point, recall equation (14) for the spatial Ricci curvature. It then follows from the above as well as (14), (46) that the spatial Ricci curvature \bar{Ric} is of the order $r^{-\frac{5}{2}}$. From (46) and (9) with $\text{tr} k = 0$ it follows that

$$\bar{R} = |k|^2 = o(r^{-3}). \quad (47)$$

Thus, summarizing, we have in H_0 :

$$W = o(r^{-\frac{5}{2}}) \quad (48)$$

$$\bar{Ric} = o(r^{-\frac{5}{2}}) \quad (49)$$

$$\bar{R} = o(r^{-3}). \quad (50)$$

It was shown in [4], [5] that in spacetimes (M, \mathbf{g}) of type (B), the curvature components behave as follows:

$$\underline{\alpha} = O(r^{-1} \tau_-^{-\frac{3}{2}}) \quad (51)$$

$$\underline{\beta} = O(r^{-2} \tau_-^{-\frac{1}{2}}) \quad (52)$$

$$\varrho, \sigma, \alpha, \beta = o(r^{-\frac{5}{2}}). \quad (53)$$

From this we extract the following fall-off conditions for the initial data to Brill-wave solutions of type (B), which we wish to investigate: as $r \rightarrow \infty$,

$$q = O(r^{-1/2}) \quad (54)$$

$$\Psi = 1 + O(r^{-1/2}). \quad (55)$$

In section IV, we present computations for a concrete example of this type.

III. EXISTENCE AND UNIQUENESS OF BRILL WAVE SOLUTIONS WITH RELAXED FALL-OFF BEHAVIOR

We would like to compute and characterize new Brill wave solutions both of type (A) and of type (B), and this amounts to constructing a pair q, Ψ satisfying (33)-(34) or (54)-(55), respectively. For this purpose, we return to the situation where $k_{ij} = 0$ as explained in the introduction, and recall that the constraint equations reduce to (17), giving (18). Setting

$$\phi := -\frac{1}{4} \left(\frac{\partial^2 q}{\partial \rho^2} + \frac{\partial^2 q}{\partial z^2} \right), \quad (56)$$

we see that (18) is equivalent to the Schrödinger-type BVP

$$\begin{aligned} -\Delta \Psi + \phi \Psi &= 0 \\ \lim_{r \rightarrow \infty} \Psi &= 1, \end{aligned} \quad (57)$$

with ‘‘potential’’ ϕ . As in [8], our strategy is to specify an admissible q and construct a corresponding Ψ by solving (57). It is not obvious a priori precisely when this can be done, or that the resulting Ψ will have the desired structure and decay. In this subsection, we establish that it can be done in principle, and done uniquely, under reasonable conditions on q , and that the constructed Ψ will satisfy appropriate decay conditions. Namely: up to a mass term, $\Psi - 1$ decays at least as quickly as q , so that the desired decay rate can be easily prescribed.

To bring analytical tools to bear, we operate in the weighted Sobolev spaces $W_\delta^{k,p}$ and $W_\delta^{\prime k,p}$ ($k \in \mathbb{N}_0$, $p \in [1, \infty)$, and $\delta \in \mathbb{R}$) on \mathbb{R}^n , function spaces defined and reviewed in Appendix B. Roughly, functions in $W_\delta^{k,p}$ or $W_\delta^{\prime k,p}$ can be thought of as decaying at least as quickly as r^δ as $r \rightarrow \infty$, with each derivative up to order k having an additional power of falloff, and the difference between the primed and unprimed spaces involves local weighted integrability around the origin. Indeed, if $kp > n$ one has $u \in W_\delta^{k,p} \implies u = o(r^\delta)$ (Proposition 4). While the present work is primarily concerned with applications to $n = 3$, results in this section will be general to $n \geq 3$.

Given $q \in W_{-\tau}^{2,p}$ for some $p > n$ and $\tau > 0$, we clearly have $\phi \in W_{-2-\tau}^{0,p}$, and it is convenient to identify the linear differential operator

$$P := \Delta - \phi, \quad (58)$$

which may be considered as a bounded linear operator $W_\delta^{2,p} \rightarrow W_{\delta-2}^{0,p}$ for any $\delta \in \mathbb{R}$. P is

clearly asymptotic to Δ at rate τ (Definition 2). To naturally incorporate the boundary condition $\Psi \rightarrow 1$, it is further convenient to set $u := \Psi - 1$ and recast (57) as

$$\begin{aligned} Pu &= \phi. \\ u &= o(1). \end{aligned} \quad (59)$$

We first establish that any solutions must decay appropriately.

Proposition 1 *Suppose that a linear differential operator L is asymptotic to Δ at rate $\tau > 0$ and exponent $p > n$, $f \in W_{\delta'-2}^{0,p}$, and that $u \in W_{\delta'}^{2,p}$ ($\delta' \leq \delta \in \mathbb{R}$ both non-exceptional) solves $Lu = f$. Then there is an exceptional $k \leq k^-(\delta)$, a harmonic function h_k of order r^k , and an $\eta \in C^1(\mathbb{R}^n \setminus \{0\})$ satisfying $\eta(x) = 0$ for $|x| > 1$ such that*

$$\begin{aligned} u - h_k - \eta &\in \left(\bigcap_{\epsilon > 0} W_{k+\epsilon-\tau}^{2,p} \right) \cup W_{\delta'}^{2,p} \\ &= \bigcap_{\epsilon > 0} W_{\max(k+\epsilon-\tau, \delta')}^{2,p}. \end{aligned}$$

In particular,

$$u - h_k = o(r^{\max(k+\epsilon-\tau, \delta')}) \quad (60)$$

for every $\epsilon > 0$.

Here, $\delta \in \mathbb{R}$ is called *exceptional* if it is among the possible growth rates of harmonic functions in dimension n , i.e. if $\delta \in \mathbb{Z} \setminus \{2 - n < k < 0\}$, and

$$k^-(\delta) := \max\{k < \delta \mid k \text{ exceptional}\}.$$

This proposition, the explicit statement of a non-homogeneous version of Theorem 1.17 of [3] (see also [16]), essentially states that the deviation of a solution u from a harmonic function is controlled at infinity by either the operator L 's deviation from Δ or the falloff of the source term f , whichever is weaker. The proof requires the following simple existence lemma for the Laplacian on $W_{\delta}^{k+2,p}$, drawing on the fact that $\Delta : W_{\delta}^{k+2,p} \rightarrow W_{\delta-2}^{k,p}$ is an isomorphism for δ non-exceptional and $1 < p < \infty$ ([3], Theorem 1.7).

Lemma 1 *Given $R > 0$ and $F \in W_{\delta-2}^{k,p}$ with $k \in \mathbb{N}_0$, $1 < p < \infty$ and δ non-exceptional, there exists a $u \in W_{\delta}^{k+2,p}$ such that*

$$\Delta u = F \quad \text{on } |x| > R.$$

Proof. Let $\chi \in C^\infty(\mathbb{R}^n)$ satisfy $\chi(x) = 1$ on $\mathbb{R}^n \setminus B_1$ and $\chi(x) = 0$ on $B_{1/2}$, and set $\chi_R(x) := \chi(x/R)$. Then $\chi_R F \in W_{\delta-2}^{k,p}$, so there is a $u' \in W_{\delta}^{k+2,p}$ satisfying $\Delta u' = \chi_R F$. Take $u := \chi_R u' \in W_{\delta}^{k+2,p}$. ■

Proof of Proposition 1. Given a solution $u \in W_{\delta}^{2,p}$, we have

$$\begin{aligned} \Delta u &= Lu + (\Delta - L)u \\ &= f + (\Delta - L)u =: F. \end{aligned} \quad (61)$$

Set $\delta_m := \max(\delta - m\tau, \delta') \leq \delta$ for $m \in \mathbb{N}_0$, and assume WLOG these are all non-exceptional. As $\delta_0 = \delta$, we are given that $u \in W_{\delta_0}^{2,p}$. From the decay assumptions on $L - \Delta$ and f , we deduce $F \in W_{\delta_1-2}^{0,p}$. Lemma 1 ensures that there is a $v_1 \in W_{\delta_1}^{2,p}$ such that

$$\Delta(u - v_1) = 0 \quad \text{on } |x| > 1, \quad (62)$$

so that

$$u - v_1 = h_{k_0} \quad \text{on } |x| > 1 \quad (63)$$

for some harmonic function h_{k_0} of degree $k_0 \leq k^-(\delta_0) = k^-(\delta)$ by the decay properties of u and v . If $\delta_1 < k_0$, then the harmonic term dominates at infinity and $u \in W_{k_0+\epsilon}^{2,p}$ (for any $\epsilon > 0$), and if instead $\delta_1 > k_0$, then $u \in W_{\delta_1}^{2,p}$. In the latter case, our hypothesis has reset, and we may repeat the above argument to find a $v_2 \in W_{\delta_2}^{2,p}$ such that

$$u - v_2 = h_{k_1} \quad \text{on } |x| > 1 \quad (64)$$

with $k_1 \leq k^-(\delta_1) \leq k^-(\delta)$, similarly obtaining either $u \in W_{k_1+\epsilon}^{2,p}$ or $u \in W_{\delta_2}^{2,p}$. We iterate in this way M times until either $u \in W_{k_M+\epsilon}^{2,p}$ for some $\delta_{M+1} < k_M < \delta_M$, or $\delta_M = \delta'$, so that $v_M \in W_{\delta'}^{2,p}$. The result is achieved in the latter case; in the former, we set $\delta_* := \max(k_M + \epsilon - \tau, \delta')$ and proceed one last time to find $F \in W_{\delta_*-2}^{2,p}$, and hence there is a $v_* \in W_{\delta_*}^{2,p}$ with

$$u - v_* = h_{k_M} \quad \text{on } |x| > 1, \quad (65)$$

as desired. Note that the final harmonic term must be of degree k_M (not less than k_M), or else it would contradict the known decay rate of u from the M th iteration concluding $u = h_{k_M} + v_{M+1}$ on $|x| > 1$, in particular that $\lim_{r \rightarrow \infty} r^{-k_M} |u| \neq 0$.

Regularity of the error term η follows from the usual Sobolev Embedding Theorem.

■

Applying Proposition 1 to our context, i.e. to (59) with $P = \Delta - \phi$ in $n = 3$, we have $0 < \delta < 1$ and $\delta' = -\tau$. The result initially yields $k \leq 0$ and $u - h_0 - \eta \in W_{\epsilon-\tau}^{2,p}$, but since $u = o(1)$, the degree 0 term in h_0 must be null, improving the estimate to $u - h_{-1} - \eta \in W_{-\tau}^{2,p}$. In particular, for slow decay $0 < \tau < 2$,

$$u = \frac{C}{r} + o(r^{-\tau}), \quad (66)$$

indicating that, up to a mass term, the falloff of u is controlled by that of q , as desired. Note that C here must be constant, so type (A) Brill wave solutions cannot have anisotropic mass.

It remains to establish when a unique solution for u exists. Though a more general version of the following result was proven by Choquet-Bruhat and Christodoulou in [9] (Theorem 6.6), we include a proof demonstrating that Proposition 1 yields precisely the needed decay to carry through the argument simply in our context.

Proposition 2 *Given $\phi \in W_{-2-\tau}^{0,p}$ with $\tau > 0$, $p > n$, and $\phi(x) \geq 0$, the linear differential operator $P : W_{\delta}^{2,p} \rightarrow W_{\delta-2}^{0,p}$ given by $P := \Delta - \phi$ is an isomorphism for $2 - n < \delta < 0$.*

Proof. As P is clearly self-adjoint, discussion surrounding Proposition 1.14 in [3] indicates that P is Fredholm of index 0 for $2 - n < \delta < 0$, hence surjectivity is equivalent to injectivity. We establish the latter.

Suppose $u \in W_{\delta}^{2,p}$ satisfies $Pu = 0$, so that $\Delta u - \phi u = 0$. Take $(u_m)_{m=1}^{\infty} \subset C_c^{\infty}(\mathbb{R}^n)$ such that $u_m \rightarrow u$ in $W_{\delta}^{2,p}$, and observe

$$\begin{aligned} 0 &= \int_{\mathbb{R}^n} (-\Delta u + \phi u) u_m d^n x \\ &= \int_{\mathbb{R}^n} (\nabla u \cdot \nabla u_m + \phi u u_m) d^n x \\ &= \int_{\mathbb{R}^n} (|\nabla u|^2 + \phi u^2) d^n x \\ &+ \int_{\mathbb{R}^n} [\nabla u \cdot \nabla(u_m - u) + \phi u(u_m - u)] d^n x. \end{aligned} \quad (67)$$

By Proposition 1 with $\delta' \rightarrow -\infty$, there is an exceptional $k \leq k^-(\delta) = 2 - n < 0$ such that

$$u = O(r^k), \quad |\nabla u| = O(r^{k-1}), \quad (68)$$

so $u \in W_{k+\epsilon}^{1,s}$ for any $\epsilon > 0$ and $s \in [1, \infty)$. This

allows us to estimate the error terms above:

$$\begin{aligned} &\left| \int_{\mathbb{R}^n} \nabla u \cdot \nabla(u_m - u) d^n x \right| \\ &\leq \|\nabla u \cdot \nabla(u_m - u)\|_{1,-n} \\ &\leq \|\nabla u\|_{p',1-n-\delta} \cdot \|\nabla(u_m - u)\|_{p,\delta-1} \\ &\leq \|u\|_{1,p',k-\delta} \cdot \|u_m - u\|_{2,p,\delta}, \end{aligned} \quad (69)$$

by the weighted Hölder's inequality (See Proposition 4 in Appendix B) and since $k \leq 2 - n$. Here, p' is defined by $\frac{1}{p'} = 1 - \frac{1}{p}$. Similarly,

$$\begin{aligned} &\left| \int_{\mathbb{R}^n} \phi u(u_m - u) d^n x \right| \\ &\leq \|\phi u(u_m - u)\|_{1,-n} \\ &\leq \|\phi\|_{p,-2-\tau} \cdot \|u\|_{p',2-n+\tau-\delta} \cdot \|u_m - u\|_{p,\delta} \\ &\leq \|\phi\|_{p,-2-\tau} \cdot \|u\|_{p',k+\tau-\delta} \cdot \|u_m - u\|_{p,\delta}, \end{aligned} \quad (70)$$

where $\frac{1}{p'} = 1 - \frac{2}{p}$. As $m \rightarrow \infty$, then, each of these tends to 0, giving

$$0 = \int_{\mathbb{R}^n} (|\nabla u|^2 + \phi u^2), \quad (71)$$

hence $\nabla u = 0$ a.e. since $\phi \geq 0$, forcing $u \equiv 0$ and showing that $\ker(P)$ is trivial.

■

This result implies that, under the stated hypotheses, $Pu = \phi$ has a unique solution in $W_{\delta}^{2,p}$ for $\max(2 - n, -\tau) < \delta < 0$, and Proposition 1 ensures that this uniqueness is sufficient given $u = o(1)$. Note that in general, however, Proposition 2's claim may be false without the sign condition on ϕ . One may construct a counterexample in $n = 3$ by taking, say,

$$u(x) = \frac{1}{\sqrt{1+r^2}}, \quad (72)$$

which is strictly positive, everywhere smooth, and satisfies $u(x) = \frac{1}{r} + O(r^{-3})$, and defining

$$\phi(x) := \frac{\Delta u}{u} = \frac{-3}{(1+r^2)^2}, \quad (73)$$

which is also everywhere smooth. Clearly $\phi \in W_{-2-\tau}^{0,p}$ for $0 < \tau < 2$, but $u \in \ker(\Delta - \phi)$ on $W_{\delta}^{2,p}$ for $-1 < \delta < 0$, so $\Delta - \phi$ is not an isomorphism. This $\phi(x)$, of course, violates the sign condition.

Regardless of sign, however, such counterexamples do not arise if ϕ (and hence q) is taken sufficiently “small”:

Proposition 3 *Given $p > n$ and $2 - n < \delta < 0$, there exists a constant $M > 0$ such that if $\phi \in$*

$W_{-2-\tau}^{0,p}$ with $\tau > 0$ satisfies $\|\phi\|_{p,-2} < M$, the linear differential operator $P : W_{\delta}^{2,p} \rightarrow W_{\delta-2}^{0,p}$ given by $P := \Delta - \phi$ is an isomorphism.

Proof. By Proposition 2 with $\phi \equiv 0$, $\Delta : W_{\delta}^{2,p} \rightarrow W_{\delta-2}^{0,p}$ is an isomorphism for these δ , and Theorem 1.7 in [3] demonstrated the boundedness of $K : W_{\delta-2}^{0,p} \rightarrow W_{\delta}^{2,p}$ given by

$$(Kf)(x) := -c_n \int_{\mathbb{R}^n} \frac{f(x')}{|x-x'|^{n-2}} d^n x' \quad (74)$$

with $c_n > 0$. Since $\delta - 2 < -2 < -n/p$, a trivial comparison of norms yields $W_{\delta-2}^{0,p} \subset W_{\delta-2}^{\prime 0,p}$ (note that combining with the weighted Poincaré inequality, Theorem 1.3 of [3], further gives $W_{\delta}^{2,p} \subset W_{\delta}^{\prime 2,p}$), so we may restrict K to a bounded operator $K : W_{\delta-2}^{0,p} \rightarrow W_{\delta}^{\prime 2,p}$. The operator

$$K \circ \Delta : W_{\delta}^{2,p} \rightarrow W_{\delta}^{\prime 2,p} \quad (75)$$

is then bounded, hence continuous, and it is a standard result that this restricts to the identity on $C_c^{\infty}(\mathbb{R}^n)$. We have by continuity, then, that $(K \circ \Delta)u = u$ for all $u \in W_{\delta}^{2,p}$, so the codomain of K may be tightened to obtain

$$K = \Delta^{-1} : W_{\delta-2}^{0,p} \rightarrow W_{\delta}^{2,p} \quad (76)$$

is a bounded isomorphism by the Inverse Operator Theorem.

Now, given $\phi \in W_{-2-\tau}^{0,p}$, we consider the linear differential operator $P := \Delta - \phi : W_{\delta}^{2,p} \rightarrow W_{\delta-2}^{0,p}$. Invertibility of P is equivalent to that of

$$K \circ P = \mathbb{1} - K_{\phi} : W_{\delta}^{2,p} \rightarrow W_{\delta}^{2,p}, \quad (77)$$

where $K_{\phi} : W_{\delta}^{2,p} \rightarrow W_{\delta}^{2,p}$ is defined by

$$\begin{aligned} (K_{\phi}u)(x) &:= (K(\phi u))(x) \\ &= -c_n \int_{\mathbb{R}^n} \frac{\phi(x')u(x')}{|x-x'|^{n-2}} d^n x'. \end{aligned} \quad (78)$$

$\mathbb{1} - K_{\phi}$ is now invertible, with inverse given by

$$(\mathbb{1} - K_{\phi})^{-1} = \sum_{k=0}^{\infty} (K_{\phi})^k, \quad (79)$$

provided that this series converges in $\mathcal{L}(W_{\delta}^{2,p})$, in particular if $\|K_{\phi}\|_{\text{op}} < 1$ with $\|\cdot\|_{\text{op}}$ the operator norm. Utilizing the weighted Hölder's and Sobolev inequalities (Proposition 4), the estimate

$$\begin{aligned} \|K_{\phi}u\|_{2,p,\delta} &\leq \|K\|_{\text{op}} \|\phi u\|_{p,\delta-2} \\ &\leq \|K\|_{\text{op}} \|\phi\|_{p,-2} \|u\|_{\infty,\delta} \\ &\leq C \|K\|_{\text{op}} \|\phi\|_{p,-2} \|u\|_{2,p,\delta} \end{aligned} \quad (80)$$

(for some $C > 0$) yields

$$\|K_{\phi}\|_{\text{op}} \leq C \|K\|_{\text{op}} \|\phi\|_{p,-2}, \quad (81)$$

so we may take $M = (C \|K\|_{\text{op}})^{-1}$.

Given $\phi \in W_{-2-\tau}^{0,p}$ satisfying this smallness condition, then, the problem $Pu = \phi$ admits a unique solution $u \in W_{\delta}^{2,p}$ for $\max(2-n, -\tau) < \delta < 0$, given by

$$u = (\mathbb{1} - K_{\phi})^{-1}(K\phi) = \sum_{k=0}^{\infty} (K_{\phi})^{k+1}(1). \quad (82)$$

From this we deduce

$$|u| \leq \sum_{k=0}^{\infty} (K_{-|\phi|})^{k+1}(1), \quad (83)$$

and since this RHS increases with $|\phi|$, we see that we can ensure $|u| < 1$, so that $\Psi = 1 + u > 0$ is an admissible conformal factor, if $-|\phi|$ can be bounded below by a ϕ_m for which the corresponding series solution u_m in (82) converges pointwise and satisfies $|u_m| < 1$. Minorly adjusting an argument of Brill [8], this can be ensured if $\phi_m = \phi_m(r) \leq 0$ depends only on $r := |x|$, is continuous, and satisfies

$$\int_0^{\infty} r |\phi_m(r)| dr < \frac{1}{2}. \quad (84)$$

Explicitly, one might take

$$\phi_m(r) = \begin{cases} -M^2 & r \leq R \\ -M^2 \left(\frac{R}{r}\right)^{2+\tau} & r \geq R \end{cases} \quad (85)$$

with $MR < \sqrt{\frac{\tau}{2+\tau}}$.

Taken together, Propositions 1-3 establish that the BVP (59) admits a unique solution for a broad class of admissible q , including an open ball around the origin of $W_{-\tau}^{2,p}$, and that any solution satisfies that the decay of u is controlled by that of q . We are thereby assured that the task of numerically integrating (59) with appropriate, e.g. sufficiently small, $q \in W_{-1/2}^{2,p}$ or $W_{-3/2}^{2,p}$ both is well-posed and will indeed yield initial data sets of type (A) or (B), respectively.

IV. NUMERICAL COMPUTATIONS OF BRILL WAVES WITH RELAXED FALL-OFF BEHAVIOR

Finally, we are going to compute new Brill-wave solutions for the general data of types

(A) as given in (33)-(34) and for types (B) as given in (54)-(55). We recall that, under time-symmetry, the constraint equations reduce to (17) and we have (18), and ultimately the BVP (57). We follow the scheme of Section III: we pick the function q , use it to compute ϕ given by eqn. (56) and then numerically solve eqn. (57). We will find it convenient to perform the numerical computations in spherical polar coordinates (r, θ) which are related to the cylindrical coordinates by $z = r \cos \theta$, $\rho = r \sin \theta$. In that case, the formula for ϕ given in eqn. (56) becomes

$$\phi = -\frac{1}{4} \left(\frac{\partial^2 q}{\partial r^2} + \frac{1}{r} \frac{\partial q}{\partial r} + \frac{1}{r^2} \frac{\partial^2 q}{\partial \theta^2} \right) \quad (86)$$

We define $F \equiv \ln \Psi$ and define F_1 and F_2 by $F = F_1 + F_2$ and

$$\Delta F_1 = \phi \quad (87)$$

Then eqn. (57) becomes

$$\Delta F_2 = -\vec{\nabla} F \cdot \vec{\nabla} F \quad (88)$$

Thus given a numerical method to invert the Laplacian we first solve eqn. (87) and then solve eqn. (88) by iteration.

Our numerical method to invert the Laplacian is the standard Green's function for axisymmetric functions (see, e.g. [13]) where we compute all integrals numerically. Explicitly, for eqn. (87) we have

$$F_1 = \sum_{\ell=0}^{\infty} \left[g_{\ell}(r) r^{-(\ell+1)} + h_{\ell}(r) r^{\ell} \right] P_{\ell}(\cos \theta) \quad (89)$$

where $g_{\ell}(r)$ and $h_{\ell}(r)$ are given by

$$g_{\ell}(r) = \int_0^r \tilde{r}^{\ell+2} d\tilde{r} \int_0^{\pi} \sin \theta d\theta \phi(\tilde{r}, \theta) P_{\ell}(\cos \theta) \quad (90)$$

$$h_{\ell}(r) = \int_r^{\infty} \tilde{r}^{1-\ell} d\tilde{r} \int_0^{\pi} \sin \theta d\theta \phi(\tilde{r}, \theta) P_{\ell}(\cos \theta) \quad (91)$$

We will find it useful to examine the behavior of the curvature component ϱ , which for Brill wave initial data is given asymptotically (as $r \rightarrow \infty$) by the expression

$$\begin{aligned} r^2 \varrho &= -r^2 \frac{\partial^2 q}{\partial r^2} - \frac{\partial^2 q}{\partial \theta^2} - \cot \theta \frac{\partial q}{\partial \theta} + 2r^2 \frac{\partial q}{\partial r} \frac{\partial F}{\partial r} \\ &- 2 \frac{\partial q}{\partial \theta} \frac{\partial F}{\partial \theta} - 4r^2 \frac{\partial^2 F}{\partial r^2} - 4r \frac{\partial F}{\partial r} - 2 \frac{\partial^2 F}{\partial \theta^2} \\ &- 2 \cot \theta \frac{\partial F}{\partial \theta} - 4 \left(\frac{\partial F}{\partial \theta} \right)^2 \end{aligned} \quad (92)$$

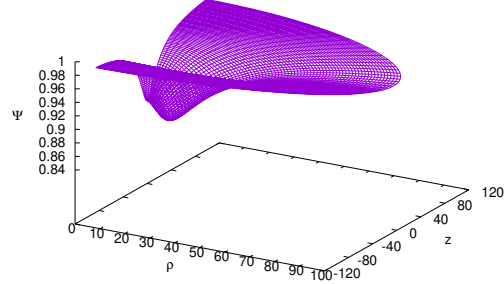


FIG. 1. Ψ with q given by eqn. (93) with $a_0 = 8$, $r_0 = 10$, $\gamma = 3/2$

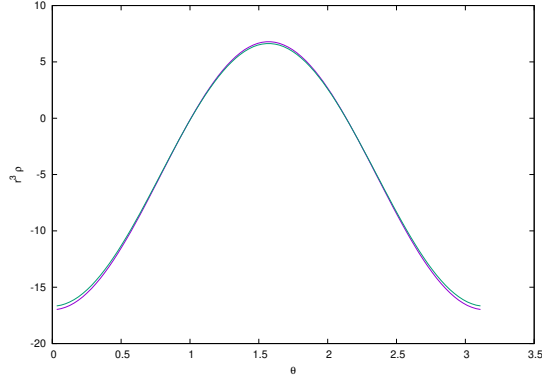


FIG. 2. $r^3 \varrho$ as a function of θ for $r = 10000$ and $r = 15000$ with q given by eqn. (93) with $a_0 = 8$, $r_0 = 10$, $\gamma = 3/2$

We first choose q to take the form

$$q = a_0 r^2 \sin^2 \theta (r^2 + r_0^2)^{-\gamma} \quad (93)$$

where a_0, r_0 and γ are constants. The rate of fall-off is determined by the constant γ .

Figure (1) gives the numerically computed Ψ for the case $a_0 = 8, r_0 = 10, \gamma = 3/2$ up to the radius of $r = 100$. To examine the asymptotic behavior of ϱ it is helpful to go far out into the asymptotic region. Figure (2) plots $r^3 \varrho$ for two different values of r : $r = 10000$ and $r = 15000$. The fact that the two curves agree tells us that the asymptotic behavior of ϱ is $\varrho \propto r^{-3}$

Figure (3) gives the numerically computed Ψ for the case $a_0 = 0.8, r_0 = 10, \gamma = 5/4$ up to the radius of $r = 100$. Figure (4) plots $r^{5/2} \varrho$ for two different values of r : $r = 10000$ and $r = 15000$. The fact that the two curves agree tells us that the asymptotic behavior of ϱ is $\varrho \propto r^{-5/2}$

The choice of q in eqn. (93) is symmetric under $\theta \rightarrow \pi - \theta$, or to put it another way q is

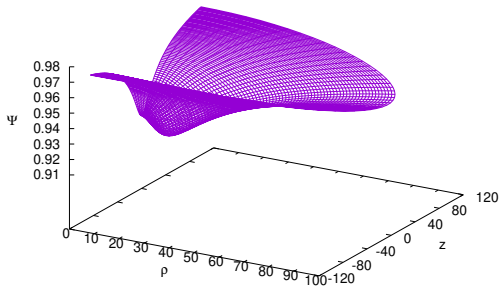


FIG. 3. Ψ with q given by eqn. (93) with $a_0 = 0.8$, $r_0 = 10$, $\gamma = 5/4$

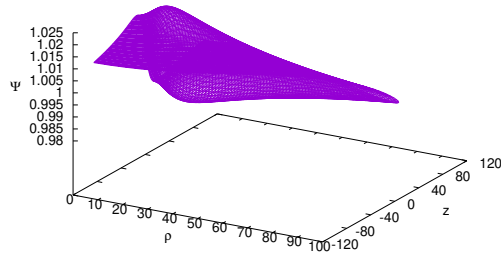


FIG. 5. Ψ with q given by eqn. (94) with $a_0 = 1$, $r_0 = 10$, $\gamma = 7/4$

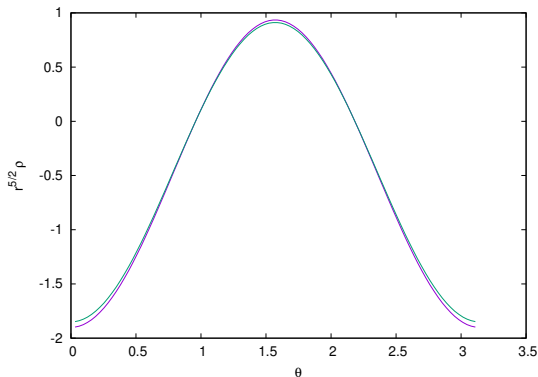


FIG. 4. $r^{5/2}\varrho$ as a function of θ for $r = 10000$ and $r = 15000$ with q given by eqn. (93) with $a_0 = 0.8$, $r_0 = 10$, $\gamma = 5/4$

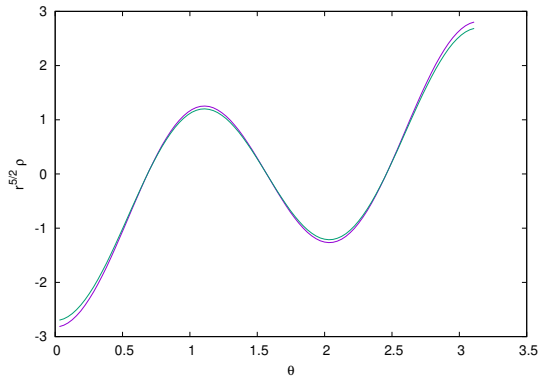


FIG. 6. $r^{5/2}\varrho$ as a function of θ for $r = 10000$ and $r = 15000$ with q given by eqn. (94) with $a_0 = 1$, $r_0 = 10$, $\gamma = 7/4$

symmetric under the antipodal transformation $(\theta, \phi) \rightarrow (\pi - \theta, 2\pi - \phi)$ which takes each point on the two-sphere to its antipode. In order to have an example that is not antipodally symmetric, we consider q of the form

$$q = a_0 r^3 \cos \theta \sin^2 \theta (r^2 + r_0^2)^{-\gamma} \quad (94)$$

Figure (5) gives the numerically computed Ψ for the case $a_0 = 1$, $r_0 = 10$, $\gamma = 7/4$ up to the radius of $r = 100$. Figure (6) plots $r^{5/2}\varrho$ for two different values of r : $r = 10000$ and $r = 15000$. The fact that the two curves agree tells us that the asymptotic behavior of ϱ is $\varrho \propto r^{-5/2}$

Note from figure (6) that ϱ is not antipodally symmetric. This is relevant to the conjecture of Strominger[20] that in the limit of early time at null infinity there is a symmetry under the combination of time reflection and antipodal mapping. Since Brill wave initial data has zero extrinsic curvature, it follows that the time evolution of this initial data has time reflection sym-

metry. Therefore the Brill waves plotted in figures (5-6) do not satisfy the conjecture of [20]. This result should not be regarded as a counterexample to this conjecture, but rather as a statement about the sort of asymptotic flatness under which this conjecture can hold: that is, the conjecture of [20] does not hold for slow fall off.

V. CONCLUSIONS

We have devised a simple method for generating Brill wave initial data of a given prescribed slow fall-off. Our main result is a mathematical proof that the initial data do in fact have the particular slow fall-off that we prescribe. In addition, we have presented a simple numerical method to solve for the conformal factor which completes the description of the initial data.

Since the usual Brill wave initial data has been a useful testbed for numerical evolution

codes, it would be of interest to numerically evolve our slow fall-off Brill wave initial data, and in particular to see whether the slower fall-off in space and time at null infinity can be seen in the simulations. One challenge to such a numerical evolution is that the usual outgoing wave boundary conditions used in numerical codes have been devised to be compatible with the usual (non-slow) fall-off of gravitational waves.

A byproduct of our study is an example of initial data of type (B) whose evolution cannot satisfy the antipodal conjecture of [20]. This example should not be regarded as a counterexample to the conjecture of [20] but rather as an example of a limitation of the class of spacetimes to which the antipodal conjecture can apply. Since we have shown that type (A) data reduces to type (CK) under the time-symmetric Brill wave ansatz, it follows that antipodal symmetry holds for Brill wave data with stronger fall-off. A next task is to consider generalized data allowing non-zero extrinsic curvature, seeking an explicit example violating antipodal symmetry with stronger fall-off than achieved here. Indeed, since the (CK) spacetimes satisfy the antipodal conjecture, but only in a trivial sense, it would be interesting to delineate more precisely that class of spacetimes to which the antipodal conjecture applies in a nontrivial way. In an upcoming paper [2], it is shown that general spacetimes of type (A) need not have the antipodal symmetry property. However, boosted Schwarzschild and boosted Kerr spacetimes, or sums thereof, have this symmetry.

ACKNOWLEDGEMENTS

DG was supported by NSF grant PHY-2102914 to Oakland University. LB was supported by NSF grant DMS-2204182 to the University of Michigan. We would like to thank Andy Strominger and Manuela Campanelli for helpful discussions.

Appendix A: Curvature Notation

The curvature components are decomposed into components tangential to local 2-spheres and null directions. Let C_u denote an outgoing null hypersurface (that is an outgoing light cone), and H_t a spacelike hypersurface of the spacetime manifold (M, \mathbf{g}) . Then their intersection $S_{t,u} = H_t \cap C_u$ is diffeomorphic

to the sphere. Let $e_A : A = \{1, 2\}$ be an orthonormal frame of vectorfields tangential to $S_{t,u}$, let $\underline{L} = e_3$ be an incoming and $L = e_4$ an outgoing null vectorfield. These form a null frame (e_1, e_2, e_3, e_4) . For details see [10], or [6], [7].

Definition 1 *Let Π denote the projection operator from the tangent space of M to the tangent space of $S_{t,u}$. We define the null components of the Weyl curvature W as follows:*

$$\underline{\alpha}_{\mu\nu} = \Pi_\mu^\rho \Pi_\nu^\sigma W_{\rho\gamma\sigma\delta} e_3^\gamma e_3^\delta \quad (\text{A1})$$

$$\underline{\beta}_\mu = \frac{1}{2} \Pi_\mu^\rho W_{\rho\sigma\gamma\delta} e_3^\sigma e_3^\gamma e_4^\delta \quad (\text{A2})$$

$$\varrho = \frac{1}{4} W_{\alpha\beta\gamma\delta} e_3^\alpha e_4^\beta e_3^\gamma e_4^\delta \quad (\text{A3})$$

$$\sigma = \frac{1}{4} {}^*W_{\alpha\beta\gamma\delta} e_3^\alpha e_4^\beta e_3^\gamma e_4^\delta \quad (\text{A4})$$

$$\beta_\mu = \frac{1}{2} \Pi_\mu^\rho W_{\rho\sigma\gamma\delta} e_4^\sigma e_3^\gamma e_4^\delta \quad (\text{A5})$$

$$\alpha_{\mu\nu} = \Pi_\mu^\rho \Pi_\nu^\sigma W_{\rho\gamma\sigma\delta} e_4^\gamma e_4^\delta. \quad (\text{A6})$$

Thus, capital indices taking the values 1, 2, we have:

$$W_{A3B3} = \underline{\alpha}_{AB} \quad (\text{A7})$$

$$W_{A334} = 2 \underline{\beta}_A \quad (\text{A8})$$

$$W_{3434} = 4 \varrho \quad (\text{A9})$$

$${}^*W_{3434} = 4 \sigma \quad (\text{A10})$$

$$W_{A434} = 2 \beta_A \quad (\text{A11})$$

$$W_{A4B4} = \alpha_{AB} \quad (\text{A12})$$

with

$\alpha, \underline{\alpha} : S$ -tangent, symmetric, traceless tensors

$\beta, \underline{\beta} : S$ -tangent 1-forms

$\varrho, \sigma : \text{scalars}$.

Appendix B: Weighted Sobolev Spaces

Here we briefly review the relevant definitions and essential properties of the weighted Sobolev spaces $W_\delta^{k,p}$ and $W_\delta^{\prime k,p}$, largely following the notation of Bartnik [3], to whom we refer the reader for further details.

Given $p \in [1, \infty)$ and $\delta \in \mathbb{R}$ and setting $\sigma := \sqrt{1+r^2}$ with r the radial coordinate on \mathbb{R}^n , we consider the norms

$$\|u\|_{p,\delta} := \left(\int_{\mathbb{R}^n} |u|^p \sigma^{-\delta p - n} d^n x \right)^{1/p}, \quad (\text{B1})$$

$$\|u\|'_{p,\delta} := \left(\int_{\mathbb{R}^n} |u|^p r^{-\delta p - n} d^n x \right)^{1/p} \quad (\text{B2})$$

on functions $u \in L_{\text{loc}}^p(\mathbb{R}^n)$, $L_{\text{loc}}^p(\mathbb{R}^n \setminus \{0\})$ respectively. We also allow for the limiting case $p = \infty$ by setting

$$\|u\|_{\infty, \delta} := \text{ess sup } \sigma^{-\delta} |u|, \quad (\text{B3})$$

$$\|u\|'_{\infty, \delta} := \text{ess sup } r^{-\delta} |u|. \quad (\text{B4})$$

The subspaces on which these norms are finite are the weighted Lebesgue spaces L_{δ}^p , $L'_{\delta}{}^p$. Given $k \in \mathbb{N}_0$, the weighted Sobolev spaces $W_{\delta}^{k,p}$, $W'_{\delta}{}^{k,p}$ are the further subspaces on which the norms

$$\|u\|_{k,p,\delta} := \sum_{|\alpha| \leq k} \|D^{\alpha} u\|_{p, \delta - |\alpha|}, \quad (\text{B5})$$

$$\|u\|'_{k,p,\delta} := \sum_{|\alpha| \leq k} \|D^{\alpha} u\|'_{p, \delta - |\alpha|} \quad (\text{B6})$$

are finite, where α runs over multi-indices in the distributional derivatives $D^{\alpha} u$.

Among the most important properties of these function spaces, drawn on repeatedly in Section III, are the weighted Hölder and Sobolev inequalities ([3], Theorem 1.2):

Proposition 4 (i) *If $u \in L_{\delta_1}^q$ and $v \in L'_{\delta_2}{}^r$ with $1 \leq q, r \leq \infty$ and $\delta_1, \delta_2 \in \mathbb{R}$, then $uv \in L_{\delta}^p$ where $\delta := \delta_1 + \delta_2$ and $\frac{1}{p} := \frac{1}{q} + \frac{1}{r}$, with*

$$\|uv\|_{p,\delta} \leq \|u\|_{q,\delta_1} \cdot \|v\|_{r,\delta_2}. \quad (\text{B7})$$

(ii) *Let $u \in W_{\delta}^{k,p}$. If $kp < n$, then $u \in L_{\delta}^{np/(n-kp)}$ with*

$$\|u\|_{np/(n-kp), \delta} < C \|u\|_{k,p,\delta}. \quad (\text{B8})$$

If $kp > n$, then $u \in L_{\delta}^{\infty}$ with

$$\|u\|_{\infty, \delta} < C \|u\|_{k,p,\delta}, \quad (\text{B9})$$

and in fact $u = o(r^{\delta})$ as $r \rightarrow \infty$.

Note that, by taking $v = 1$, the first of these implies that $L_{\delta_2}^q \subset L_{\delta_1}^p$ for $1 \leq p \leq q \leq \infty$ and $\delta_1 > \delta_2$.

Our results hinge upon the simplicity of the Laplacian operator Δ , together with the fact that our operators of interest are “close” to Δ in the following sense ([3], Definition 1.5):

Definition 2 *An operator $u \mapsto Pu$ defined by*

$$Pu := a^{ij}(x) \partial_{ij}^2 u + b^i(x) \partial_i u + c(x)u \quad (\text{B10})$$

is said to be asymptotic to Δ at rate $\tau > 0$ and exponent p , $n < p < \infty$, if there exists a $\lambda > 0$ such that

$$\lambda |\xi|^2 \leq a_{ij}(x) \xi^i \xi^j \leq \lambda^{-1} |\xi|^2 \quad (\text{B11})$$

for all $x, \xi \in \mathbb{R}^n$ and the coefficient functions satisfy

$$(a_{ij} - \delta_{ij}) \in W_{-\tau}^{1,p}, \quad (\text{B12})$$

$$b^i \in L_{-1-\tau}^p, \quad (\text{B13})$$

$$c \in L_{-2-\tau}^{p/2}. \quad (\text{B14})$$

In particular, this definition ensures that P is bounded as an operator $W_{\delta}^{k+2,s} \rightarrow W_{\delta-2}^{k,s}$ for any $1 \leq s \leq p$, $\delta \in \mathbb{R}$, and $k \in \mathbb{N}_0$.

-
- [1] M. Alcubierre et al. *Gravitational Collapse of Gravitational Waves in 3D Numerical Relativity*. Phys. Rev. D **61**, 041501 (R) (2000)
- [2] Z. An, L. Bieri. *Null Limits and Antipodal Symmetries of Dynamical Spacetimes*. Preprint. (2024/2025).
- [3] R. Bartnik. *The Mass of an Asymptotically Flat Manifold*. Communications on Pure and Applied Mathematics. Vol. XXXIX 661-693. (1986).
- [4] L. Bieri. *New Structures in Gravitational Radiation*. Advances in Theoretical and Mathematical Physics. 26. 3. (2022). 531-594. See also arxiv (2020). Latest version <https://arxiv.org/pdf/2010.07418.pdf>
- [5] L. Bieri. “*New Effects in Gravitational Waves and Memory*.” Phys. Rev. D 103. 024043. (2021). See also arxiv (2020). Latest version <https://arxiv.org/pdf/2010.09207.pdf>
- [6] L. Bieri. *An Extension of the Stability Theorem of the Minkowski Space in General Relativity*. ETH Zurich, Ph.D. thesis. 17178. Zurich. (2007).
- [7] L. Bieri. *Extensions of the Stability Theorem of the Minkowski Space in General Relativity. Solutions of the Einstein Vacuum Equations*. AMS-IP. Studies in Advanced Mathematics. Cambridge. MA. (2009).
- [8] D. Brill. *On the Positive Definite Mass of the Bondi-Weber-Wheeler Time-Symmetric Gravitational Waves*. Annals of Physics. 7. 466-483. (1959).
- [9] Y. Choquet-Bruhat, D. Christodoulou. *Elliptic systems in $H_{s,\delta}$ spaces on manifolds which*

- are Euclidean at infinity. *Acta Mathematica* 146. (1981). p.129-50
- [10] D. Christodoulou, S. Klainerman. *The global nonlinear stability of the Minkowski space*. Princeton Math.Series. 41. Princeton University Press. Princeton. NJ. (1993).
- [11] I.S. Fernandez, S. Renkhoff, D.C. Agullo, B. Brugmann, and D. Hilditch. *Evolution of Brill waves with an adaptive pseudospectral method* Phys. Rev. D **106**, 024036 (2022)
- [12] D. Garfinkle, G.C. Duncan. *Numerical evolution of Brill waves*. Phys. Rev. D 63. 044011. (2001).
- [13] J. D. Jackson *Classical Electrodynamics* (third edition) Wiley 1999
- [14] A. Khirnov, T. Ledvinka. *Slicing conditions for axisymmetric gravitational collapse of Brill waves*. *Classical and Quantum Gravity*. Volume 35. 21. (2018).
- [15] M. Magdy Ali Mohamed et al. *BMS-supertranslation charges at the critical sets of null infinity*. *J. Math. Phys.* 65, 032501. (2024).
- [16] N. Meyers. *An Expansion About Infinity for Solutions of Linear Elliptic Equations*. *Journal of Mathematics and Mechanics* 12, no. 2 (1963). p. 247–64.
- [17] N. Ó Murchadha. *Brill Waves*. *Directions in General Relativity*. Proceedings of the 1993 International Symposium. Maryland: Papers in Honor of Dieter Brill. Volume 2. Edited by B.L. Hu, T.A. Jacobson. Cambridge: Cambridge University Press. (1993). p.210
- [18] K. Prabhu et al. *Infrared finite scattering theory in quantum field theory and quantum gravity*. Phys. Rev. D 106, 066005. (2022).
- [19] O. Rinne. *Constrained Evolution in Axisymmetry and the Gravitational Collapse of Prolate Brill Waves*. *Class. Quant. Grav.* **25**, 135009 (2008)
- [20] A. Strominger *On BMS Invariance of Gravitational Scattering* *JHEP* **05**, 151 (2015)