

THE JACOBIAN OF A REGULAR ORTHOGONAL MATROID AND TORSOR STRUCTURES ON SPANNING QUASI-TREES OF RIBBON GRAPHS

MATTHEW BAKER, CHANGXIN DING, AND DONGGYU KIM

ABSTRACT. Previous work of Chan–Church–Grochow and Baker–Wang shows that the set of spanning trees in a plane graph G is naturally a torsor for the Jacobian group of G . Informally, this means that the set of spanning trees of G naturally forms a group, except that there is no distinguished identity element. We generalize this fact to graphs embedded on orientable surfaces of arbitrary genus, which can be identified with *ribbon graphs*. In this generalization, the set of spanning trees of G is replaced by the set of spanning quasi-trees of the ribbon graph, and the Jacobian group of G is replaced by the Jacobian group of the associated regular orthogonal matroid M (along with an associated regular representation of M). Our proof shows, more generally, that the family of “BBY torsors” constructed by Backman–Baker–Yuen and later generalized by Ding admit natural generalizations to (regular representations of) regular orthogonal matroids. In addition to shedding light on the role of planarity in the earlier work mentioned above, our results represent one of the first substantial applications of orthogonal matroids (also called “even delta-matroids” or “Lagrangian orthogonal matroids”) to a natural combinatorial problem about graphs.

1. INTRODUCTION

1.1. **Torsor structures on spanning trees of plane graphs.** Given a connected finite graph G , there is — in general — no natural way to make the set $\mathcal{T}(G)$ of spanning trees of G into a group.

For example, if $G = C_3$ is a 3-cycle, then there is clearly no canonical choice for an “identity tree”. On the other hand, if C_3 is embedded in the plane as an equilateral triangle and we orient the plane counterclockwise, then there is a natural simply transitive action of the group $\mathbb{Z}/3\mathbb{Z}$ on $\mathcal{T}(C_3)$ given by counterclockwise rotation. Moreover, the group $\mathbb{Z}/3\mathbb{Z}$ is isomorphic to the *Jacobian group*¹ of C_3 .

For any connected graph G , the cardinality of its Jacobian group $\text{Jac}(G)$ is equal to the number of spanning trees of G (this is a version of *Kirchhoff’s Matrix-Tree Theorem*). So a better question is whether there is a natural way to define a simply transitive action of $\text{Jac}(G)$ on $\mathcal{T}(G)$.

In general, the answer seems to be no (depending on precisely what one means by “natural”). However, for graphs embedded in the plane, the answer is **yes** (at least once we fix an orientation of the plane). There are at least three different ways to describe such an action:

- (1) In [13], Chan, Church, and Grochow construct, for any connected graph G , a family of simply transitive actions of $\text{Jac}(G)$ on $\mathcal{T}(G)$ using the *rotor-routing process*, and they show that for plane graphs the resulting action is independent of all choices (up to isomorphism).
- (2) In [4], the first author and Wang define a different family of simply transitive actions of $\text{Jac}(G)$ on $\mathcal{T}(G)$ using the *Bernardi process* and show that, for plane graphs, the resulting action is independent of all choices and coincides with the action defined in [13]. We refer collectively to these actions as “Bernardi torsors”.²

Date: February 18, 2025.

¹Also referred to in the literature as the *critical group*, *sandpile group*, or *Picard group* of G .

²Intuitively, when a group G acts simply and transitively on a set X , we can think of X as being akin to a “group without a distinguished identity element”. This is made precise by the theory of *torsors*. More formally, given a group G , a G -torsor is a set X on which G acts simply and transitively; for example, G is itself a G -torsor via left

In [1], Backman, the first author, and Yuen define the Jacobian of a regular matroid M and construct a family of simply transitive actions of $\text{Jac}(M)$ on the set $\mathcal{B}(M)$ of bases of M , which generalizes Yuen’s work [25]. We refer collectively to these actions as “BBY torsors”. When $M = M(G)$ is the cycle matroid associated to a plane graph G , using [25, Theorem 20], the authors of [1] show that there is a canonical choice for the action of $\text{Jac}(M(G))$ on $\mathcal{B}(M(G)) = \mathcal{T}(G)$, and that this action coincides with the one defined in [13] and [4], as described above.

1.2. An extension to the non-planar case. For a while after the publication of [13, 4, 1], it seemed that the considerations in §1.1 might be the end of the story: for a plane graph G there is a natural way to define a simply transitive group action on $\mathcal{T}(G)$, and for a non-planar graph there is not.

In this paper, we adopt a new perspective and show that there is an alternative way to understand the results of [13, 4, 1] so that everything generalizes beautifully to the non-planar case. The key idea is to consider connected graphs G embedded³ on an arbitrary compact and connected oriented surface Σ , replacing the Jacobian group of G with a group that depends on the embedding and the set of spanning trees of G with a larger set that also depends on the embedding. We refer to such a pair $\mathbf{G} = (G, \Sigma)$ as a *ribbon graph*⁴. The reason for the name “ribbon graph” is that one often works instead with an ϵ -thickening of the graph G in Σ for a suitably small $\epsilon > 0$, which is a 2-dimensional manifold-with-boundary that resembles a ribbon. We use the two viewpoints interchangeably in this paper.

When Σ is a sphere, the ribbon graph \mathbf{G} encodes the same data as G together with a plane embedding and an orientation of the plane. However, *every* graph G can be realized as a ribbon graph $\mathbf{G} = (G, \Sigma)$ for a suitable surface Σ .

For a ribbon graph \mathbf{G} , one defines a *spanning quasi-tree* to be a connected subgraph Q of G which contains every vertex of G , and such that an ϵ -thickening of Q in Σ has exactly one boundary component. When Σ is a sphere, this is the same thing as a spanning tree of G , but for surfaces of higher genus the two notions diverge; in general, every spanning tree is also a spanning quasi-tree, but not vice-versa.

The main result of this paper can be stated as follows:

Theorem A. *If \mathbf{G} is a ribbon graph, there is a naturally associated group $\text{Jac}(\mathbf{G})$ admitting a natural simply transitive action on the set $\mathcal{Q}(\mathbf{G})$ of spanning quasi-trees of \mathbf{G} .*

1.3. The Jacobian of a ribbon graph and regular orthogonal matroids. The group $\text{Jac}(\mathbf{G})$ acting simply and transitively on $\mathcal{Q}(\mathbf{G})$ in Theorem A is isomorphic to the *critical group* of \mathbf{G} as defined by Merino, Moffatt, and Noble [20]. We call it the *Jacobian group* of the ribbon graph \mathbf{G} . Among other things, the authors prove in [20] that the cardinality of $\text{Jac}(\mathbf{G})$ is the number of spanning quasi-trees in \mathbf{G} , and this is one of the key observations which motivated the present paper.

In [11, 9], Bouchet showed that there is a natural way to associate to a ribbon graph \mathbf{G} an *orthogonal matroid*⁵ $M(\mathbf{G})$. Orthogonal matroids are natural generalizations of matroids, and in particular there is a special class of orthogonal matroids, called *regular* orthogonal matroids, which generalize regular matroids. Roughly speaking, a regular orthogonal matroid M is one which is

multiplication. Once we fix a reference point in a G -torsor X , there is a natural isomorphism of G -torsors between X and G itself.

³Technically speaking, we need G to be *cellularly embedded*, see §2.4 for the definition.

⁴Ribbon graphs are also known in the literature as *combinatorial maps* or *rotation systems*.

⁵Bouchet calls them *even delta-matroids* rather than orthogonal matroids, and many authors (e.g. Vince and White in [22]) call them *Lagrangian orthogonal matroids*; we omit the adjective “Lagrangian” since we will not consider the non-Lagrangian case. Recall also that we are assuming the ambient surface Σ is orientable; without this assumption Bouchet’s construction still yields a delta-matroid but it will no longer be even.

representable by a *principally unimodular skew-symmetric matrix*, and we call the choice of such a matrix a *representation* of M . The work of Bouchet shows that not only is the orthogonal matroid $M(\mathbf{G})$ associated to a ribbon graph \mathbf{G} regular, it also comes equipped with a natural equivalence class of regular representations.

We generalize the results of [20] by showing that there is a natural way to associate a *Jacobian group* $\text{Jac}(M, [\mathcal{C}])$ to a pair $(M, [\mathcal{C}])$ consisting of a regular orthogonal matroid M and an equivalence class $[\mathcal{C}]$ of regular representations of M . The cardinality of $\text{Jac}(M, [\mathcal{C}])$ is equal to the number of *bases* of M . Moreover, when \mathcal{C} arises from a ribbon graph \mathbf{G} via the construction of Bouchet, $\text{Jac}(M, [\mathcal{C}])$ coincides with the critical group of Merino et. al.⁶

As we now explain, our construction of a simply transitive action of $\text{Jac}(\mathbf{G})$ on $\mathcal{Q}(\mathbf{G})$ for a ribbon graph \mathbf{G} is a special case of a more general family of simply transitive actions of $\text{Jac}(M, [\mathcal{C}])$ on the set of bases of M .

1.4. Generalized BBY torsors for regular orthogonal matroids. In order to explain our generalization of the theory of “BBY torsors” from regular matroids to regular orthogonal matroids, we first briefly recall the setup from Backman et. al. [1]. We assume in this discussion that the reader is familiar with the basic terminology of matroid theory.

If M is a regular matroid on the ground set E then M is uniquely orientable (up to a certain natural notion of equivalence of orientations). In particular, each circuit C of M has two distinguished orientations $\pm\vec{C}$. A choice of one of these two orientations, call it $\sigma(C)$, for each circuit C of M is called a *circuit signature* for M . Such a signature is called *acyclic* if $\sum_C a_C \sigma(C) = 0$ in \mathbb{R}^E with all $a_C \geq 0$ implies $a_C = 0$ for all circuits C . Applying the same definitions to the dual matroid yields the notion of (acyclic) *cocircuit signature*.

If $\mathcal{O}, \mathcal{O}'$ are orientations of E (meaning we choose one of two possible states for each element of E), we call \mathcal{O} and \mathcal{O}' *equivalent*, and write $\mathcal{O} \sim \mathcal{O}'$, if we can get from \mathcal{O} to \mathcal{O}' by a sequence of circuit and cocircuit reversals (meaning that whenever we have an orientation consistent with a signed circuit or cocircuit \vec{C} , we can replace \vec{C} in the orientation by $-\vec{C}$). The set $\mathcal{R}(M)$ of equivalence classes of orientations of E is called the *circuit-cocircuit reversal system* for M .⁷

The authors of [1] prove:

Theorem. *Let M be a regular matroid.*

- (1) *There is a canonical simply transitive action of $\text{Jac}(M)$ on $\mathcal{R}(M)$.*
- (2) *Let σ (resp. σ^*) be an acyclic circuit (resp. cocircuit) signature of M . For each basis B of M , orient elements $e \notin B$ according to the orientation of e in $\sigma(C(B, e))$, and orient elements $e \in B$ according to the orientation of e in $\sigma^*(C^*(B, e))$, where $C(B, e)$ (resp. $C^*(B, e)$) denotes the fundamental circuit (resp. cocircuit) associated to B and e . Denote the resulting orientation class of E by $\beta(B) := \bar{\beta}_{\sigma, \sigma^*}(B)$. Then $\beta : \mathcal{B}(M) \rightarrow \mathcal{R}(M)$ is a bijection. Combined with (1), this gives a simply transitive action of $\text{Jac}(M)$ on $\mathcal{B}(M)$.*

If G is a (connected) plane graph and $M = M(G)$, then $\mathcal{B}(M) = \mathcal{T}(G)$ and circuits of M coincide with (simple) cycles of G , and there is a canonical choice for σ given by orienting all cycles of G counterclockwise. Applying the same reasoning to a plane dual of G allows us to similarly define an acyclic cocircuit signature σ^* . It turns out that different plane duals give rise to the same group actions, from which one deduces that there is in fact a canonical simply transitive action of $\text{Jac}(G)$ on $\mathcal{T}(G)$. This is the same action discussed in §1.1 above, which had previously been constructed in different ways in [13] and [4].

⁶The dependence of $\text{Jac}(M, [\mathcal{C}])$ on $[\mathcal{C}]$ clarifies the observation in [20] that $\text{Jac}(\mathbf{G})$ does **not** depend only on the even delta-matroid associated to \mathbf{G} . When M arises from a regular *matroid*, there is a *unique* equivalence class of regular representations, but for more general regular orthogonal matroids this is no longer true.

⁷The notion of circuit-cocircuit reversal system for graphs (resp. regular matroids) is due to Gioan [15] (resp. [16]). The circuit-cocircuit reversal system for ribbon graphs (resp. regular orthogonal matroids) is new to this paper.

We apply similar ideas in this paper to the case of regular orthogonal matroids. In order to explain, we first recall from [17] that an orthogonal matroid M on the ground set $E \cup E^* = \{1, \dots, n, 1^*, \dots, n^*\}$ can be characterized either in terms of its *bases*, which are certain “transversal” subsets of $E \cup E^*$ not containing any *skew pairs* $\{i, i^*\}$, or in terms of its *circuits*, which are also subsets of $E \cup E^*$. Given a matroid on E , there is an associated orthogonal matroid on $E \cup E^*$ whose set of bases is $\{B \cup (E - B)^* \mid B \in \mathcal{B}(M)\}$ and whose circuits are either circuits of M or stars of cocircuits of M . In particular, one can think of the circuit set of an orthogonal matroid as generalizing both circuits and cocircuits of a matroid. A matroid is regular if and only if its corresponding orthogonal matroid is regular in the sense of [17], which coincides with the underlying even delta-matroid being regular in the sense of [12].

Given a regular orthogonal matroid M on the ground set $E \cup E^*$ and a regular representation \mathcal{C} of M , we will define an equivalence relation on the set of orientations of E through a suitable notion of *circuit reversals*. We will then define a corresponding *circuit reversal system* $\mathcal{R}(M, \mathcal{C})$, cf. Definition 3.4. When M arises from a regular matroid \tilde{M} , $\mathcal{R}(M, \mathcal{C})$ coincides with the circuit-cocircuit reversal system of \tilde{M} as defined in [16].

We will also define a notion of *acyclic circuit signature* for (M, \mathcal{C}) , which also generalizes the corresponding notion from [1]. With these concepts in hand, we have:

Theorem B. *Let M be a regular orthogonal matroid on the ground set $E \cup E^*$, and fix a regular representation \mathcal{C} of M .*

- (1) *There is a canonical simply transitive action of $\text{Jac}(M, \mathcal{C})$ on $\mathcal{R}(M, \mathcal{C})$.*
- (2) *There is a bijection $\bar{\beta}_\sigma : \mathcal{B}(M) \rightarrow \mathcal{R}(M, \mathcal{C})$ naturally associated to each acyclic circuit signature σ of (M, \mathcal{C}) . Combined with (1), this gives a simply transitive action of $\text{Jac}(M, \mathcal{C})$ on $\mathcal{B}(M)$ for each choice of σ .*
- (3) *Both $\text{Jac}(M, \mathcal{C})$ and the action of $\text{Jac}(M, \mathcal{C})$ on $\mathcal{B}(M)$ are invariant under reorientations of \mathcal{C} (cf. Definition 2.9).*

If $\mathbf{G} = (G, \Sigma)$ is a ribbon graph and (M, \mathcal{C}) is the corresponding pair consisting of a regular orthogonal matroid M and a regular representation \mathcal{C} then $\mathcal{B}(M) = \mathcal{Q}(\mathbf{G})$, and choosing a generic point p of the surface Σ allows us to define an acyclic circuit signature σ_p using the orientation of Σ . We show that different choices of p lead to isomorphic simply transitive group actions, and then Theorem A follows from Theorem B.

1.5. A few words on the proof of Theorem B. Although the statement of Theorem B is similar to the analogous statement in [1] (in the case of regular matroids), there are some complications which arise in the orthogonal case.

First of all, the proof in [1] that $\bar{\beta} : \mathcal{B}(M) \rightarrow \mathcal{R}(M)$ is a bijection involves geometric reasoning related to tilings of a certain zonotope. It is not clear how to define the corresponding geometric objects in the more general setting of regular orthogonal matroids, so we employ the machinery introduced in the second author’s paper [14], in which a purely combinatorial proof of the bijectivity of $\bar{\beta}$ is given. This involves, among other things, a discussion of *fourientations* in the sense of [2] and an analogue for orthogonal matroids of *Farkas’s Lemma* from oriented matroid theory.

Second, we need to prove that the definition we give for $\text{Jac}(M, \mathcal{C})$ coincides with the definition in [20] when (M, \mathcal{C}) comes from a ribbon graph \mathbf{G} .

Third, the descriptions in the existing literature of the circuits of the orthogonal matroid associated to a ribbon graph \mathbf{G} are hard to work with in the present context, since they are not very geometric in nature. We provide an alternate description which should be of independent interest. We must also connect this to the oriented circuits of a regular orthogonal matroid and relate our description to the regular representation defined by Bouchet.

1.6. Bernardi torsors for ribbon graphs. As mentioned above, BBY torsors generalize Bernardi torsors in the case of graphs. We show that a similar phenomenon holds in the context of ribbon graphs for our generalized BBY torsors.

The idea is as follows (see §5.3 for details). Let $\mathbf{G} = (G, \Sigma)$ be a ribbon graph, and thicken G to a “ribbon” N . Let (M, \mathcal{C}) be the corresponding pair consisting of an orthogonal matroid M and an orthogonal representation \mathcal{C} of M , as defined by Bouchet. Let $\mathbf{G}^* = (G^*, \Sigma)$ be a dual ribbon graph embedded in Σ , whose edges we call *coedges* of G .

Let Q be a spanning quasi-tree of \mathbf{G} . Starting at an arbitrary point of the boundary ∂N of N , travel along ∂N according to the orientation of Σ (as seen from the interior of N). For any edge e , you will either traverse e twice, if $e \notin Q$, or traverse e^* twice, if $e \in Q$. The first time you traverse e , orient e inward toward N , and the first time you traverse e^* , orient e in the direction you’re traveling. Since Q has a unique boundary component, you will eventually get back to your starting point, and when you do, you will have oriented each edge e of G , cf. Figure 7. This defines an orientation \mathcal{O} on the edges of G , which has a corresponding circuit-reversal class $[\mathcal{O}]$ in $\mathcal{R}(M, \mathcal{C})$.

We show that this procedure gives a *bijection* from $\mathcal{Q}(\mathbf{G})$ to $\mathcal{R}(M, \mathcal{C})$. Moreover, while different choices of starting point along ∂N will in general give different bijections, it follows from our results that if β_1, β_2 are any two such bijections, there exists $g \in \text{Jac}(M, \mathcal{C})$ such that $\beta_2(Q) = g \cdot \beta_1(Q)$ for all $Q \in \mathcal{Q}$. Our results also show that the resulting “Bernardi torsor” coincides with the one defined in [4] when Σ is a sphere (i.e., when \mathbf{G} is a plane ribbon graph). In addition (and this is how our proof actually proceeds), we show that this torsor is in fact a BBY torsor with respect to a suitable acyclic circuit signature σ of (M, \mathcal{C}) .

1.7. Coda: Torsors as proportion spaces. Given a G -torsor X , although we cannot *multiply* two elements X , it does make sense to ask if the *ratio* x_1/x_2 is equal to the ratio x_3/x_4 for any quadruple (x_1, x_2, x_3, x_4) of elements of X . More formally, we say that (x_1, x_2) is *proportional* to (x_3, x_4) if $g \cdot x_2 = x_1$ and $g \cdot x_4 = x_3$ for the same element $g \in G$. This yields what we call a *proportion structure* on X , and isomorphic torsors give rise to the same proportion structure.

It turns out that there is a way to axiomatize the notion of proportion structure without mentioning groups at all, and thus recover the concept of “isomorphism class of G -torsors” in a more intrinsic manner; see Appendix B for details. In particular, the group acting on X can be recovered from the proportion structure.

In this language, the results of [1, 4, 13] can be paraphrased as saying that when G is a plane graph, there is a natural proportion structure on the set of spanning trees of G . And the main theorem of the present paper (Theorem A) asserts that there is a natural proportion structure on the set of spanning quasi-trees of any ribbon graph \mathbf{G} . Although we have avoided using this terminology in the body of the paper, we hope that providing a published reference in an Appendix will be useful for future work.

1.8. Structure of the paper. In §2, we provide background information on orthogonal matroids, oriented and regular orthogonal matroids, and ribbon graphs, and we prove the above-mentioned generalization of Farkas’s Lemma.

In §3, we define the Jacobian group $\text{Jac}(\mathcal{C})$ of a pair (M, \mathcal{C}) , where M is a regular orthogonal matroid and \mathcal{C} is a regular representation. We also define the circuit reversal system $\mathcal{R}(\mathcal{C})$ in this context, and prove that there is a canonical group action of $\text{Jac}(\mathcal{C})$ on the set $\mathcal{R}(\mathcal{C})$. Lastly, we prove that the group action is invariant under reorientations of \mathcal{C} .

In §4, we formulate and prove Theorem B, generalizing the theory of BBY bijections from regular matroids to regular orthogonal matroids.

In §5, we apply Theorem B to the case of ribbon graphs and deduce Theorem A. We also relate our generalized BBY bijections to the family of Bernardi torsors associated to a ribbon graph \mathbf{G} .

In §6, we examine how Theorem A interacts with dual ribbon graphs and explain how our definitions and results generalize the corresponding ones for regular matroids.

In Appendix A, we discuss the compatibility between certain definitions in the existing literature on ribbon graphs and the definitions employed in the main body of this paper.

Finally, in Appendix B, we describe the axioms for proportion spaces and their equivalence to (isomorphism class of) G -torsors.

2. PRELIMINARIES

2.1. Orthogonal matroids. Let E be a finite set of cardinality n and let $E^* := \{e^* : e \in E\}$ be a disjoint copy of E . For $e \in E$, we write $(e^*)^* = e$.

A *skew pair* is a 2-element subset $\{e, e^*\}$. A *transversal* is an n -element subset of $E \cup E^*$ which does not contain any skew pair. A *subtransversal*⁸ is a subset of a transversal.

Definition 2.1. An *orthogonal matroid* M is a pair $(E \cup E^*, \mathcal{B})$ such that \mathcal{B} is a nonempty set of transversals satisfying the *symmetric exchange property*:

- (B) For all $B, B' \in \mathcal{B}$ and $e \in B \setminus B'$, there is an element $f \neq e$ in $B \setminus B'$ such that $B \Delta \{e, e^*, f, f^*\} \in \mathcal{B}$.

An element in \mathcal{B} is called a *basis*. We sometimes write $\mathcal{B}(M)$ instead of \mathcal{B} to emphasize the dependence on M .

A *circuit* is a minimal subtransversal not contained in any basis.

Recall that a *matroid* is a pair (E, \mathcal{B}) such that \mathcal{B} is a nonempty collection of subsets of E satisfying:

- (B') For all $B, B' \in \mathcal{B}$ and $e \in B \setminus B'$, there is an element $f \in B' \setminus B$ such that $(B \setminus \{e\}) \cup \{f\} \in \mathcal{B}$.

Orthogonal matroids generalize matroids: given a matroid $N = (E, \mathcal{B})$, the pair $\text{lift}(N) := (E \cup E^*, \mathcal{B}')$ is an orthogonal matroid, where $\mathcal{B}' = \{B \cup (E \setminus B)^* : B \in \mathcal{B}\}$. The set of circuits of $\text{lift}(N)$ is the union of $\{C \subseteq E : C \text{ is a circuit of } N\}$ and $\{D^* \subseteq E^* : D \text{ is a cocircuit of } N\}$.

Orthogonal matroids have a ‘‘cryptomorphic’’ characterization in terms of circuits which generalizes both the circuit elimination axiom for matroids and the fact that circuits and cocircuits of a matroid are orthogonal.

Theorem 2.2 ([8]). *Let \mathcal{C} be a set of subtransversals of $E \cup E^*$. Then \mathcal{C} is the set of circuits of an orthogonal matroid if and only if it satisfies the following:*

- (C1) $\emptyset \notin \mathcal{C}$,
(C2) $C_1, C_2 \in \mathcal{C}$ and $C_1 \subseteq C_2$ imply $C_1 = C_2$,
(C3) for any $C_1, C_2 \in \mathcal{C}$ and $e \in C_1 \cap C_2$, if $C_1 \cup C_2$ is a subtransversal, then there exists $C_3 \in \mathcal{C}$ such that $C_3 \subseteq (C_1 \cup C_2) \setminus \{e\}$,
(C4) $|C_1 \cap C_2^*| \neq 1$ for all $C_1, C_2 \in \mathcal{C}$, and
(C5) for every transversal T and every element $e \in T^*$, there exists $C \in \mathcal{C}$ such that $C \subseteq T \cup \{e\}$.

The *fundamental circuit* of an orthogonal matroid M with respect to a basis B and an element $e \in B^*$ is a circuit contained in $B \Delta \{e, e^*\}$, which exists and is unique by (C3) and (C5). We denote it by $\text{FC}(B, e)$.

2.2. Oriented and regular orthogonal matroids. Wenzel [23, 24] introduced oriented orthogonal matroids as a generalization of oriented matroids. Wenzel defined this concept by generalizing the chirotope axiom for oriented matroids, and later Jin and the third author [17] presented an equivalent definition in terms of signed circuits.

For a vector $\mathbf{C} \in \mathbb{Z}^{E \cup E^*}$, let \mathbf{C}^* be the vector in $\mathbb{Z}^{E \cup E^*}$ such that $\mathbf{C}^*(e) = \mathbf{C}(e^*)$ for all $e \in E \cup E^*$.

Definition 2.3. An *oriented orthogonal matroid* \mathcal{C} on $E \cup E^*$ is a set of $(0, \pm 1)$ -vectors in $\mathbb{Z}^{E \cup E^*}$ satisfying the following:

⁸Subtransversals are also known in the literature as *admissible sets*.

- (i) $\mathcal{C} = -\mathcal{C}$,
- (ii) $\{\text{supp}(\mathbf{C}) : \mathbf{C} \in \mathcal{C}\}$ is the set of circuits of an orthogonal matroid $M_{\mathcal{C}}$ on $E \cup E^*$, and
- (iii) for all $\mathbf{C}, \mathbf{D} \in \mathcal{C}$, we have either
 - $\mathbf{C}(e)\mathbf{D}^*(e) = 0$ for all $e \in E \cup E^*$, or
 - $\mathbf{C}(e)\mathbf{D}^*(e) = 1$ and $\mathbf{C}(e')\mathbf{D}^*(e') = -1$ for some $e, e' \in E \cup E^*$.

We call the elements of \mathcal{C} *signed circuits*, and we call $M_{\mathcal{C}}$ the *underlying orthogonal matroid* of \mathcal{C} .

By [17, Proposition 3.4], an oriented matroid is the same thing as an oriented orthogonal matroid whose underlying orthogonal matroid is equal to $\text{lift}(N)$ for some matroid N .

Definition 2.4. A *regular orthogonal representation* of an orthogonal matroid M is an oriented orthogonal matroid \mathcal{C} such that $M = M_{\mathcal{C}}$ and \mathcal{C} satisfies the following stronger version of (iii) in Definition 2.3:

$$(iii') \langle \mathbf{C}, \mathbf{D} \rangle := \sum_{e \in E \cup E^*} \mathbf{C}(e)\mathbf{D}^*(e) = 0 \text{ in } \mathbb{Z} \text{ for all } \mathbf{C}, \mathbf{D} \in \mathcal{C}.$$

An orthogonal matroid is *regular* if it admits a regular orthogonal representation.

Lemma 2.5. *Let \mathcal{C} be a regular orthogonal representation. For any $\mathbf{C} \in \mathcal{C}$ and any basis B , we have*

$$\mathbf{C} = \sum_{e \in \text{supp}(\mathbf{C}) \setminus B} \mathbf{C}_e,$$

where \mathbf{C}_e is the signed circuit such that $\text{supp}(\mathbf{C}_e) = \text{FC}(B, e)$ and $\mathbf{C}_e(e) = \mathbf{C}(e)$.

Proof. By the characterization of strong F -circuit sets of orthogonal matroids in [17, Definition 3.10], applied with F being the regular partial field, $\mathbf{C} = \sum_{e \in \text{supp}(\mathbf{C}) \setminus B} \mathbf{C}_e$, where each \mathbf{C}_e is a signed circuit such that $\text{supp}(\mathbf{C}_e) = \text{FC}(B, e)$. Then for each $e \in \text{supp}(\mathbf{C}) \setminus B$, we have $\mathbf{C}_e(e) = \mathbf{C}(e)$. \square

Each regular orthogonal representation induces a principally unimodular skew-symmetric matrix as follows. A square matrix is *principally unimodular* (in short, *PU*) if it is defined over the rational numbers \mathbb{Q} and all its principal minors are 0 or ± 1 . Note that any principal minor of a PU skew-symmetric matrix is either 0 or 1, and a skew-symmetric matrix is PU if and only if every principal submatrix has Pfaffian 0 or ± 1 . These facts follow from Cayley's theorem that $\text{pf}(A)^2 = \det(A)$ for any skew-symmetric matrix A .

Given a regular orthogonal representation \mathcal{C} of an orthogonal matroid M , we fix a basis B of M and let $\Lambda(\mathcal{C}, B)$ be the $B \times (E \cup E^*)$ matrix defined by taking its e -th row as $\mathbf{C}_e \in \mathcal{C}$ such that $\text{supp}(\mathbf{C}_e) = \text{FC}(B, e^*)$ and $\mathbf{C}_e(e^*) = 1$. By rearranging the columns, we have

$$(1) \quad \Lambda(\mathcal{C}, B) = \begin{pmatrix} & B^* & B \\ I & A & \end{pmatrix}$$

where I is the identity matrix. Then A is skew-symmetric by (iii'), and it is PU by [17, Theorem 1.2] applied to $F = \mathbb{U}_0$, the regular partial field. The \mathbb{Q} -span of \mathcal{C} has dimension at most n , since it is an isotropic subspace of the $2n$ -dimensional space $\mathbb{Q}^{E \cup E^*}$ with respect to the non-degenerate bilinear form $\langle \cdot, \cdot \rangle$ in (iii'); see [18, Theorem 6.4]. The row span of $\Lambda(\mathcal{C}, B)$ over \mathbb{Q} is equal to the \mathbb{Q} -span of \mathcal{C} , as the n rows \mathbf{C}_e 's of $\Lambda(\mathcal{C}, B)$ are linearly independent. In fact, the same statement holds for \mathbb{Z} -spans:

Lemma 2.6. *The \mathbb{Z} -span of the rows of $\Lambda(\mathcal{C}, B)$ equals the \mathbb{Z} -span of the signed circuits in \mathcal{C} .*

Proof. By Lemma 2.5, the \mathbb{Z} -span of the rows of $\Lambda(\mathcal{C}, B)$ contains all signed circuits in \mathcal{C} , and therefore it is equal to the \mathbb{Z} -span of \mathcal{C} . \square

The following is a consequence of (4.2) and (4.4) in [10].

Theorem 2.7 ([10]). *Let \mathcal{C} be a regular orthogonal representation, let B be a basis of the underlying orthogonal matroid $M_{\mathcal{C}}$, and let $\Lambda := \Lambda(\mathcal{C}, B) = (I \ A)$. Then for every transversal T , the following are equivalent:*

- (i) T is a basis of $M_{\mathcal{C}}$.
- (ii) $\Lambda[B, T^*]$ is nonsingular.
- (iii) $A[B \cap T^*, B \cap T^*]$ is nonsingular.

As the determinant of nonsingular $A[B \cap T^*, B \cap T^*]$ equals 1, we deduce the following corollary. This result generalizes the Matrix–Quasi-tree Theorem for ribbon graphs [20, Theorem 6.3]; the connection between orthogonal matroids and ribbon graphs is explained in §2.4.

Corollary 2.8. *The number of bases of $M_{\mathcal{C}}$ is equal to $\det(I + A)$.* □

We remark that the matrix $I + A$ has entries in $\{0, \pm 1\}$ because the supports of the rows of $(I \ A)$ are subtransversals.

Given an oriented orthogonal matroid, there is a way to obtain other oriented orthogonal matroids with the same underlying orthogonal matroid.

Definition 2.9. Let $\mathcal{C} \subseteq \mathbb{Z}^{E \cup E^*}$ be an oriented orthogonal matroid. The *reorientation* of \mathcal{C} on a set $X \subseteq E$ is $\mathcal{C}^X := \{\mathbf{C}^X \in \mathbb{Z}^{E \cup E^*} : \mathbf{C} \in \mathcal{C}\}$, where

$$\mathbf{C}^X(i) = \begin{cases} -\mathbf{C}(i) & \text{if } i \in X \cup X^*, \\ \mathbf{C}(i) & \text{otherwise.} \end{cases}$$

A reorientation \mathcal{C}^X is an oriented orthogonal matroid. Furthermore, if \mathcal{C} is a regular orthogonal representation, then \mathcal{C}^X is also a regular orthogonal representation.

We briefly review the definition of regular matroids and their connection to regular orthogonal matroids. Regular matroids are usually defined in terms of totally unimodular matrices, but here we recall an equivalent definition in terms of chain group representations in the sense of Tutte [21] or weak \mathbb{U}_0 -circuit sets in the sense of [3].

Definition 2.10. A *regular representation* of a matroid N on E is a set \mathcal{C} of $(0, \pm 1)$ -vectors in \mathbb{Z}^E satisfying the following conditions:

- (i) $\mathcal{C} = -\mathcal{C}$,
- (ii) $\{\text{supp}(\mathbf{C}) : \mathbf{C} \in \mathcal{C}\}$ is the set of circuits of N ,
- (iii) if two vectors $\mathbf{C}_1, \mathbf{C}_2 \in \mathcal{C}$ have the same support, then $\mathbf{C}_1 = \pm \mathbf{C}_2$, and
- (iv) for any $\mathbf{C}_1, \mathbf{C}_2 \in \mathcal{C}$ and $e \in \text{supp}(\mathbf{C}_1) \cap \text{supp}(\mathbf{C}_2)$, if $\mathbf{C}_1(e) = -\mathbf{C}_2(e)$ and the rank of $\text{supp}(\mathbf{C}_1) \cup \text{supp}(\mathbf{C}_2)$ is $|\text{supp}(\mathbf{C}_1) \cup \text{supp}(\mathbf{C}_2)| - 2$, then there exists $\mathbf{C}_3 \in \mathcal{C}$ such that $\mathbf{C}_1 + \mathbf{C}_2 = \mathbf{C}_3$.

A matroid is *regular* if it admits a regular representation.

Proposition 2.11. *Let \mathcal{C} be a regular orthogonal representation on $E \cup E^*$ and let S be a subtransversal in $E \cup E^*$. Then the set of circuits \mathcal{C} of $M_{\mathcal{C}}$ with $C \subseteq S$ is the circuit set of a matroid N on S , and $\mathcal{C}|_S := \{\mathbf{C} \in \mathcal{C} : \text{supp}(\mathbf{C}) \subseteq S\}$ is a regular representation of N .*

Proof. By (C3), the set of circuits \mathcal{C} of $M_{\mathcal{C}}$ with $C \subseteq S$ satisfies the circuit elimination axiom for matroids. Therefore, it forms the set of circuits of a matroid, say N , on S .

Now, it suffices to check that $\mathcal{C}|_S$ satisfies (iii) and (iv) of Definition 2.10. The condition (iii) follows from [17, Lemma 3.7].

We claim that $\mathcal{C}|_S$ satisfies (iv). Let $\mathbf{C}_1, \mathbf{C}_2 \in \mathcal{C}|_S$ and let $e \in S$ be such that $\mathbf{C}_1(e) = -\mathbf{C}_2(e)$. By definition of $\mathcal{C}|_S$ and the circuit elimination axiom, there exists $\mathbf{C}_3 \in \mathcal{C}|_S$ such that $\mathbf{C}_3 \subseteq (\mathbf{C}_1 \cup \mathbf{C}_2) \setminus \{e\}$, where $C_i := \text{supp}(\mathbf{C}_i)$. Suppose that the rank of $C_1 \cup C_2$ is equal to $|C_1 \cup C_2| - 2$. Then there is a basis B of N such that $|C_1 \setminus B| = |C_2 \setminus B| = 1$. Writing $C_i \setminus B = \{x_i\}$, we have $C_3 \setminus B = \{x_1, x_2\}$. The underlying orthogonal matroid $M_{\mathcal{C}}$ has a basis B' containing B , since B

does not contain any circuits of $M_{\mathcal{C}}$. Since $B' \cap \{x_1, x_2\} = \emptyset$, we must have $\mathbf{C}_3 = \alpha_1 \mathbf{C}_1 + \alpha_2 \mathbf{C}_2$ for some $\alpha_i \in \{\pm 1\}$ by Lemma 2.5. Then $0 = \mathbf{C}_3(e) = \alpha_1 \mathbf{C}_1(e) + \alpha_2 \mathbf{C}_2(e)$. Because $\mathbf{C}_1(e) = -\mathbf{C}_2(e)$, we have $\alpha_1 = \alpha_2$. Then $\mathbf{C}_1 + \mathbf{C}_2 = \mathbf{C}_3$ or $-\mathbf{C}_3$, implying that $\mathcal{C}|_S$ satisfies (iv). \square

2.3. Fourorientations and a generalized Farkas' Lemma. In this section we formulate an extension of Farkas' Lemma for oriented orthogonal matroids. For a vector \mathbf{C} , we write $\mathbf{C} \geq 0$ if all entries of \mathbf{C} are nonnegative.

Lemma 2.12. *Let \mathcal{C} be an oriented orthogonal matroid on $E \cup E^*$ and let $e \in E$. Then there is either a signed circuit \mathbf{C} such that $\mathbf{C} \geq 0$ and $\mathbf{C}(e) \neq 0$ or a signed circuit \mathbf{C} such that $\mathbf{C} \geq 0$ and $\mathbf{C}(e^*) \neq 0$, but not both.*

Farkas' Lemma for oriented matroids [6, Corollary 3.4.6] is equivalent to the special case of Lemma 2.12 where the underlying orthogonal matroid of \mathcal{C} in Lemma 2.12 is equal to $\text{lift}(N)$ for some (oriented) matroid N . We will in fact prove a more general version of Lemma 2.12, which implies the “4-painting lemma” for oriented matroids [6, Theorem 3.4.4]. To present the result, we begin by introducing fourorientations, which play a central role in Section 4.

Definition 2.13 (Compare with Backman–Hopkins [2]). A *fourorientation* \mathbf{F} is a function from $E \cup E^*$ to $\{\{1, -1\}, \{1\}, \{-1\}, \emptyset\}$. We frequently write $\{\pm 1\}$ as shorthand for $\{1, -1\}$. If $\mathbf{F}(e) = \{\pm 1\}$ we call e *bi-oriented*, and if $\mathbf{F}(e) = \{\emptyset\}$ we call e *unoriented*. Moreover:

- (i) Given a fourorientation \mathbf{F} , we define the fourorientation $-\mathbf{F}$ by

$$(-\mathbf{F})(e) = -(\mathbf{F}(e)),$$

where $-\emptyset := \emptyset$, $-\{\pm 1\} := \{\pm 1\}$, $-\{1\} := \{-1\}$, and $-\{-1\} := \{1\}$.

- (ii) Given two fourorientations \mathbf{F}_1 and \mathbf{F}_2 , the fourorientation $\mathbf{F}_1 \cap \mathbf{F}_2$ is defined by

$$(\mathbf{F}_1 \cap \mathbf{F}_2)(e) := (\mathbf{F}_1(e)) \cap (\mathbf{F}_2(e)).$$

- (iii) We write $\mathbf{F}_1 \subseteq \mathbf{F}_2$ if and only if $\mathbf{F}_1(e) \subseteq \mathbf{F}_2(e)$ for every $e \in E \cup E^*$.

Remark 2.14. A signed circuit $\mathbf{C} \in \{0, \pm 1\}^{E \cup E^*}$ can be viewed as a fourorientation by replacing 0, 1, and -1 with \emptyset , $\{1\}$, and $\{-1\}$ respectively. Hence it makes sense to write $\mathbf{C} \subseteq \mathbf{F}$ or say that \mathbf{F} contains \mathbf{C} , where \mathbf{F} is a fourorientation.

Definition 2.15. A fourorientation \mathbf{F} is *positive* if $\mathbf{F}(e) = \{1, -1\} \setminus (-\mathbf{F}(e^*))$ for each $e \in E$. It is *negative* if $\mathbf{F}(e) = \{1, -1\} \setminus \mathbf{F}(e^*)$ for each $e \in E$.

Example 2.16.

- (1) If \mathbf{F}_+ is the fourorientation with $\mathbf{F}(e) = \{+1\}$ for all $e \in E \cup E^*$, then \mathbf{F}_+ is positive.
- (2) Fix $e \in E$ and let \mathbf{F}_e be the fourorientation such that $\mathbf{F}_e(e) = -\mathbf{F}_e(e^*) = \{+1\}$, and such that $\mathbf{F}_e(f)$ is bi-oriented and $\mathbf{F}_e(f^*)$ is unoriented for each $f \in E \setminus \{e\}$. Then \mathbf{F}_e is negative. By (C5), if \mathcal{C} is an oriented orthogonal matroid on $E \cup E^*$, there is always a signed circuit \mathbf{C} of \mathcal{C} such that $\mathbf{C} \subseteq \mathbf{F}_e$.

The following observation generalizes Example 2.16(2):

Lemma 2.17. *Let \mathcal{C} be an oriented orthogonal matroid on $E \cup E^*$ and let $e \in E$. Let \mathbf{F} be a positive or negative fourorientation with $|\mathbf{F}(e)| = 1$. Then there is either a signed circuit \mathbf{C} such that $\mathbf{C} \subseteq \mathbf{F}$ and $\mathbf{C}(e) \neq 0$ or a signed circuit \mathbf{C} such that $\mathbf{C} \subseteq \mathbf{F}$ and $\mathbf{C}(e^*) \neq 0$, but not both.*

Proof. We first claim the existence of a signed circuit \mathbf{C} such that $\mathbf{C} \subseteq \mathbf{F}$ and $\mathbf{C}(e) + \mathbf{C}(e^*) \neq 0$. We proceed by induction on the number t of elements $f \in E$ with $|\mathbf{F}(f)| = 1$. If $t = 1$, then there is a signed circuit \mathbf{C} such that $\mathbf{C} \subseteq \mathbf{F}$ and $\mathbf{C}(e) + \mathbf{C}(e^*) \neq 0$ by (C5) and Definition 2.3(ii).

We now assume that $t \geq 2$, and we choose $f \in E \setminus \{e\}$ with $|\mathbf{F}(f)| = |\mathbf{F}(f^*)| = 1$. Let \mathbf{F}_1 and \mathbf{F}_2 be fourorientations such that $\mathbf{F}_1(f) = \mathbf{F}_2(f^*) = \{\pm 1\}$, $\mathbf{F}_1(f^*) = \mathbf{F}_2(f) = \emptyset$, and $\mathbf{F}_1(g) = \mathbf{F}_2(g) =$

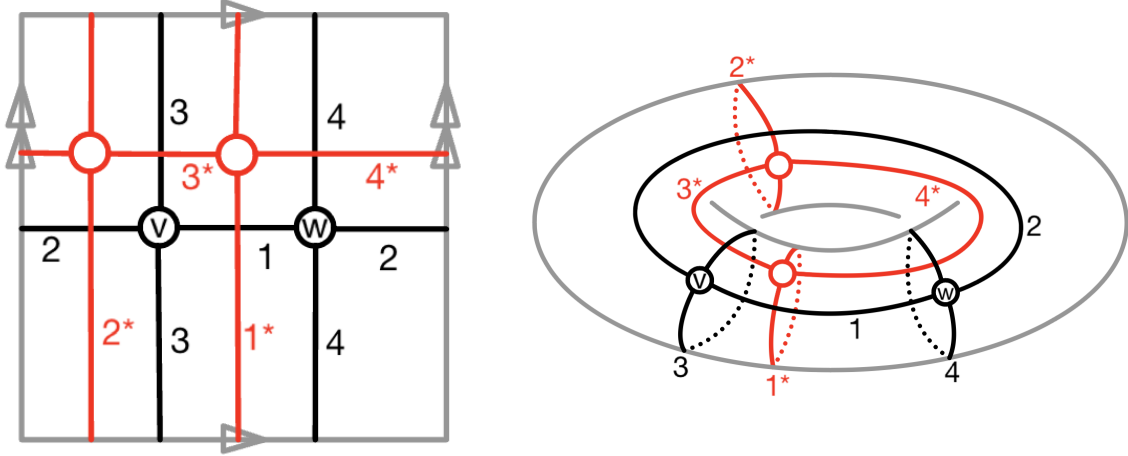


FIGURE 1. A graph $G = (\{v, w\}, \{1, 2, 3, 4\})$ embedded on a torus. The graph G is colored black and its dual G^* is colored red.

$\mathbf{F}(g)$ for all $g \in (E \cup E^*) \setminus \{f, f^*\}$. By the induction hypothesis, there are signed circuits \mathbf{C}_i with $i = 1, 2$ such that $\mathbf{C}_i \subseteq \mathbf{F}_i$ and $\mathbf{C}_i(e) + \mathbf{C}_i(e^*) \neq 0$.

Assume that neither \mathbf{C}_1 nor \mathbf{C}_2 is contained in \mathbf{F} . Then $\mathbf{C}_1(f) = -\mathbf{F}(f)$ and $\mathbf{C}_2(f^*) = -\mathbf{F}(f^*)$. If \mathbf{F} is positive, then $\mathbf{C}_1(f)$ and $\mathbf{C}_2(f^*)$ have the same sign, and for any $g \in E \cup E^*$, $\mathbf{C}_1(g)$ and $\mathbf{C}_2(g^*)$ either have the same sign or one of them is 0. However, this contradicts Definition 2.3(iii). If \mathbf{F} is negative, we obtain a contradiction in the same way. Therefore either \mathbf{C}_1 or \mathbf{C}_2 is contained in \mathbf{F} .

Suppose that there are signed circuits \mathbf{C}_1 and \mathbf{C}_2 contained in \mathbf{F} such that $\mathbf{C}_1(e)\mathbf{C}_2(e^*) \neq 0$. Then the signs of nonzero $\mathbf{C}_1(f)\mathbf{C}_2(f^*)$ with $f \in E \cup E^*$ are the same (+1 if \mathbf{F} is positive and -1 if \mathbf{F} is negative), contradicting Definition 2.3(iii). \square

Applying Lemma 2.17 to the positive fourientation \mathbf{F}_+ , we obtain Lemma 2.12 as a special case.

2.4. Ribbon graphs. A *ribbon graph* $\mathbf{G} = (G, \Sigma)$ is a graph $G = (V, E)$ together with a cellular embedding of G in a connected closed orientable⁹ surface Σ , where a *cellular embedding* is an injective map the complement of whose image is homeomorphic to a disjoint union of open disks.

The *vertices* and *edges* of the ribbon graph \mathbf{G} are those of the graph G .

The ribbon graph \mathbf{G} associated with $G \hookrightarrow \Sigma$ naturally induces a *dual graph* $G^* = (V^*, E^*)$. The vertices of G^* are points located in different components of the complement of G , and each edge e^* of G^* traverses the corresponding edge e of the original graph G . See Figure 1 for an example. The *dual ribbon graph* is $\mathbf{G}^* := (G^*, \Sigma)$. We call the vertices and edges of G^* the *covertices* and *coedges*, respectively, of the ribbon graph \mathbf{G} .

A transversal B of $E \cup E^*$ is a *basis* of \mathbf{G} if $\Sigma \setminus B$ is connected, and we denote by $\mathcal{B}(\mathbf{G})$ the set of bases.

Theorem 2.18 (Bouchet [11]). $M(\mathbf{G}) := (E \cup E^*, \mathcal{B}(\mathbf{G}))$ is an orthogonal matroid.

Example 2.19. The bases of the ribbon graph depicted in Figure 1 are $12^*3^*4^*$, $1^*23^*4^*$, 1234^* , and 123^*4 .

A subgraph H of G is *spanning* if its vertex set is V , and is a *quasi-tree* if an ϵ -neighborhood of H in Σ has exactly one boundary component for some $\epsilon > 0$.

⁹Ribbon graphs are generally defined on arbitrary closed surfaces, regardless of orientability. However, we assume in this paper that the ambient surface for every ribbon graph is orientable.

We often identify an edge set $Q \subseteq E$ with the spanning subgraph (V, Q) , and let $\mathcal{Q}(\mathbf{G}) \subseteq 2^E$ be the set of spanning quasi-trees of \mathbf{G} . By the following lemma, we can identify the spanning quasi-trees of \mathbf{G} with the bases of \mathbf{G} .

Lemma 2.20. *A subset Q of E is a spanning quasi-tree of \mathbf{G} if and only if $Q \cup (E \setminus Q)^*$ is a basis of \mathbf{G} .*

Proof. The boundary of a small ϵ -neighborhood of (V, Q) in Σ is homeomorphic to $H|\tau(Q, (E \setminus Q)^*)$ in the sense of [11, Section 3], where H is the “medial graph” of (G, Σ) . So the desired equivalence follows from [11, Corollary 3.4]. \square

We call $M(\mathbf{G})$ a *ribbon-graphic* orthogonal matroid. By definition, we can characterize the circuits of $M(\mathbf{G})$ as follows:

Lemma 2.21. *A subset C of $E \cup E^*$ is a circuit of $M(\mathbf{G})$ if and only if C is a minimal subtransversal whose complement in Σ is not connected.* \square

Example 2.22. The circuits of the ribbon-graphic orthogonal matroid corresponding to Figure 1 are 1^*2^* , 34 , 1^*3 , 1^*4 , 2^*3 , 2^*4 , and 123^*4^* .

Every ribbon-graphic orthogonal matroid is regular, and the regularity is witnessed by the following representation.

First of all, by convention, fix the orientation on Σ which is counter-clockwise with respect to (outward) normal vectors. Every sub-manifold Σ' of Σ inherits an orientation from Σ , and its boundary $\partial\Sigma'$ is also endowed with an induced orientation; see [19, Chapter 15] for details.

Now choose a reference orientation \vec{G} of the set E of edges of G , and assign the *dual reference orientation* to G^* by the “right-hand rule”, i.e., so that each coedge e^* crosses e from right to left (or, equivalently, e crosses e^* from left to right); see Figure 2.

Definition 2.23. Let $\mathcal{C}(\mathbf{G}, \vec{G}) \subseteq \mathbb{Z}^{E \cup E^*}$ be the set of vectors such that

- (i) $\{\text{supp}(\mathbf{C}) : \mathbf{C} \in \mathcal{C}(\mathbf{G}, \vec{G})\}$ is the set of circuits of $M(\mathbf{G})$, and
- (ii) for each $\mathbf{C} \in \mathcal{C}(\mathbf{G}, \vec{G})$, there is a connected component Σ' of $\Sigma \setminus \text{supp}(\mathbf{C})$ with boundary $\text{supp}(\mathbf{C})$ such that

$$\mathbf{C}(e) = \begin{cases} +1 & \text{if the reference orientation of } e \\ & \text{agrees the induced orientation on } \partial\Sigma', \\ -1 & \text{otherwise} \end{cases}$$

for all $e \in \text{supp}(\mathbf{C})$. In this case, we say that the signed circuit \mathbf{C} is *oriented by* Σ' .

We call each vector $\mathbf{C} \in \mathcal{C}(\mathbf{G}, \vec{G})$ a *signed ribbon cycle* of \mathbf{G} . We often abbreviate $\mathcal{C}(\mathbf{G}, \vec{G})$ to $\mathcal{C}(\mathbf{G})$ if the reference orientation is clear from the context.

Example 2.24. The signed ribbon cycle oriented by $\partial\Sigma'$ in Figure 2 is the $(0, \pm 1)$ -vector

$$\mathbf{C} = \begin{pmatrix} 0 & 0 & 1 & -1 \\ 0 & 0 & 0 & 0 \end{pmatrix},$$

where the upper four entries are $\mathbf{C}(1), \dots, \mathbf{C}(4)$ and the lower four entries are $\mathbf{C}(1^*), \dots, \mathbf{C}(4^*)$. The signed ribbon cycles of \mathbf{G} , up to multiplication by -1 , are:

$$\begin{pmatrix} 0 & 0 & 0 & 0 \\ 1 & -1 & 0 & 0 \end{pmatrix}, \quad \begin{pmatrix} 0 & 0 & 1 & -1 \\ 0 & 0 & 0 & 0 \end{pmatrix}, \quad \begin{pmatrix} 0 & 0 & 1 & 0 \\ -1 & 0 & 0 & 0 \end{pmatrix}, \quad \begin{pmatrix} 0 & 0 & 0 & 1 \\ -1 & 0 & 0 & 0 \end{pmatrix}, \\ \begin{pmatrix} 0 & 0 & 1 & 0 \\ 0 & -1 & 0 & 0 \end{pmatrix}, \quad \begin{pmatrix} 0 & 0 & 0 & 1 \\ 0 & -1 & 0 & 0 \end{pmatrix}, \quad \begin{pmatrix} 1 & 1 & 0 & 0 \\ 0 & 0 & 1 & 1 \end{pmatrix}.$$

Theorem 2.25. $\mathcal{C}(\mathbf{G})$ is a regular orthogonal representation of $M(\mathbf{G})$.

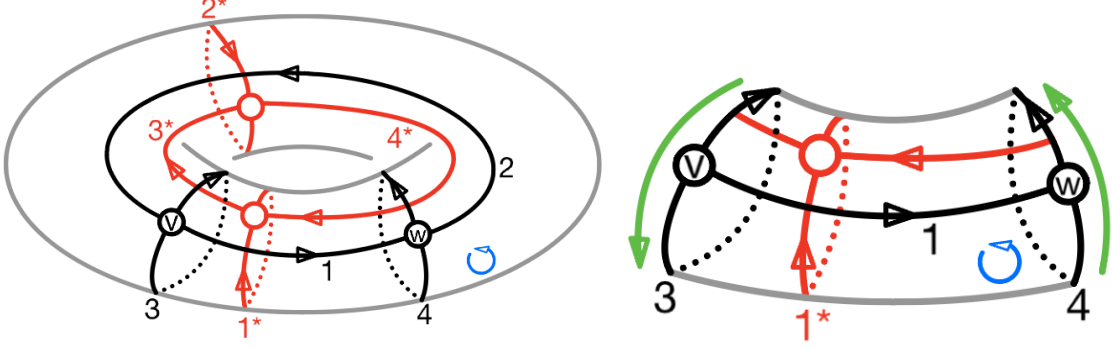


FIGURE 2. A ribbon graph with an orientation and dual orientation (left), and a connected component Σ' of Σ minus edges 3 and 4 (right). The induced orientation on $\partial\Sigma'$ is colored green.

Theorem 2.25 can be derived from the results of Booth, Borovik, Gelfand, and Stone [7], as follows.

The *intersection index* $(p, q) \in \mathbb{Z}$ of two curves p and q on Σ is defined as the number of times p traverses q from left to right minus the number of times p traverses q from right to left. For example, $(e, e^*) = 1$ for each edge e . For a cycle c in the homology group $H_1(\Sigma \setminus (V \cup V^*)) := H_1(\Sigma \setminus (V \cup V^*), \mathbb{Q})$, let

$$\iota(c) := \sum_{e \in E \cup E^*} (c, e)e \in \mathbb{Q}^{E \cup E^*}.$$

Theorem 2.26 ([7]). *For all $X, Y \in \iota(H_1(\Sigma \setminus (V \cup V^*)))$, we have $\langle X, Y \rangle = 0$.*

Lemma 2.27. *Let $\mathbf{C} \in \mathcal{C}(\mathbf{G})$ be a signed ribbon cycle. Let B be a basis of \mathbf{G} and x be an element of E such that $\text{supp}(\mathbf{C}) \subseteq B\Delta\{x, x^*\}$. Then*

- (i) *a small ϵ -neighborhood of $(V, (E \cap B)\Delta\{x\})$ in Σ has exactly two boundary components, say c and c' , and*
- (ii) *$\{\iota(c), \iota(c')\} = \{\mathbf{C}^*, -\mathbf{C}^*\}$ as sets.*

Proof. (i) By Lemma 2.20, a small ϵ -neighborhood N_ϵ of $(V, (E \cap B)\Delta\{x\})$ in Σ has exactly two boundary components c and c' .

(ii) We can regard c and c' as elements in $H_1(\Sigma \setminus (V \cup V^*))$. Orient c and c' according to the induced orientation on ∂N_ϵ . Let Σ_1 and Σ_2 be the two connected components of $\Sigma \setminus \text{supp}(\mathbf{C})$. Because $\text{supp}(\mathbf{C}) \subseteq N_\epsilon$, c and c' are in the different components of $\Sigma \setminus \text{supp}(\mathbf{C})$. We may assume that $c \subset \Sigma_1$ and $c' \subset \Sigma_2$ as sets. See Figure 3 for example.

An edge or coedge e in $B\Delta\{x, x^*\}$ does not intersect either c or c' , while each $e \in (B\Delta\{x, x^*\})^*$ intersects the union of c and c' exactly twice.

Suppose that $e \in (B\Delta\{x, x^*\})^* \setminus \text{supp}(\mathbf{C})^*$. Then e is entirely contained in either Σ_1 or Σ_2 , and so it intersects only one of c and c' . Hence, $(c, e) = 0 = (c', e)$.

Suppose that $e \in \text{supp}(\mathbf{C})^*$. Then e intersects both c and c' . Moreover, $(c, e) = -(c', e)$ by our choice of orientations on c and c' . Therefore, $\iota(c) = -\iota(c')$ and the supports of $\iota(c)$ and $\iota(c')$ are $\text{supp}(\mathbf{C})^*$.

Let $e \in \text{supp}(\mathbf{C})$. Suppose first that $e \in E$. Then both e and c are contained in $\partial_1 := \partial(\Sigma_1 \cap N_\epsilon)$, and c agrees the induced orientation on ∂_1 . Let $\bar{e} = e$ if e agrees the induced orientation on ∂_1 and $\bar{e} = -e$ otherwise. Then $(\bar{e}, e^*) = \mathbf{C}(e)$ and

$$0 = (\partial(\Sigma_1 \cap N_\epsilon), e^*) = (c, e^*) + (\bar{e}, e^*) = (c, e^*) + \mathbf{C}(e).$$

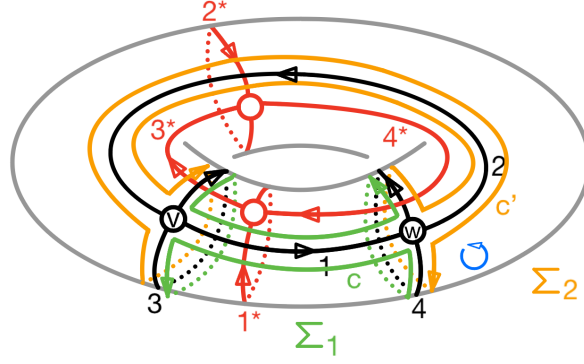


FIGURE 3. An example for the proof of Lemma 2.27, applied to the ribbon graph in Figure 2, $B = 1234^*$, and $x = 4$. The two boundaries c and c' of a small ϵ -neighborhood of $(V, (E \cap B) \triangle \{x\})$ are colored by green and orange, respectively. Note that $\text{FC}(B, x) = 34$.

Now suppose that $e \in E^*$. Then both e and c are contained in $\partial_2 := \partial(\Sigma_1 \setminus N_\epsilon)$, and c is oriented oppositely to the induced orientation on ∂_2 . Let $\bar{e} = e$ if e agrees the induced orientation on ∂_2 and $\bar{e} = -e$ otherwise. Then $(e^*, \bar{e}) = \mathbf{C}(e)$ and

$$0 = (\partial(\Sigma_1 \setminus N_\epsilon), e^*) = -(c, e^*) + (\bar{e}, e^*) = -(c, e^*) - \mathbf{C}(e).$$

Therefore, $\mathbf{C}^* = -\iota(c)$. □

Proof of Theorem 2.25. Let $\mathbf{C}, \mathbf{D} \in \mathcal{C}(\mathbf{G})$. By Lemma 2.27, there are cycles c and d in $H_1(\Sigma \setminus (V \cup V^*))$ such that $\mathbf{C} = \iota(c)^*$ and $\mathbf{D} = \iota(d)^*$. Then $\langle \mathbf{C}, \mathbf{D} \rangle = \langle \iota(c), \iota(d) \rangle = 0$ by Theorem 2.26. Therefore, $\mathcal{C}(\mathbf{G})$ is a regular orthogonal representation of $M(\mathbf{G})$. □

Corollary 2.28. *The span of $\mathcal{C}(\mathbf{G})^*$ is equal to $\iota(H_1(\Sigma \setminus (V \cup V^*)))$.*

Proof. Let B be a basis of \mathbf{G} , and for each $e \in B^*$ let \mathbf{C}_e be a signed ribbon cycle of \mathbf{G} such that $\text{supp}(\mathbf{C}_e) = \text{FC}(B, e)$. Then the n vectors \mathbf{C}_e^* with $e \in B^*$ are in $\iota(H_1(\Sigma \setminus (V \cup V^*)))$ by Lemma 2.27. Moreover, they are linearly independent, since for $f \in B^*$ we have $\mathbf{C}_e(f) \neq 0$ if and only if $e = f$. By Theorem 2.26, $\iota(H_1(\Sigma \setminus (V \cup V^*)))$ has dimension at most n , and therefore it is spanned by $\mathcal{C}(\mathbf{G})^*$. □

Remark 2.29. Different choices of a reference orientation of G yield regular orthogonal representations of $M(\mathbf{G})$ which differ only by reorientations. Choose two reference orientations \vec{G}_1 and \vec{G}_2 of G . Let X be the set of edges on which \vec{G}_1 and \vec{G}_2 differ. Then for any $e \in E \cup E^*$, the intersection indices (c, e) are the same for \vec{G}_1 and \vec{G}_2 if and only if $e \notin X \cup X^*$. Therefore, $\mathcal{C}(\mathbf{G}, \vec{G}_1) = \mathcal{C}(\mathbf{G}, \vec{G}_2)^X$.

Remark 2.30. We have two choices of “consistent” dual orientations of G^* . One convention is that each coedge e^* crosses its corresponding edge e from right to left, as above, and the other is that each coedge e^* crosses e from left to right. These choices yield two regular orthogonal representations of $M(\mathbf{G})$ which differ from each other by a simple operation. For a fixed reference orientation of G , consider the two regular orthogonal representations $\mathcal{C}_1(\mathbf{G})$ and $\mathcal{C}_2(\mathbf{G})$ induced by the two different choices for dual orientations of G^* . Then for any $e \in E$, the intersection indices (c, e) are the same, but (c, e^*) are different in the two cases. This implies $\mathcal{C}_1(\mathbf{G}) = \{\mathbf{C}' : \mathbf{C} \in \mathcal{C}_2(\mathbf{G})\}$, where

$$\mathbf{C}'(x) = \begin{cases} \mathbf{C}(x) & \text{if } x \in E, \\ -\mathbf{C}(x) & \text{if } x \in E^*. \end{cases}$$

3. THE JACOBIAN GROUP AND THE CIRCUIT REVERSAL CLASSES

In this section, we first define the Jacobian group $\text{Jac}(\mathcal{C})$ and the circuit reversal classes $\mathcal{R}(\mathcal{C})$ of a regular orthogonal representation \mathcal{C} . Then we will prove that there is a canonical group action of $\text{Jac}(\mathcal{C})$ on the set $\mathcal{R}(\mathcal{C})$.

3.1. Definition of the Jacobian group. Let \mathcal{C} be a regular orthogonal representation of an orthogonal matroid $M = (E \cup E^*, \mathcal{B})$.

We define the function

$$\pi: \mathbb{Q}^{E \cup E^*} \rightarrow \mathbb{Q}^E$$

by

$$\pi(\mathbf{v})(e) = \mathbf{v}(e) + \mathbf{v}(e^*).$$

Define

$$\langle \pi(\mathcal{C}) \rangle := \text{the subgroup of } \mathbb{Z}^E \text{ generated by } \{\pi(\mathbf{C}) : \mathbf{C} \in \mathcal{C}\}.$$

We remark that $\pi(\mathbf{C}) \in \{0, \pm 1\}^E$ for any signed circuit \mathbf{C} , because the support of any signed circuit \mathbf{C} is a subtransversal.

We define an equivalence relation \sim_J on \mathbb{Q}^E by the rule

$$\mathbf{v}_1 \sim_J \mathbf{v}_2 \Leftrightarrow \mathbf{v}_2 - \mathbf{v}_1 \in \langle \pi(\mathcal{C}) \rangle.$$

Note that \sim_J induces an equivalence relation on \mathbb{Z}^E . We denote an equivalence class for this relation by $[\mathbf{v}]_J$.

Definition 3.1. The *Jacobian group* of the regular orthogonal representation \mathcal{C} is defined to be the quotient group

$$\text{Jac}(\mathcal{C}) := \mathbb{Z}^E / \sim_J.$$

Proposition 3.2. *The order of the Jacobian group $\text{Jac}(\mathcal{C})$ equals the number of bases of M .*

Proof. By Lemma 2.6, the subgroup $\langle \pi(\mathcal{C}) \rangle$ of \mathbb{Z}^E is spanned by the rows of $I + A$. Then by Corollary 2.8, we get the desired formula. \square

Example 3.3. Let \mathcal{C} be the set of signed circuits calculated in Example 2.24. It is easy to see that the subgroup $\langle \pi(\mathcal{C}) \rangle$ is generated by $(1, -1, 0, 0)$, $(1, 0, -1, 0)$, $(1, 0, 0, -1)$ and $(1, 1, 1, 1)$. The Jacobian group is

$$\text{Jac}(\mathcal{C}) = \{[(0, 0, 0, 0)]_J, [(1, 0, 0, 0)]_J, [(1, 1, 0, 0)]_J, [(1, 1, 1, 0)]_J\}$$

which is isomorphic to $\mathbb{Z}/4\mathbb{Z}$.

3.2. The circuit reversal system.

Definition 3.4. We define the circuit reversal system for \mathcal{C} as follows.

- (i) An *orientation* (with respect to \mathcal{C}) is an element of the set

$$\mathcal{O} := \{\pm \frac{1}{2}\}^E.$$

- (ii) A *circuit reversal* turns an orientation \mathbf{O} into the orientation $\mathbf{O} + \pi(\mathbf{C})$ for some $\mathbf{C} \in \mathcal{C}$.
 (iii) Two orientations \mathbf{O}_1 and \mathbf{O}_2 are said to be *equivalent*, denoted $\mathbf{O}_1 \sim_R \mathbf{O}_2$, if one orientation can be obtained by the other by a sequence of circuit reversals. This defines an equivalence relation on the set of orientations. We call an equivalence class for this relation a *circuit reversal class*. The circuit reversal class of an orientation \mathbf{O} is denoted by $[\mathbf{O}]_R$, and the set of circuit reversal classes of \mathcal{C} is denoted by $\mathcal{R}(\mathcal{C})$. We call $\mathcal{R}(\mathcal{C})$ the *circuit reversal system* for \mathcal{C} .

Example 3.5. We continue with the example in Figure 1. We denote its orientations by $\mathbf{O}_{++++} = (\frac{1}{2}, \frac{1}{2}, \frac{1}{2}, \frac{1}{2})$, $\mathbf{O}_{+++ -} = (\frac{1}{2}, \frac{1}{2}, \frac{1}{2}, -\frac{1}{2})$, etc. We have $\mathbf{O}_{++++} \sim_{\mathcal{R}} \mathbf{O}_{----}$ because $\mathbf{O}_{++++} - \mathbf{O}_{----} = (1, 1, 1, 1) = \pi(\mathbf{C})$, where $\mathbf{C} = (1, 1, 0, 0, 0, 0, 1, 1)$ is the last signed circuit in Example 2.24. The complete set of circuit reversal classes is as follows:

$$\begin{aligned} [\mathbf{O}_{++++}]_{\mathcal{R}} &= \{\mathbf{O}_{++++}, \mathbf{O}_{----}\}, \\ [\mathbf{O}_{+++ -}]_{\mathcal{R}} &= \{\mathbf{O}_{+++ -}, \mathbf{O}_{+ + - +}, \mathbf{O}_{+ - + +}, \mathbf{O}_{- + + +}\}, \\ [\mathbf{O}_{++ - -}]_{\mathcal{R}} &= \{\mathbf{O}_{++ - -}, \mathbf{O}_{+ - - -}, \mathbf{O}_{- + - -}, \mathbf{O}_{- - + -}, \mathbf{O}_{- - - +}\}, \\ [\mathbf{O}_{+ - - -}]_{\mathcal{R}} &= \{\mathbf{O}_{+ - - -}, \mathbf{O}_{- + - -}, \mathbf{O}_{- - + -}, \mathbf{O}_{- - - +}\}. \end{aligned}$$

Definition 3.6. We define a group action of $\text{Jac}(\mathcal{C})$ on $\mathcal{R}(\mathcal{C})$ as follows. For $[\mathbf{v}]_{\mathcal{J}} \in \text{Jac}(\mathcal{C})$ and $[\mathbf{O}_1]_{\mathcal{R}} \in \mathcal{R}(\mathcal{C})$, we define

$$[\mathbf{v}]_{\mathcal{J}} \cdot [\mathbf{O}_1]_{\mathcal{R}} := [\mathbf{O}_2]_{\mathcal{R}},$$

where \mathbf{O}_2 is any orientation such that $\mathbf{v} + \mathbf{O}_1 \sim_{\mathcal{J}} \mathbf{O}_2$.

Our first main result of the paper is:

Theorem 3.7. *The group action in Definition 3.6 is well defined and simply transitive.*

Corollary 3.8. *We have*

$$|\text{Jac}(\mathcal{C})| = |\mathcal{R}(\mathcal{C})| = |\mathcal{B}(M)|.$$

Proof. This is a direct consequence of Proposition 3.2 and Theorem 3.7. \square

In order to prove Theorem 3.7, we must first show that the orientation \mathbf{O}_2 in Definition 3.6 always exists. The proof uses Farkas' Lemma for oriented orthogonal matroids (Lemma 2.12), which for the present purpose we reformulate as follows:

Lemma 3.9. *For any function $f: E \rightarrow \{\pm 1\}$ and any $i \in E$, there exists a signed circuit $\mathbf{C} \in \mathcal{C}$ such that $\pi(\mathbf{C})(i) = f(i)$ and $\pi(\mathbf{C})(j) \in \{0, f(j)\}$ for every $j \in E$.*

Proof. Apply Lemma 2.12 to the reorientation $\mathcal{C}^{f^{-1}(-1)}$. \square

Define

$$\mathbb{Z}_{\frac{1}{2}}^E := \text{the set of functions from } E \text{ to } \{n + \frac{1}{2} : n \in \mathbb{Z}\}$$

and note that $\sim_{\mathcal{J}}$ induces an equivalence relation on $\mathbb{Z}_{\frac{1}{2}}^E$. We again denote an equivalence class for this relation by $[\mathbf{v}]_{\mathcal{J}}$.

Lemma 3.10. *For any $\mathbf{v} \in \mathbb{Z}_{\frac{1}{2}}^E$, there exists an orientation \mathbf{O} such that $[\mathbf{v}]_{\mathcal{J}} = [\mathbf{O}]_{\mathcal{J}}$.*

Proof. We define the *defect* of \mathbf{v} to be

$$\delta(\mathbf{v}) := \sum_{j \in E} (|\mathbf{v}(j)| - \frac{1}{2}).$$

Note that $\delta(\mathbf{v})$ is a non-negative integer, and it is zero if and only if $\mathbf{v} \in \mathcal{O}$.

We may assume that $\delta(\mathbf{v})$ is positive. It is enough to show that there exists a signed circuit \mathbf{C} such that $\delta(\mathbf{v}') < \delta(\mathbf{v})$, where $\mathbf{v}' := \mathbf{v} + \pi(\mathbf{C})$, because we can repeat this process until the defect becomes zero.

Because $\delta(\mathbf{v}) > 0$, there exists $i \in E$ such that $\mathbf{v}(i) \notin \{\pm \frac{1}{2}\}$. Let $f: E \rightarrow \{\pm 1\}$ be the function such that for any $j \in E$,

$$f(j) = \begin{cases} 1 & \text{if } \mathbf{v}(j) < 0, \\ -1 & \text{if } \mathbf{v}(j) > 0. \end{cases}$$

By Lemma 3.9, there exists a signed circuit \mathbf{C} such that $\pi(\mathbf{C})(i) = f(i)$ and $\pi(\mathbf{C})(j) \in \{0, f(j)\}$ for every $j \in E$. Then \mathbf{C} is the desired signed circuit, because

$$|\mathbf{v}(j)| \geq |\mathbf{v}(j) + \pi(\mathbf{C})(j)| = |\mathbf{v}'(j)|$$

for every $j \in E$, and when $j = i$ we have strict inequality. \square

Corollary 3.11. *Define*

$$\mathcal{R}'(\mathcal{C}) := \{[\mathbf{O}]_{\mathbf{J}} : \mathbf{O} \in \mathcal{O}\}.$$

(i) *We have*

$$\mathcal{R}'(\mathcal{C}) = \mathbb{Z}_{\frac{1}{2}}^E / \sim_{\mathbf{J}}$$

as sets.

(ii) *The group action of $\text{Jac}(\mathcal{C})$ on $\mathcal{R}'(\mathcal{C})$ defined by*

$$[\mathbf{v}]_{\mathbf{J}} \cdot [\mathbf{O}_1]_{\mathbf{J}} = [\mathbf{O}_2]_{\mathbf{J}} \Leftrightarrow [\mathbf{v} + \mathbf{O}_1]_{\mathbf{J}} = [\mathbf{O}_2]_{\mathbf{J}}$$

is well defined and simply transitive.

Proof. The first part is a consequence of Lemma 3.10. The second part follows from the fact that the Jacobian group $\mathbb{Z}^E / \sim_{\mathbf{J}}$ acts on $\mathbb{Z}_{\frac{1}{2}}^E / \sim_{\mathbf{J}}$ simply transitively. \square

The next step is to show that the combinatorial equivalence relation $\mathbf{O}_1 \sim_{\mathbf{R}} \mathbf{O}_2$ coincides with the algebraic equivalence relation $\mathbf{O}_2 \sim_{\mathbf{J}} \mathbf{O}_1$. To prove this, we will need two more lemmas.

Lemma 3.12 ([1, Lemma 4.1.1]). *Let \mathcal{C} be a regular representation of a matroid. Then every $(0, \pm 1)$ -vector in the span of \mathcal{C} is a sum of disjoint signed circuits in \mathcal{C} .*

Lemma 3.13. *Let \mathbf{v} be a \mathbb{Z} -linear combination of elements in \mathcal{C} such that $\pi(\mathbf{v}) \in \{0, \pm 1\}^E$. Then the support of \mathbf{v} is a subtransversal.*

Proof. By Definition 2.4, we have

$$(2) \quad \sum_{e \in E} \mathbf{v}(e) \mathbf{v}(e^*) = \frac{1}{2} \langle \mathbf{v}, \mathbf{v} \rangle = 0.$$

Assume for the sake of contradiction that $\mathbf{v}(i)$ and $\mathbf{v}(i^*)$ are both nonzero for some $i \in E$. Because $\mathbf{v}(i) + \mathbf{v}(i^*) \in \{0, \pm 1\}$, we have $\mathbf{v}(i)\mathbf{v}(i^*) < 0$. Thus, by (2), there exists $j \in E$ such that $\mathbf{v}(j)\mathbf{v}(j^*) > 0$. It follows that $|\pi(\mathbf{v})(j)| = |\mathbf{v}(j) + \mathbf{v}(j^*)| \geq 2$, which contradicts our assumption that $\pi(\mathbf{v}) \in \{0, \pm 1\}^E$. \square

Proposition 3.14. *Let \mathbf{O}_1 and \mathbf{O}_2 be two orientations. Then*

$$\mathbf{O}_1 \sim_{\mathbf{R}} \mathbf{O}_2 \Leftrightarrow \mathbf{O}_2 \sim_{\mathbf{J}} \mathbf{O}_1.$$

Moreover, when $\mathbf{O}_1 \sim_{\mathbf{R}} \mathbf{O}_2$, there exist signed circuits $\mathbf{C}_1, \dots, \mathbf{C}_m \in \mathcal{C}$ (where m is possibly zero) such that

- $\mathbf{O}_2 - \mathbf{O}_1 = \sum_{k=1}^m \pi(\mathbf{C}_k)$,
- *the supports of these signed circuits are disjoint, and*
- *the union of these supports is a subtransversal.*

Proof. The forward direction $\mathbf{O}_1 \sim_{\mathbf{R}} \mathbf{O}_2 \Rightarrow \mathbf{O}_2 \sim_{\mathbf{J}} \mathbf{O}_1$ is trivial. To prove the backward direction, assume that $\mathbf{O}_2 - \mathbf{O}_1 \in \langle \pi(\mathcal{C}) \rangle$. Let \mathbf{v} be a \mathbb{Z} -linear combination of elements in \mathcal{C} such that

$$\mathbf{O}_2 - \mathbf{O}_1 = \pi(\mathbf{v}).$$

Since $\mathbf{O}_1, \mathbf{O}_2 \in \mathcal{O}$, we have $\pi(\mathbf{v}) \in \{0, \pm 1\}^E$. Hence, by Lemma 3.13, the support of \mathbf{v} is a subtransversal.

By Proposition 2.11 and Lemma 3.12, we have

$$\mathbf{v} = \sum_{k=1}^m \mathbf{C}_k,$$

where the \mathbf{C}_k 's are signed circuits in \mathcal{C} with disjoint supports contained in $\text{supp}(\mathbf{v})$. Thus the $\pi(\mathbf{C}_k)$'s also have disjoint supports (in E). This implies that the partial sum $\mathbf{O}_1 + \pi(\mathbf{C}_1) + \cdots + \pi(\mathbf{C}_{m'})$ is always an orientation for any $m' < m$. Therefore we get $\mathbf{O}_1 \sim_{\mathbf{R}} \mathbf{O}_2$, together with the desired signed circuits. \square

Proof of Theorem 3.7. By Proposition 3.14, the set $\mathcal{R}'(\mathcal{C})$ in Corollary 3.11 is the same as the set $\mathcal{R}(\mathcal{C})$, and the group action in Corollary 3.11 is the same as the one in Definition 3.6. \square

3.3. Invariance under reorientation. As before, let \mathcal{C} be a regular orthogonal representation of an orthogonal matroid $M = (E \cup E^*, \mathcal{B})$. Fix a subset X of E . Recall that the reorientation of \mathcal{C} on X is defined as

$$\mathcal{C}^X := \{\mathbf{C}^X \in \mathbb{Z}^{E \cup E^*} : \mathbf{C} \in \mathcal{C}\},$$

where

$$\mathbf{C}^X(i) = \begin{cases} -\mathbf{C}(i) & \text{if } i \in X \cup X^*, \\ \mathbf{C}(i) & \text{otherwise.} \end{cases}$$

Definition 3.15. Given $\mathbf{v} \in \mathbb{Q}^E$, we define a new element $\mathbf{v}^X \in \mathbb{Q}^E$, called the *reorientation* of \mathbf{v} on X , by

$$\mathbf{v}^X(i) = \begin{cases} -\mathbf{v}(i) & \text{if } i \in X, \\ \mathbf{v}(i) & \text{otherwise.} \end{cases}$$

In particular, it makes sense to write \mathbf{O}^X for an orientation \mathbf{O} .

Note also that $\pi(\mathbf{C}^X) = (\pi(\mathbf{C}))^X$.

Lemma 3.16. *We have a natural group isomorphism*

$$\begin{aligned} \text{Jac}(\mathcal{C}) &\rightarrow \text{Jac}(\mathcal{C}^X) \\ [\mathbf{v}]_{\mathbf{J}} &\mapsto [\mathbf{v}^X]_{\mathbf{J}}. \end{aligned}$$

Proof. The map $\mathbf{v} \mapsto \mathbf{v}^X$ is a group isomorphism from \mathbb{Z}^E to \mathbb{Z}^E sending the subgroup $\langle \pi(\mathcal{C}) \rangle$ to $\langle \pi(\mathcal{C}^X) \rangle$. Therefore it induces the desired isomorphism. \square

Lemma 3.17. *We have a natural bijection*

$$\begin{aligned} \mathcal{R}(\mathcal{C}) &\rightarrow \mathcal{R}(\mathcal{C}^X) \\ [\mathbf{O}]_{\mathbf{R}} &\mapsto [\mathbf{O}^X]_{\mathbf{R}}. \end{aligned}$$

Proof. This follows from the easily verified fact that $\mathbf{O}_1 \sim_{\mathbf{R}} \mathbf{O}_2$ in the definition of $\mathcal{R}(\mathcal{C})$ if and only if $\mathbf{O}_1^X \sim_{\mathbf{R}} \mathbf{O}_2^X$ in the definition of $\mathcal{R}(\mathcal{C}^X)$. \square

We will use the notation $[\mathbf{v}]_{\mathbf{J}}^X := [\mathbf{v}^X]_{\mathbf{J}}$ and $[\mathbf{O}]_{\mathbf{R}}^X := [\mathbf{O}^X]_{\mathbf{R}}$ to emphasize the fact that $[\mathbf{v}]_{\mathbf{J}}^X \in \text{Jac}(\mathcal{C}^X)$ and $[\mathbf{O}]_{\mathbf{R}}^X \in \mathcal{R}(\mathcal{C}^X)$ respectively.

Lemma 3.18. *For any $[\mathbf{v}]_{\mathbf{J}} \in \text{Jac}(\mathcal{C})$ and $[\mathbf{O}_1]_{\mathbf{R}}, [\mathbf{O}_2]_{\mathbf{R}} \in \mathcal{R}(\mathcal{C})$, we have*

$$[\mathbf{v}]_{\mathbf{J}} \cdot [\mathbf{O}_1]_{\mathbf{R}} = [\mathbf{O}_2]_{\mathbf{R}} \Leftrightarrow [\mathbf{v}]_{\mathbf{J}}^X \cdot [\mathbf{O}_1]_{\mathbf{R}}^X = [\mathbf{O}_2]_{\mathbf{R}}^X.$$

Proof. By definition, the left hand side is equivalent to $\mathbf{v} + \mathbf{O}_1 - \mathbf{O}_2 \in \langle \pi(\mathcal{C}) \rangle$, and the right hand side is equivalent to $\mathbf{v}^X + \mathbf{O}_1^X - \mathbf{O}_2^X \in \langle \pi(\mathcal{C}^X) \rangle$. It is clear that the two formulas are equivalent. \square

Putting together the various results proved in this section, we see that $\text{Jac}(\mathcal{C})$, $\mathcal{R}(\mathcal{C})$, and the action of $\text{Jac}(\mathcal{C})$ on $\mathcal{R}(\mathcal{C})$ all depend only on the regular orthogonal representation \mathcal{C} up to reorientation equivalence.

3.4. The lift of circuit reversals. The astute reader might have noticed that the signed circuits of a regular orthogonal representation \mathcal{C} are elements of $\mathbb{Q}^{E \cup E^*}$, but the circuit reversal system is defined in terms of an equivalence relation on orientations, which are elements of \mathbb{Q}^E . The map $\pi : \mathbb{Q}^{E \cup E^*} \rightarrow \mathbb{Q}^E$ is used to compare the two sides. It is natural to wonder if one can “lift” orientations to $\mathbb{Q}^{E \cup E^*}$ instead of “projecting” circuits to \mathbb{Q}^E . In this section, we show that this is indeed the case.

Although the results of this section will not be used elsewhere in the paper, it seems worth recording this alternative description of the equivalence relation \sim_R generated by circuit reversals.

Definition 3.19. Let \mathbf{O} be an orientation and let \mathbf{C} be a signed circuit. If $\pi(\mathbf{C})(f) \cdot \mathbf{O}(f) > 0$ for all $f \in \text{supp}(\pi(\mathbf{C}))$, we say that the signed circuit \mathbf{C} is *compatible* with the orientation \mathbf{O} .

We now define a “lifting” map $\psi : \mathcal{O} = \{\pm \frac{1}{2}\}^E \rightarrow \{0, \pm \frac{1}{2}\}^{E \cup E^*}$.

Definition 3.20. Let \mathbf{O} be an orientation. For any element $e \in E$, it follows from Lemma 2.12 that either:

- (i) there exists a signed circuit \mathbf{C} compatible with \mathbf{O} such that $\mathbf{C}(e) \neq 0$, or
- (ii) there exists a signed circuit \mathbf{C} compatible with \mathbf{O} such that $\mathbf{C}(e^*) \neq 0$,

but not both. Let $\psi(\mathbf{O}) \in \mathbb{Q}^{E \cup E^*}$ be the unique element such that:

- $\text{supp}(\psi(\mathbf{O}))$ is a transversal of $E \cup E^*$,
- $\pi(\psi(\mathbf{O})) = \mathbf{O}$, and
- for any $e \in E$, $\psi(\mathbf{O})(e) = 0$ iff we are in case (ii), i.e., $\mathbf{C}(e) = 0$ for every signed circuit \mathbf{C} compatible with \mathbf{O} .

Note that the first two properties of $\psi(\mathbf{O})$ imply that

$$\psi(\mathbf{O}) \in \{0, \pm \frac{1}{2}\}^{E \cup E^*}.$$

Example 3.21. In our running example from Figure 1, we have

$$\psi(\mathbf{O}_{++++}) = \begin{pmatrix} \frac{1}{2} & \frac{1}{2} & 0 & 0 \\ 0 & 0 & \frac{1}{2} & \frac{1}{2} \end{pmatrix}$$

and

$$\psi(\mathbf{O}_{+++}) = \begin{pmatrix} 0 & 0 & \frac{1}{2} & -\frac{1}{2} \\ \frac{1}{2} & \frac{1}{2} & 0 & 0 \end{pmatrix}.$$

The next lemma follows immediately from Definition 3.20.

Lemma 3.22. Let \mathbf{O} be an orientation and let \mathbf{C} be a signed circuit compatible with \mathbf{O} . Then $\text{supp}(\mathbf{C}) \subseteq \text{supp}(\psi(\mathbf{O}))$. Moreover, for all $f \in \text{supp}(\mathbf{C})$ we have $\mathbf{C}(f) = 2\psi(\mathbf{O})(f)$.

The following lemma gives an equivalent definition of $\psi(\mathbf{O})$.

Lemma 3.23. Let \mathbf{O} be an orientation and let $\mathbf{v} \in \mathbb{Q}^{E \cup E^*}$ be an element such that $\text{supp}(\mathbf{v})$ is a transversal and $\pi(\mathbf{v}) = \mathbf{O}$. Then $\mathbf{v} = \psi(\mathbf{O})$ if and only if for every $e \in \text{supp}(\mathbf{v})$, there exists a signed circuit \mathbf{C} such that $e \in \text{supp}(\mathbf{C})$ and $\mathbf{C}(f) = 2\mathbf{v}(f)$ for all $f \in \text{supp}(\mathbf{C})$.

Proof. The “if” part follows from Definition 3.20.

For the “only if” part, suppose $\mathbf{v} = \psi(\mathbf{O})$. Then by Definition 3.20, for every $e \in \text{supp}(\mathbf{v})$, there exists a signed circuit \mathbf{C} compatible with \mathbf{O} such that $\mathbf{C}(e) \neq 0$. We want to show that for every $f \in \text{supp}(\mathbf{C})$, $\mathbf{C}(f) = 2\mathbf{v}(f)$. We apply Definition 3.20 to \mathbf{O} and the unique element in $\{f, f^*\} \cap E$. Because $\mathbf{C}(f) \neq 0$, we have $\psi(\mathbf{O})(f) \neq 0$. Since $\pi(\mathbf{C})(f) \cdot \mathbf{O}(f) > 0$ and $|\pi(\mathbf{C})(f)| = 2|\mathbf{O}(f)|$, we must have $\mathbf{C}(f) = 2\psi(\mathbf{O})(f)$. \square

We can now give the following alternative description of circuit reversals.

Proposition 3.24. *Let \mathbf{O}_1 and \mathbf{O}_2 be orientations, and let \mathbf{C} be a signed circuit. Then*

$$\mathbf{O}_2 = \mathbf{O}_1 + \pi(\mathbf{C}) \Leftrightarrow \psi(\mathbf{O}_2) = \psi(\mathbf{O}_1) + \mathbf{C}.$$

Moreover, if one of them holds, then

$$\text{supp}(\mathbf{C}) \subseteq \text{supp}(\psi(\mathbf{O}_1)) = \text{supp}(\psi(\mathbf{O}_2)).$$

Proof. The backward direction is trivial. To prove the forward direction, we assume $\mathbf{O}_2 = \mathbf{O}_1 + \pi(\mathbf{C})$.

Clearly, the signed circuits $-\mathbf{C}$ and \mathbf{C} are compatible with \mathbf{O}_1 and \mathbf{O}_2 respectively. By Lemma 3.22, we have

- $\text{supp}(\mathbf{C}) \subseteq \text{supp}(\psi(\mathbf{O}_1))$, and
- $\mathbf{C}(f) = -2\psi(\mathbf{O}_1)(f) = 2\psi(\mathbf{O}_2)(f)$ for all $f \in \text{supp}(\mathbf{C})$.

Thus the vector

$$\mathbf{v} := \psi(\mathbf{O}_1) + \mathbf{C} \in \mathbb{Q}^{E \cup E^*}$$

has the following properties:

- $\text{supp}(\mathbf{v}) = \text{supp}(\psi(\mathbf{O}_1))$. In particular, $\text{supp}(\mathbf{v})$ is a transversal.
- $\pi(\mathbf{v}) = \pi(\psi(\mathbf{O}_1)) + \pi(\mathbf{C}) = \mathbf{O}_2$.

By Lemma 3.23, to prove $\mathbf{v} = \psi(\mathbf{O}_2)$, we need to show that for every $e \in \text{supp}(\mathbf{v})$, there exists $\mathbf{C}_2 \in \mathcal{C}$ such that $e \in \text{supp}(\mathbf{C}_2)$ and $\mathbf{C}_2(f) = 2\mathbf{v}(f)$ for all $f \in \text{supp}(\mathbf{C}_2)$.

Fix $e \in \text{supp}(\mathbf{v}) = \text{supp}(\psi(\mathbf{O}_1))$. There are two cases to consider:

- If $e \in \text{supp}(\mathbf{C})$, then $\mathbf{C}_2 := \mathbf{C}$ is the desired vector.
- If $e \notin \text{supp}(\mathbf{C})$, then by applying Lemma 3.23 to \mathbf{O}_1 we find $\mathbf{C}_1 \in \mathcal{C}$ such that $e \in \text{supp}(\mathbf{C}_1)$ and $\mathbf{C}_1(f) = 2\psi(\mathbf{O}_1)(f)$ for all $f \in \text{supp}(\mathbf{C}_1)$. Let $\mathbf{C}'_2 := \mathbf{C}_1 + \mathbf{C}$. For each $g \in \text{supp}(\mathbf{C}) \cap \text{supp}(\mathbf{C}_1)$, we have $\mathbf{C}_1(g) = 2\psi(\mathbf{O}_1)(g) = -\mathbf{C}(g)$. Hence \mathbf{C}'_2 is a $(0, \pm 1)$ -vector in the span of \mathcal{C} . By applying Proposition 2.11 to the transversal $\text{supp}(\mathbf{v})$ and then Lemma 3.12 to \mathbf{C}'_2 , we can write \mathbf{C}'_2 as a sum of disjoint signed circuits with supports contained in $\text{supp}(\mathbf{v})$. The one containing e is the desired vector \mathbf{C}_2 .

Therefore $\mathbf{v} = \psi(\mathbf{O}_2)$, and hence $\psi(\mathbf{O}_2) = \psi(\mathbf{O}_1) + \mathbf{C}$. It is clear that $\text{supp}(\mathbf{C}) \subseteq \text{supp}(\psi(\mathbf{O}_1)) = \text{supp}(\psi(\mathbf{O}_2))$. \square

As a direct consequence of Proposition 3.24, we obtain:

Corollary 3.25. *Let $\mathbf{O}_1, \mathbf{O}_2, \mathbf{C}_1, \dots, \mathbf{C}_m$ be as in Proposition 3.14. Then we have*

- (i) $\text{supp}(\mathbf{C}_k) \subseteq \text{supp}(\psi(\mathbf{O}_1)) = \text{supp}(\psi(\mathbf{O}_2))$ for every k , and
- (ii) $\psi(\mathbf{O}_2) - \psi(\mathbf{O}_1) = \sum_{k=1}^m \mathbf{C}_k$.

4. THE BBY BIJECTIONS AND TORSORS OF REGULAR ORTHOGONAL REPRESENTATIONS

The BBY bijections between bases and circuit-cocircuit reversal classes of regular matroids are defined in [1]. In this section we define analogous bijections for regular orthogonal representations.

The proof of bijectivity in [1] involves zonotope tilings, and it is not clear how to define similar geometric objects for orthogonal matroids. We will therefore adopt the machinery introduced in [14], where the BBY bijections are generalized and the proof of bijectivity is purely combinatorial. We state and prove our general BBY bijections for regular orthogonal representations in Section 4.1. In Section 4.2, we introduce the notion of ‘‘acyclic signatures’’ and connect this to the results of the previous section. Finally, in Section 4.3 we define and study the corresponding BBY torsors.

Throughout this section we fix a regular orthogonal representation \mathcal{C} of a regular orthogonal matroid M with ground set $E \cup E^*$.

4.1. The BBY bijections. For the definition of fourorientations and related notions, see Section 2.3.

Recall that orientations are elements in $\mathcal{O} = \{\pm\frac{1}{2}\}^E$. For an orientation $\mathbf{O} \in \mathcal{O}$ and an element $e \in E$, we define

$$\text{sign}(\mathbf{O}(e)) = \begin{cases} \{1\} & \text{if } \mathbf{O}(e) > 0, \\ \{-1\} & \text{if } \mathbf{O}(e) < 0. \end{cases}$$

We will use the following notation many times.

Definition 4.1. For a basis $B \subseteq E \cup E^*$ and an orientation $\mathbf{O} \in \mathcal{O}$, we define the fourorientation $\mathbf{F}(B, \mathbf{O})$ whose value at each e is determined by

$$\mathbf{F}(B, \mathbf{O})(e) = \begin{cases} \{\pm 1\} & \text{if } e \in B, \\ \text{sign}(\mathbf{O}(\underline{e})) & \text{if } e \notin B, \end{cases}$$

where \underline{e} is the unique element in $E \cap \{e, e^*\}$. Intuitively, we bi-orient the edges in B and orient the edges not in B according to \mathbf{O} .

We now give the key definition in this section.

Definition 4.2. Let $\beta: \mathcal{B}(M) \rightarrow \mathcal{O}$ be a map from the set of bases of M to the set of orientations of E .

(i) If the fourorientation

$$\mathbf{F}(B_1, \beta(B_1)) \cap (-\mathbf{F}(B_2, \beta(B_2)))$$

contains no signed circuit for any two bases B_1 and B_2 , then we call the map β *triangulating*.

(ii) From the map β , we obtain the induced map

$$\begin{aligned} \bar{\beta}: \mathcal{B}(M) &\rightarrow \mathcal{R}(\mathcal{C}) \\ B &\mapsto [\beta(B)]_{\mathbb{R}}. \end{aligned}$$

Remark 4.3. The notion of triangulating maps comes from triangulating atlases of regular matroids in [14].

Example 4.4. We continue with the example described in Figure 1.

(i) One can check that the map β in Table 1 is triangulating. For example, denote the first and third bases by B_1 and B_3 , respectively. Then the fourorientation

$$\mathbf{F}(B_1, \beta(B_1)) \cap (-\mathbf{F}(B_3, \beta(B_3))) = \begin{pmatrix} \{\pm 1\} & \{-1\} & \{-1\} & \emptyset \\ \emptyset & \{-1\} & \{+1\} & \{\pm 1\} \end{pmatrix}$$

does not contain any signed circuit \mathbf{C} (listed in Example 2.24) or its opposite $-\mathbf{C}$. The induced map $\bar{\beta}$ is a bijection by Theorem 4.5.

(ii) Let β' be the map in Table 2. It is not triangulating, because the fourorientation

$$\mathbf{F}(B_1, \beta'(B_1)) \cap (-\mathbf{F}(B_3, \beta'(B_3))) = \begin{pmatrix} \{\pm 1\} & \{-1\} & \{-1\} & \{+1\} \\ \emptyset & \{-1\} & \{+1\} & \{\pm 1\} \end{pmatrix}$$

contains the signed circuit $\mathbf{C} = \begin{pmatrix} 0 & 0 & 0 & 1 \\ 0 & -1 & 0 & 0 \end{pmatrix}$. One can also see that β' is not triangulating using Theorem 4.5 below; indeed, the map $\bar{\beta}'$ is not a bijection since $\bar{\beta}'(B_1) = \bar{\beta}'(B_3)$ (cf. Example 3.5). More precisely, since $\beta'(B_1) - \beta'(B_3) = (0, -1, 0, 1) = \pi(\mathbf{C})$, the proof of Theorem 4.5 shows that \mathbf{C} is contained in the fourorientation.

The following is the main theorem of this section.

Theorem 4.5. *If $\beta: \mathcal{B}(M) \rightarrow \mathcal{O}$ is triangulating, then $\bar{\beta}$ is a bijection.*

Basis B	$2\beta(B)$	$\mathbf{F}(B, \beta(B))$
$\begin{matrix} 1 & & & \\ & 2^* & 3^* & 4^* \end{matrix}$	$(+1, -1, -1, +1)$	$\begin{matrix} \pm & - & - & + \\ + & \pm & \pm & \pm \end{matrix}$
$\begin{matrix} & 2 & & \\ 1^* & & 3^* & 4^* \end{matrix}$	$(-1, -1, -1, -1)$	$\begin{matrix} - & \pm & - & - \\ \pm & - & \pm & \pm \end{matrix}$
$\begin{matrix} 1 & 2 & 3 & \\ & & & 4^* \end{matrix}$	$(+1, +1, -1, +1)$	$\begin{matrix} \pm & \pm & \pm & + \\ + & + & - & \pm \end{matrix}$
$\begin{matrix} 1 & 2 & & 4 \\ & & 3^* & \end{matrix}$	$(+1, -1, -1, -1)$	$\begin{matrix} \pm & \pm & - & \pm \\ + & - & \pm & - \end{matrix}$

TABLE 1. The table shows a map β for the example in Figure 1, along with the fourientation $\mathbf{F}(B, \beta(B))$ for every basis B . When the data in a cell are arranged in a 2×4 matrix, the top/bottom positions are indexed by elements in E/E^* in order. In fourientations, $\{1\}$ is presented by $+$, etc. By Definition 4.1, the positions of the red elements in B match the red elements in $\mathbf{F}(B, \beta(B))$; the signs of the black elements in $\beta(B)$ match the signs of the black elements in $\mathbf{F}(B, \beta(B))$.

Basis B	$2\beta'(B)$	$\mathbf{F}(B, \beta'(B))$
$\begin{matrix} 1 & & & \\ & 2^* & 3^* & 4^* \end{matrix}$	$(+1, -1, -1, +1)$	$\begin{matrix} \pm & - & - & + \\ + & \pm & \pm & \pm \end{matrix}$
$\begin{matrix} & 2 & & \\ 1^* & & 3^* & 4^* \end{matrix}$	$(-1, -1, -1, -1)$	$\begin{matrix} - & \pm & - & - \\ \pm & - & \pm & \pm \end{matrix}$
$\begin{matrix} 1 & 2 & 3 & \\ & & & 4^* \end{matrix}$	$(+1, +1, -1, \boxed{-1})$	$\begin{matrix} \pm & \pm & \pm & \boxed{-} \\ + & + & - & \pm \end{matrix}$
$\begin{matrix} 1 & 2 & & 4 \\ & & 3^* & \end{matrix}$	$(+1, -1, \boxed{+1}, -1)$	$\begin{matrix} \pm & \pm & \boxed{+} & \pm \\ + & - & \pm & - \end{matrix}$

TABLE 2. The table shows another map β' for the example in Figure 1, along with the fourientation $\mathbf{F}(B, \beta'(B))$ for every basis B . See the caption of Table 1. The differences between this table and Table 1 are highlighted by boxes.

Proof. By Corollary 3.8, it suffices to show that $\bar{\beta}$ is injective.

Assume, for the sake of contradiction, that $\beta(B_1) \sim_{\mathbb{R}} \beta(B_2)$ for two different bases B_1 and B_2 . By Proposition 3.14, we have

$$\beta(B_1) - \beta(B_2) = \sum_{k=1}^m \pi(\mathbf{C}_k),$$

where $\mathbf{C}_1, \dots, \mathbf{C}_m$ are signed circuits with the property that their supports are disjoint and the union of their supports is a subtransversal. Thus every \mathbf{C}_k is contained in $\mathbf{F}_1 := \mathbf{F}(B_1, \beta(B_1))$ and in $-\mathbf{F}_2 := -\mathbf{F}(B_2, \beta(B_2))$. If $m \neq 0$, then the fourientation

$$\mathbf{F} := \mathbf{F}_1 \cap (-\mathbf{F}_2)$$

contains a signed circuit, which contradicts the assumption that β is triangulating. Thus $m = 0$, which means that $\beta(B_1) = \beta(B_2)$.

Let $\mathbf{O} := \beta(B_1) = \beta(B_2)$. By a direct computation, for any element $e \in E$ we have:

$$\mathbf{F}(e) = \begin{cases} \{\pm 1\} & \text{if } e \in B_1 \cap B_2, \\ \emptyset & \text{if } e \notin B_1 \cup B_2, \\ -\text{sign}(\mathbf{O}(e)) & \text{if } e \in B_1 \setminus B_2, \\ \text{sign}(\mathbf{O}(e)) & \text{if } e \in B_2 \setminus B_1, \end{cases}$$

and

$$\mathbf{F}(e^*) = \begin{cases} \emptyset & \text{if } e \in B_1 \cap B_2, \\ \{\pm 1\} & \text{if } e \notin B_1 \cup B_2, \\ \text{sign}(\mathbf{O}(e)) & \text{if } e \in B_1 \setminus B_2, \\ -\text{sign}(\mathbf{O}(e)) & \text{if } e \in B_2 \setminus B_1. \end{cases}$$

Thus \mathbf{F} is negative (Definition 2.15). Note that there is at least one element e with $|\mathbf{F}(e)| = |\mathbf{F}(e^*)| = 1$. Hence, by Lemma 2.17, there is a signed circuit contained in \mathbf{F} , which contradicts the fact that β is triangulating. \square

Definition 4.6. When β is triangulating, we call $\bar{\beta}$ a BBY bijection.

4.2. Circuit signatures. In order to apply Theorem 4.5, one needs a criterion to certify that a given map $\beta: \mathcal{B} \rightarrow \mathcal{O}$ is triangulating. As in the case of regular matroids [1], a convenient tool in this regard is the notion of *acyclic signatures*.

Definition 4.7. A *circuit signature* of \mathcal{C} is a set of signed circuits which contains exactly one of \mathbf{C} and $-\mathbf{C}$ for each signed circuit \mathbf{C} in \mathcal{C} . A circuit signature σ is said to be *acyclic* if $\sum \lambda_i \mathbf{C}_i = 0$ with $\lambda_i \geq 0$ and $\mathbf{C}_i \in \sigma$ implies $\lambda_i = 0$ for all i .

Example 4.8. Fix a linear ordering of the elements in $E \cup E^*$. Let σ be a circuit signature defined as follows. For each signed circuit \mathbf{C} , let e be the minimum element in $\text{supp}(\mathbf{C})$. If $\mathbf{C}(e) = 1$, we put \mathbf{C} in σ ; otherwise, we put $-\mathbf{C}$ in σ . Then it is easy to check that σ is acyclic.

Definition 4.9. For a circuit signature σ , we define the map

$$\beta_\sigma: \mathcal{B} \rightarrow \mathcal{O}$$

as follows. For every $B \in \mathcal{B}$ and $e \in E$, let e' be the unique element in $\{e, e^*\} \setminus B$ and let $\mathbf{C} \in \sigma$ be the unique signed circuit with $\text{supp}(\mathbf{C}) = \text{FC}(B, e')$. We define

$$\beta_\sigma(B)(e) := \begin{cases} \frac{1}{2} & \text{if } \mathbf{C}(e') = 1, \\ -\frac{1}{2} & \text{if } \mathbf{C}(e') = -1. \end{cases}$$

Example 4.10. We continue with the example described in Figure 1. Let $\{\mathbf{e}_i : i \in E \cup E^*\}$ be the standard basis of $\mathbb{Q}^{E \cup E^*}$, where $E = \{1, 2, 3, 4\}$. We will write signed circuits in terms of these basis vectors.

(i) Let

$$\sigma = \{\mathbf{e}_1^* - \mathbf{e}_2^*, -\mathbf{e}_3 + \mathbf{e}_4, \mathbf{e}_1^* - \mathbf{e}_3, \mathbf{e}_1^* - \mathbf{e}_4, \mathbf{e}_2^* - \mathbf{e}_3, -\mathbf{e}_2^* + \mathbf{e}_4, -\mathbf{e}_1 - \mathbf{e}_2 - \mathbf{e}_3^* - \mathbf{e}_4^*\}$$

be a circuit signature. One check that it is acyclic. The map β_σ is calculated in Table 3. It equals the map β in Example 4.4, hence the induced map $\bar{\beta}_\sigma$ is a bijection.

(ii) Let

$$\sigma' = (\sigma \cup \{\mathbf{e}_3 - \mathbf{e}_4\}) \setminus \{-\mathbf{e}_3 + \mathbf{e}_4\}$$

be another circuit signature. It is not acyclic because

$$(\mathbf{e}_3 - \mathbf{e}_4) + (\mathbf{e}_2^* - \mathbf{e}_3) + (-\mathbf{e}_2^* + \mathbf{e}_4) = 0.$$

The map $\beta_{\sigma'}$ is calculated in Table 4. It equals the map β' in Example 4.4. The induced map $\bar{\beta}_{\sigma'}$ is not a bijection.

The following lemma is an immediate consequence of Definitions 4.1 and 4.9.

Lemma 4.11. *Let B be a basis and let σ be a circuit signature. If a signed circuit \mathbf{C} is contained in $\mathbf{F}(B, \beta_\sigma(B))$ and $\text{supp}(\mathbf{C})$ is a fundamental circuit with respect to B , then $\mathbf{C} \in \sigma$.*

We will use the following property of acyclic circuit signatures to prove that β_σ is triangulating whenever σ is acyclic.

Basis B	\mathbf{C}_1	\mathbf{C}_2	\mathbf{C}_3	\mathbf{C}_4	$2\beta_\sigma(B)$
$12^*3^*4^*$	$\mathbf{e}_1^* - \mathbf{e}_2^*$	$-\mathbf{e}_1 - \mathbf{e}_2$ $-\mathbf{e}_3^* - \mathbf{e}_4^*$	$\mathbf{e}_2^* - \mathbf{e}_3$	$-\mathbf{e}_2^* + \mathbf{e}_4$	$(+1, -1, -1, +1)$
$1^*23^*4^*$	$-\mathbf{e}_1 - \mathbf{e}_2$ $-\mathbf{e}_3^* - \mathbf{e}_4^*$	$\mathbf{e}_1^* - \mathbf{e}_2^*$	$\mathbf{e}_1^* - \mathbf{e}_3$	$\mathbf{e}_1^* - \mathbf{e}_4$	$(-1, -1, -1, -1)$
1234^*	$\mathbf{e}_1^* - \mathbf{e}_3$	$\mathbf{e}_2^* - \mathbf{e}_3$	$-\mathbf{e}_1 - \mathbf{e}_2$ $-\mathbf{e}_3^* - \mathbf{e}_4^*$	$-\mathbf{e}_3 + \mathbf{e}_4$	$(+1, +1, -1, +1)$
123^*4	$\mathbf{e}_1^* - \mathbf{e}_4$	$-\mathbf{e}_2^* + \mathbf{e}_4$	$-\mathbf{e}_3 + \mathbf{e}_4$	$-\mathbf{e}_1 - \mathbf{e}_2$ $-\mathbf{e}_3^* - \mathbf{e}_4^*$	$(+1, -1, -1, -1)$

TABLE 3. The map β_σ is calculated in the table, where σ is defined in Example 4.10. The signed circuit \mathbf{C}_e is the unique signed circuit in σ with $\text{supp}(\mathbf{C}_e) = \text{FC}(B, e')$, where e' is defined in Definition 4.9. The orientations are determined by the red vectors.

Basis B	\mathbf{C}_1	\mathbf{C}_2	\mathbf{C}_3	\mathbf{C}_4	$2\beta_{\sigma'}(B)$
$12^*3^*4^*$	$\mathbf{e}_1^* - \mathbf{e}_2^*$	$-\mathbf{e}_1 - \mathbf{e}_2$ $-\mathbf{e}_3^* - \mathbf{e}_4^*$	$\mathbf{e}_2^* - \mathbf{e}_3$	$-\mathbf{e}_2^* + \mathbf{e}_4$	$(+1, -1, -1, +1)$
$1^*23^*4^*$	$-\mathbf{e}_1 - \mathbf{e}_2$ $-\mathbf{e}_3^* - \mathbf{e}_4^*$	$\mathbf{e}_1^* - \mathbf{e}_2^*$	$\mathbf{e}_1^* - \mathbf{e}_3$	$\mathbf{e}_1^* - \mathbf{e}_4$	$(-1, -1, -1, -1)$
1234^*	$\mathbf{e}_1^* - \mathbf{e}_3$	$\mathbf{e}_2^* - \mathbf{e}_3$	$-\mathbf{e}_1 - \mathbf{e}_2$ $-\mathbf{e}_3^* - \mathbf{e}_4^*$	$\mathbf{e}_3 - \mathbf{e}_4$	$(+1, +1, -1, \boxed{-1})$
123^*4	$\mathbf{e}_1^* - \mathbf{e}_4$	$-\mathbf{e}_2^* + \mathbf{e}_4$	$\mathbf{e}_3 - \mathbf{e}_4$	$-\mathbf{e}_1 - \mathbf{e}_2$ $-\mathbf{e}_3^* - \mathbf{e}_4^*$	$(+1, -1, \boxed{+1}, -1)$

TABLE 4. The map $\beta_{\sigma'}$ is calculated in the table, where σ' is defined in Example 4.10. The signed circuit \mathbf{C}_e is the unique signed circuit in σ' with $\text{supp}(\mathbf{C}_e) = \text{FC}(B, e')$, where e' is defined in Definition 4.9. The orientations are determined by the red vectors. The differences between this table and Table 3 are highlighted by boxes.

Lemma 4.12. *Let σ be an acyclic circuit signature. If a signed circuit \mathbf{C} is contained in $\mathbf{F}(B, \beta_\sigma(B))$, then $\mathbf{C} \in \sigma$.*

Proof. By Lemma 2.5, we have

$$-\mathbf{C} + \sum_{e \in \text{supp}(\mathbf{C}) \setminus B} \mathbf{C}_e = 0,$$

where \mathbf{C}_e is the signed circuit such that $\text{supp}(\mathbf{C}_e) = \text{FC}(B, e)$ and $\mathbf{C}_e(e) = \mathbf{C}(e)$. Moreover, each summand \mathbf{C}_e is contained in $\mathbf{F}(B, \beta_\sigma(B))$, since the elements in $\text{supp}(\mathbf{C}_e) \setminus \{e\}$ are in B and hence are bioriented in $\mathbf{F}(B, \beta_\sigma(B))$. By Lemma 4.11, every summand \mathbf{C}_e is in σ . Because σ is acyclic, we have $-\mathbf{C} \notin \sigma$ and hence $\mathbf{C} \in \sigma$. \square

Lemma 4.13. *If σ is acyclic, then β_σ is triangulating.*

Proof. Suppose, for the sake of contradiction, that there are two distinct bases B_1 and B_2 such that $\mathbf{F}(B_1, \beta_\sigma(B_1))$ and $-\mathbf{F}(B_2, \beta_\sigma(B_2))$ contain a common signed circuit, say \mathbf{C} . By Lemma 4.12, we have both $\mathbf{C} \in \sigma$ and $-\mathbf{C} \in \sigma$, a contradiction. \square

From Theorem 4.5 and Lemma 4.13, we obtain:

Corollary 4.14. *If σ is acyclic, then the map $\bar{\beta}_\sigma$ is a BBY bijection.*

Remark 4.15. For any regular orthogonal representation \mathcal{C} , Example 4.8 shows that the set of acyclic signatures for \mathcal{C} , and hence the set of BBY bijections for \mathcal{C} , is non-empty.

Remark 4.16. For regular matroids, acyclic circuit signatures have an equivalent definition [1, Lemma 3.1.1]. There is a similar result for regular orthogonal representations \mathcal{C} : a circuit signature σ of \mathcal{C} is acyclic if and only if there exists a vector $\mathbf{w} \in \mathbb{R}^{E \cup E^*}$ such that $\langle \mathbf{C}, \mathbf{w} \rangle > 0$ for all $\mathbf{C} \in \sigma$, where $\langle \cdot, \cdot \rangle$ denotes the standard inner product. We omit the proof, which is similar to the regular matroid case, since this result will not be used in the rest of this paper.

4.3. The BBY torsors. In Section 3, we have shown that the natural group action of $\text{Jac}(\mathcal{C})$ on $\mathcal{R}(\mathcal{C})$ is simply transitive. And in Section 4.1, we have shown that the map $\bar{\beta}$ from \mathcal{B} to $\mathcal{R}(\mathcal{C})$ is a bijection whenever β is triangulating.

By composing the action and the bijection, we obtain, for every triangulating map $\beta : \mathcal{B} \rightarrow \mathcal{O}$, a simply transitive action Γ_β of $\text{Jac}(\mathcal{C})$ on \mathcal{B} defined by

$$\begin{aligned} \Gamma_\beta : \text{Jac}(\mathcal{C}) \times \mathcal{B} &\rightarrow \mathcal{B} \\ ([\mathbf{v}]_J, B) &\mapsto \bar{\beta}^{-1}([\mathbf{v}]_J \cdot \bar{\beta}(B)). \end{aligned}$$

This makes the set \mathcal{B} of bases of M into a torsor for the group $\text{Jac}(\mathcal{C})$.

Definition 4.17. The torsor described above is called a *BBY torsor*.

Using Definition 3.6 and Definition 4.17, we have the following equivalent ways to describe a BBY torsor.

Lemma 4.18. *Suppose β is a triangulating map. For $B_1, B_2 \in \mathcal{B}$ and $[\mathbf{v}]_J \in \text{Jac}(\mathcal{C})$, we have*

$$\begin{aligned} \Gamma_\beta([\mathbf{v}]_J, B_1) &= B_2 \\ \Leftrightarrow [\mathbf{v}]_J \cdot \bar{\beta}(B_1) &= \bar{\beta}(B_2) \\ \Leftrightarrow [\mathbf{v} + \beta(B_1)]_J &= [\beta(B_2)]_J. \end{aligned}$$

Our next goal is to show that the BBY bijections and BBY torsors are (in a suitable sense) invariant under reorientation.

Definition 4.19. Let $\beta : \mathcal{B} \rightarrow \mathcal{O}$ be a map and let σ be a circuit signature for \mathcal{C} . Let $X \subseteq E$. We define

$$\begin{aligned} \beta^X : \mathcal{B} &\rightarrow \mathcal{O} \\ B &\mapsto \beta(B)^X \end{aligned}$$

and

$$\sigma^X := \{\mathbf{C}^X : \mathbf{C} \in \sigma\}.$$

It is straightforward to prove the following results.

Lemma 4.20. *Let $\beta : \mathcal{B} \rightarrow \mathcal{O}$ be a map and let σ be a circuit signature. Then:*

- (i) β is triangulating if and only if β^X is triangulating.
- (ii) σ is acyclic if and only if σ^X is acyclic.
- (iii) $\bar{\beta}(B) = [\mathbf{O}]_R \Leftrightarrow \bar{\beta}^X(B) = [\mathbf{O}]_R^X$.
- (iv) $\beta_{\sigma^X} = \beta_\sigma^X$ (i.e., $\beta_\sigma(B) = \mathbf{O} \Leftrightarrow \beta_{\sigma^X}(B) = \mathbf{O}^X$).
- (v) $\bar{\beta}_\sigma(B) = [\mathbf{O}]_R \Leftrightarrow \bar{\beta}_{\sigma^X}(B) = [\mathbf{O}]_R^X$.

The BBY torsor does not depend on reorientation in the following sense.

Theorem 4.21. *Let $B_1, B_2 \in \mathcal{B}$ and let $[\mathbf{v}]_J \in \text{Jac}(\mathcal{C})$.*

- (i) *If β is a triangulating map, then*

$$\Gamma_\beta([\mathbf{v}]_J, B_1) = B_2 \Leftrightarrow \Gamma_{\beta^X}([\mathbf{v}]_J^X, B_1) = B_2.$$

(ii) If σ is an acyclic circuit signature, then

$$\Gamma_{\beta_\sigma}([\mathbf{v}]_J, B_1) = B_2 \Leftrightarrow \Gamma_{\beta_{\sigma^X}}([\mathbf{v}]_J^X, B_1) = B_2.$$

Proof. By Lemma 4.18 and Lemma 4.20, we have

$$\begin{aligned} \Gamma_\beta([\mathbf{v}]_J, B_1) &= B_2 \\ \Leftrightarrow [\mathbf{v}]_J \cdot \bar{\beta}(B_1) &= \bar{\beta}(B_2) \\ \Leftrightarrow [\mathbf{v}]_J^X \cdot \overline{\beta^X}(B_1) &= \overline{\beta^X}(B_2) \\ \Leftrightarrow \Gamma_{\beta^X}([\mathbf{v}]_J^X, B_1) &= B_2. \end{aligned}$$

This proves (i), and (ii) is a direct consequence of (i). \square

5. THE CANONICAL TORSOR FOR A RIBBON GRAPH

In the previous section, we have defined BBY torsors for regular orthogonal representations of regular orthogonal matroids. In this section, we apply the theory to ribbon graphs \mathbf{G} . We obtain a canonical BBY torsor associated to \mathbf{G} by defining a natural class $\{\sigma_p\}$ of acyclic signatures and showing that they all give rise to the same torsor. We then define Bernardi-style bijections and Bernardi torsors for \mathbf{G} , and we show that they coincide with the BBY bijections and BBY torsors for the acyclic signatures σ_p . In particular, the Bernardi torsor is also canonical.

5.1. The Jacobian group and ribbon cycle reversal system of a ribbon graph. Let \mathbf{G} be a ribbon graph. From \mathbf{G} , we obtain the orthogonal matroid $M(\mathbf{G})$ whose bases are in bijection with the spanning quasi-trees of \mathbf{G} (cf. Lemma 2.20). Now choose a reference orientation \vec{G} of the set E of edges of \mathbf{G} , and assign the dual reference orientation to E^* by the “right-hand rule”. From these data, we obtain the regular orthogonal representation $\mathcal{C}(\mathbf{G}, \vec{G})$ of $M(\mathbf{G})$ (cf. Definition 2.23).

Definition 5.1. Let \mathbf{G} be a ribbon graph with a reference orientation \vec{G} .

(i) The *Jacobian group*¹⁰ of \mathbf{G} is defined to be

$$\text{Jac}(\mathbf{G}) := \text{Jac}(\mathcal{C}(\mathbf{G}, \vec{G})).$$

(ii) The *ribbon cycle reversal system* of \mathbf{G} is defined to be

$$\mathcal{R}(\mathbf{G}) := \mathcal{R}(\mathcal{C}(\mathbf{G}, \vec{G})).$$

(iii) There is a simply transitive group action of $\text{Jac}(\mathbf{G})$ on $\mathcal{R}(\mathbf{G})$, defined as in Definition 3.6.

The objects defined in Definition 5.1 are independent of the choice of reference orientation, in the following sense. To each edge e (resp. coedge e^*) of \mathbf{G} we associate two opposite directed edges (resp. coedges). The standard basis vectors \mathbf{e} of $\mathbb{Z}^E = \bigoplus_{e \in E} \mathbb{Z}\mathbf{e}$ are interpreted as directed edges in \vec{G} , and the opposite vectors $-\mathbf{e}$ are interpreted as the opposite directed edges. The standard basis vectors \mathbf{e}^* of $\mathbb{Z}^{E^*} = \bigoplus_{e^* \in E^*} \mathbb{Z}\mathbf{e}^*$ are interpreted similarly. A signed ribbon cycle $\mathbf{C} \in \mathcal{C}(\mathbf{G}, \vec{G})$ is interpreted as the set of directed edges and coedges whose sum is \mathbf{C} . Then a different choice of \vec{G} yields a reorientation $\mathcal{C}(\mathbf{G}, \vec{G})^X$ of $\mathcal{C}(\mathbf{G}, \vec{G})$, where X is the set of edges where the two reference orientations differ (cf. Remark 2.29). Note that the signed ribbon cycles $\mathbf{C} \in \mathcal{C}(\mathbf{G}, \vec{G})$ and $\mathbf{C}^X \in \mathcal{C}(\mathbf{G}, \vec{G})^X$ are interpreted as the same set of directed edges and coedges. By Lemma 3.16, we may identify $[\mathbf{e}]_J \in \text{Jac}(\mathcal{C}(\mathbf{G}, \vec{G}))$ with $[\mathbf{e}^X]_J \in \text{Jac}(\mathcal{C}(\mathbf{G}, \vec{G})^X)$, and the two vectors \mathbf{e} and \mathbf{e}^X are interpreted as the same directed edge of \mathbf{G} . In this sense, we may identify the Jacobian groups obtained from different reference orientations (and, in particular, these groups are isomorphic to one another).

¹⁰Our notion of the Jacobian group is isomorphic to the *critical group* of \mathbf{G} as defined by Merino, Moffatt, and Noble [20]; see Appendix A for a proof.

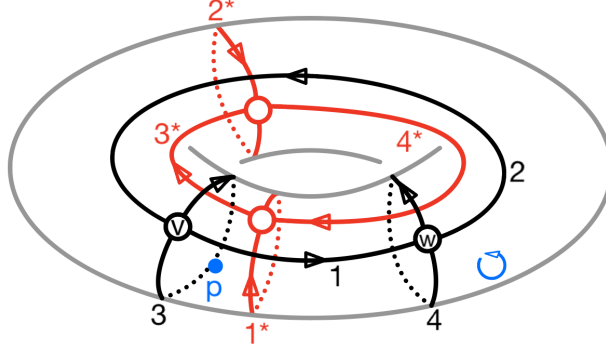


FIGURE 4. The point p is near the intersection of the edge 1 and the coedge 1^* , under the edge 1 and to the left of the coedge 1^* . The arrows indicate the reference orientation.

Similarly, we may identify the ribbon cycle reversal systems $\mathcal{R}(\mathcal{C}(\mathbf{G}, \vec{G}))$ obtained from different reference orientations \vec{G} using Lemma 3.17. In particular, the circuit reversals $\mathbf{O} + \pi(\mathbf{C})$ and $\mathbf{O}^X + \pi(\mathbf{C}^X)$ have the same geometric interpretation: reverse the directions of the edges $e \in \text{supp}(\pi(\mathbf{C}))$ in \mathbf{O} . By Lemma 3.18, the group action of $\text{Jac}(\mathcal{C}(\mathbf{G}, \vec{G}))$ on $\mathcal{R}(\mathcal{C}(\mathbf{G}, \vec{G}))$ is independent of the choice of \vec{G} .

The discussion above leads to a “geometric” description of the group action, without referring to the reference orientation (cf. [1, Section 4.3]). More precisely, the action of $\text{Jac}(\mathbf{G})$ on $\mathcal{R}(\mathbf{G})$ can be defined by linearly extending the following action of each generator $[e]_J$ of $\text{Jac}(\mathbf{G})$ on an orientation class $[\mathbf{O}]_R$ of $\mathcal{R}(\mathbf{G})$:

- (i) if the directed edge e is not in \mathbf{O} , then reverse the orientation of e in \mathbf{O} to obtain $[e]_J \cdot [\mathbf{O}]_R$;
- (ii) otherwise (using Lemma 3.9), find a signed ribbon cycle compatible with \mathbf{O} , reverse the cycle in \mathbf{O} , and then apply (i).

It is straightforward to check that this definition is equivalent to Definition 3.6 for ribbon graphs.

5.2. The canonical BBY torsor for a ribbon graph. Recall that the ribbon graph \mathbf{G} is embedded into a connected closed orientable surface Σ .

Definition 5.2. Fix a point $p \in \Sigma \setminus (E \cup E^*)$. Let σ_p be the circuit signature where every signed circuit \mathbf{C} is oriented according to the component of $\Sigma \setminus \text{supp}(\mathbf{C})$ containing p (cf. Definition 2.23).

Example 5.3. Let p be the point shown in Figure 4. Then the circuit signature σ_p is equal to the acyclic signature σ from Example 4.10.

Proposition 5.4. *The circuit signature σ_p is acyclic.*

Proof. Give Σ a smooth structure. Let ω be a volume form on Σ , which exists because Σ is orientable. Then ω will also be a volume form on $\Sigma \setminus \{p\}$. It is a well-known fact that the top de Rham cohomology of a noncompact connected orientable smooth manifold vanishes; see [19, Theorem 17.32]. Hence $H_{\text{dR}}^2(\Sigma \setminus \{p\}) = 0$, which implies that we can write the closed 2-form ω on $\Sigma \setminus \{p\}$ as an exact form $\omega = d\alpha$. For any circuit C of $M(\mathbf{G})$, let A_C be the connect component of $\Sigma \setminus C$ not containing p . By Stokes’ theorem, we have

$$\int_{A_C} \omega = \int_{-C} \alpha = - \int_C \alpha.$$

Now suppose

$$\sum \lambda_i \mathbf{C}_i = 0,$$

where $\lambda_i \geq 0$ and $\mathbf{C}_i \in \sigma$ for all i . Then we have

$$\sum \lambda_i \int_{AC_i} \omega = - \sum \lambda_i \int_{C_i} \alpha = - \int_{\sum \lambda_i \mathbf{C}_i} \alpha = 0.$$

Because $\int_{AC_i} \omega$ is always positive, all the coefficients λ_i vanish. Therefore the circuit signature σ_p is acyclic. \square

For simplicity, we denote

$$\beta_p := \beta_{\sigma_p}.$$

By Proposition 5.4 and Corollary 4.14, the map $\bar{\beta}_p$ is a BBY bijection between the set $\mathcal{Q}(\mathbf{G})$ of spanning quasi-trees of \mathbf{G} and the set $\mathcal{R}(\mathbf{G})$ of ribbon cycle reversal system of \mathbf{G} . Hence we obtain a simply transitive group action Γ_p of the Jacobian group $\text{Jac}(\mathbf{G})$ on $\mathcal{Q}(\mathbf{G})$, given by the formula (cf. Section 4.3)

$$\begin{aligned} \Gamma_p : \text{Jac}(\mathbf{G}) \times \mathcal{Q}(\mathbf{G}) &\rightarrow \mathcal{Q}(\mathbf{G}) \\ ([\mathbf{v}]_J, B) &\mapsto \bar{\beta}_p^{-1}([\mathbf{v}]_J \cdot \bar{\beta}_p(B)), \end{aligned}$$

where we identify a spanning quasi-tree $Q \in \mathcal{Q}$ with the basis $B = Q \cup (E \setminus Q)^*$.

Corollary 5.5. *The action Γ_p is independent of the choice of a reference orientation.*

Proof. This is a direct consequence of Theorem 4.21 and Remark 2.29. \square

Although the bijection β_p depends on the choice of p in general, we will show that the group action Γ_p does not.

Theorem 5.6. *The action Γ_p is independent of p .*

By Corollary 5.5 and Theorem 5.6, the action $\Gamma := \Gamma_p$ depends only on the ribbon graph \mathbf{G} and our convention for how to form a dual orientation. In this sense, we say that the action Γ is *canonical*.

To prove the theorem, we start with a lemma.

Lemma 5.7. *Let B be a basis and let e_1, e_2 be distinct elements of $E \cup E^* \setminus B$. For $i \in \{1, 2\}$, let \mathbf{C}_i be a signed circuit such that $\text{supp}(\mathbf{C}_i) = \text{FC}(B, e_i)$. Then we have*

$$\mathbf{C}_1(e_1)\mathbf{C}_2(e_1^*) + \mathbf{C}_1(e_2^*)\mathbf{C}_2(e_2) = 0.$$

In particular, $e_1^ \notin \text{supp}(\mathbf{C}_2)$ implies $\mathbf{C}_1(e_2) + \mathbf{C}_1(e_2^*) = 0$.*

Proof. Denote $C_i = \text{supp}(\mathbf{C}_i)$. Consider

$$\langle \mathbf{C}_1, \mathbf{C}_2 \rangle = \sum_{e \in E \cup E^*} \mathbf{C}_1(e)\mathbf{C}_2(e^*) = 0.$$

By the definition of fundamental circuits, we have $e_i \in C_i$, $e_i^* \notin C_i$, and $C_i \setminus \{e_i\} \subseteq B$. Thus

- when $e \notin \{e_1, e_1^*, e_2, e_2^*\}$, at least one of C_1 and C_2^* does not contain e , and hence $\mathbf{C}_1(e)\mathbf{C}_2(e^*) = 0$;
- $\mathbf{C}_1(e_1^*) = \mathbf{C}_1(e_2) = 0$;
- $\mathbf{C}_2(e_2) \neq 0$.

Therefore the only possibly non-zero terms in the sum are $\mathbf{C}_1(e_1)\mathbf{C}_2(e_1^*)$ and $\mathbf{C}_1(e_2^*)\mathbf{C}_2(e_2)$. Then we get the first desired equality.

When $e_1^* \notin C_2$, we have $\mathbf{C}_1(e_1)\mathbf{C}_2(e_1^*) = 0$ and hence $\mathbf{C}_1(e_2^*)\mathbf{C}_2(e_2) = 0$. Since $\mathbf{C}_2(e_2) \neq 0$, we get $\mathbf{C}_1(e_2^*) = 0$. Then we get $\mathbf{C}_1(e_2) + \mathbf{C}_1(e_2^*) = 0$. \square

For a given edge $e \in E$, let

$$\delta_e : E \rightarrow \mathbb{Z}$$

be the function that sends e to 1 and the other edges to 0.

Lemma 5.8. *Let p and q be points in different regions of $\Sigma \setminus (E \cup E^*)$ such that p is in the third quadrant and q is in the second quadrant of the $e - e^*$ plane, where $e \in E$; see Figure 5. Then*

$$\beta_p(B) - \beta_q(B) = \begin{cases} -\delta_e & \text{if } e \notin B, \\ \pi(\mathbf{C}) - \delta_e & \text{if } e \in B, \end{cases}$$

where \mathbf{C} is the signed circuit such that $\text{supp}(\mathbf{C}) = \text{FC}(B, e^*)$ and $\mathbf{C}(e^*) = 1$.

Proof. We compare $\beta_p(B)(x)$ with $\beta_q(B)(x)$ for every $x \in E$. Let x' be the unique element in $\{x, x^*\} \setminus B$. Recall that the value of $\beta_p(B)(x)$ is determined by the component of $\Sigma \setminus \text{FC}(B, x')$ containing p .

We first consider the case $e \notin B$. When $x = e$, we have $x' = e$. Hence we have $\beta_p(B)(e) = -\frac{1}{2}$ and $\beta_q(B)(e) = \frac{1}{2}$. When $x \neq e$, the points p and q are in the same component of $\Sigma \setminus \text{FC}(B, x')$ because one can move from p to q crossing the edge $e \notin \text{FC}(B, x')$. Thus $\beta_p(B)(x) = \beta_q(B)(x)$. Therefore, we have $\beta_p(B) - \beta_q(B) = -\delta_e$ in this case.

Next we consider the case where $e \in B$.

- When $x = e$, we have $x' = e^*$. Because the points p and q are in the same component of $\Sigma \setminus \text{FC}(B, e^*)$, we get $\beta_p(B)(e) = \beta_q(B)(e)$. Since $\pi(\mathbf{C})(e) = \mathbf{C}(e) + \mathbf{C}(e^*) = 1$, the formula $\beta_p(B) - \beta_q(B) = \pi(\mathbf{C}) - \delta_e$ holds at $x = e$.
- When $x \neq e$, there are two cases:
 - If $e \notin \text{FC}(B, x')$, then p and q are in the same component of $\Sigma \setminus \text{FC}(B, x')$ and thus $\beta_p(B)(x) = \beta_q(B)(x)$. By applying Lemma 5.7 to $\mathbf{C}_1 = \mathbf{C}$, $\mathbf{C}_2 =$ a signed circuit with support $\text{FC}(B, x')$, $e_1 = e^*$, and $e_2 = x'$, we get $\pi(\mathbf{C})(x) = 0$. Thus the formula $\beta_p(B) - \beta_q(B) = \pi(\mathbf{C}) - \delta_e$ holds in this case.
 - If $e \in \text{FC}(B, x')$, then p and q are in different components of $\Sigma \setminus \text{FC}(B, x')$, which implies $\beta_p(B)(x) \neq \beta_q(B)(x)$. Let \mathbf{D} be the signed circuit such that $\text{supp}(\mathbf{D}) = \text{FC}(B, x')$ and $\mathbf{D}(e) = -1$. Then $\mathbf{D} \in \sigma_p$, and we have

$$\beta_p(B)(x) = \frac{\mathbf{D}(x')}{2} \text{ and } \beta_q(B)(x) = -\frac{\mathbf{D}(x')}{2}.$$

Hence we get

$$\beta_p(B)(x) - \beta_q(B)(x) = \mathbf{D}(x').$$

By applying Lemma 5.7 to $\mathbf{C}_1 = \mathbf{C}$ and $\mathbf{C}_2 = \mathbf{D}$, we have

$$\mathbf{C}(e^*)\mathbf{D}(e) + \mathbf{C}((x')^*)\mathbf{D}(x') = 0.$$

Thus we have $\mathbf{C}((x')^*)\mathbf{D}(x') = 1$, which implies $\mathbf{C}((x')^*) = \mathbf{D}(x')$. It follows that

$$\pi(\mathbf{C})(x) = \mathbf{D}(x').$$

Then we get

$$\beta_p(B)(x) - \beta_q(B)(x) = \pi(\mathbf{C})(x) = \pi(\mathbf{C})(x) - \delta_e(x).$$

Therefore, $\beta_p(B) - \beta_q(B) = \pi(\mathbf{C}) - \delta_e$ also hold at $x \neq e$. □

Using the same method, we may prove the following result.

Lemma 5.9. *Let p, q, r , and s be four points in different regions of $\Sigma \setminus (E \cup E^*)$ such that p is in the third quadrant, q is in the second quadrant, r is in the first quadrant, and s is in the fourth quadrant of the $e - e^*$ plane; see Figure 5. Let \mathbf{C} be the signed circuit such that $\text{supp}(\mathbf{C}) = \text{FC}(B, e^*)$ and $\mathbf{C}(e^*) = 1$. Let \mathbf{D} be the signed circuit such that $\text{supp}(\mathbf{D}) = \text{FC}(B, e)$ and $\mathbf{D}(e) = 1$. Then*

$$\beta_s(B) - \beta_r(B) = \beta_p(B) - \beta_q(B) = \begin{cases} -\delta_e & \text{if } e \notin B, \\ \pi(\mathbf{C}) - \delta_e & \text{if } e \in B, \end{cases}$$

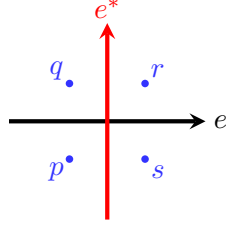


FIGURE 5. The points p , q , r , and s defined in Lemma 5.8 and Lemma 5.9.

$$\beta_s(B) - \beta_p(B) = \beta_r(B) - \beta_q(B) = \begin{cases} -\delta_e & \text{if } e \in B, \\ \pi(\mathbf{D}) - \delta_e & \text{if } e \notin B. \end{cases}$$

Corollary 5.10. *Let p , q , r , and s be the four points in Lemma 5.9. Then the four actions Γ_p , Γ_q , Γ_r , and Γ_s are equal.*

Proof. By Lemma 4.18, we have

$$\Gamma_p([\mathbf{v}]_J, B_1) = B_2 \Leftrightarrow [\mathbf{v} + \beta_p(B_1)]_J = [\beta_p(B_2)]_J,$$

and

$$\Gamma_q([\mathbf{v}]_J, B_1) = B_2 \Leftrightarrow [\mathbf{v} + \beta_q(B_1)]_J = [\beta_q(B_2)]_J.$$

By Lemma 5.9, we have

$$[\mathbf{v} + \beta_p(B_1)]_J - [\mathbf{v} + \beta_q(B_1)]_J = [-\delta_e]_J = [\beta_p(B_2)]_J - [\beta_q(B_2)]_J,$$

and hence

$$\Gamma_p([\mathbf{v}]_J, B_1) = B_2 \Leftrightarrow \Gamma_q([\mathbf{v}]_J, B_1) = B_2.$$

This means $\Gamma_p = \Gamma_q$. Similarly, we have $\Gamma_s = \Gamma_r$ and $\Gamma_s = \Gamma_p$. \square

Proof of Theorem 5.6. For any two points p_1 and p_2 in $\Sigma \setminus (E \cup E^*)$, one can connect them using a path γ avoiding $V \cup V^*$. Each time the path crosses an edge or a coedge, the action remains the same by Corollary 5.10. \square

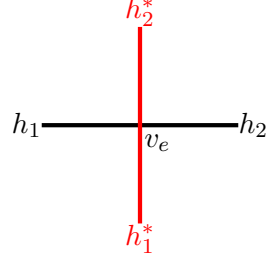
5.3. The Bernardi bijections for ribbon graphs. We extend the Bernardi bijections on graphs [4, 5] to ribbon graphs, and we show that they can be identified with a special subclass of the BBY bijections introduced in Section 5.2.

Let $\mathbf{G} = (G, \Sigma)$ be a ribbon graph. In this subsection, we do not assume a fixed reference orientation of G *a priori*. This approach ensures that our result is as general as possible while maintaining compatibility with the original result by Bernardi [5].

We denote by v_e the unique point in the intersection of an edge e and the corresponding coedge e^* , so that v_e divides e (resp. e^*) into two half-edges (resp. half-coedges). Given a half-edge h associated to an edge e , let h^* be the half-coedge that immediately follows h in the counter-clockwise ordering among the four half-(co)edges incident with v_e ; see Figure 6. We also define $(h^*)^*$ to be h .

Let N_ϵ be a small ϵ -neighborhood of a spanning quasi-tree $Q \subseteq E$. For $e \in E \cup E^*$, the boundary ∂N_ϵ intersects e if and only if $e \in Q^* \cup (E \setminus Q)$. Whenever ∂N_ϵ intersects e , it traverses each of the corresponding half-(co)edges exactly once. Consequently, we obtain a cyclic ordering, denoted Q° , on the $2|E|$ half-(co)edges that intersect ∂N_ϵ by enumerating them according to the induced orientation on ∂N_ϵ . See Example 5.14.

We consider a pair (h_1, h_2) of half-edges associated with an edge e as a directed edge \vec{e} with tail h_1 and head h_2 .

FIGURE 6. Four half-edges and half-coedges associated with an edge e

Definition 5.11. Let h be a half-edge and let $Q \subseteq E$ be a spanning quasi-tree. Then we obtain a linear ordering $h_0 < h_1 < \dots < h_{2|E|-1}$ from the cyclic ordering Q° by fixing the least element h_0 to be either h or h^* (whichever one appears in Q°). Let $\gamma_h(Q)$ be the orientation of G such that the direction of each edge e is

$$\vec{e} = \begin{cases} (h_i^*, h_j^*) & \text{if } e \in Q, \\ (h_j, h_i) & \text{if } e \notin Q, \end{cases}$$

where $h_i < h_j$ are the half-(co)edges associated with e .

Remark 5.12. If T is a spanning tree of G , then $\gamma_h(T)$ is equal to the orientation \mathcal{O}_T in [5].

Remark 5.13. The cyclic ordering Q° and orientation $\gamma_h(Q)$ of G have the following intuitive interpretation. Starting at the unique point where ∂N_ϵ and h^* intersect, traverse ∂N_ϵ according to the orientation of the ambient surface (as seen from “inside” N_ϵ), and list, in sequential order (starting with h^*), the half-edges you cross until you get back to where you started. This gives the linear ordering associated to Q° . The orientation $\gamma_h(Q)$ is obtained as follows: for each edge e of G in Q (resp. not in Q), let h_e^* (resp. h_e) be the half coedge (resp. half edge) associated to e^* (resp. e) which you encounter *first* during the tour of ∂N_ϵ . If $e \in Q$, orient e in the direction of h_e^* rotated by 90 degrees (according to the orientation of the surface). If $e \notin Q$, orient e in the *opposite* direction to h_e .

Phrased more intuitively, starting at the unique point where ∂N_ϵ and h^* intersect, travel along ∂N_ϵ according to the orientation of Σ . For any edge e , you will either traverse e twice, if $e \notin Q$, or traverse e^* twice, if $e \in Q$. The first time you traverse e , orient e inward toward N_ϵ , and the first time you traverse e^* , orient e in the direction you’re traveling.

Example 5.14. We demonstrate the above process applied to Figure 1. Let h be a half-edge 1_- of 1 incident with v , and let $Q = \{1\}$ be a spanning quasi-tree. Then the orientation $\gamma_h(Q)$ is as depicted in Figure 7. When we denote each directed edge \vec{i} in $\gamma_h(Q)$ by (i_-, i_+) , the linear ordering associated with Q and h is

$$h^* = 1_-^* < 4_+ < 2_+ < 4_- < 1_+^* < 3_+ < 2_- < 3_-.$$

Now fix a reference orientation \vec{G} , and for a half-edge h , let $\beta'_h(-, \vec{G}) : \mathcal{B}(\mathbf{G}) \rightarrow \mathcal{O} = \{\pm \frac{1}{2}\}^E$ be the map defined by

$$\beta'_h(B, \vec{G})(e) = \begin{cases} +\frac{1}{2} & \text{if the directions of } e \text{ are the same in } \vec{G} \text{ and } \gamma_h(E \cap B), \\ -\frac{1}{2} & \text{otherwise.} \end{cases}$$

Let p be the point of $\Sigma \setminus (G \cup G^*)$ which is located at distance $\epsilon/2$ from the midpoint of h in the direction of h^* ; see Figure 7. We denote by $\beta_p(-, \vec{G})$ the corresponding BBY bijection.

Theorem 5.15. *The two maps $\beta'_h(-, \vec{G})$ and $\beta_p(-, \vec{G})$ are identical.*

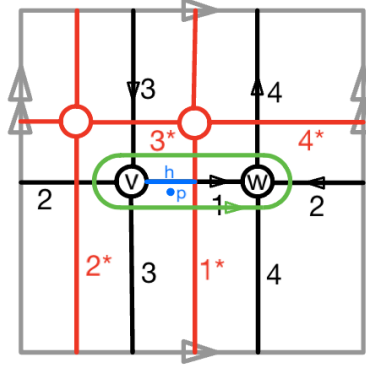


FIGURE 7. The orientation $\gamma_h(Q)$ of G in Examples 5.14 and 5.16. The green curve represents the boundary of a small ϵ -neighborhood of $Q = \{1\}$.

Example 5.16. We continue Example 5.14. Let \vec{G} be the reference orientation given in Figure 2. The edges that have different directions in $\gamma_h(Q)$ and \vec{G} are 2 and 3. Therefore, $\beta'_h(12^*3^*4^*, \vec{G}) = (\frac{1}{2}, -\frac{1}{2}, -\frac{1}{2}, \frac{1}{2})$, which is equal to $\beta_p(12^*3^*4^*, \vec{G})$ by Example 4.10.

Lemma 5.17. *All entries in $\beta_p(B, \gamma_h(Q))$ are $1/2$, where $Q = E \cap B$.*

Proof. Let N be an $\epsilon/2$ -neighborhood of Q in Σ , so that p is in ∂N . For each $e \in E$, we claim that $\beta_p(B, \gamma_h(Q))(e) = 1/2$. We denote by h_1 and h_2 the half-edges of e such that the direction of e in $\gamma_h(Q)$ is (h_1, h_2) .

Case I. $e \in Q$. Then, as we move along the boundary ∂N (with its induced orientation) away from p , we cross h_1^* first and h_2^* second. Let p' be a point in ∂N just before we cross h_1^* . We denote by Σ' the component of $\Sigma \setminus \text{FC}(B, e^*)$ with $p \in \Sigma'$. Then $p' \in \Sigma'$ as well, and hence the directed coedge (h_1^*, h_2^*) agrees the induced orientation on $\partial\Sigma'$. Therefore, $\beta_p(B, \gamma_h(Q))(e) = \beta_{p'}(B, \gamma_h(Q))(e) = 1/2$.

Case II. $e \in E \setminus Q$. Then, as we move along the boundary ∂N away from p , we cross h_2 first and h_1 second. Let p' be a point in ∂N_ϵ just before we cross h_1 . We denote by Σ' the component of $\Sigma \setminus \text{FC}(B, e)$ with $p \in \Sigma'$. Then $p' \in \Sigma'$ as well, and hence the directed edge (h_2, h_1) agrees the induced orientation on $\partial\Sigma'$. Therefore, $\beta_p(B, \gamma_h(Q))(e) = \beta_{p'}(B, \gamma_h(Q))(e) = 1/2$. \square

Proof of Theorem 5.15. Let B be a basis of \mathbf{G} and set $Q := E \cap B$. By definition, $\beta_p(-, \vec{G})(e) = \beta_p(-, \gamma_h(Q))(e)$ if and only if the directions of the edge e in \vec{G} and $\gamma_h(Q)$ are the same. The latter condition is equivalent to $\beta'_h(-, \vec{G})(e) = \beta'_h(-, \gamma_h(Q))(e)$. By definition and Lemma 5.17, $\beta'_h(B, \gamma_h(Q)) = (1/2, \dots, 1/2) = \beta_p(B, \gamma_h(Q))$. Therefore, $\beta'_h(B, \vec{G}) = \beta_p(B, \vec{G})$. \square

6. COMPLEMENTS

6.1. Orientation conventions. Our theory for ribbon graphs $\mathbf{G} = (G, \Sigma)$ has been built on the convention that the orientation of the surface Σ is *counter-clockwise* and the dual reference orientation is assigned using the *right-hand rule*. If we instead use the *clockwise* orientation of Σ and the *left-hand rule* for the dual orientation, this affects the definition of σ_p (cf. Definition 5.2) and the cyclic ordering used to define the Bernardi map β'_h (cf. Definition 5.11). With these alternative conventions, Theorem 5.15 can be stated as

$$\mathbf{b}'_h(-, \vec{G}) = \mathbf{b}_p(-, \vec{G}),$$

where the Bernardi map \mathbf{b}'_h and the BBY map \mathbf{b}_p are defined using the clockwise orientation of Σ and the left-hand rule, and \vec{G} is a reference orientation on E independent of the choice of convention.

6.2. Duality. We explain how the canonical BBY torsor defined in Section 4 (or equivalently the Bernardi torsor defined in Section 5) is compatible with duality:

Given an orthogonal matroid $M = (E \cup E^*, \mathcal{B})$, its *dual orthogonal matroid* is defined to be

$$M^* = (E \cup E^*, \mathcal{B}^*),$$

where

$$\mathcal{B}^* = \{B^* : B \in \mathcal{B}\}.$$

This generalizes the notion of dual matroids because for any matroid N , we have $\text{lift}(N)^* = \text{lift}(N^*)$. Clearly, $(M^*)^* = M$.

Definition 6.1. Let \mathcal{C} be a regular orthogonal representation of M . Then its *dual* is the regular orthogonal representation

$$\mathcal{C}^* := \{\mathbf{C}^* : \mathbf{C} \in \mathcal{C}\}$$

of M^* .

It is straightforward to check that the set \mathcal{C}^* satisfies Definition 2.4. Because for any $\mathbf{C} \in \mathcal{C}$ we have $\pi(\mathbf{C}) = \pi(\mathbf{C}^*)$, the *identity map* induces

- the group isomorphism $\text{Jac}(\mathcal{C}) \cong \text{Jac}(\mathcal{C}^*)$,
- the bijection $\mathcal{R}(\mathcal{C}) \rightarrow \mathcal{R}(\mathcal{C}^*)$, and
- the “isomorphic actions” $\text{Jac}(\mathcal{C}) \circ \mathcal{R}(\mathcal{C})$ and $\text{Jac}(\mathcal{C}^*) \circ \mathcal{R}(\mathcal{C}^*)$.

We will identify the two objects in each pair.

Now we consider the BBY bijections. Given an acyclic circuit signature σ of M , the set

$$\sigma^* := \{\mathbf{C}^* : \mathbf{C} \in \sigma\}$$

is clearly an acyclic circuit signature of M^* . Note that for any basis B of M and any $e \notin B$, we have $\text{FC}(B^*, e^*) = \text{FC}(B, e)^*$. Therefore, we have

$$(3) \quad \beta_\sigma(B) = \beta_{\sigma^*}(B^*).$$

Next we study the dual of a ribbon graph \mathbf{G} with edge set E . As defined in Section 2.4, the dual ribbon graph \mathbf{G}^* has edge set E^* , but in this subsection we interchange E and E^* so that we can consider spanning quasi-trees of \mathbf{G}^* as subsets of E . Clearly, we have:

- $M(\mathbf{G})^* = M(\mathbf{G}^*)$,
- a subset Q of E is a spanning quasi-tree of \mathbf{G} if and only if $E \setminus Q$ is a spanning quasi-tree of \mathbf{G}^* , and
- a subset C of $E \cup E^*$ is a circuit of $M(\mathbf{G})$ if and only if C^* is a circuit of $M(\mathbf{G}^*)$.

We remark that a circuit C of $M(\mathbf{G})$ is geometrically the same as the circuit of C^* of $M(\mathbf{G}^*)$; see Figure 8 for example.

Recall that the regular orthogonal representation $\mathcal{C}(\mathbf{G}, \vec{G})$ is obtained from the ribbon graph \mathbf{G} , a reference orientation \vec{G} of E , and the dual reference orientation \vec{G}^* of E^* induced by the right-hand rule. To make our torsors compatible with duality, when we define the regular orthogonal representation $\mathcal{C}(\mathbf{G}^*, \vec{G}^*)$ for $M(\mathbf{G}^*)$, we use the *left-hand* rule (and the clockwise orientation of Σ), where \vec{G}^* is the reference orientation of E^* for \mathbf{G} and hence a reference orientation of E for \mathbf{G}^* ; see Figure 8. An immediate consequence is that any signed ribbon cycle \mathbf{C} of \mathbf{G} is the same geometric object and the same algebraic object as the signed ribbon cycle \mathbf{C}^* of \mathbf{G}^* . In particular, we have the identity

$$\mathcal{C}(\mathbf{G}^*, \vec{G}^*) = \mathcal{C}(\mathbf{G}, \vec{G})^*$$

and the isomorphism

$$\text{Jac}(\mathbf{G}) \cong \text{Jac}(\mathbf{G}^*)$$

induced by the identity map from \mathbb{Z}^E to \mathbb{Z}^E .

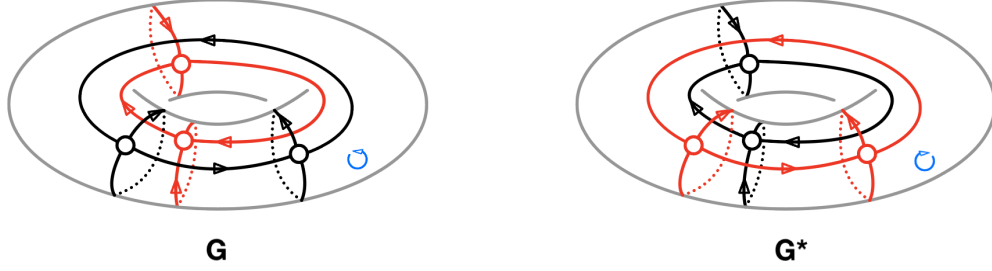


FIGURE 8. A ribbon graph \mathbf{G} and its dual \mathbf{G}^* , where the edges are colored black and the coedges are colored red in both \mathbf{G} and \mathbf{G}^* . Each circuit C of $M(\mathbf{G})$ in the left figure corresponds to C^* in the right figure, obtained by switching the colors black and red. Moreover, if \mathbf{G} is given with a reference orientation following the standard convention (the right-hand rule and the counter-clockwise orientation), then this orientation naturally corresponds to the orientation for \mathbf{G}^* with the opposite convention.

Fix a point $p \in \Sigma \setminus (E \cup E^*)$. By Equation (3), we get

$$\beta_{\sigma_p}(B) = \beta_{\sigma_p^*}(B^*),$$

where σ_p is defined in Definition 5.2 for the ribbon graph \mathbf{G} . Because we use the left-hand rule for \mathbf{G}^* along with the clockwise surface orientation, we have

$$\beta_{\sigma_p^*}(B^*) = -\mathbf{b}_p(B^*, \vec{G}^*).$$

Applying Theorem 5.15 to \mathbf{G} and its left-hand analogue (cf. Section 6.1) to \mathbf{G}^* , we get

$$\beta'_h(B, \vec{G}) = \beta_p(B, \vec{G}) (= \beta_{\sigma_p}(B))$$

and

$$\mathbf{b}'_h(B^*, \vec{G}^*) = \mathbf{b}_p(B^*, \vec{G}^*).$$

The four identities above imply

$$(4) \quad \beta'_h(B, \vec{G}) = \beta_p(B, \vec{G}) = -\mathbf{b}_p(B^*, \vec{G}^*) = -\mathbf{b}'_h(B^*, \vec{G}^*).$$

Recall that for the ribbon graph \mathbf{G} (and the right-hand rule), we have the canonical group action

$$\Gamma_p: \text{Jac}(\mathbf{G}) \times \mathcal{Q}(\mathbf{G}) \rightarrow \mathcal{Q}(\mathbf{G})$$

determined by the relation

$$\Gamma_p([\mathbf{v}]_J, B_1) = B_2 \Leftrightarrow [\mathbf{v}]_J \cdot \bar{\beta}_p(B_1, \vec{G}) = \bar{\beta}_p(B_2, \vec{G}).$$

For the dual ribbon graph \mathbf{G}^* (and the left-hand rule), the canonical group action

$$\Gamma_p^*: \text{Jac}(\mathbf{G}^*) \times \mathcal{Q}(\mathbf{G}^*) \rightarrow \mathcal{Q}(\mathbf{G}^*)$$

is determined by the relation

$$\Gamma_p^*([\mathbf{v}]_J, B_1^*) = B_2^* \Leftrightarrow [\mathbf{v}]_J \cdot \bar{\mathbf{b}}_p(B_1^*, \vec{G}^*) = \bar{\mathbf{b}}_p(B_2^*, \vec{G}^*).$$

By Equation (4), the two group actions satisfy the following property, which means that the canonical torsor Γ_p is compatible with duality.

Theorem 6.2. $\Gamma_p([\mathbf{v}]_J, B_1) = B_2 \Leftrightarrow \Gamma_p^*([\mathbf{v}]_J, B_1^*) = B_2^*$.

This generalizes [4, Theorem 6.1] which shows that the Bernardi torsor for a plane graph is compatible with duality.

6.3. Connections to regular matroids. We explain how our definitions and results generalize the corresponding ones for regular matroids.

Recall that given a matroid $N = (E, \mathcal{B})$, the pair $\text{lift}(N) := (E \cup E^*, \mathcal{B}')$ is an orthogonal matroid, where $\mathcal{B}' = \{B \cup (E \setminus B)^* : B \in \mathcal{B}\}$. The set of circuits of $\text{lift}(N)$ is the union of $\{C \subseteq E : C \text{ is a circuit of } N\}$ and $\{D^* \subseteq E^* : D \text{ is a cocircuit of } N\}$.

Let N be a regular matroid. Choosing a regular representation of N (i.e., a totally unimodular integer matrix representing N), we obtain a set \mathcal{C} of signed circuits of N and a set \mathcal{D} of signed cocircuits of N , where $\mathcal{C}, \mathcal{D} \subseteq \{0, \pm 1\}^E$ and every signed circuit is orthogonal to every signed cocircuit with respect to the standard inner product on \mathbb{Z}^E . The sets \mathcal{C} and \mathcal{D} are unique up to reorientations; see [1, Section 2.1] for details.

For every element $\mathbf{v} \in \mathcal{C}$ (resp. $\mathbf{v} \in \mathcal{D}$), let $\phi(\mathbf{v}) \in \{0, \pm 1\}^{E \cup E^*}$ be the unique vector such that $\text{supp}(\phi(\mathbf{v})) \subseteq E$ (resp. $\text{supp}(\phi(\mathbf{v})) \subseteq E^*$) and $\pi(\phi(\mathbf{v})) = \mathbf{v}$. Denote

$$\mathcal{CD} := \{\phi(\mathbf{v}) : \mathbf{v} \in \mathcal{C} \cup \mathcal{D}\} \subseteq \{0, \pm 1\}^{E \cup E^*}.$$

The set \mathcal{CD} is a regular orthogonal representation of $\text{lift}(N)$, as one can easily check.

Recall that the *Jacobian group* of N is defined to be

$$\text{Jac}(N) := \mathbb{Z}^E / \langle \mathcal{C} \cup \mathcal{D} \rangle.$$

Proposition 6.3. *The Jacobian group of the regular orthogonal representation \mathcal{CD} is naturally isomorphic to the Jacobian group of N .*

Proof. Because $\langle \pi(\mathcal{CD}) \rangle = \langle \mathcal{C} \cup \mathcal{D} \rangle$, the identity map on \mathbb{Z}^E induces the desired isomorphism. \square

We recall the circuit-cocircuit reversal system for regular matroids, defined in [16], using our language. The set of orientations is $\{\pm \frac{1}{2}\}^E$. A *circuit reversal* (resp. a *cocircuit reversal*) of the regular matroid N turns an orientation \mathbf{O} into the orientation $\mathbf{O} + \mathbf{C}$ for some $\mathbf{C} \in \mathcal{C}$ (resp. for some $\mathbf{C} \in \mathcal{D}$). Two orientations \mathbf{O}_1 and \mathbf{O}_2 of N are said to be *equivalent* if one orientation can be obtained by the other by a sequence of circuit reversals and cocircuit reversals. This defines an equivalence relation on the set of orientations. We call an equivalence class for this relation a *circuit-cocircuit reversal class*. The set of circuit-cocircuit reversal classes of N is denoted by $\mathcal{R}(N)$. Because a circuit reversal or a cocircuit reversal $\mathbf{O} + \mathbf{C}$ of the regular matroid N is the same as a circuit reversal $\mathbf{O} + \pi(\phi(\mathbf{C}))$ of the regular orthogonal representation \mathcal{CD} , we have the following result:

Proposition 6.4. $\mathcal{R}(\mathcal{CD}) = \mathcal{R}(N)$.

Similarly, one can check that the following definitions for the regular orthogonal representation \mathcal{CD} are essentially the same as their counterparts for regular matroids. We omit the proofs for brevity.

Proposition 6.5.

- (i) *The action of $\text{Jac}(\mathcal{CD})$ on $\mathcal{R}(\mathcal{CD})$ in Definition 3.6 is the same¹¹ as the action of $\text{Jac}(N)$ on $\mathcal{R}(N)$ in [1, Section 4.3].*
- (ii) *The map β for \mathcal{CD} is triangulating (cf. Definition 4.2) if and only if $\beta = f_{\mathcal{A}, \mathcal{A}^*}$ for a pair $(\mathcal{A}, \mathcal{A}^*)$ of triangulating atlases in the sense of [14, Section 1.4].*
- (iii) *A circuit signature σ of \mathcal{CD} is acyclic if and only if the set*

$$\sigma_{\mathcal{C}} := \{\mathbf{C} \in \mathcal{C} : \phi(\mathbf{C}) \in \sigma\}$$

is an acyclic circuit signature of N and the set

$$\sigma_{\mathcal{D}} := \{\mathbf{D} \in \mathcal{D} : \phi(\mathbf{D}) \in \sigma\}$$

is an acyclic cocircuit signature of N , in the sense of [1, Section 1].

¹¹Technically speaking, we use a different convention. The action $[\mathbf{v}]_{\mathbb{J}} \cdot [\mathbf{O}]_{\mathbb{R}}$ in our paper is the same as the action $[-\mathbf{v}]_{\mathbb{J}} \cdot [\mathbf{O}]_{\mathbb{R}}$ in [1].

- (iv) When the circuit signature σ of \mathcal{CD} is acyclic, the BBY bijection $\bar{\beta}_\sigma: \mathcal{B}'(\text{lift}(N)) \rightarrow \mathcal{R}(\mathcal{CD})$ is the same as the BBY bijection induced by a pair (σ_C, σ_D) of acyclic signatures defined in [1, Theorem 1.2.2], where we identify each basis B of N with the basis $B \cup (E \setminus B)^*$ of $\text{lift}(N)$.

ACKNOWLEDGEMENTS

Thanks to Nathan Bowler, Matt Larson, Langte Ma, and Iain Moffatt for helpful discussions, and to Chi Ho Yuen for feedback on the first draft of this manuscript. This work began at the 2024 Workshop on (Mostly) Matroids at the Institute for Basic Science, Daejeon, South Korea, in August 2024, and we would like to thank IBS as well as the organizers of that workshop (S. Backman, R. Campbell, D. Mayhew, and S. Oum) for providing a stimulating environment. The first author was supported by NSF grant DMS-2154224 and a Simons Fellowship in Mathematics. The third author was supported by the Institute for Basic Science (IBS-R029-C1).

REFERENCES

- [1] Spencer Backman, Matthew Baker, and Chi Ho Yuen. Geometric bijections for regular matroids, zonotopes, and Ehrhart theory. *Forum Math. Sigma*, 7:Paper No. e45, 37, 2019.
- [2] Spencer Backman and Sam Hopkins. Fourorientations and the Tutte polynomial. *Res. Math. Sci.*, 4:Paper No. 18, 57, 2017.
- [3] Matthew Baker and Nathan Bowler. Matroids over partial hyperstructures. *Adv. Math.*, 343:821–863, 2019.
- [4] Matthew Baker and Yao Wang. The Bernardi process and torsor structures on spanning trees. *Int. Math. Res. Not.*, 2018(16):5120–5147, 03 2017.
- [5] Olivier Bernardi. Tutte polynomial, subgraphs, orientations and sandpile model: new connections via embeddings. *Electron. J. Combin.*, 15(1):Research Paper 109, 53, 2008.
- [6] Anders Björner, Michel Las Vergnas, Bernd Sturmfels, Neil White, and Günter M. Ziegler. *Oriented matroids*, volume 46 of *Encyclopedia of Mathematics and its Applications*. Cambridge University Press, Cambridge, second edition, 1999.
- [7] Richard F. Booth, Alexandre V. Borovik, Israel M. Gelfand, and David A. Stone. Lagrangian matroids and cohomology. *Ann. Comb.*, 4(2):171–182, 2000.
- [8] Richard F. Booth, Maria Leonor Moreira, and Maria Rosário Pinto. A circuit axiomatisation of Lagrangian matroids. *Discrete Math.*, 266(1-3):109–118, 2003. The 18th British Combinatorial Conference (Brighton, 2001).
- [9] André Bouchet. Unimodularity and circle graphs. *Discrete Math.*, 66(1-2):203–208, 1987.
- [10] André Bouchet. Representability of Δ -matroids. In *Combinatorics (Eger, 1987)*, volume 52 of *Colloq. Math. Soc. János Bolyai*, pages 167–182. North-Holland, Amsterdam, 1988.
- [11] André Bouchet. Maps and Δ -matroids. *Discrete Math.*, 78(1-2):59–71, 1989.
- [12] André Bouchet, Bill Cunningham, and Jim Geelen. Principally unimodular skew-symmetric matrices. *Combinatorica*, 18(4):461–486, 1998.
- [13] Melody Chan, Thomas Church, and Joshua A. Grochow. Rotor-routing and spanning trees on planar graphs. *Int. Math. Res. Not.*, 2015(11):3225–3244, 03 2014.
- [14] Changxin Ding. A framework unifying some bijections for graphs and its connection to Lawrence polytopes, 2024. [arXiv:2306.07376](https://arxiv.org/abs/2306.07376).
- [15] Emeric Gioan. Enumerating degree sequences in digraphs and a cycle-cocycle reversing system. *European J. Combin.*, 28(4):1351–1366, 2007.
- [16] Emeric Gioan. Circuit-cocircuit reversing systems in regular matroids. *Ann. Comb.*, 12(2):171–182, 2008.
- [17] Tong Jin and Donggyu Kim. Orthogonal matroids over tracts, 2023. [arXiv:2303.05353](https://arxiv.org/abs/2303.05353).
- [18] Serge Lang. *Linear algebra*. Undergraduate Texts in Mathematics. Springer-Verlag, New York, third edition, 1987.
- [19] John M. Lee. *Introduction to smooth manifolds*, volume 218 of *Graduate Texts in Mathematics*. Springer, New York, second edition, 2013.
- [20] Criel Merino, Iain Moffatt, and Steven Noble. The critical group of a combinatorial map, 2023. [arXiv:2308.13342](https://arxiv.org/abs/2308.13342).
- [21] William T. Tutte. A homotopy theorem for matroids. I, II. *Trans. Amer. Math. Soc.*, 88:144–174, 1958.
- [22] Andrew Vince and Neil White. Orthogonal matroids. *J. Algebraic Combin.*, 13(3):295–315, 2001.
- [23] Walter Wenzel. Pfaffian forms and Δ -matroids. *Discrete Math.*, 115(1-3):253–266, 1993.
- [24] Walter Wenzel. Pfaffian forms and Δ -matroids with coefficients. *Discrete Math.*, 148(1-3):227–252, 1996.

- [25] Chi Ho Yuen. Geometric bijections between spanning trees and break divisors. *J. Combin. Theory Ser. A*, 152:159–189, 2017.

APPENDIX A. BOUCHET’S REPRESENTATIONS OF RIBBON GRAPHS

In this appendix, we review Bouchet’s construction [9] of principally unimodular matrices associated with ribbon graphs, with the ultimate goal of proving that the Jacobian group $\text{Jac}(\mathbf{G})$, as defined in this paper, coincides with the critical group of \mathbf{G} , as defined in [20].

Let $\mathbf{G} = (G, \Sigma)$ be a ribbon graph, and fix a reference orientation of G . We denote by v_e the intersection of an edge e and the corresponding coedge e^* . The point v_e divides e into the two half-edges e_+ and e_- , where we adopt the convention that e_+ corresponds to the head of e and e_- corresponds to the tail. Similarly, we define the two half-coedges e_+^* and e_-^* .

We define a matrix $A(\mathbf{G}, Q)$ as follows:

- (i) Select a spanning quasi-tree (V, Q) of \mathbf{G} . We denote by q the boundary of a small ϵ -neighborhood of (V, Q) in Σ . Then, as in §5.3, q intersects $2|E|$ half-edges and half-coedges induced by $Q^* \cup (E \setminus Q)$.
- (ii) As in §5.3, travel along q according to the induced orientation and list the $2|E|$ half-edges and half-coedges you cross, in order; this yields a cyclic ordering which we denote by q° .
- (iii) Form the skew-symmetric matrix $A(\mathbf{G}, Q)$, whose rows and columns are indexed by the elements in $Q^* \cup (E \setminus Q)$, using the rule:

$$A(\mathbf{G}, Q)(e, f) = \begin{cases} +1 & \text{if we have } \cdots f_+ \cdots e_+ \cdots f_- \cdots e_- \cdots \text{ in } q^\circ, \\ -1 & \text{if we have } \cdots e_+ \cdots f_+ \cdots e_- \cdots f_- \cdots \text{ in } q^\circ, \\ 0 & \text{otherwise.} \end{cases}$$

Theorem A.1 ([9]; see [20]). *$A(\mathbf{G}, Q)$ is principally unimodular.*

The skew-symmetric matrix $A(\mathbf{G}, Q)$ encodes the signed ribbon cycles $\mathcal{C}(\mathbf{G})$ of \mathbf{G} , in the following sense. Let $\Lambda(\mathbf{G}, Q)$ be the $n \times 2n$ matrix $(I \ A(\mathbf{G}, Q))$ such that the columns of the identity matrix I are indexed by elements in $Q \cup (E \setminus Q)^*$ and $I(e, e^*) = 1$ for each $e \in Q^* \cup (E \setminus Q)$.

Proposition A.2. *For each $e \in Q^* \cup (E \setminus Q)$, the e -th row of $\Lambda(\mathbf{G}, Q)$ is equal to \mathbf{C}_e^* , where \mathbf{C}_e is the signed ribbon cycle such that $\text{supp}(\mathbf{C}_e) = \text{FC}(Q \cup (E \setminus Q)^*, e)$ and $\mathbf{C}_e(e) = 1$.*

Proof. Let c_1 and c_2 be the boundary components of a small ϵ -neighborhood of $(V, Q \Delta \{\underline{e}\})$, where $\underline{e} \in E \cap \{e, e^*\}$. Each c_i inherits its orientation from the induced boundary orientation. We may assume that $(c_1, e^*) = 1$. Then $(c_2, e^*) = -1$, and $\iota(c_1) = -\iota(c_2) = \mathbf{C}_e^*$ by Lemma 2.27. Let c_i° be the associated cyclic ordering of the half-edges and half-coedges intersecting c_i .

Case I. $e^* \in Q$. Then c_1 intersects e_+^* and c_2 intersects e_-^* . Hence, we can enumerate c_1° and c_2° as $e_+^* X$ and $e_-^* Y$, respectively. For $e \neq f \in Q^* \cup (E \setminus Q)$, we observe that

- $(c_1, f) = 1$ if and only if $f_+ \in X$ and $f_- \in Y$, and
- $(c_1, f) = -1$ if and only if $f_- \in X$ and $f_+ \in Y$.

Note that q° can be represented as $e_- X e_+ Y$; see Figure 9(left). Therefore, $(c_1, f) = A(\mathbf{G}, Q)(e, f)$, implying that $\iota(c_1) = \mathbf{C}_e^*$ is equal to the e -th row of $\Lambda(\mathbf{G}, Q)$.

Case II. $e^* \in (E \setminus Q)^*$. Then c_1 intersects e_-^* and c_2 intersects e_+^* . Thus, we can write c_1° and c_2° as $e_-^* X$ and $e_+^* Y$, respectively. We have:

- $(c_1, f) = 1$ if and only if $f_- \in X$ and $f_+ \in Y$, and
- $(c_1, f) = -1$ if and only if $f_+ \in X$ and $f_- \in Y$.

In this case, q° is represented as $e_+ X e_- Y$; see Figure 9(right). Therefore, $(c_1, f) = A(\mathbf{G}, Q)(e, f)$, implying that \mathbf{C}_e^* is equal to the e -th row of $\Lambda(\mathbf{G}, Q)$. \square

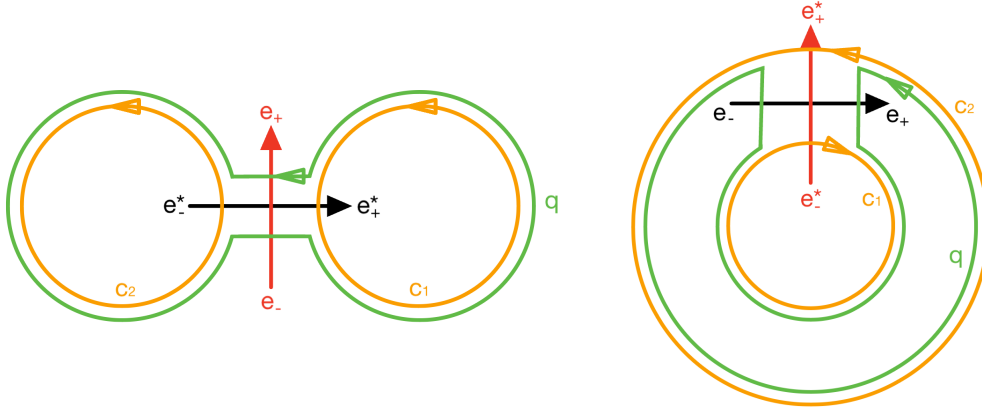


FIGURE 9. Descriptions of q , c_1 , and c_2 in the proof of Proposition A.2. The left figure illustrates the case $e^* \in Q$, and the right figure illustrates the case $e^* \in (E \setminus Q)^*$. In both the left and right illustrations, the region bounded by a green curve q corresponds to a small ϵ -neighborhood of the spanning quasi-tree (V, Q) .

Proposition A.2, combined with Lemma 2.6, shows that

$$(5) \quad \text{Jac}(\mathbf{G}) = \mathbb{Z}^E / \langle I + A(\mathbf{G}, Q) \rangle$$

for any spanning quasi-tree Q . We note that the right-hand side of (5) is the definition of “critical group” in [20].

Remark A.3. The matrix $A(\vec{\mathbb{G}}, Q)$, as defined in [20, Definition 3.1], is the negative of $A(\mathbf{G}, Q)$. However, both matrices yield the same regular orthogonal representation of $M(\mathbf{G})$, as the convention for choosing the dual orientation in [20] differs from ours. A “combinatorial map” $\vec{\mathbb{G}} = (\sigma, \alpha, \phi)$, corresponding to our convention, aligns with the definition in [20, Page 4], except that condition (ii) should be replaced with $\phi = \sigma\alpha$.

Remark A.4. A regular orthogonal matroid M can be represented as $(I \ A)$ for some PU skew-symmetric matrix A , as we discussed in §2.2. It is easy to see that $(I \ -A)$ represents the same regular orthogonal matroid M . When we denote the corresponding regular representations of $(I \ A)$ and $(I \ -A)$ by \mathcal{C}_1 and \mathcal{C}_2 , respectively, we deduce an isomorphism

$$\text{Jac}(\mathcal{C}_1) = \mathbb{Z}^E / \langle I + A \rangle \cong \mathbb{Z}^E / \langle I - A \rangle = \text{Jac}(\mathcal{C}_2),$$

because $I - A$ is the transpose of $I + A$. However, unlike the reorientation case discussed in §3.3, we do not have an automorphism of \mathbb{Z}^E which sends each signed circuit of \mathcal{C}_1 to a signed circuit of \mathcal{C}_2 with the same support, thereby inducing a group isomorphism $\text{Jac}(\mathcal{C}_1) \rightarrow \text{Jac}(\mathcal{C}_2)$ and a bijection $\mathcal{R}(\mathcal{C}_1) \rightarrow \mathcal{R}(\mathcal{C}_2)$.

For an explicit example, let

$$A = \begin{pmatrix} 0 & 1 & 1 & 1 \\ -1 & 0 & 1 & 1 \\ -1 & -1 & 0 & 0 \\ -1 & -1 & 0 & 0 \end{pmatrix}$$

and let $f : \mathbb{Z}^4 \rightarrow \mathbb{Z}^4$ be a map sending each $\mathbf{e}_i + \mathbf{r}_i$ to $\epsilon_i(\mathbf{e}_i - \mathbf{r}_i)$, where \mathbf{r}_i is the i -th row of A and $\epsilon_i \in \{\pm 1\}$. Then f is identified with the matrix $(I + A)^{-1}J(I - A)$, where $J = \text{diag}(\epsilon_1, \epsilon_2, \epsilon_3, \epsilon_4)$. However, one checks easily that f is not an integral matrix for any choice of ϵ_i 's.

APPENDIX B. TORSORS AS PROPORTION SPACES

A *torsor* (or *principal homogeneous space*) is, informally speaking, a mathematical structure quite similar to a group, but without a natural identity element. More formally, if G is a group, a G -torsor is a set X on which G acts simply and transitively, i.e., for every $x, y \in X$, there is a unique $g \in G$ such that $g \cdot x = y$.

In this appendix, we present an elegant reformulation of the notion of torsor — which makes no reference to groups — which we call a *proportion space*.¹² As we'll see, a proportion space X has an associated group G_X which acts simply and transitively on X , making X into a G_X -torsor, and conversely every torsor X for a group G is naturally a proportion space (with associated group isomorphic to G). So the concepts of torsor and proportion space are essentially equivalent, except for the fact that simply transitive group actions which differ by a permutation of G correspond to the same proportion structure on X .

B.1. Definition of proportion structure. Recall that a *relation* on a non-empty set X is a subset \mathcal{R} of $X \times X$. For $x, y \in X$, we write $x \sim y$ iff $(x, y) \in \mathcal{R}$ and treat \sim and \mathcal{R} interchangeably. The relation \sim is an *equivalence relation* if for all $x, y, z \in X$ we have $x \sim x$, $x \sim y \Rightarrow y \sim x$, and $x \sim y, y \sim z \Rightarrow x \sim z$.

We denote by π the natural map $X^4 \rightarrow X^3$ given by projecting away from the last coordinate, and by ι the natural involution from X^4 to itself which interchanges the middle two coordinates. In other words, $\pi(a, b, c, d) = (a, b, c)$ and $\iota(a, b, c, d) = (a, c, b, d)$.

Definition B.1. Given a relation \mathcal{R} on X^2 , we can identify \mathcal{R} with a subset of $X^4 = X^2 \times X^2$. We define the *dual relation* \sim' to be the image of \mathcal{R} under the involution ι . In other words, $(a, b) \sim' (c, d)$ iff $(a, c) \sim (b, d)$.

Definition B.2. We say that a relation \mathcal{R} on X^2 is *ternary* if the projection $\pi : \mathcal{R} \rightarrow X^3$ is a bijection onto its image. In other words, \sim is ternary iff for every $a, b, c \in X$, there is a unique $d \in X$ such that $(a, b) \sim (c, d)$.

Definition B.3. A *proportion structure*¹³ on a non-empty set X is a relation \sim on X^2 such that:

- (PS1) Both \sim and the dual relation \sim' are equivalence relations.
- (PS2) The relation \sim is ternary.

Concretely (without making reference to the dual relation \sim'), a proportion structure on X is a relation \sim on X^2 satisfying the following for all $a, b, c, d \in X$:

- (PS1a) \sim is an equivalence relation.
- (PS1b) $(a, a) \sim (b, b)$.
- (PS1c) $(a, b) \sim (c, d)$ iff $(b, a) \sim (d, c)$.
- (PS1d) If $(a, b) \sim (c, d)$ and $(b, e) \sim (d, f)$ then $(a, e) \sim (c, f)$.
- (PS2) Given $a, b, c \in X$, there is a unique $d \in X$ such that $(a, b) \sim (c, d)$.

Remark B.4. One checks easily that if \mathcal{R} satisfies (PS1), then the projection $\pi_i : \mathcal{R} \rightarrow X^3$ (projecting away from the i^{th} coordinate) is a bijection onto its image for *some* i iff π_i is a bijection onto

¹²The concept of proportion space was first described in the first author's blog post <https://mattbaker.blog/2023/09/18/torsors-as-proportion-spaces>. Benjamin Steinberg pointed out that our notion of proportion space is mathematically equivalent to the notion of a *heap*, which was introduced by Heinz Prüfer in the abelian case in 1924, and by Reinhold Baer in general in 1929. A *heap* is a set X together with a ternary operation t on X that satisfies the identities $c = t(b, b, c) = t(c, b, b)$ and $t(a, b, t(c, d, e)) = t(t(a, b, c), d, e)$. Heaps and proportion spaces are equivalent to one another via the correspondence $t(a, b, d) = c$, where c is the unique element of X such that $(a, b) \sim (c, d)$. We personally find the notion of proportion space more intuitive.

¹³We thank the anonymous blogger "The House Carpenter" for helping to correct our initial axioms for proportion spaces, which were too weak.

its image for every i . In particular, our choice of the last coordinate in the definition of “ternary” is immaterial.

Remark B.5. From the previous remark, it follows that we can replace (PS2) by:

(PS2)' Given $a, b, d \in X$, there is a unique $c \in X$ such that $(a, b) \sim (c, d)$.

For example, to see that (PS2) implies (PS2)' in the presence of (PS1), note that given $a, b, d \in X$, (PS2) tells us that there is a unique $c \in X$ such that $(b, a) \sim (d, c)$, and by (PS1c) this is equivalent to $(a, b) \sim (c, d)$.

Remark B.6. It turns out that if \sim is an equivalence relation satisfying (PS2)' and the dual relation \sim' is reflexive and transitive, then \sim' is automatically symmetric, i.e., axiom (PS1c) is redundant. (We thank The House Carpenter for pointing this out.) Indeed, suppose we're given $a, b, c, d \in X$ such that $(a, c) \sim (b, d)$. We want to show that $(c, a) \sim (d, b)$. By (PS2)', there is a unique $e \in X$ such that $(c, a) \sim (e, b)$. By (PS1d), it follows that $(c, c) \sim (e, d)$. But by (PS1b), we also have $(c, c) \sim (d, d)$. By (PS2), we must have $d = e$. Together with the previously established relation $(c, a) \sim (e, b)$, this implies $(c, a) \sim (d, b)$, as desired.

Definition B.7. (1) A *proportion space* is a set X together with a proportion structure \sim .
 (2) It is called an *abelian proportion space* if \sim and \sim' are equal.
 (3) A *pointed proportion space* is a proportion space together with a fixed reference point $x_0 \in X$.

Remark B.8. Our motivation for the term “proportion space” is that one can think of $(a, b) \sim (c, d)$ as saying that “ a is to b as c is to d ”. (We note that Ancient Greek mathematicians did not calculate with quantities and equations as we do today, but instead relied on proportionality, which expresses a relationship between geometric magnitudes. The ratio of two magnitudes was not a numerical value, as we think of it today, but a primitive relationship between them.)

Example B.9. If (G, \cdot) is a group, then the relation $(a, b) \sim (c, d)$ iff $ab^{-1} = cd^{-1}$ in G makes G into a proportion space, and taking the base point to be the identity element makes G into a pointed proportion space. In this case, \sim' as the equivalence relation defined by $(a, b) \sim' (c, d)$ iff $b^{-1}a = d^{-1}c$, and one verifies easily that G is abelian iff these the relations \sim and \sim' coincide.

Example B.10. An affine plane (i.e., a Euclidean plane without a distinguished origin) is naturally an abelian proportion space, where $(a, b) \sim (c, d)$ iff the displacement vector from a to b has the same direction and magnitude as the displacement vector from c to d .

Example B.11. The set $\{C, C^\sharp, D, D^\sharp, E, F, F^\sharp, G, G^\sharp, A, A^\sharp, B\}$ of notes in the (12-tone, equal temperament) chromatic scale is naturally an abelian proportion space, where $(x, y) \sim (z, w)$ iff the number of half-steps from x up to y is equal to the number of half-steps from z up to w .

Example B.12. The main results of [4] and [13], respectively, can be rephrased as saying that for a plane graph G (with a fixed orientation of the plane), there is a natural abelian proportion structure on the set \mathcal{T} of spanning trees of G . And the main result of the present paper can be rephrased as saying that for an (oriented) ribbon graph \mathbf{G} , there is a natural abelian proportion structure on the set \mathcal{Q} of spanning quasi-trees of \mathbf{G} .

Definition B.13. We say that two torsor structures (G, X) and (G', X) on a set X are *equivalent* if there is a bijection $\phi : G \rightarrow G'$ such that $\phi(g) \cdot x = g \cdot x$ for all $g \in G$ and $x \in X$.

Remark B.14. If (G, X) and (G', X) are equivalent via a bijection ϕ , then ϕ must be an isomorphism, and in particular G must be isomorphic to G' . To see this, note that for any $x, y \in X$ and $g, h \in G$

we have

$$\begin{aligned}
\phi(gh) \cdot x = y &\Leftrightarrow gh \cdot x = y \\
&\Leftrightarrow g \cdot (h \cdot x) = y \\
&\Leftrightarrow \phi(g) \cdot (\phi(h) \cdot x) = y \\
&\Leftrightarrow \phi(g)\phi(h) \cdot x = y
\end{aligned}$$

and thus $\phi(gh) = \phi(g)\phi(h)$ for all $g, h \in G$, i.e., ϕ is a homomorphism.

The main result of this appendix is:

Theorem B.15. *Let X be a non-empty set. There are natural bijective correspondences between:*

- (1) *Proportion structures on X and equivalence classes of torsor structures on X .*
- (2) *Pointed proportion structures on X and group structures on X .*

Moreover, under the correspondence in (1), abelian proportion structures correspond to equivalence classes of torsors (G, X) with G abelian.

Remark B.16. In Example B.10, the group G_X associated to the affine plane X can be identified in many different ways with \mathbb{R}^2 . There are, correspondingly, many different simply transitive group actions of \mathbb{R}^2 on X that correspond to the same proportion structure on X . Specifically, for any non-zero real number λ , we can make \mathbb{R}^2 act on X via $\vec{v} \cdot a := a + \lambda\vec{v}$, and each of these actions corresponds to the same proportion space. Philosophically, assigning a magnitude to the displacement vector \vec{v} between a and b requires coordinatizing the plane X , whereas the notion of proportionality is coordinate-free.

Interestingly, however — as the proof below will show — the action of G_X itself on X is canonical: it's given by $[(a, b)] \cdot b = a$. It's the identification of G_X with \mathbb{R}^2 that is non-canonical. (We thank Jordan Ellenberg for pointing this out.)

Proof. Given a group G and a G -torsor X , we define a relation \sim on X^2 by setting $(a, b) \sim (c, d)$ iff there exists $g \in G$ such that $g \cdot b = a$ and $g \cdot d = c$. It is straightforward to check that this relation satisfies (PS1a)-(PS1d) and (PS2). For example, in order to show that \sim is transitive, which is part of (PS1a), suppose $(a, b) \sim (c, d)$ and $(c, d) \sim (e, f)$. Then there exists a unique $g \in G$ such that $g \cdot b = a$ and $g \cdot d = c$, and this same g must then satisfy $g \cdot f = e$. It follows that $(a, b) \sim (e, f)$. Similarly, to check (PS1d), suppose $(a, b) \sim (c, d)$ and $(b, e) \sim (d, f)$. Then there exists $g \in G$ such that $g \cdot b = a$ and $g \cdot d = c$, as well as $h \in G$ such that $h \cdot e = b$ and $h \cdot f = d$. The axioms for a group action show that $gh \in G$ satisfies $(gh) \cdot e = a$ and $(gh) \cdot f = c$, i.e., $(a, e) \sim (c, f)$.

Note that if two torsor structures on X are equivalent, then they define the same proportion structure on X . Indeed, given $a, b, c, d \in X$, there exists $g \in G$ such that $g \cdot b = a$ and $g \cdot d = c$ iff there exists $g \in G$ such that $\phi(g) \cdot b = a$ and $\phi(g) \cdot d = c$ iff there exists $g' \in G'$ such that $g' \cdot b = a$ and $g' \cdot d = c$.

Conversely, given a proportion space (X, \sim) , we define an associated group $G = G_X$ as follows. As a set, define G to be the set of equivalence classes of pairs (a, b) with respect to \sim . We denote by $[(a, b)]$ the equivalence class of (a, b) . Define a binary operation \star on G by setting $[(a, b)] \star [(c, d)] := [(e, d)]$, where $e \in X$ is the unique element (guaranteed by (PS2)') such that $[(a, b)] = [(e, c)]$. In other words, the group law is characterized by the rule $[(a, b)] \star [(b, c)] := [(a, c)]$, which is well-defined by (PS1d).

The identity element of G is $[(a, a)]$ for any $a \in X$, which is well-defined by (PS1b), and the inverse of $[(a, b)]$ is given by $[(b, a)]$, which is well-defined by (PS1c). To check the associative law $(g_1 \star g_2) \star g_3 = g_1 \star (g_2 \star g_3)$, we may assume using (PS2)' that $g_1 = [(a, b)]$, $g_2 = [(b, c)]$, and $g_3 = [(c, d)]$ for some $a, b, c, d \in X$, and then the verification becomes straightforward.

We define an action of G on X by setting $[(a, b)] \cdot b := a$. To check the axiom $(g_1 \star g_2) \cdot x = g_1 \cdot (g_2 \cdot x)$ for a group action, we may assume that $g_1 = [(a, b)]$, $g_2 = [(b, c)]$, and $x = c$ for some $a, b, c \in X$, in which case the verification is again straightforward. We leave it as an exercise for the reader to check that the two constructions just given are inverse to one another. This establishes (1).

For (2), suppose we're given a group G . Then $X = G$ is a G -torsor (and hence a proportion space) via the action of G on itself by left multiplication, and the identity element is a distinguished base point of X . Conversely, given a proportion space X and a base point $x_0 \in X$, we can identify X with the associated group G_X by letting $x \in X$ correspond to $[(x, x_0)] \in G_X$. We again leave it as an exercise to check that these constructions are inverse to one another.

It remains to show that, under the correspondence in (1), abelian proportion structures correspond to equivalence classes of torsors (G, X) with G abelian. Equivalently, G is abelian iff the relations \sim and \sim' coincide. The forward direction is easy; for the other direction, by choosing a base point we may assume that $X = G$. Suppose the relations \sim and \sim' induced by the group structure are equal, and take d to be the identity element of G . Then for $a, b, c \in G$ we have $ab^{-1} = c$ iff $b^{-1}a = c$, which means that $ab^{-1} = b^{-1}a$ for all $a, b \in G$, i.e., G is abelian. \square

Email address: mbaker@math.gatech.edu

SCHOOL OF MATHEMATICS, GEORGIA INSTITUTE OF TECHNOLOGY, ATLANTA, USA

Email address: cding66@gatech.edu

SCHOOL OF MATHEMATICS, GEORGIA INSTITUTE OF TECHNOLOGY, ATLANTA, USA

Email address: donggyu@kaist.ac.kr

DEPARTMENT OF MATHEMATICAL SCIENCES, KAIST, DAEJEON, SOUTH KOREA AND DISCRETE MATHEMATICS GROUP, INSTITUTE FOR BASIC SCIENCE (IBS), DAEJEON, SOUTH KOREA